LSC Area Percent Report

Data Path : Z:\voasrv\HPCHEM1\MSVOA_V\Data\VV061824\
Data File : VV036112.D
Acq On : 18 Jun 2024 11:55
Operator : SY/MD
Sample : P2909-02RE
Misc : 4.98g/10.0mL/MSVOA_V/SOIL/B
ALS Vial : 7 Sample Multiplier: 1

Instrument :
MSVOA_V
ClientSampleId :
A4B76RE

Integration Parameters: LSCINT.P
Integrator: RTE
Smoothing : OFF Filtering: 5
Sampling : 1 Min Area: 0 % of largest Peak
Start Thrs: 0.2 Max Peaks: 100
Stop Thrs : 0 Peak Location: TOP

If leading or trailing edge < 100 prefer < Baseline drop else tangent >
Peak separation: 5

Method : Z:\voasrv\HPCHEM1\MSVOA_V\Method\SFAMVLM053024SMA.M
Title : VOC Analysis

Signal : TIC: VV036112.D\data.ms

peak #	R.T. min	first scan	max scan	last scan	PK TY	peak height	corr. area	corr. % max.	% of total
1	1.272	66	72	87	rVB	248676	264038	21.62%	2.854%
2	1.526	144	151	163	rVB	196745	236455	19.36%	2.556%
3	2.050	305	314	326	rBV	386276	554750	45.42%	5.996%
4	2.233	360	371	388	rVB	32683	52855	4.33%	0.571%
5	2.355	406	409	411	rBV3	557	391	0.03%	0.004%
6	2.439	424	435	449	rBV	106216	179391	14.69%	1.939%
7	2.587	479	481	489	rVB7	1091	1076	0.09%	0.012%
8	2.622	489	492	494	rBV2	436	216	0.02%	0.002%
9	2.671	505	507	509	rBV2	442	278	0.02%	0.003%
10	2.696	509	515	523	rVV7	1198	1923	0.16%	0.021%
11	2.738	526	528	533	rVB4	370	288	0.02%	0.003%
12	2.783	539	542	547	rVB2	307	247	0.02%	0.003%
13	2.844	556	561	564	rVB2	408	364	0.03%	0.004%
14	2.867	564	568	571	rBV5	432	374	0.03%	0.004%
15	2.886	571	574	576	rBV	293	211	0.02%	0.002%
16	2.960	583	597	616	rBV3	23604	50784	4.16%	0.549%
17	3.098	637	640	641	rBV	395	214	0.02%	0.002%
18	3.111	641	644	646	rVV3	764	555	0.05%	0.006%
19	3.143	650	654	656	rVV	601	482	0.04%	0.005%
20	3.156	656	658	661	rVV	358	270	0.02%	0.003%
21	3.214	674	676	680	rVV2	375	298	0.02%	0.003%
22	3.256	685	689	694	rVB2	437	343	0.03%	0.004%
23	3.362	720	722	728	rVB3	341	283	0.02%	0.003%
24	3.413	737	738	743	rBV3	238	223	0.02%	0.002%
25	3.503	765	766	769	rBV	410	260	0.02%	0.003%
26	3.568	783	786	789	rBV3	407	230	0.02%	0.002%
27	3.597	789	795	798	rVB3	229	219	0.02%	0.002%
28	3.658	812	814	817	rVB2	404	281	0.02%	0.003%
29	3.741	831	840	843	rBV3	509	672	0.06%	0.007%
30	3.815	851	863	886	rBV3	14145	48815	4.00%	0.528%
31	4.175	972	975	977	rBV3	352	234	0.02%	0.003%
32	4.243	979	996	1035	rVV2	212639	565347	46.29%	6.111%
33	4.561	1092	1095	1097	rBV3	507	285	0.02%	0.003%
34	4.728	1142	1147	1154	rVB4	657	755	0.06%	0.008%
35	4.773	1159	1161	1166	rVB2	486	311	0.03%	0.003%
36	4.950	1198	1216	1267	rBV2	470382	1221446	100.00%	13.202%

Data Path : Z:\voasrv\HPCHEM1\MSVOA_V\Data\VV061824\
Data File : VV036112.D
Acq On : 18 Jun 2024 11:55
Operator : SY/MD
Sample : P2909-02RE
Misc : 4.98g/10.0mL/MSVOA_V/SOIL/B
ALS Vial : 7 Sample Multiplier: 1

Instrument :
MSVOA_V
ClientSampleId :
A4B76RE

Integration Parameters: LSCINT.P
Integrator: RTE
Smoothing : OFF Filtering: 5
Sampling : 1 Min Area: 0 % of largest Peak
Start Thrs: 0.2 Max Peaks: 100
Stop Thrs : 0 Peak Location: TOP

If leading or trailing edge < 100 prefer < Baseline drop else tangent >
Peak separation: 5

Method : Z:\voasrv\HPCHEM1\MSVOA_V\Method\SFAMVLM053024SMA.M
Title : VOC Analysis

37	5.256	1309	1311	1314	rVB2	390	265	0.02%	0.003%
38	5.362	1339	1344	1345	rBV2	484	297	0.02%	0.003%
39	5.420	1358	1362	1364	rVB2	496	334	0.03%	0.004%
40	5.436	1364	1367	1370	rBV2	604	424	0.03%	0.005%
41	5.529	1385	1396	1434	rBV	469648	1005023	82.28%	10.863%
42	5.760	1464	1468	1478	rBV6	663	1119	0.09%	0.012%
43	5.838	1480	1492	1510	rVB4	7331	17512	1.43%	0.189%
44	5.986	1524	1538	1566	rBV	273151	574816	47.06%	6.213%
45	6.265	1620	1625	1628	rVB3	623	556	0.05%	0.006%
46	6.301	1633	1636	1639	rBV3	604	365	0.03%	0.004%
47	6.359	1651	1654	1658	rVB4	629	469	0.04%	0.005%
48	6.471	1686	1689	1696	rVB5	464	330	0.03%	0.004%
49	6.513	1700	1702	1707	rVB2	404	268	0.02%	0.003%
50	6.690	1752	1757	1758	rBV3	367	230	0.02%	0.002%
51	6.780	1783	1785	1791	rBV3	330	289	0.02%	0.003%
52	6.838	1800	1803	1806	rBV2	323	250	0.02%	0.003%
53	6.912	1814	1826	1861	rBV	101910	213614	17.49%	2.309%
54	7.153	1895	1901	1903	rBV2	363	309	0.03%	0.003%
55	7.194	1910	1914	1918	rBV4	595	486	0.04%	0.005%
56	7.243	1918	1929	1956	rBV	428869	786691	64.41%	8.503%
57	7.555	2017	2026	2047	rBV2	59445	115834	9.48%	1.252%
58	7.805	2101	2104	2111	rVB2	693	605	0.05%	0.007%
59	7.876	2111	2126	2135	rBV2	12268	23646	1.94%	0.256%
60	7.966	2152	2154	2159	rBV3	268	267	0.02%	0.003%
61	8.034	2167	2175	2195	rBV	46472	98970	8.10%	1.070%
62	8.323	2263	2265	2279	rVB6	1211	1855	0.15%	0.020%
63	8.391	2282	2286	2289	rBV3	665	515	0.04%	0.006%
64	8.413	2289	2293	2295	rBV4	412	300	0.02%	0.003%
65	8.436	2295	2300	2304	rBV3	565	465	0.04%	0.005%
66	8.487	2312	2316	2318	rVB3	502	306	0.03%	0.003%
67	8.783	2396	2408	2439	rBV	497655	849957	69.59%	9.187%
68	9.146	2517	2521	2525	rBV4	785	606	0.05%	0.007%
69	9.220	2539	2544	2546	rBV3	406	394	0.03%	0.004%
70	9.259	2553	2556	2560	rVB4	512	392	0.03%	0.004%
71	9.349	2581	2584	2585	rBV2	366	210	0.02%	0.002%
72	9.378	2585	2593	2604	rVV5	6164	10420	0.85%	0.113%
73	9.464	2616	2620	2622	rBV3	522	365	0.03%	0.004%
74	9.484	2623	2626	2629	rVV2	734	546	0.04%	0.006%
75	9.500	2629	2631	2633	rVB2	476	220	0.02%	0.002%
76	9.535	2640	2642	2647	rBV4	537	374	0.03%	0.004%

LSC Area Percent Report

Data Path : Z:\voasrv\HPCHEM1\MSVOA_V\Data\VV061824\
Data File : VV036112.D
Acq On : 18 Jun 2024 11:55
Operator : SY/MD
Sample : P2909-02RE
Misc : 4.98g/10.0mL/MSVOA_V/SOIL/B
ALS Vial : 7 Sample Multiplier: 1

Instrument :
MSVOA_V
ClientSampleId :
A4B76RE

Integration Parameters: LSCINT.P
Integrator: RTE
Smoothing : OFF Filtering: 5
Sampling : 1 Min Area: 0 % of largest Peak
Start Thrs: 0.2 Max Peaks: 100
Stop Thrs : 0 Peak Location: TOP

If leading or trailing edge < 100 prefer < Baseline drop else tangent >
Peak separation: 5

Method : Z:\voasrv\HPCHEM1\MSVOA_V\Method\SFAMVLM053024SMA.M
Title : VOC Analysis

77	9.577	2652	2655	2657	rVB3	407	240	0.02%	0.003%
78	9.606	2657	2664	2666	rBV4	756	833	0.07%	0.009%
79	9.722	2697	2700	2706	rVV6	972	869	0.07%	0.009%
80	9.764	2708	2713	2726	rVB7	4999	8198	0.67%	0.089%
81	9.834	2726	2735	2744	rBV8	4366	7080	0.58%	0.077%
82	9.918	2758	2761	2763	rBV	550	346	0.03%	0.004%
83	9.947	2766	2770	2779	rVB8	1509	1751	0.14%	0.019%
84	9.995	2779	2785	2789	rBV3	924	1135	0.09%	0.012%
85	10.063	2796	2806	2815	rBV2	17621	28376	2.32%	0.307%
86	10.153	2823	2834	2855	rBV	126488	251983	20.63%	2.724%
87	10.323	2876	2887	2897	rBV	46743	76710	6.28%	0.829%
88	10.439	2918	2923	2926	rBV5	2975	3423	0.28%	0.037%
89	10.677	2990	2997	3005	rBV6	6861	10372	0.85%	0.112%
90	10.767	3018	3025	3034	rVB4	12582	19547	1.60%	0.211%
91	10.969	3080	3088	3093	rBV3	11883	20212	1.65%	0.218%
92	11.082	3113	3123	3132	rBV	96957	162025	13.27%	1.751%
93	11.185	3146	3155	3172	rBV	241072	404279	33.10%	4.370%
94	11.326	3190	3199	3204	rBV	91553	149681	12.25%	1.618%
95	11.500	3241	3253	3261	rBV6	34424	90578	7.42%	0.979%
96	11.558	3263	3271	3300	rVB3	218220	443006	36.27%	4.788%
97	11.725	3315	3323	3327	rBV6	29393	50395	4.13%	0.545%
98	12.538	3568	3576	3593	rVB3	160893	290986	23.82%	3.145%
99	13.583	3895	3901	3914	rVB2	156861	235648	19.29%	2.547%
100	14.593	4209	4215	4223	rVB	75496	98966	8.10%	1.070%

Sum of corrected areas: 9251697

Data Path : Z:\voasrv\HPCHEM1\MSVOA_V\Data\VV061824\
Data File : VV036112.D
Acq On : 18 Jun 2024 11:55
Operator : SY/MD
Sample : P2909-02RE
Misc : 4.98g/10.0mL/MSVOA_V/SOIL/B
ALS Vial : 7 Sample Multiplier: 1

Instrument :
MSVOA_V
ClientSampleId :
A4B76RE

Quant Method : Z:\voasrv\HPCHEM1\MSVOA_V\Method\SFAMVLM053024SMA.M
Quant Title : VOC Analysis

TIC Library : C:\Database\NIST20.L
TIC Integration Parameters: LSCINT.P

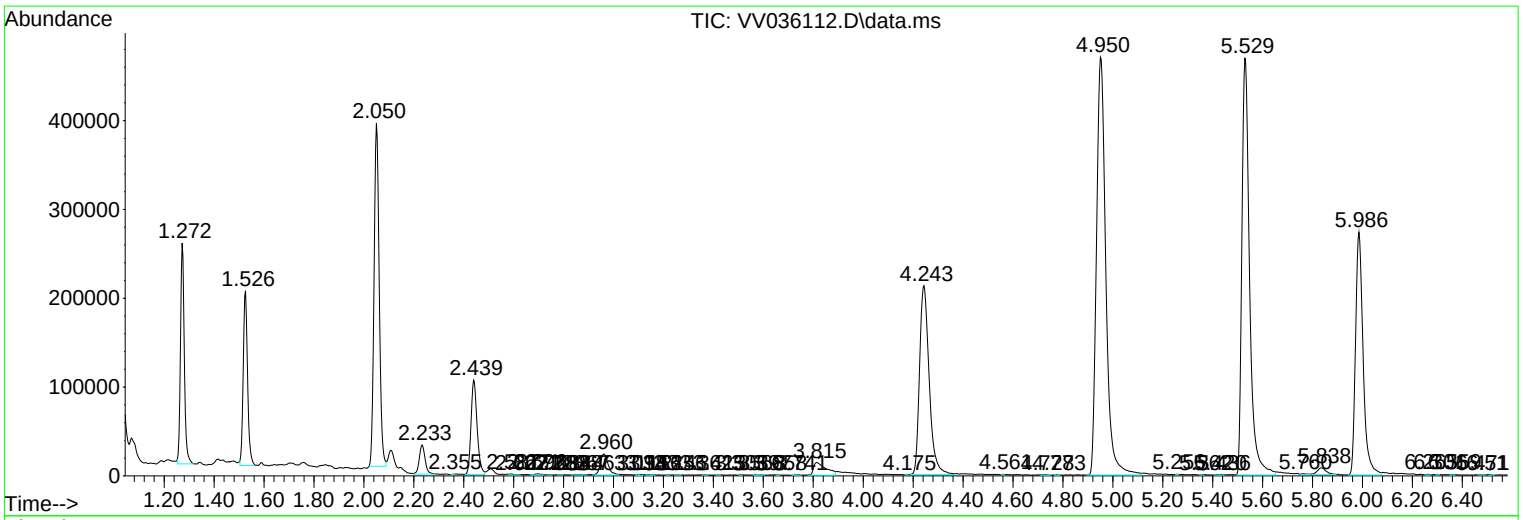

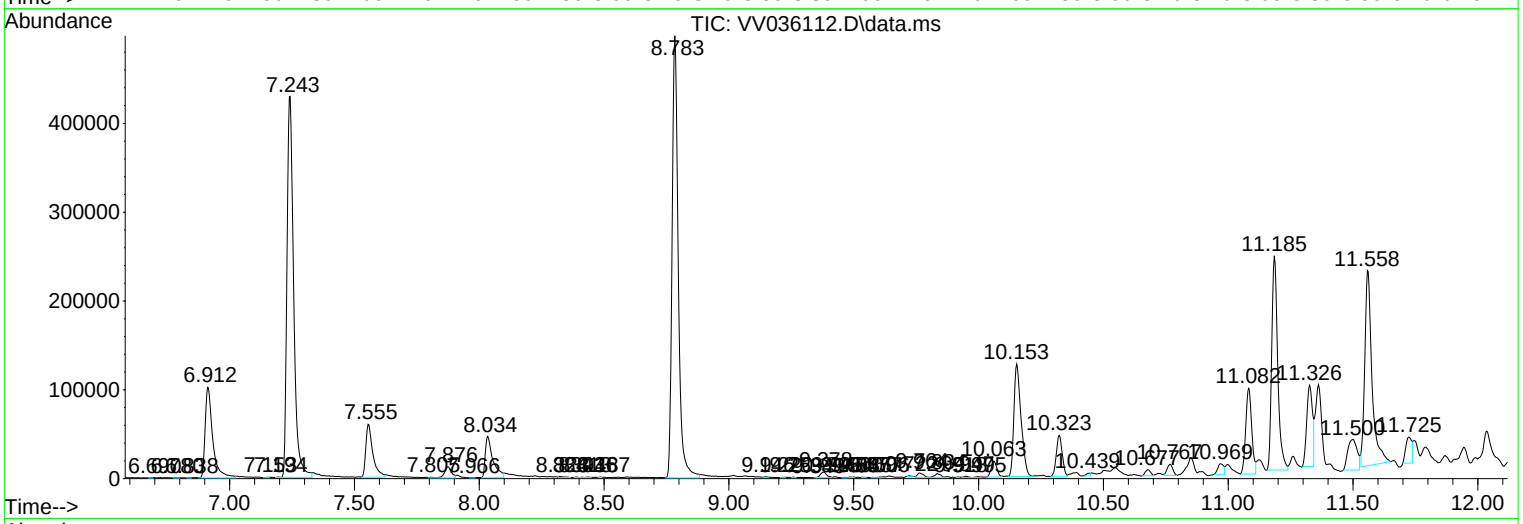

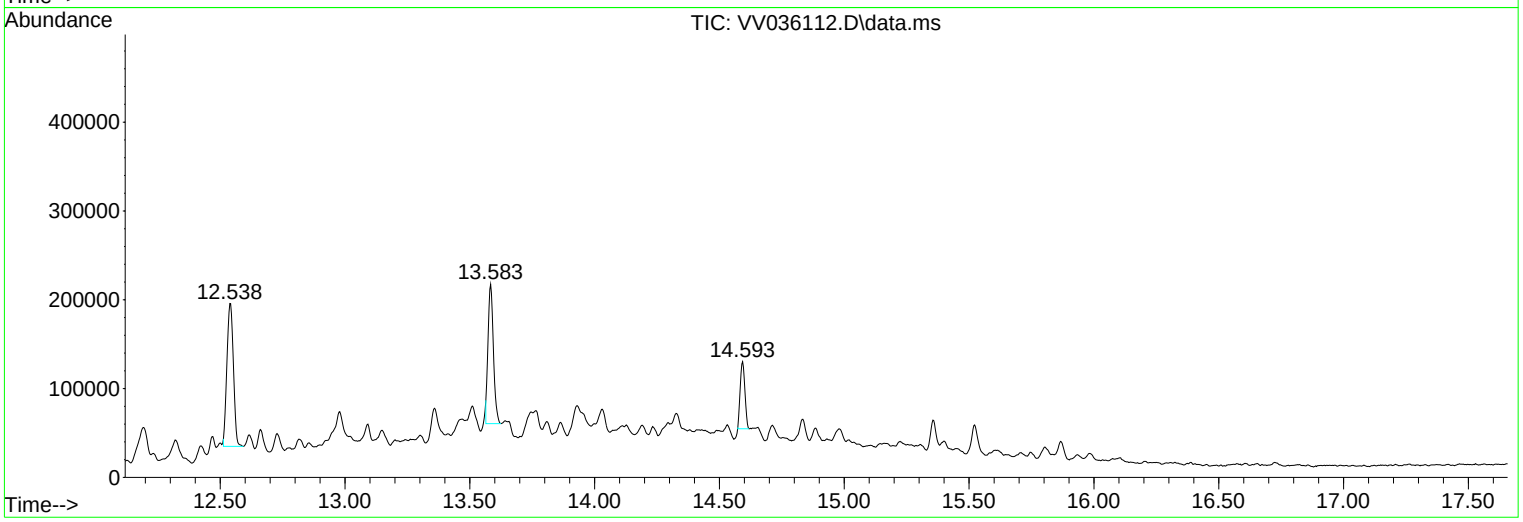

Data Path : Z:\voasrv\HPCHEM1\MSVOA_V\Data\VV061824\
Data File : VV036112.D
Acq On : 18 Jun 2024 11:55
Operator : SY/MD
Sample : P2909-02RE
Misc : 4.98g/10.0mL/MSVOA_V/SOIL/B
ALS Vial : 7 Sample Multiplier: 1

Instrument :
MSVOA_V
ClientSampleId :
A4B76RE

Quant Method : Z:\voasrv\HPCHEM1\MSVOA_V\Method\SFAMVLM053024SMA.M
Quant Title : VOC Analysis

TIC Library : C:\Database\NIST20.L
TIC Integration Parameters: LSCINT.P

****
Peak Number 1 (DEL) Alkane: Straight-Chai... Concentration Rank 11

R.T.	EstConc	Area	Relative to ISTD	R.T.
2.960	1.26 ug/L	50784	1,4-Difluorobenzene	5.529

Hit# of 5	Tentative ID	MW	MolForm	CAS#	Qual
1	n-Hexane	86	C6H14	000110-54-3	72
2	2-Ethyl-oxetane	86	C5H10O	1010386-40-2	64
3	n-Hexane	86	C6H14	000110-54-3	56
4	Hydroperoxide, hexyl	118	C6H14O2	004312-76-9	53
5	n-Hexane	86	C6H14	000110-54-3	49

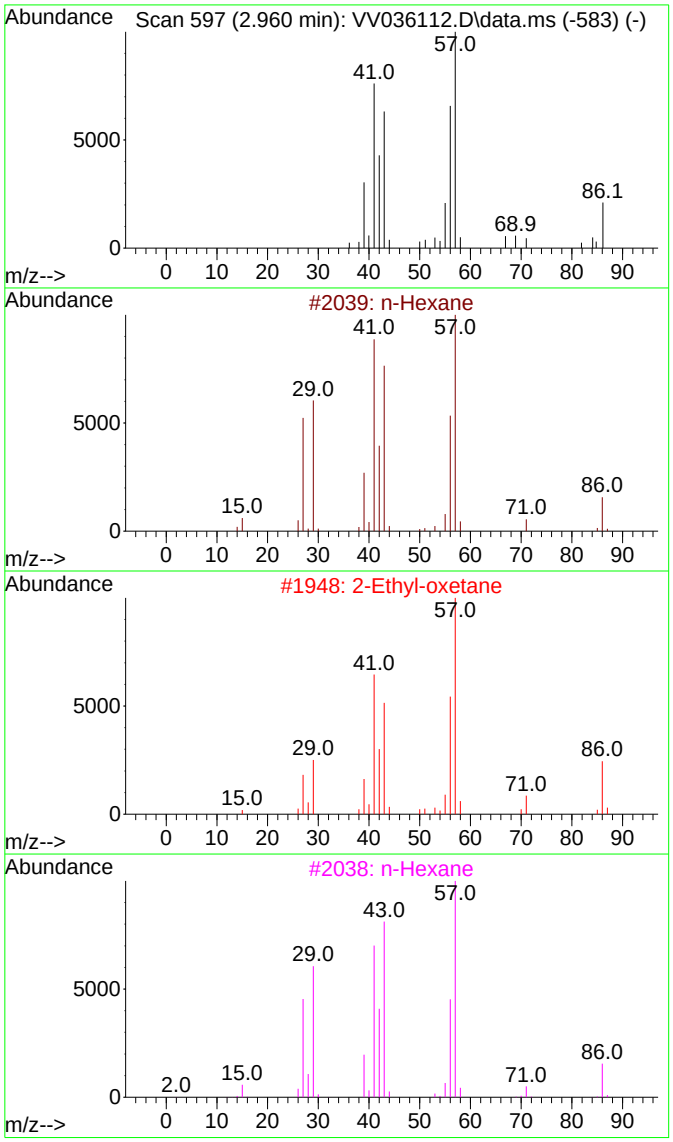

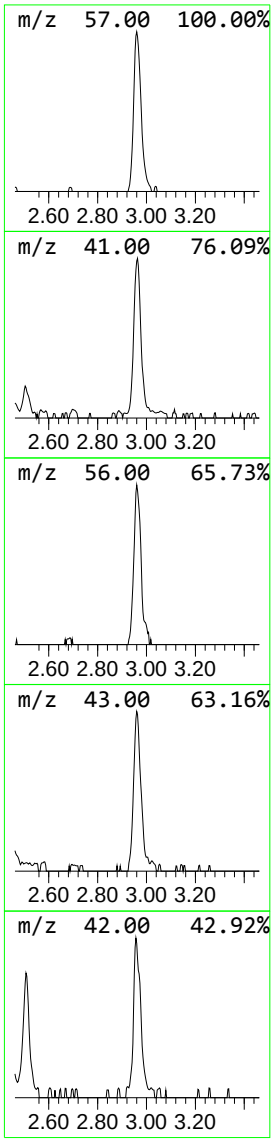

Data Path : Z:\voasrv\HPCHEM1\MSVOA_V\Data\VV061824\
Data File : VV036112.D
Acq On : 18 Jun 2024 11:55
Operator : SY/MD
Sample : P2909-02RE
Misc : 4.98g/10.0mL/MSVOA_V/SOIL/B
ALS Vial : 7 Sample Multiplier: 1

Instrument :
MSVOA_V
ClientSampleId :
A4B76RE

Quant Method : Z:\voasrv\HPCHEM1\MSVOA_V\Method\SFAMVLM053024SMA.M
Quant Title : VOC Analysis

TIC Library : C:\Database\NIST20.L
TIC Integration Parameters: LSCINT.P

****
Peak Number 3 (DEL) Alkane: Straight-Chai... Concentration Rank 10

R.T.	EstConc	Area	Relative to ISTD	R.T.
10.063	1.75 ug/L	28376	1,4-Dichlorobenzene-d4	11.185

Hit# of 5	Tentative ID	MW	MolForm	CAS#	Qual
1	Octane, 2,2,6-trimethyl-	156	C11H24	062016-28-8	72
2	Decane, 2,5,6-trimethyl-	184	C13H28	062108-23-0	64
3	Pentane, 2,2,3,4-tetramethyl-	128	C9H20	001186-53-4	59
4	Octane, 2,5,6-trimethyl-	156	C11H24	062016-14-2	53
5	Heptane, 2,5-dimethyl-	128	C9H20	002216-30-0	50

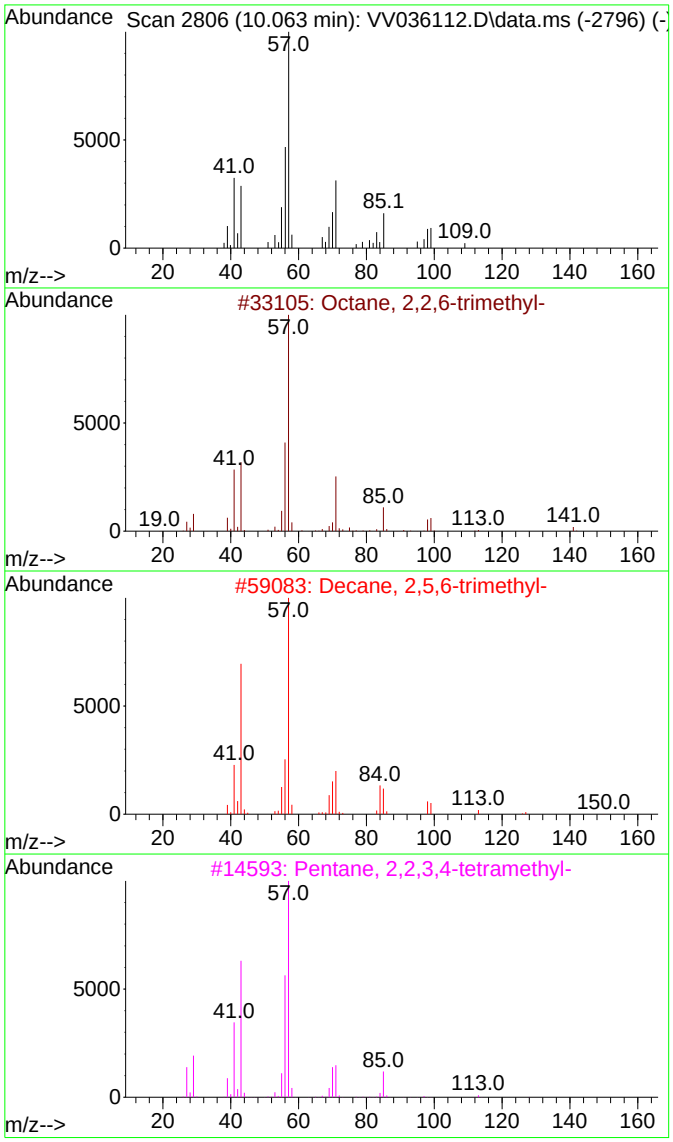

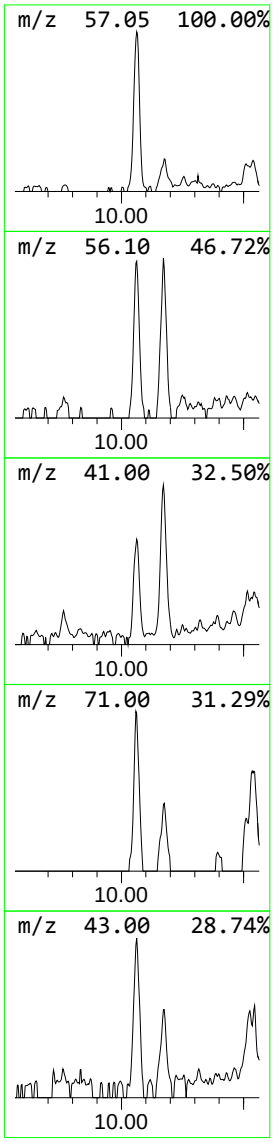

Data Path : Z:\voasrv\HPCHEM1\MSVOA_V\Data\VV061824\
Data File : VV036112.D
Acq On : 18 Jun 2024 11:55
Operator : SY/MD
Sample : P2909-02RE
Misc : 4.98g/10.0mL/MSVOA_V/SOIL/B
ALS Vial : 7 Sample Multiplier: 1

Instrument :
MSVOA_V
ClientSampleId :
A4B76RE

Quant Method : Z:\voasrv\HPCHEM1\MSVOA_V\Method\SFAMVLM053024SMA.M
Quant Title : VOC Analysis

TIC Library : C:\Database\NIST20.L
TIC Integration Parameters: LSCINT.P

****
Peak Number 5 (DEL) Alkane: Straight-Chai... Concentration Rank 3

R.T.	EstConc	Area	Relative to ISTD	R.T.
11.082	10.02 ug/L	162025	1,4-Dichlorobenzene-d4	11.185

Hit# of 5	Tentative ID	MW	MolForm	CAS#	Qual
1	Octane, 2,4,6-trimethyl-	156	C11H24	062016-37-9	64
2	Sulfurous acid, butyl nonyl ester	264	C13H28O3S	1000309-17-6	64
3	Nonane, 3-methyl-5-propyl-	184	C13H28	031081-18-2	64
4	Nonane, 5-(2-methylpropyl)-	184	C13H28	062185-53-9	50
5	Sulfurous acid, hexyl octyl ester	278	C14H30O3S	1000309-13-0	50

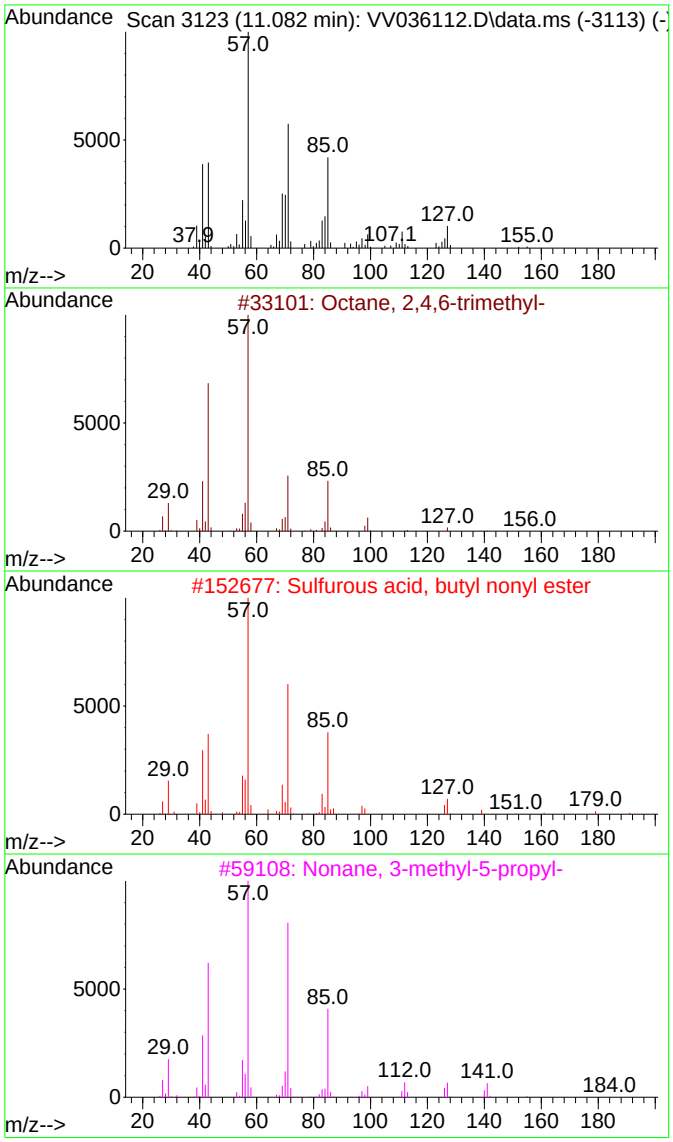

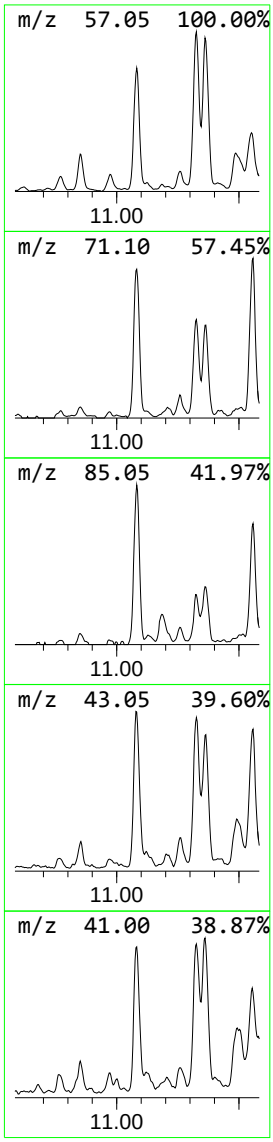

Data Path : Z:\voasrv\HPCHEM1\MSVOA_V\Data\VV061824\
Data File : VV036112.D
Acq On : 18 Jun 2024 11:55
Operator : SY/MD
Sample : P2909-02RE
Misc : 4.98g/10.0mL/MSVOA_V/SOIL/B
ALS Vial : 7 Sample Multiplier: 1

Instrument :
MSVOA_V
ClientSampleId :
A4B76RE

Quant Method : Z:\voasrv\HPCHEM1\MSVOA_V\Method\SFAMVLM053024SMA.M
Quant Title : VOC Analysis

TIC Library : C:\Database\NIST20.L
TIC Integration Parameters: LSCINT.P

****
Peak Number 6 (DEL) Alkane: Straight-Chai... Concentration Rank 4

R.T.	EstConc	Area	Relative to ISTD	R.T.
11.326	9.26 ug/L	149681	1,4-Dichlorobenzene-d4	11.185

Hit# of 5	Tentative ID	MW	MolForm	CAS#	Qual
1	Pentane, 2,2,3,4-tetramethyl-	128	C9H20	001186-53-4	50
2	Heptane, 2,2-dimethyl-	128	C9H20	001071-26-7	50
3	Carbonic acid, decyl 2-ethylhexy...	314	C19H38O3	1000383-13-7	50
4	Heptane, 2,2-dimethyl-	128	C9H20	001071-26-7	47
5	Hexane, 2,2,5,5-tetramethyl-	142	C10H22	001071-81-4	47

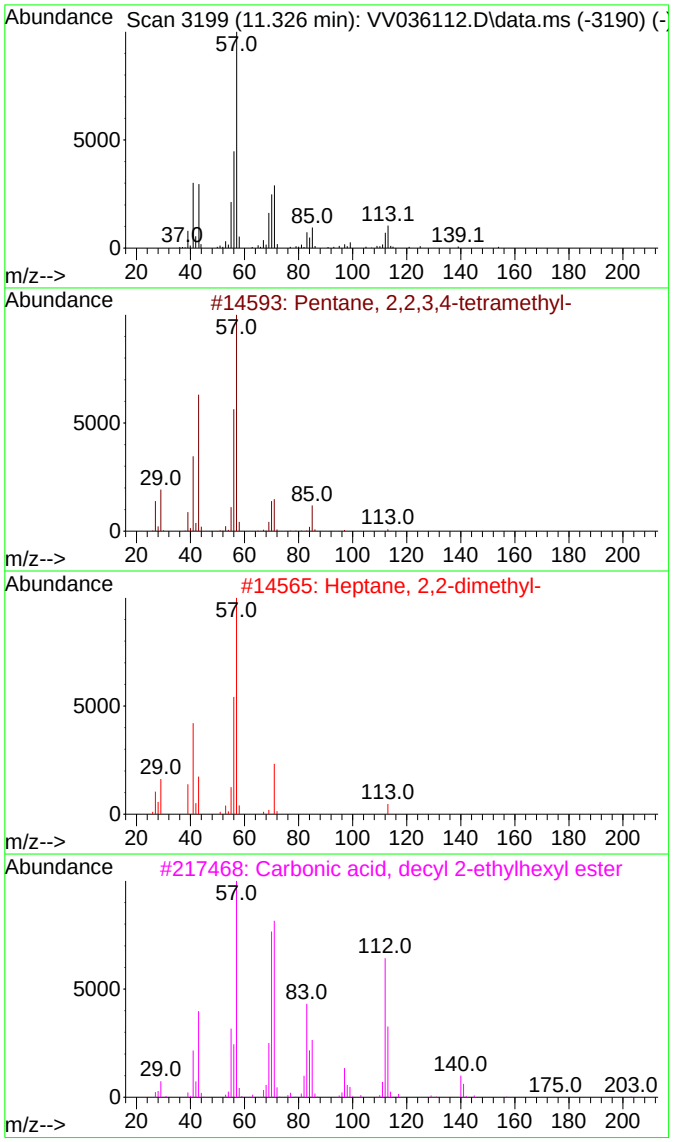

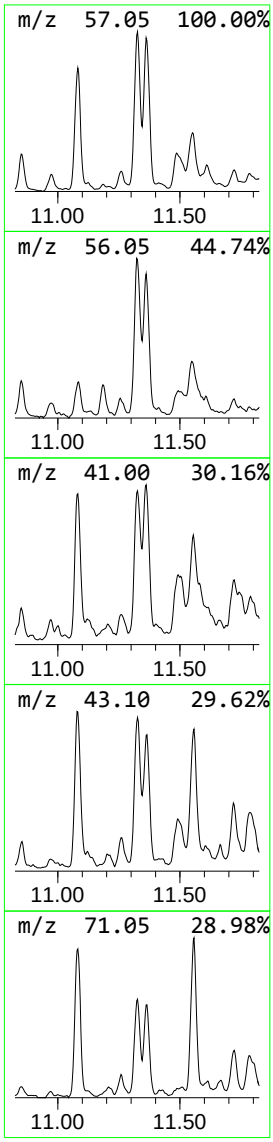

Data Path : Z:\voasrv\HPCHEM1\MSVOA_V\Data\VV061824\
Data File : VV036112.D
Acq On : 18 Jun 2024 11:55
Operator : SY/MD
Sample : P2909-02RE
Misc : 4.98g/10.0mL/MSVOA_V/SOIL/B
ALS Vial : 7 Sample Multiplier: 1

Instrument :
MSVOA_V
ClientSampleId :
A4B76RE

Quant Method : Z:\voasrv\HPCHEM1\MSVOA_V\Method\SFAMVLM053024SMA.M
Quant Title : VOC Analysis

TIC Library : C:\Database\NIST20.L
TIC Integration Parameters: LSCINT.P

****
Peak Number 7 Oxalic acid, allyl hexadecy... Concentration Rank 6

R.T.	EstConc	Area	Relative to ISTD	R.T.
11.500	5.60 ug/L	90578	1,4-Dichlorobenzene-d4	11.185

Hit# of 5	Tentative ID	MW	MolForm	CAS#	Qual
1	Oxalic acid, allyl hexadecyl ester	354	C21H38O4	1000309-24-4	53
2	Cyclopentane, 1-ethyl-2-methyl-,...	112	C8H16	000930-89-2	46
3	Cyclopentane, 1-ethyl-2-methyl-	112	C8H16	003726-46-3	46
4	2-Nonanol, trifluoroacetate	240	C11H19F3O2	263911-21-3	43
5	Cyclopentane, hexyl-	154	C11H22	004457-00-5	42

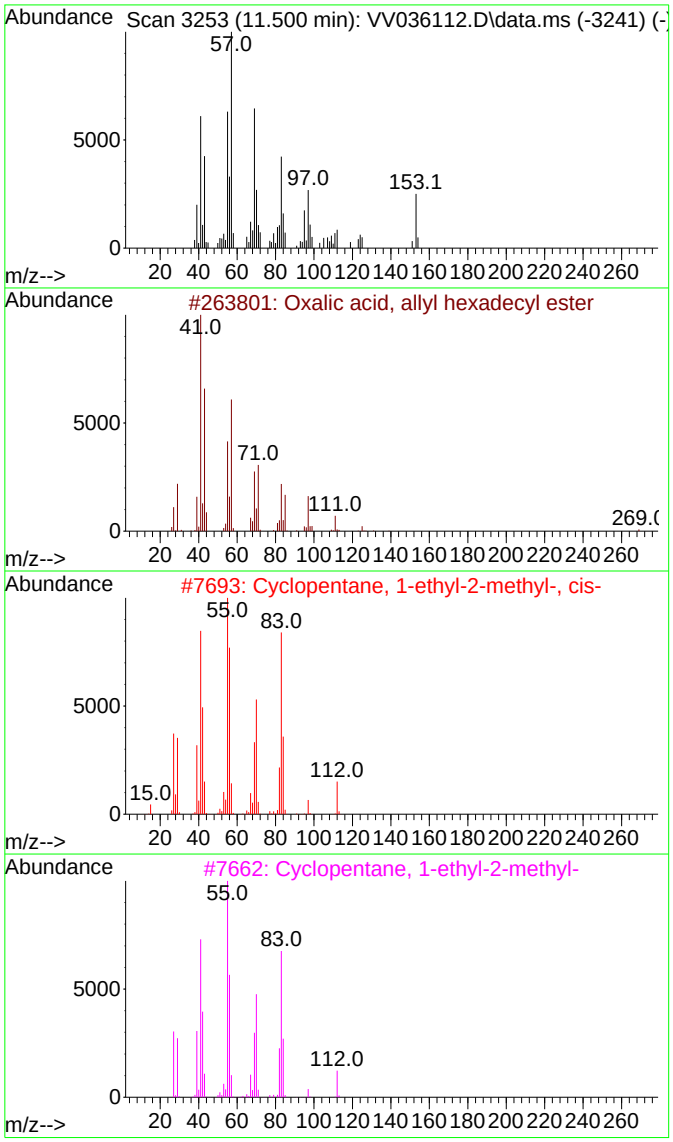

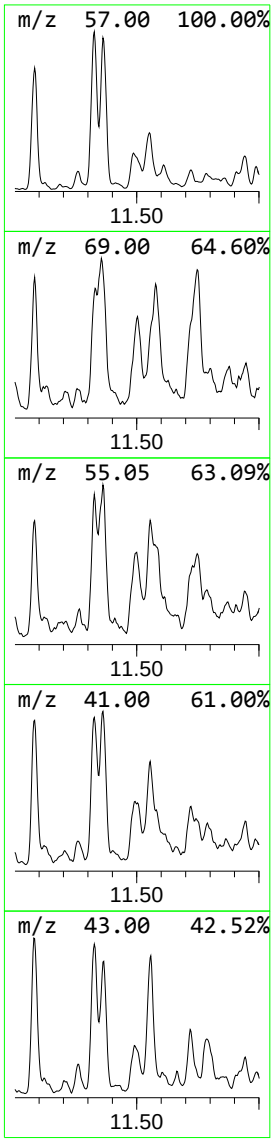

Data Path : Z:\voasrv\HPCHEM1\MSVOA_V\Data\VV061824\
Data File : VV036112.D
Acq On : 18 Jun 2024 11:55
Operator : SY/MD
Sample : P2909-02RE
Misc : 4.98g/10.0mL/MSVOA_V/SOIL/B
ALS Vial : 7 Sample Multiplier: 1

Instrument :
MSVOA_V
ClientSampleId :
A4B76RE

Quant Method : Z:\voasrv\HPCHEM1\MSVOA_V\Method\SFAMVLM053024SMA.M
Quant Title : VOC Analysis

TIC Library : C:\Database\NIST20.L
TIC Integration Parameters: LSCINT.P

****
Peak Number 8 (DEL) Alkane: Straight-Chai... Concentration Rank 9

R.T.	EstConc	Area	Relative to ISTD	R.T.
11.725	3.12 ug/L	50395	1,4-Dichlorobenzene-d4	11.185

Hit# of 5	Tentative ID	MW	MolForm	CAS#	Qual
1	1-Undecene	154	C11H22	000821-95-4	49
2	2-Hexene, 3,5-dimethyl-	112	C8H16	003404-79-3	38
3	1-Hexene, 2,5,5-trimethyl-	126	C9H18	062185-56-2	30
4	1-Undecene	154	C11H22	000821-95-4	30
5	(S)-3-Ethyl-4-methylpentanol	130	C8H18O	1000144-07-1	22

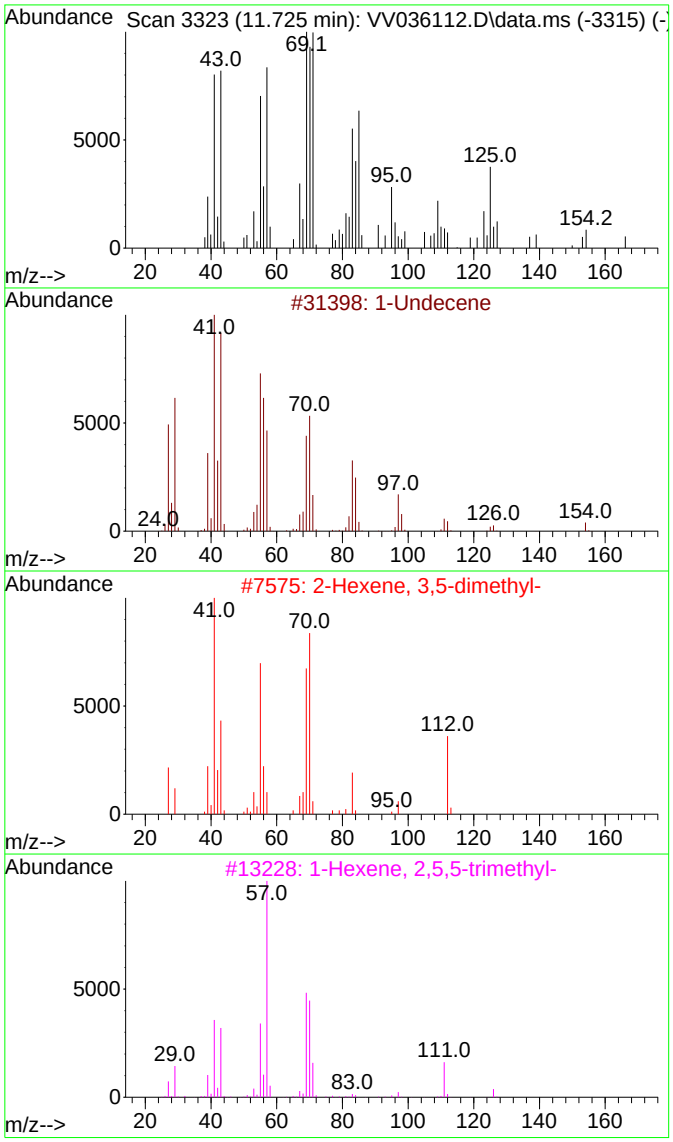

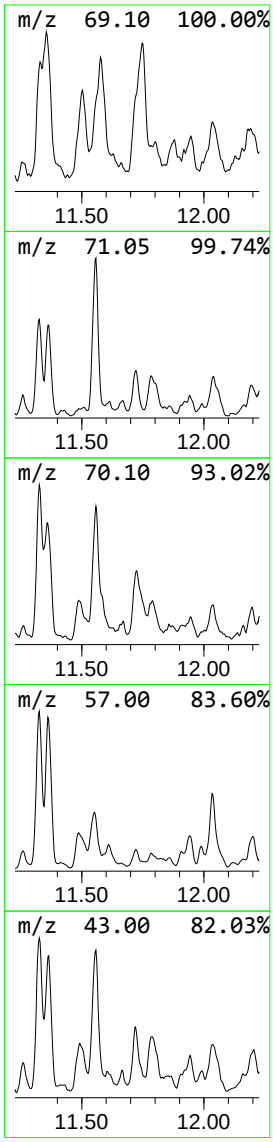

Data Path : Z:\voasrv\HPCHEM1\MSVOA_V\Data\VV061824\
Data File : VV036112.D
Acq On : 18 Jun 2024 11:55
Operator : SY/MD
Sample : P2909-02RE
Misc : 4.98g/10.0mL/MSVOA_V/SOIL/B
ALS Vial : 7 Sample Multiplier: 1

Instrument :
MSVOA_V
ClientSampleId :
A4B76RE

Quant Method : Z:\voasrv\HPCHEM1\MSVOA_V\Method\SFAMVLM053024SMA.M
Quant Title : VOC Analysis

TIC Library : C:\Database\NIST20.L
TIC Integration Parameters: LSCINT.P

****
Peak Number 9 (DEL) Alkane: Straight-Chai... Concentration Rank 1

R.T.	EstConc	Area	Relative to ISTD	R.T.
12.538	17.99 ug/L	290986	1,4-Dichlorobenzene-d4	11.185

Hit# of 5	Tentative ID	MW	MolForm	CAS#	Qual
1	Dodecane, 2,6,11-trimethyl-	212	C15H32	031295-56-4	72
2	Dodecane, 2,6,11-trimethyl-	212	C15H32	031295-56-4	72
3	Sulfurous acid, 2-ethylhexyl hep...	432	C25H52O3S	1000309-20-0	59
4	Dodecane, 2,7,10-trimethyl-	212	C15H32	074645-98-0	59
5	Undecane, 3,6-dimethyl-	184	C13H28	017301-28-9	59

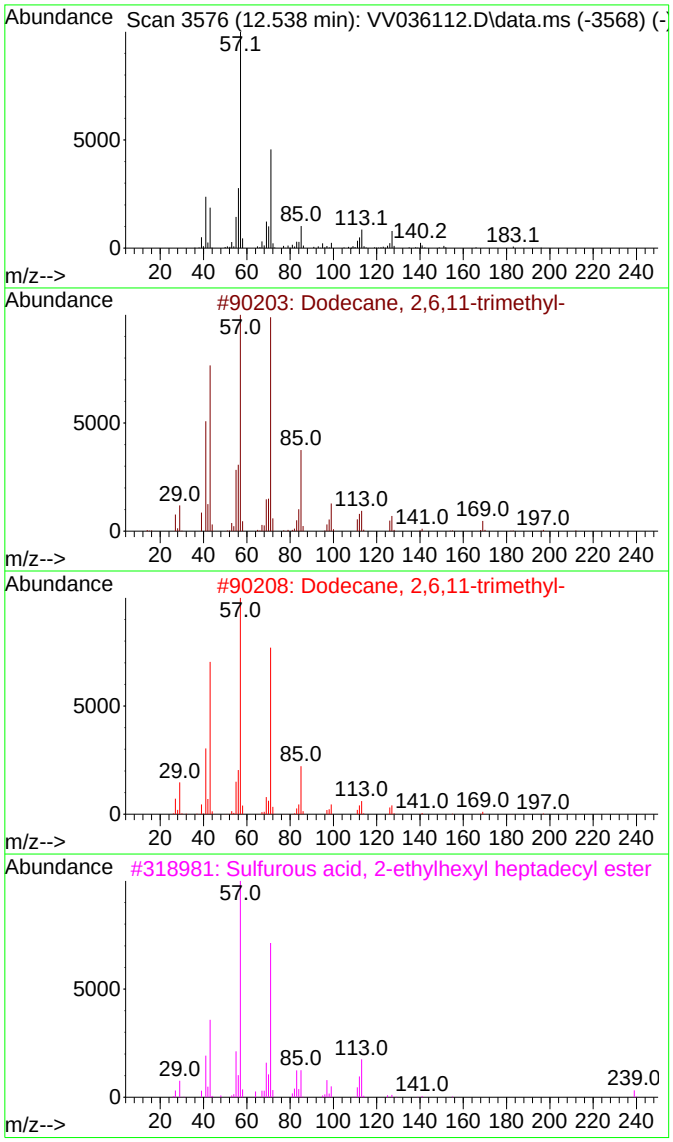

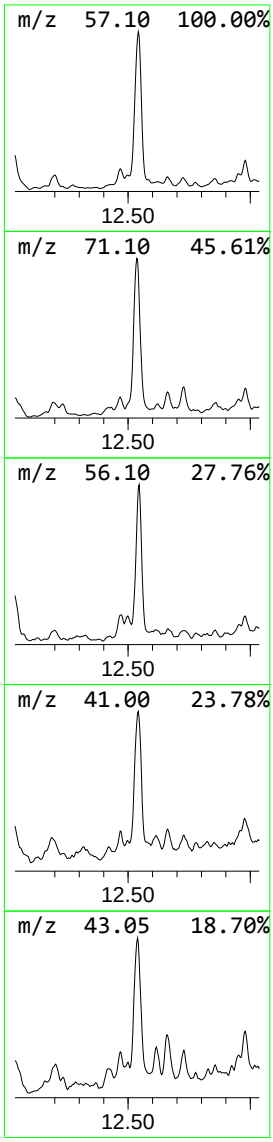

Data Path : Z:\voasrv\HPCHEM1\MSVOA_V\Data\VV061824\
Data File : VV036112.D
Acq On : 18 Jun 2024 11:55
Operator : SY/MD
Sample : P2909-02RE
Misc : 4.98g/10.0mL/MSVOA_V/SOIL/B
ALS Vial : 7 Sample Multiplier: 1

Instrument :
MSVOA_V
ClientSampleId :
A4B76RE

Quant Method : Z:\voasrv\HPCHEM1\MSVOA_V\Method\SFAMVLM053024SMA.M
Quant Title : VOC Analysis

TIC Library : C:\Database\NIST20.L
TIC Integration Parameters: LSCINT.P

****
Peak Number 10 Sulfurous acid, 2-ethylhexy... Concentration Rank 2

R.T.	EstConc	Area	Relative to ISTD	R.T.
13.583	14.57 ug/L	235648	1,4-Dichlorobenzene-d4	11.185

Hit# of 5	Tentative ID	MW	MolForm	CAS#	Qual
1	Sulfurous acid, 2-ethylhexyl non...	320	C17H36O3S	1010309-19-2	87
2	Carbonic acid, dodecyl 2-ethylhe...	342	C21H42O3	1000383-13-9	83
3	Sulfurous acid, decyl 2-ethylhex...	334	C18H38O3S	1000309-19-3	80
4	Octane, 2,6-dimethyl-	142	C10H22	002051-30-1	78
5	Nonane, 3-methyl-	142	C10H22	005911-04-6	78

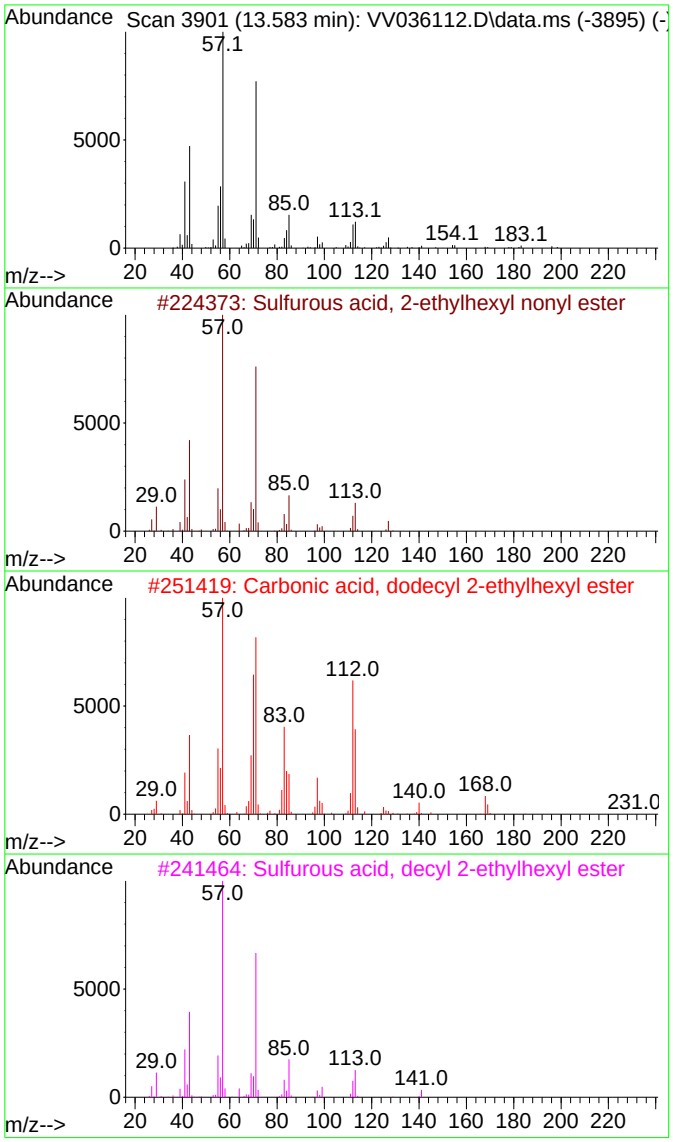

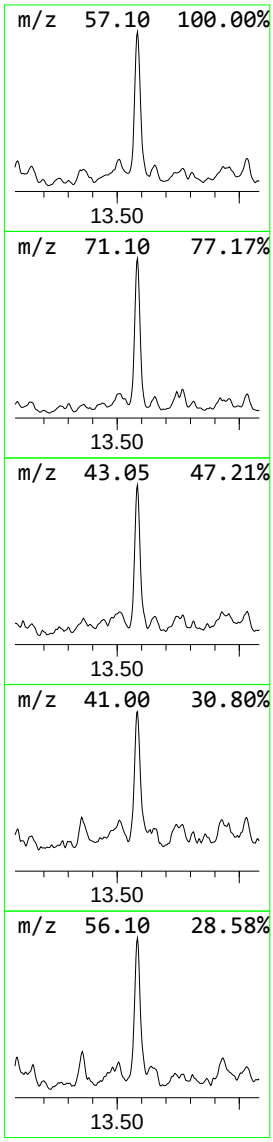

Data Path : Z:\voasrv\HPCHEM1\MSVOA_V\Data\VV061824\
Data File : VV036112.D
Acq On : 18 Jun 2024 11:55
Operator : SY/MD
Sample : P2909-02RE
Misc : 4.98g/10.0mL/MSVOA_V/SOIL/B
ALS Vial : 7 Sample Multiplier: 1

Instrument :
MSVOA_V
ClientSampleId :
A4B76RE

Quant Method : Z:\voasrv\HPCHEM1\MSVOA_V\Method\SFAMVLM053024SMA.M
Quant Title : VOC Analysis

TIC Library : C:\Database\NIST20.L
TIC Integration Parameters: LSCINT.P

****
Peak Number 11 (DEL) Alkane: Straight-Chai... Concentration Rank 5

R.T.	EstConc	Area	Relative to ISTD	R.T.
14.593	6.12 ug/L	98966	1,4-Dichlorobenzene-d4	11.185

Hit# of 5	Tentative ID	MW	MolForm	CAS#	Qual
1	Dodecane, 2,6,10-trimethyl-	212	C15H32	003891-98-3	87
2	Heptane, 2,6-dimethyl-	128	C9H20	001072-05-5	74
3	Tetradecane, 4-methyl-	212	C15H32	025117-24-2	72
4	Octane, 6-ethyl-2-methyl-	156	C11H24	062016-19-7	64
5	Dodecane, 2,6,11-trimethyl-	212	C15H32	031295-56-4	64

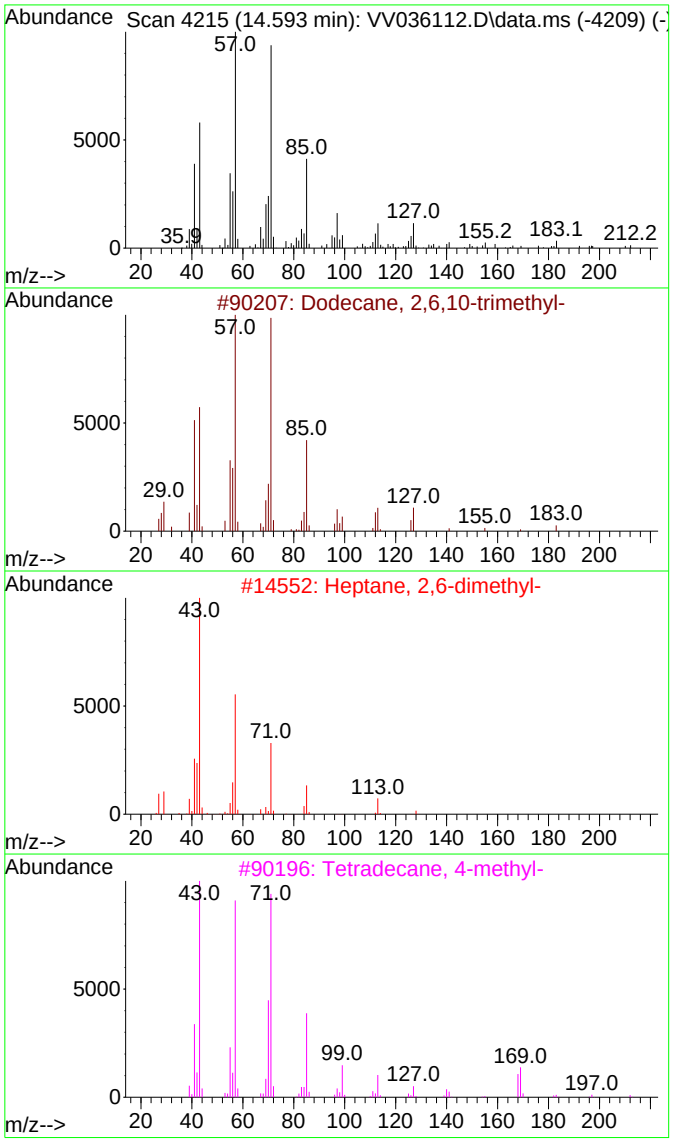

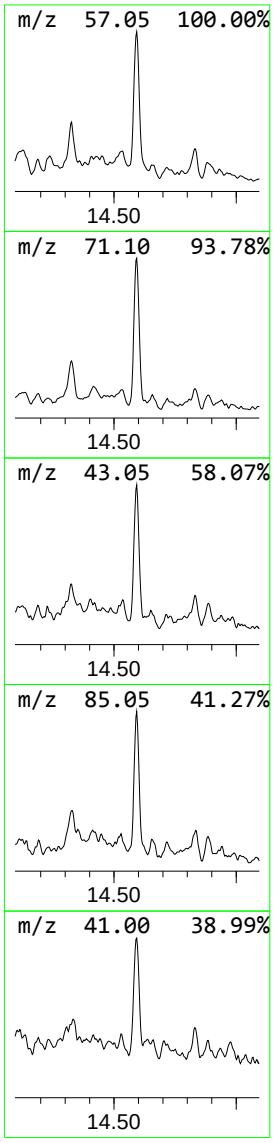

Tentatively Identified Compound (LSC) summary

Data Path : Z:\voasrv\HPCHEM1\MSVOA_V\Data\VV061824\
Data File : VV036112.D
Acq On : 18 Jun 2024 11:55
Operator : SY/MD
Sample : P2909-02RE
Misc : 4.98g/10.0mL/MSVOA_V/SOIL/B
ALS Vial : 7 Sample Multiplier: 1

Instrument :
MSVOA_V
ClientSampleId :
A4B76RE

Quant Method : Z:\voasrv\HPCHEM1\MSVOA_V\Method\SFAMVLM053024SMA.M
Quant Title : VOC Analysis

TIC Library : C:\Database\NIST20.L
TIC Integration Parameters: LSCINT.P

TIC Top Hit name	RT	EstConc	Units	Response	Internal Standard #	RT	Resp	Conc
(DEL) Alkane: S...	2.960	1.3	ug/L	50784	1	5.529	1005020	25.0
(DEL) Alkane: S...	10.063	1.8	ug/L	28376	3	11.185	404279	25.0
(DEL) Alkane: S...	11.082	10.0	ug/L	162025	3	11.185	404279	25.0
(DEL) Alkane: S...	11.326	9.3	ug/L	149681	3	11.185	404279	25.0
Oxalic acid, al...	11.500	5.6	ug/L	90578	3	11.185	404279	25.0
(DEL) Alkane: S...	11.725	3.1	ug/L	50395	3	11.185	404279	25.0
(DEL) Alkane: S...	12.538	18.0	ug/L	290986	3	11.185	404279	25.0
Sulfurous acid,...	13.583	14.6	ug/L	235648	3	11.185	404279	25.0
(DEL) Alkane: S...	14.593	6.1	ug/L	98966	3	11.185	404279	25.0