LSC Area Percent Report

Data Path : Z:\VOASRV\HPCHEM1\MSVOA_W\DATA\VW112618\
Data File : VW007060.D
Acq On : 26 Nov 2018 20:39
Operator : VAY/AP
Sample : J6003-19
Misc : 6.17G/5ML/MSVOA_W/SOIL
ALS Vial : 25 Sample Multiplier: 1

Instrument :
MSVOA_W
ClientSampleId :
AOC2-04

Integration Parameters: RTEINT.P
Integrator: RTE
Smoothing : ON Filtering: 5
Sampling : 1 Min Area: 3 % of largest Peak
Start Thrs: 0.2 Max Peaks: 100
Stop Thrs : 0 Peak Location: TOP

If leading or trailing edge < 100 prefer < Baseline drop else tangent >
Peak separation: 5

Method : Z:\VOASRV\HPCHEM1\MSVOA_W\METHOD\82W112118S.M
Title : SW846 8260

Signal : TIC

peak #	R.T. min	first scan	max scan	last scan	PK TY	peak height	corr. area	corr. % max.	% of total
1	2.160	37	42	52	rVB	24592	32100	1.22%	0.260%
2	4.921	484	495	501	rBV4	8231	29134	1.10%	0.236%
3	7.153	851	861	873	rBV	11271	37454	1.42%	0.303%
4	7.890	970	982	987	rBV2	66714	162517	6.16%	1.315%
5	7.951	987	992	1002	rVB	151639	335806	12.73%	2.717%
6	8.317	1037	1052	1062	rBV2	88259	243490	9.23%	1.970%
7	8.847	1130	1139	1150	rBV	215505	426995	16.19%	3.455%
8	10.329	1375	1382	1387	rBV	303252	537366	20.38%	4.348%
9	10.390	1387	1392	1398	rVB	139007	238693	9.05%	1.931%
10	10.719	1441	1446	1448	rBV3	17184	30969	1.17%	0.251%
11	11.633	1590	1596	1604	rBV	301985	513493	19.47%	4.155%
12	11.731	1609	1612	1625	rVB	52787	103174	3.91%	0.835%
13	11.841	1625	1630	1640	rVB	80013	146959	5.57%	1.189%
14	12.170	1681	1684	1690	rVB	38059	57775	2.19%	0.468%
15	12.469	1723	1733	1737	rBV7	97553	364636	13.83%	2.951%
16	12.621	1753	1758	1763	rVB2	236698	398894	15.13%	3.228%
17	12.938	1793	1810	1832	rVB4	356564	2637040	100.00%	21.338%
18	13.255	1859	1862	1865	rBV	28683	35454	1.34%	0.287%
19	13.359	1866	1879	1892	rVV	499005	2279909	86.46%	18.448%
20	13.493	1892	1901	1908	rVV	273235	1054216	39.98%	8.530%
21	13.560	1908	1912	1924	rVB	322886	573645	21.75%	4.642%
22	13.767	1942	1946	1948	rBV3	38655	61832	2.34%	0.500%
23	13.914	1963	1970	1975	rBV2	39149	126729	4.81%	1.025%
24	13.993	1975	1983	1994	rVB2	149027	519931	19.72%	4.207%
25	14.212	2016	2019	2025	rVB	19496	30949	1.17%	0.250%
26	14.334	2030	2039	2051	rVV3	71360	257132	9.75%	2.081%
27	14.572	2071	2078	2091	rVB4	36809	112718	4.27%	0.912%
28	14.700	2094	2099	2107	rVB5	17496	41286	1.57%	0.334%
29	14.804	2108	2116	2122	rVV6	41920	114467	4.34%	0.926%
30	15.108	2156	2166	2174	rBV3	45645	158408	6.01%	1.282%
31	15.182	2176	2178	2187	rVB4	21467	42820	1.62%	0.346%
32	15.371	2206	2209	2216	rVB	22422	38072	1.44%	0.308%
33	15.486	2216	2228	2229	rVV	11960	38594	1.46%	0.312%
34	15.523	2230	2234	2246	rVB6	27167	87679	3.32%	0.709%

LSC Area Percent Report

Data Path : Z:\VOASRV\HPCHEM1\MSVOA_W\DATA\VW112618\
Data File : VW007060.D
Acq On : 26 Nov 2018 20:39
Operator : VAY/AP
Sample : J6003-19
Misc : 6.17G/5ML/MSVOA_W/SOIL
ALS Vial : 25 Sample Multiplier: 1

Instrument :
MSVOA_W
ClientSampleId :
AOC2-04

Integration Parameters: RTEINT.P
Integrator: RTE
Smoothing : ON Filtering: 5
Sampling : 1 Min Area: 3 % of largest Peak
Start Thrs: 0.2 Max Peaks: 100
Stop Thrs : 0 Peak Location: TOP

If leading or trailing edge < 100 prefer < Baseline drop else tangent >
Peak separation: 5

Method : Z:\VOASRV\HPCHEM1\MSVOA_W\METHOD\82W112118S.M
Title : SW846 8260

35	15.663	2248	2257	2265	rBV5	25858	80341	3.05%	0.650%
36	16.181	2332	2342	2347	rBV9	13938	41209	1.56%	0.333%
37	16.389	2370	2376	2380	rVV4	11650	27442	1.04%	0.222%
38	16.456	2380	2387	2400	rVB	83630	192209	7.29%	1.555%
39	16.657	2411	2420	2433	rVB	55474	146705	5.56%	1.187%

Sum of corrected areas: 12358242

LSC Report - Integrated Chromatogram

Data Path : Z:\VOASRV\HPCHEM1\MSVOA_W\DATA\VW112618\
Data File : VW007060.D
Acq On : 26 Nov 2018 20:39
Operator : VAY/AP
Sample : J6003-19
Misc : 6.17G/5ML/MSVOA_W/SOIL
ALS Vial : 25 Sample Multiplier: 1

Instrument :
MSVOA_W
ClientSampleId :
AOC2-04

Quant Method : Z:\VOASRV\HPCHEM1\MSVOA_W\METHOD\82W112118S.M
Quant Title : SW846 8260

TIC Library : C:\DATABASE\NIST11.L
TIC Integration Parameters: LSCINT.P

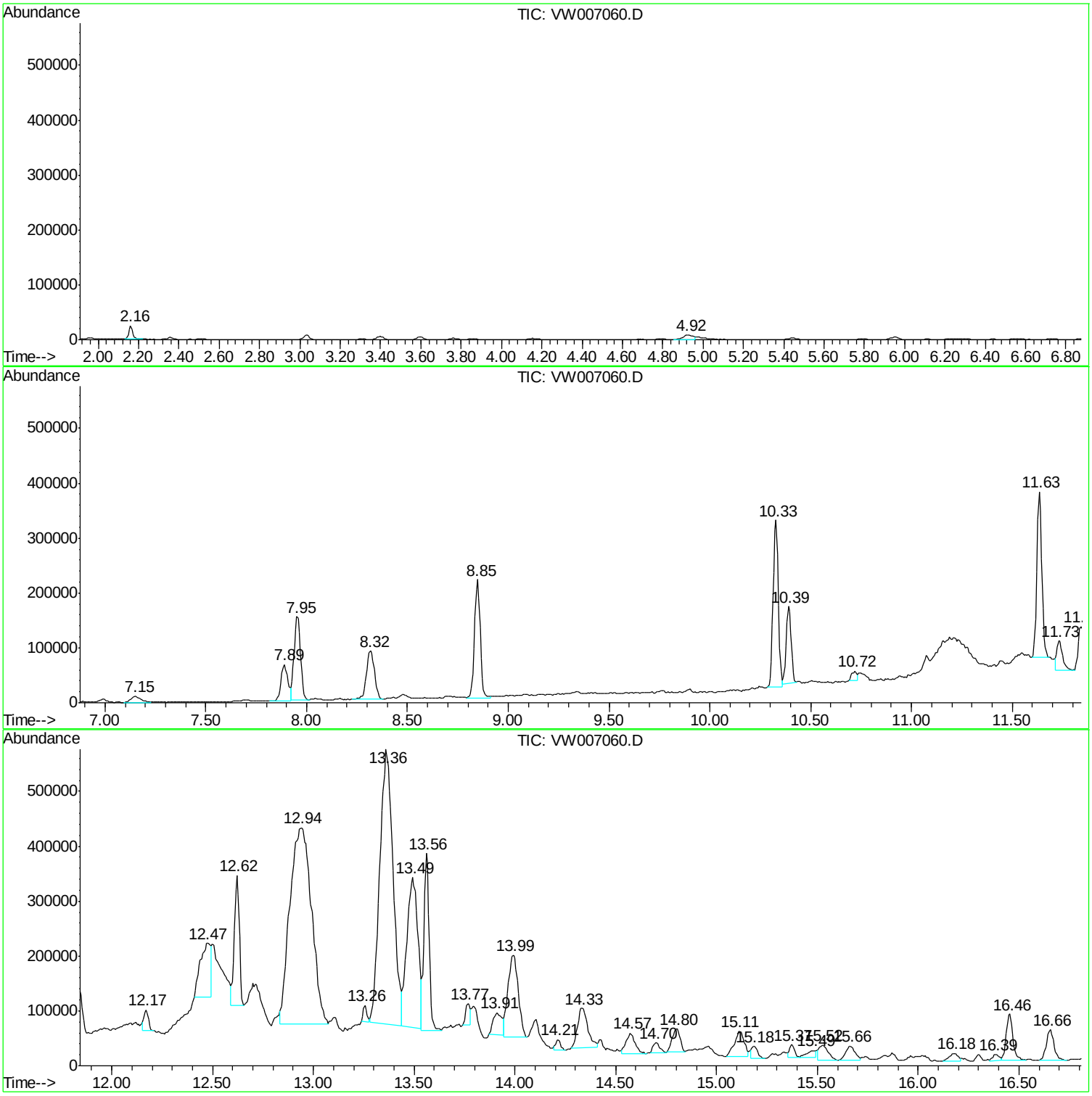

Library Search Compound Report

Data Path : Z:\VOASRV\HPCHEM1\MSVOA_W\DATA\VW112618\
Data File : VW007060.D
Acq On : 26 Nov 2018 20:39
Operator : VAY/AP
Sample : J6003-19
Misc : 6.17G/5ML/MSVOA_W/SOIL
ALS Vial : 25 Sample Multiplier: 1

Instrument :
MSVOA_W
ClientSampleId :
AOC2-04

Quant Method : Z:\VOASRV\HPCHEM1\MSVOA_W\METHOD\82W112118S.M
Quant Title : SW846 8260

TIC Library : C:\DATABASE\NIST11.L
TIC Integration Parameters: LSCINT.P

****
Peak Number 1 Naphthalene, 1-ethyl- Concentration Rank 4

R.T.	EstConc	Area	Relative to ISTD	R.T.
12.47	35.51 ug/l	364636	Chlorobenzene-d5	11.63

Hit# of 5	Tentative ID	MW	MolForm	CAS#	Qual
1	Naphthalene, 1-ethyl-	156	C12H12	001127-76-0	90
2	Naphthalene, 2-ethyl-	156	C12H12	000939-27-5	90
3	Ethanone, 1-(2,6-difluorophenyl)-	156	C8H6F2O	013670-99-0	64
4	3',4'-Difluoroacetophenone	156	C8H6F2O	000369-33-5	64
5	2,5-Dimethoxyfluorobenzene	156	C8H9FO2	082830-49-7	59

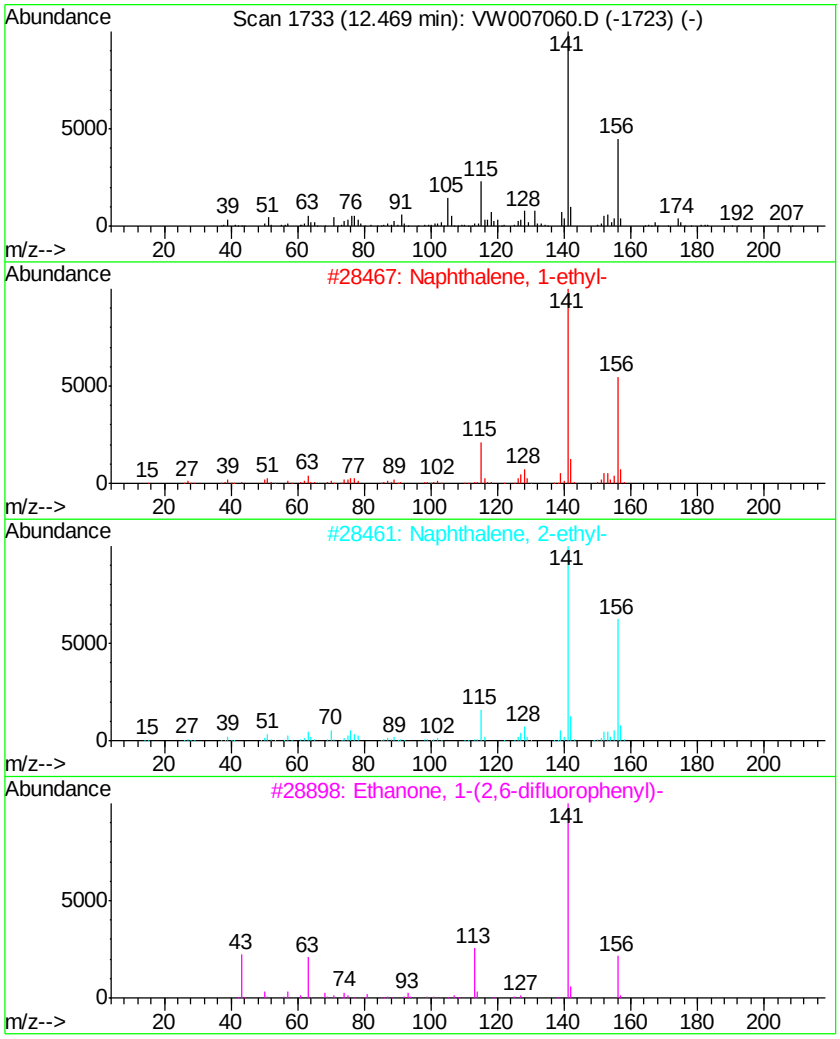

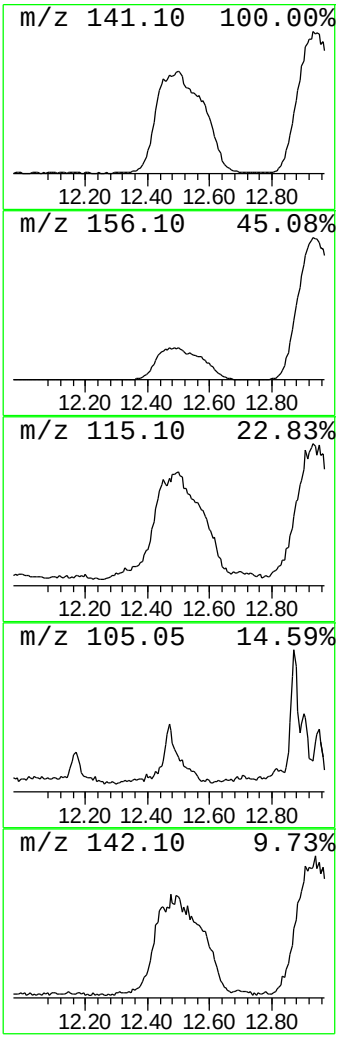

Library Search Compound Report

Data Path : Z:\VOASRV\HPCHEM1\MSVOA_W\DATA\VW112618\
Data File : VW007060.D
Acq On : 26 Nov 2018 20:39
Operator : VAY/AP
Sample : J6003-19
Misc : 6.17G/5ML/MSVOA_W/SOIL
ALS Vial : 25 Sample Multiplier: 1

Instrument :
MSVOA_W
ClientSampleId :
AOC2-04

Quant Method : Z:\VOASRV\HPCHEM1\MSVOA_W\METHOD\82W112118S.M
Quant Title : SW846 8260

TIC Library : C:\DATABASE\NIST11.L
TIC Integration Parameters: LSCINT.P

****
Peak Number 2 Naphthalene, 2,3-dimethyl- Concentration Rank 1

R.T.	EstConc	Area	Relative to ISTD	R.T.
13.36	198.72 ug/l	2279910	1,4-Dichlorobenzene-d4	13.56

Hit# of 5	Tentative ID	MW	MolForm	CAS#	Qual
1	Naphthalene, 2,3-dimethyl-	156	C12H12	000581-40-8	98
2	Naphthalene, 1,3-dimethyl-	156	C12H12	000575-41-7	97
3	Naphthalene, 1,6-dimethyl-	156	C12H12	000575-43-9	97
4	Naphthalene, 1,7-dimethyl-	156	C12H12	000575-37-1	97
5	Naphthalene, 2,6-dimethyl-	156	C12H12	000581-42-0	96

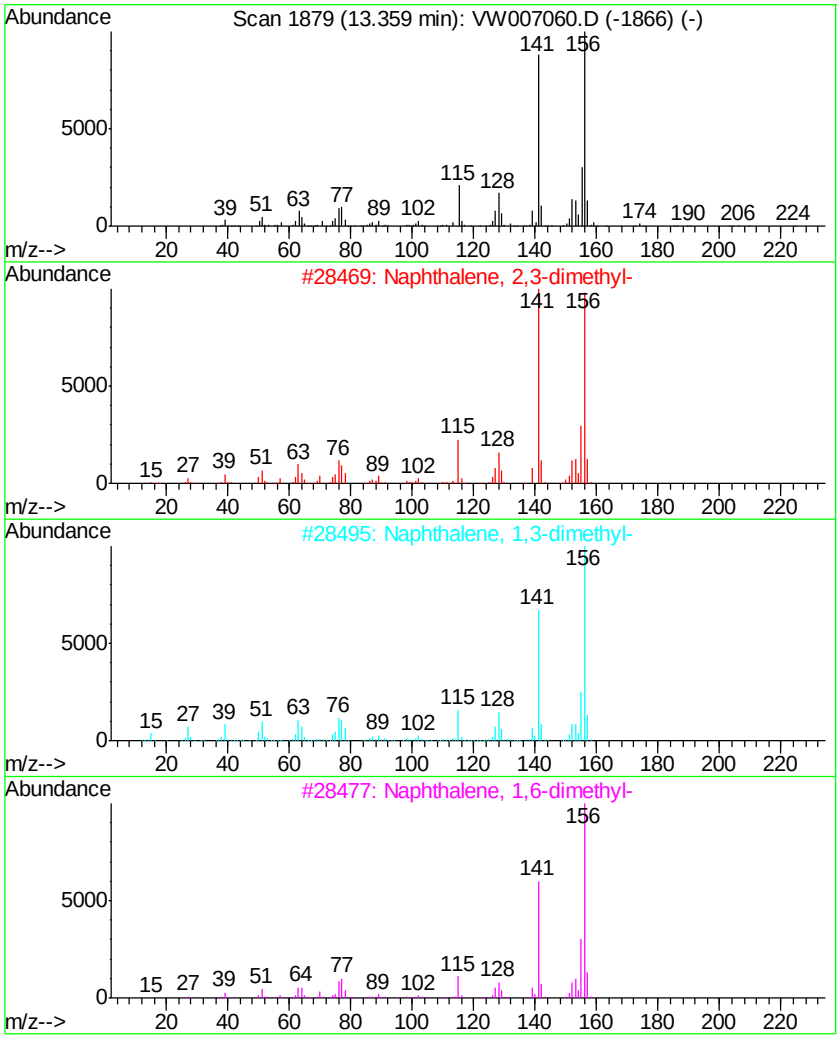

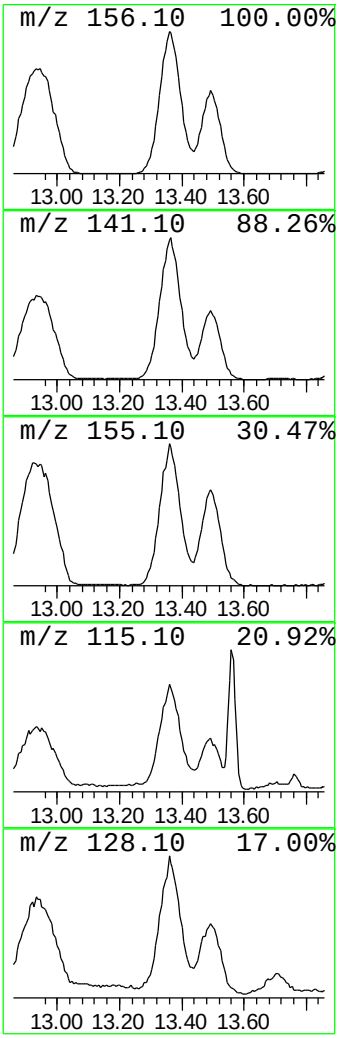

Library Search Compound Report

Data Path : Z:\VOASRV\HPCHEM1\MSVOA_W\DATA\VW112618\
Data File : VW007060.D
Acq On : 26 Nov 2018 20:39
Operator : VAY/AP
Sample : J6003-19
Misc : 6.17G/5ML/MSVOA_W/SOIL
ALS Vial : 25 Sample Multiplier: 1

Instrument :
MSVOA_W
ClientSampleId :
AOC2-04

Quant Method : Z:\VOASRV\HPCHEM1\MSVOA_W\METHOD\82W112118S.M
Quant Title : SW846 8260

TIC Library : C:\DATABASE\NIST11.L
TIC Integration Parameters: LSCINT.P

****
Peak Number 3 Naphthalene, 1,7-dimethyl- Concentration Rank 2

R.T.	EstConc	Area	Relative to ISTD	R.T.
13.49	91.89 ug/l	1054220	1,4-Dichlorobenzene-d4	13.56

Hit# of 5	Tentative ID	MW	MolForm	CAS#	Qual
1	Naphthalene, 1,7-dimethyl-	156	C12H12	000575-37-1	98
2	Naphthalene, 2,6-dimethyl-	156	C12H12	000581-42-0	97
3	Naphthalene, 2,7-dimethyl-	156	C12H12	000582-16-1	97
4	Naphthalene, 2,3-dimethyl-	156	C12H12	000581-40-8	97
5	Naphthalene, 1,3-dimethyl-	156	C12H12	000575-41-7	97

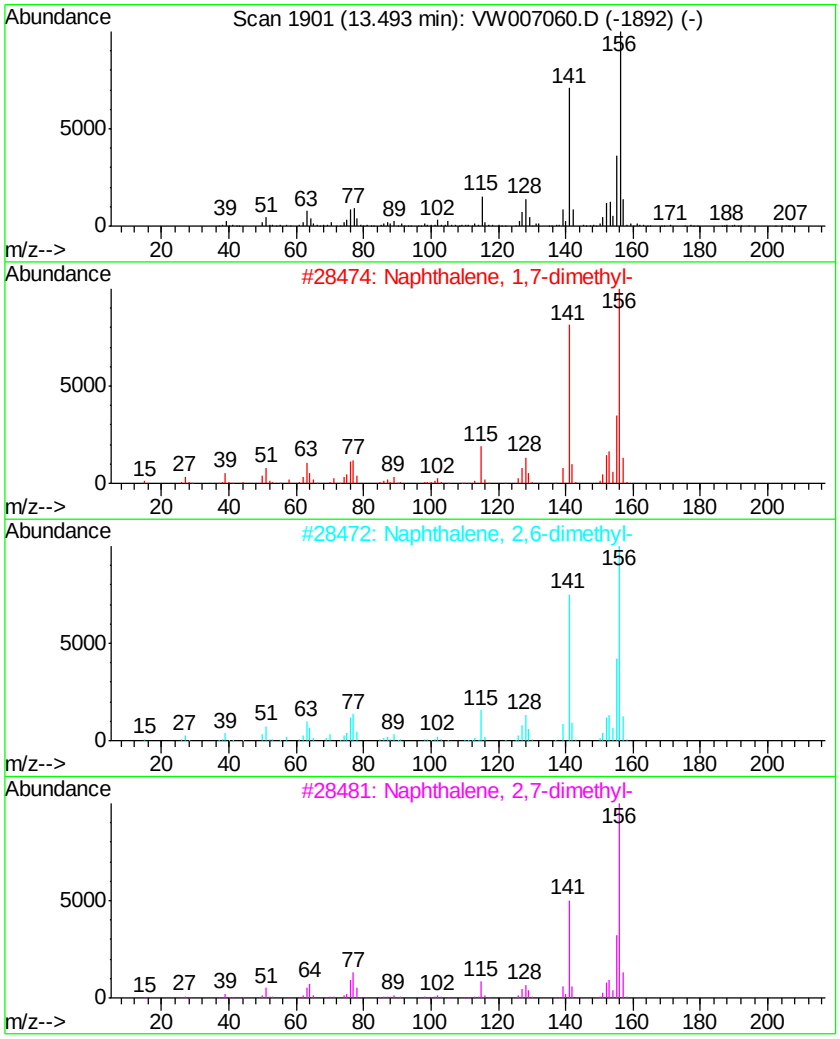

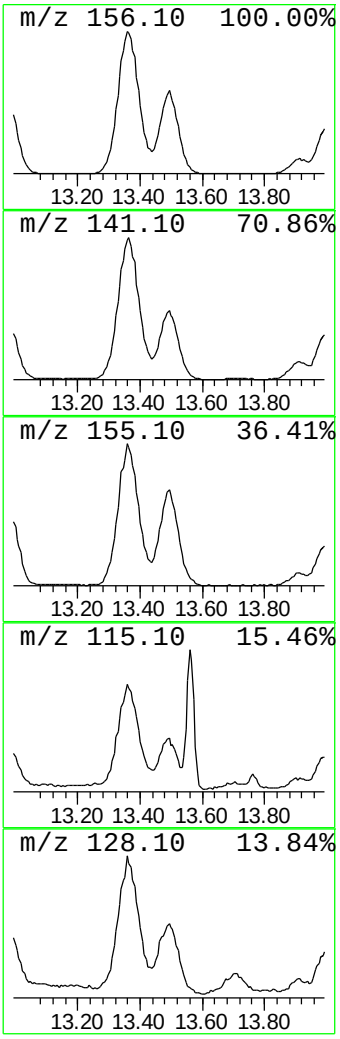

Library Search Compound Report

Data Path : Z:\VOASRV\HPCHEM1\MSVOA_W\DATA\VW112618\
Data File : VW007060.D
Acq On : 26 Nov 2018 20:39
Operator : VAY/AP
Sample : J6003-19
Misc : 6.17G/5ML/MSVOA_W/SOIL
ALS Vial : 25 Sample Multiplier: 1

Instrument :
MSVOA_W
ClientSampleId :
AOC2-04

Quant Method : Z:\VOASRV\HPCHEM1\MSVOA_W\METHOD\82W112118S.M
Quant Title : SW846 8260

TIC Library : C:\DATABASE\NIST11.L
TIC Integration Parameters: LSCINT.P

****
Peak Number 4 Naphthalene, 2,7-dimethyl- Concentration Rank 9

R.T.	EstConc	Area	Relative to ISTD	R.T.
13.91	11.05 ug/l	126729	1,4-Dichlorobenzene-d4	13.56

Hit# of 5	Tentative ID	MW	MolForm	CAS#	Qual
1	Naphthalene, 2,7-dimethyl-	156	C12H12	000582-16-1	97
2	Naphthalene, 1,7-dimethyl-	156	C12H12	000575-37-1	97
3	Naphthalene, 1,3-dimethyl-	156	C12H12	000575-41-7	97
4	Naphthalene, 1,4-dimethyl-	156	C12H12	000571-58-4	97
5	Naphthalene, 2,3-dimethyl-	156	C12H12	000581-40-8	97

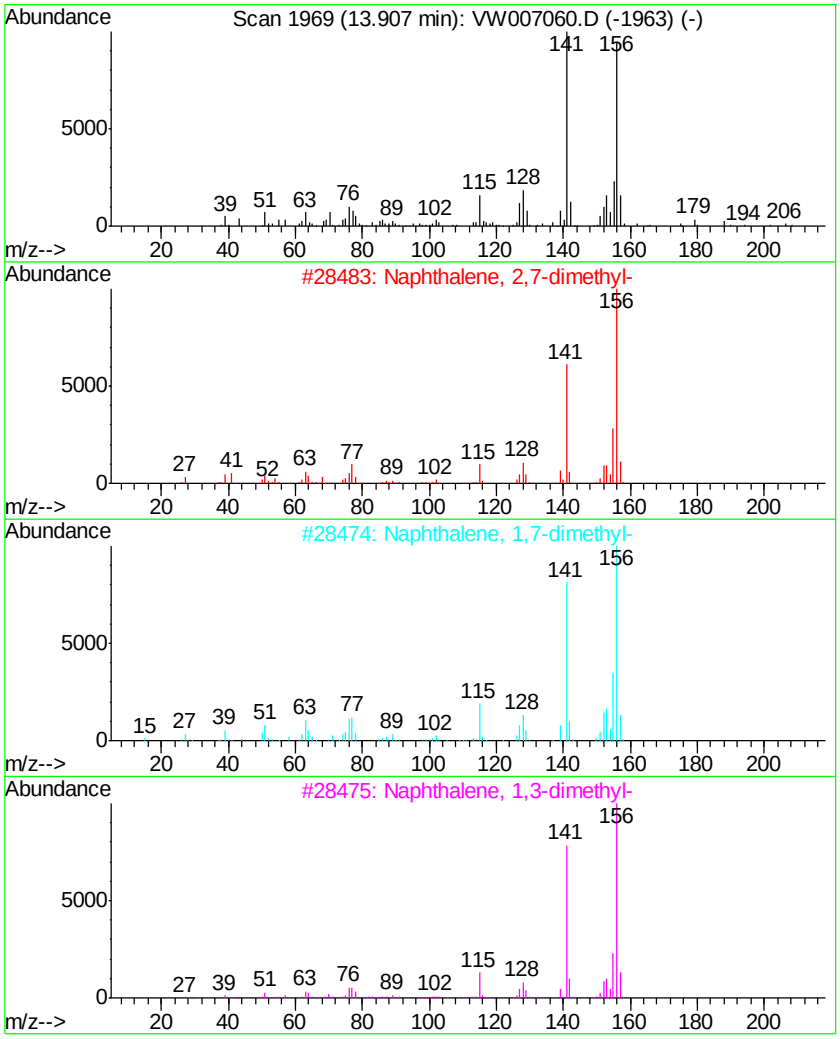

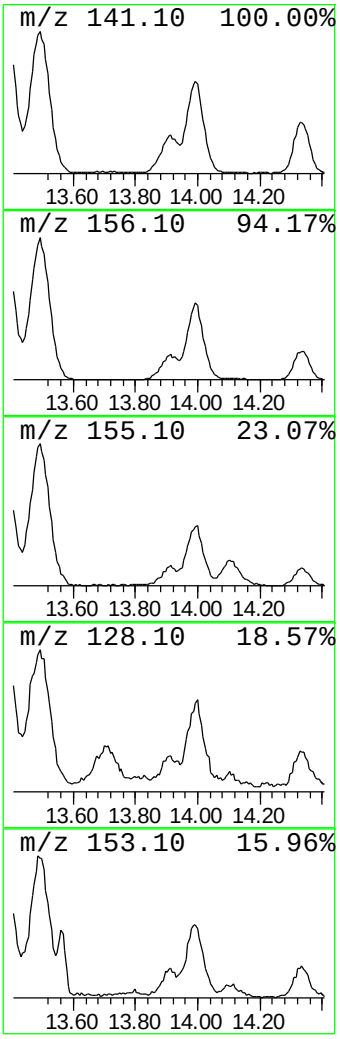

Library Search Compound Report

Data Path : Z:\VOASRV\HPCHEM1\MSVOA_W\DATA\VW112618\
Data File : VW007060.D
Acq On : 26 Nov 2018 20:39
Operator : VAY/AP
Sample : J6003-19
Misc : 6.17G/5ML/MSVOA_W/SOIL
ALS Vial : 25 Sample Multiplier: 1

Instrument :
MSVOA_W
ClientSampleId :
AOC2-04

Quant Method : Z:\VOASRV\HPCHEM1\MSVOA_W\METHOD\82W112118S.M
Quant Title : SW846 8260

TIC Library : C:\DATABASE\NIST11.L
TIC Integration Parameters: LSCINT.P

****
Peak Number 7 unknown14.80 Concentration Rank 10

R.T.	EstConc	Area	Relative to ISTD	R.T.
14.80	9.98 ug/l	114467	1,4-Dichlorobenzene-d4	13.56

Hit# of 5	Tentative ID	MW	MolForm	CAS#	Qual
1	(E)-1-Phenyl-1-butene	132	C10H12	001005-64-7	35
2	Benzene, 1-methyl-2-(2-propenyl)-	132	C10H12	001587-04-8	25
3	Benzene, 1,2,3,4-tetramethyl-	134	C10H14	000488-23-3	20
4	1,3-Cyclopentadiene, 1,2,3,4-tet...	134	C10H14	076089-59-3	18
5	Naphthalene, 1-propyl-	170	C13H14	002765-18-6	18

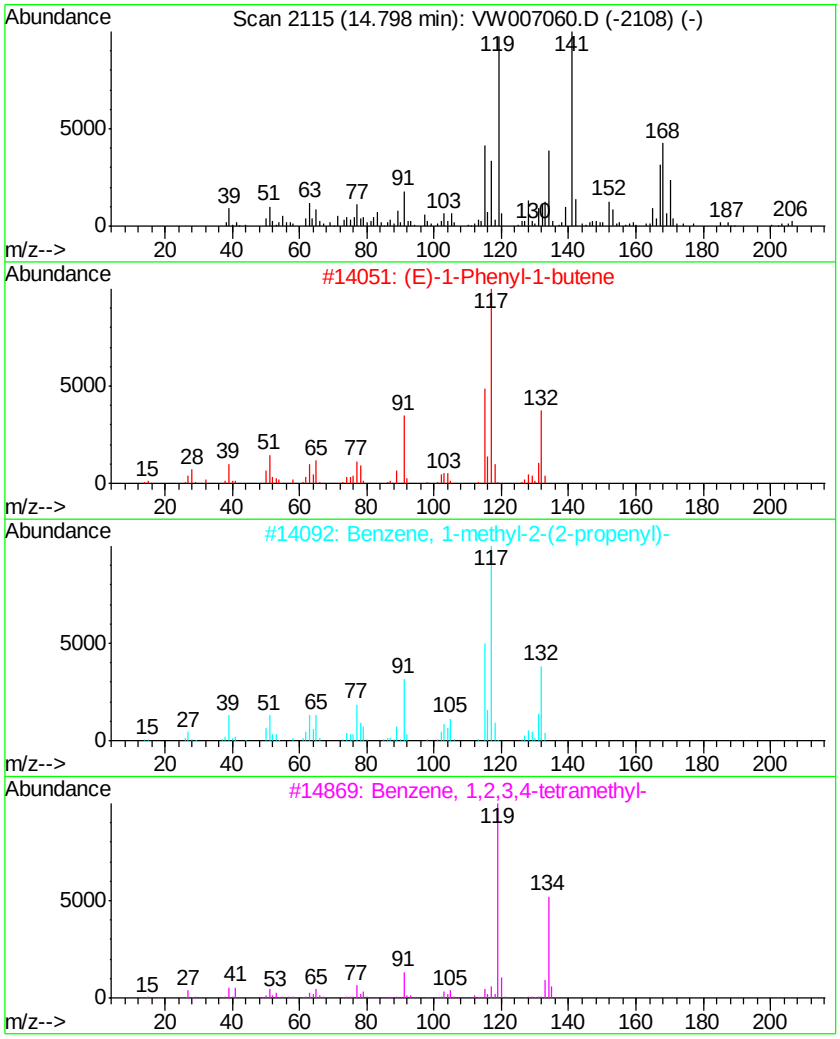

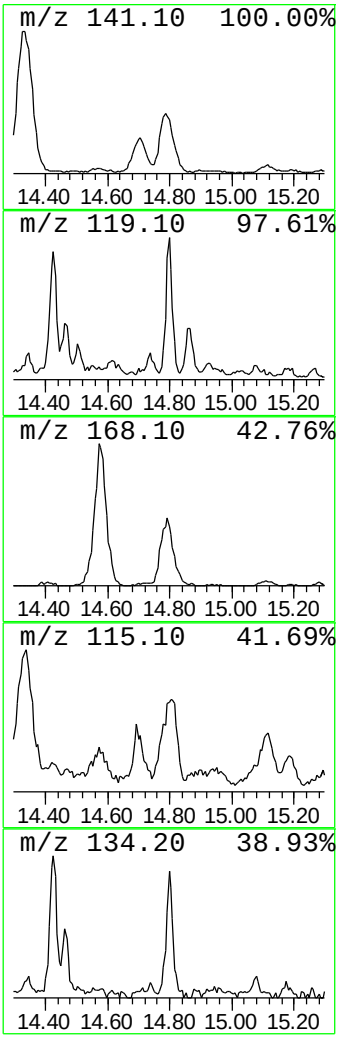

Library Search Compound Report

Data Path : Z:\VOASRV\HPCHEM1\MSVOA_W\DATA\VW112618\
Data File : VW007060.D
Acq On : 26 Nov 2018 20:39
Operator : VAY/AP
Sample : J6003-19
Misc : 6.17G/5ML/MSVOA_W/SOIL
ALS Vial : 25 Sample Multiplier: 1

Instrument :
MSVOA_W
ClientSampleId :
AOC2-04

Quant Method : Z:\VOASRV\HPCHEM1\MSVOA_W\METHOD\82W112118S.M
Quant Title : SW846 8260

TIC Library : C:\DATABASE\NIST11.L
TIC Integration Parameters: LSCINT.P

****
Peak Number 8 Naphthalene, 1,4,6-trimethyl- Concentration Rank 7

R.T.	EstConc	Area	Relative to ISTD	R.T.
15.11	13.81 ug/l	158408	1,4-Dichlorobenzene-d4	13.56

Hit# of 5	Tentative ID	MW	MolForm	CAS#	Qual
1	Naphthalene, 1,4,6-trimethyl-	170	C13H14	002131-42-2	93
2	Naphthalene, 2-(1-methylethyl)-	170	C13H14	002027-17-0	91
3	4a,8a-Methanonaphthalene, 9,9-di...	170	C13H14	038963-97-2	90
4	Naphthalene, 1,6,7-trimethyl-	170	C13H14	002245-38-7	89
5	3-(2-Methyl-propenyl)-1H-indene	170	C13H14	1000187-78-5	87

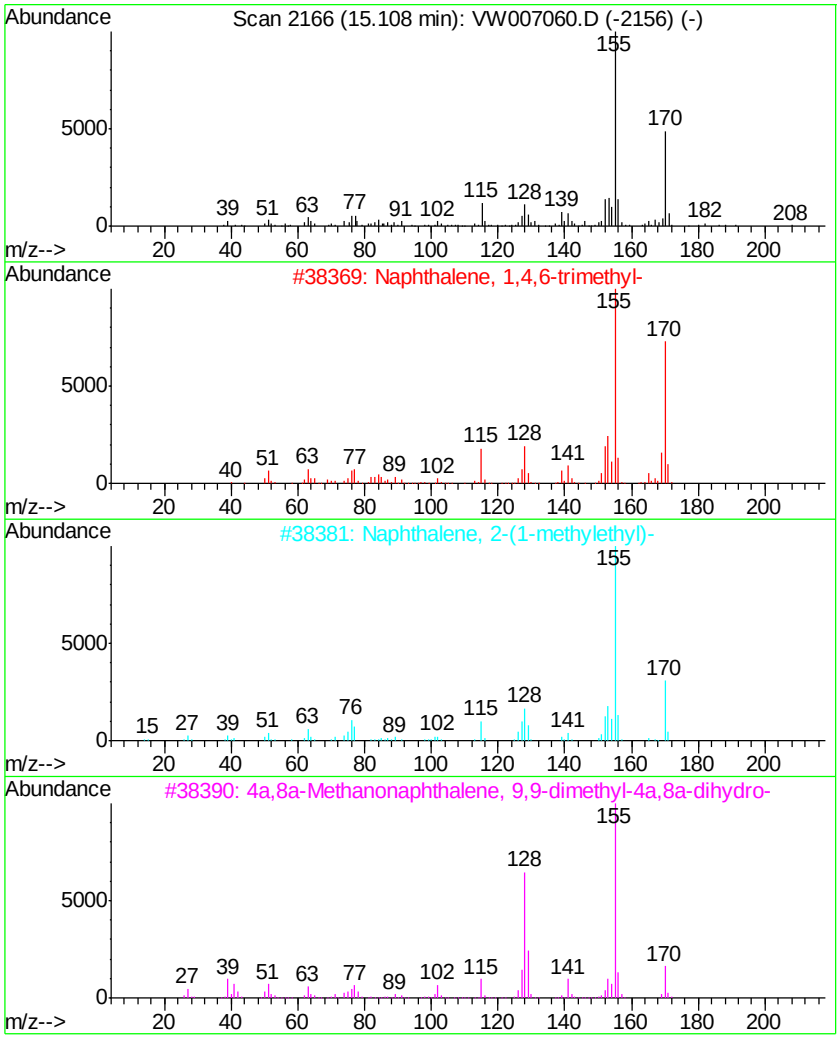

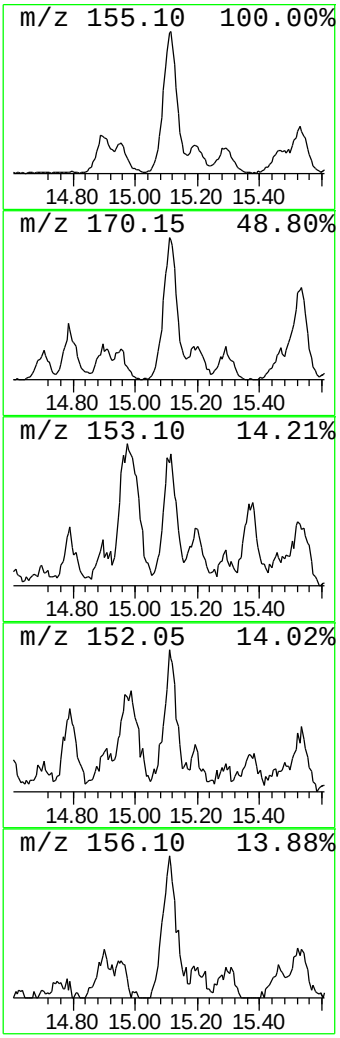

Library Search Compound Report

Data Path : Z:\VOASRV\HPCHEM1\MSVOA_W\DATA\VW112618\
Data File : VW007060.D
Acq On : 26 Nov 2018 20:39
Operator : VAY/AP
Sample : J6003-19
Misc : 6.17G/5ML/MSVOA_W/SOIL
ALS Vial : 25 Sample Multiplier: 1

Instrument :
MSVOA_W
ClientSampleId :
AOC2-04

Quant Method : Z:\VOASRV\HPCHEM1\MSVOA_W\METHOD\82W112118S.M
Quant Title : SW846 8260

TIC Library : C:\DATABASE\NIST11.L
TIC Integration Parameters: LSCINT.P

****

Peak Number 9 Naphthalene, 1-methyl- Concentration Rank 6

R.T.	EstConc	Area	Relative to ISTD	R.T.
16.46	16.75 ug/l	192209	1,4-Dichlorobenzene-d4	13.56

Hit# of 5	Tentative ID	MW	MolForm	CAS#	Qual
1	Naphthalene, 2-methyl-	142	C11H10	000091-57-6	96
2	Naphthalene, 1-methyl-	142	C11H10	000090-12-0	96
3	Benzocycloheptatriene	142	C11H10	000264-09-5	94
4	1,4-Methanonaphthalene, 1,4-dihy...	142	C11H10	004453-90-1	90
5	1H-Indene, 1-ethylidene-	142	C11H10	002471-83-2	72

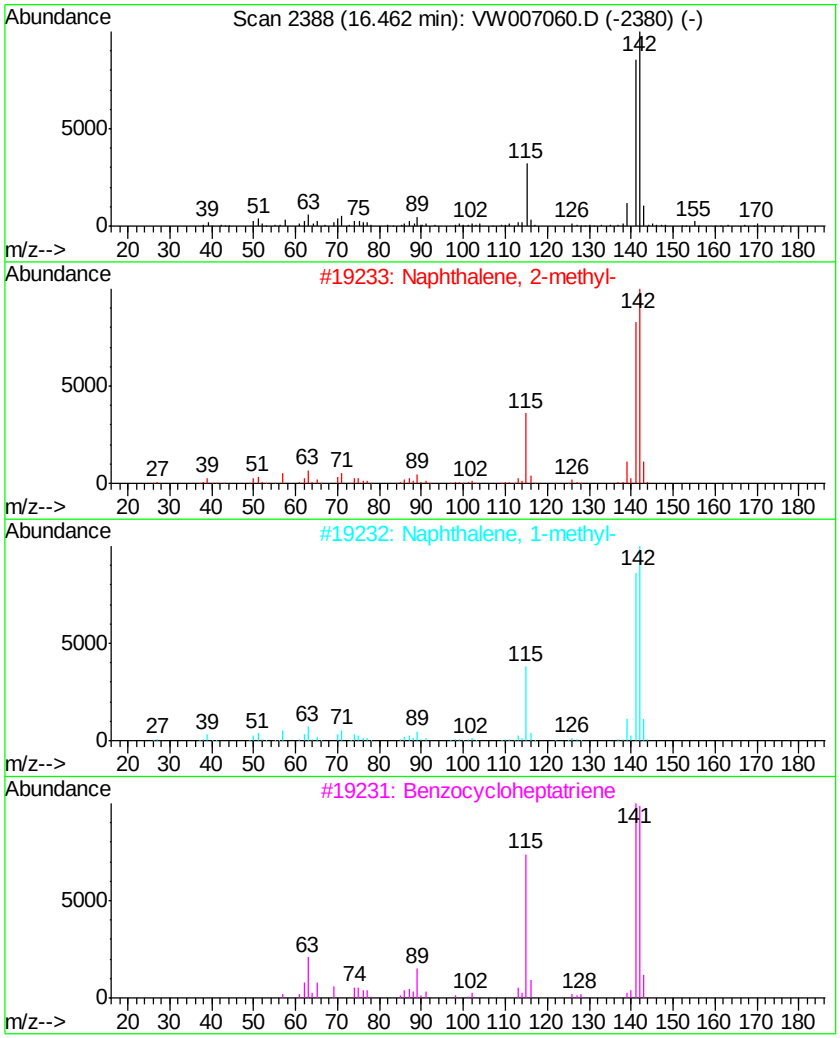

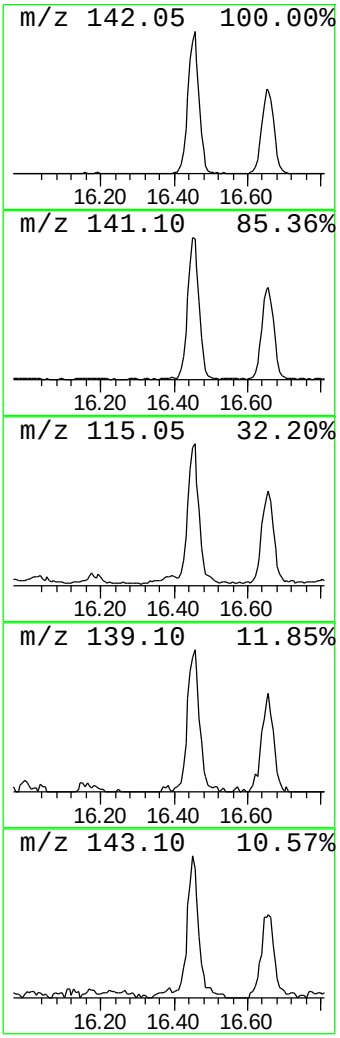

Tentatively Identified Compound (LSC) summary

Data Path : Z:\VOASRV\HPCHEM1\MSVOA_W\DATA\VW112618\
Data File : VW007060.D
Acq On : 26 Nov 2018 20:39
Operator : VAY/AP
Sample : J6003-19
Misc : 6.17G/5ML/MSVOA_W/SOIL
ALS Vial : 25 Sample Multiplier: 1

Instrument :
MSVOA_W
ClientSampleId :
AOC2-04

Quant Method : Z:\VOASRV\HPCHEM1\MSVOA_W\METHOD\82W112118S.M
Quant Title : SW846 8260

TIC Library : C:\DATABASE\NIST11.L
TIC Integration Parameters: LSCINT.P

TIC Top Hit name	RT	EstConc	Units	Response	Internal Standard #	RT	Resp	Conc
Naphthalene, 1-et...	12.47	35.5	ug/l	364636	3	11.63	513493	50.0
Naphthalene, 2,3-...	13.36	198.7	ug/l	2279910	4	13.56	573645	50.0
Naphthalene, 1,7-...	13.49	91.9	ug/l	1054220	4	13.56	573645	50.0
Naphthalene, 2,7-...	13.91	11.1	ug/l	126729	4	13.56	573645	50.0
unknown14.80	14.80	10.0	ug/l	114467	4	13.56	573645	50.0
Naphthalene, 1,4,...	15.11	13.8	ug/l	158408	4	13.56	573645	50.0
Naphthalene, 1-me...	16.46	16.8	ug/l	192209	4	13.56	573645	50.0