LSC Area Percent Report

Data Path : Z:\voasrv\HPCHEM1\MSVOA_W\Data\VW062724\
Data File : VW029371.D
Acq On : 27 Jun 2024 10:45
Operator : SY/MD
Sample : VIBLK481
Misc : 5.00g/10mL/MSVOA_W/SOIL
ALS Vial : 1 Sample Multiplier: 1

Instrument :
MSVOA_W
ClientSampleId :
VIBLK481

Integration Parameters: LSCINT.P
Integrator: RTE
Smoothing : OFF Filtering: 5
Sampling : 1 Min Area: 0 % of largest Peak
Start Thrs: 0.2 Max Peaks: 100
Stop Thrs : 0 Peak Location: TOP

If leading or trailing edge < 100 prefer < Baseline drop else tangent >
Peak separation: 5

Method : Z:\voasrv\HPCHEM1\MSVOA_W\Method\SFAMWLM061824SMA.M
Title : SFAM01.0

Signal : TIC: VW029371.D\data.ms

peak #	R.T. min	first scan	max scan	last scan	PK TY	peak height	corr. area	corr. % max.	% of total
1	2.119	37	38	40	rBV2	572	432	0.05%	0.006%
2	2.363	73	78	93	rVB	41421	94417	10.43%	1.379%
3	2.899	160	166	178	rVB	32168	88201	9.74%	1.288%
4	3.454	255	257	260	rBV3	590	845	0.09%	0.012%
5	3.747	303	305	308	rVB3	914	997	0.11%	0.015%
6	3.777	308	310	312	rBV3	501	533	0.06%	0.008%
7	3.905	328	331	334	rBV5	600	875	0.10%	0.013%
8	4.021	340	350	372	rBV	85454	273165	30.17%	3.988%
9	4.314	397	398	400	rBV2	524	373	0.04%	0.005%
10	4.649	451	453	456	rVB3	651	482	0.05%	0.007%
11	4.759	469	471	472	rBV	541	471	0.05%	0.007%
12	4.923	488	498	512	rBV2	13823	48825	5.39%	0.713%
13	5.143	532	534	536	rBV2	425	290	0.03%	0.004%
14	5.252	550	552	554	rVB	719	514	0.06%	0.008%
15	5.332	561	565	570	rVB3	311	547	0.06%	0.008%
16	5.380	570	573	574	rBV2	626	569	0.06%	0.008%
17	5.441	581	583	587	rVB4	583	544	0.06%	0.008%
18	5.478	587	589	592	rVB2	394	435	0.05%	0.006%
19	5.655	616	618	620	rVV	548	343	0.04%	0.005%
20	5.673	620	621	623	rVV2	310	304	0.03%	0.004%
21	5.722	626	629	630	rVB2	428	328	0.04%	0.005%
22	5.752	630	634	637	rBV4	644	896	0.10%	0.013%
23	5.838	646	648	649	rBV	330	302	0.03%	0.004%
24	5.868	651	653	655	rBV3	796	974	0.11%	0.014%
25	5.941	655	665	680	rVV2	14844	48194	5.32%	0.704%
26	6.039	680	681	684	rVB2	625	328	0.04%	0.005%
27	6.063	684	685	689	rVB2	473	464	0.05%	0.007%
28	6.106	689	692	694	rBV2	477	526	0.06%	0.008%
29	6.130	694	696	699	rBV2	620	418	0.05%	0.006%
30	6.350	730	732	736	rBV3	348	370	0.04%	0.005%
31	6.429	742	745	748	rBV2	320	568	0.06%	0.008%
32	6.508	755	758	760	rBV2	338	349	0.04%	0.005%
33	6.648	778	781	782	rVB2	483	437	0.05%	0.006%
34	6.661	782	783	786	rBV2	477	539	0.06%	0.008%
35	6.996	835	838	840	rBV4	696	604	0.07%	0.009%
36	7.075	843	851	857	rBV	28235	81543	9.01%	1.191%

Data Path : Z:\voasrv\HPCHEM1\MSVOA_W\Data\VW062724\
Data File : VW029371.D
Acq On : 27 Jun 2024 10:45
Operator : SY/MD
Sample : VIBLK481
Misc : 5.00g/10mL/MSVOA_W/SOIL
ALS Vial : 1 Sample Multiplier: 1

Instrument :
MSVOA_W
ClientSampleId :
VIBLK481

Integration Parameters: LSCINT.P
Integrator: RTE
Smoothing : OFF Filtering: 5
Sampling : 1 Min Area: 0 % of largest Peak
Start Thrs: 0.2 Max Peaks: 100
Stop Thrs : 0 Peak Location: TOP

If leading or trailing edge < 100 prefer < Baseline drop else tangent >
Peak separation: 5

Method : Z:\voasrv\HPCHEM1\MSVOA_W\Method\SFAMWLM061824SMA.M
Title : SFAM01.0

37	7.447	909	912	915	rBV3	592	553	0.06%	0.008%
38	7.648	935	945	959	rBV	153375	385452	42.57%	5.628%
39	8.032	1005	1008	1010	rBV3	500	622	0.07%	0.009%
40	8.106	1019	1020	1021	rBV	441	266	0.03%	0.004%
41	8.148	1024	1027	1028	rBV2	660	646	0.07%	0.009%
42	8.191	1033	1034	1037	rBV	382	397	0.04%	0.006%
43	8.276	1037	1048	1065	rBV2	306038	905443	100.00%	13.220%
44	8.520	1085	1088	1090	rBV4	631	803	0.09%	0.012%
45	8.605	1101	1102	1103	rBV	456	293	0.03%	0.004%
46	8.679	1112	1114	1115	rBV2	688	482	0.05%	0.007%
47	8.727	1120	1122	1125	rVB4	457	519	0.06%	0.008%
48	8.758	1125	1127	1130	rBV2	569	639	0.07%	0.009%
49	8.843	1132	1141	1154	rBV	332759	666430	73.60%	9.730%
50	9.081	1173	1180	1185	rBV7	1904	4598	0.51%	0.067%
51	9.276	1204	1212	1221	rBV	215338	434558	47.99%	6.345%
52	9.575	1258	1261	1263	rVB4	832	917	0.10%	0.013%
53	9.666	1273	1276	1278	rBV4	844	1005	0.11%	0.015%
54	9.739	1286	1288	1289	rBV2	486	396	0.04%	0.006%
55	9.800	1296	1298	1300	rBV3	519	359	0.04%	0.005%
56	9.837	1300	1304	1306	rVV3	473	523	0.06%	0.008%
57	9.983	1325	1328	1329	rBV3	1018	1174	0.13%	0.017%
58	10.032	1329	1336	1348	rVV	108056	203435	22.47%	2.970%
59	10.325	1375	1384	1400	rBV	414957	732042	80.85%	10.688%
60	10.575	1417	1425	1435	rBV	70088	127947	14.13%	1.868%
61	10.703	1439	1446	1454	rVV2	19735	37163	4.10%	0.543%
62	10.849	1464	1470	1476	rBV7	1432	3675	0.41%	0.054%
63	10.922	1476	1482	1499	rVV	102872	183557	20.27%	2.680%
64	11.062	1501	1505	1512	rVB3	9398	16440	1.82%	0.240%
65	11.282	1539	1541	1545	rBV4	522	697	0.08%	0.010%
66	11.404	1556	1561	1563	rBV6	1017	1393	0.15%	0.020%
67	11.568	1586	1588	1590	rBV2	514	411	0.05%	0.006%
68	11.629	1590	1598	1608	rBV	488343	799396	88.29%	11.672%
69	11.885	1637	1640	1644	rVB5	727	1005	0.11%	0.015%
70	11.922	1644	1646	1649	rBV2	446	660	0.07%	0.010%
71	12.019	1660	1662	1663	rBV2	446	268	0.03%	0.004%
72	12.099	1674	1675	1678	rVB3	426	332	0.04%	0.005%
73	12.245	1697	1699	1704	rVB4	721	1069	0.12%	0.016%
74	12.318	1709	1711	1713	rBV3	364	430	0.05%	0.006%
75	12.428	1727	1729	1730	rVB2	627	374	0.04%	0.005%
76	12.446	1730	1732	1733	rBV	455	320	0.04%	0.005%

LSC Area Percent Report

Data Path : Z:\voasrv\HPCHEM1\MSVOA_W\Data\VW062724\
Data File : VW029371.D
Acq On : 27 Jun 2024 10:45
Operator : SY/MD
Sample : VIBLK481
Misc : 5.00g/10mL/MSVOA_W/SOIL
ALS Vial : 1 Sample Multiplier: 1

Instrument :
MSVOA_W
ClientSampleId :
VIBLK481

Integration Parameters: LSCINT.P
Integrator: RTE
Smoothing : OFF Filtering: 5
Sampling : 1 Min Area: 0 % of largest Peak
Start Thrs: 0.2 Max Peaks: 100
Stop Thrs : 0 Peak Location: TOP

If leading or trailing edge < 100 prefer < Baseline drop else tangent >
Peak separation: 5

Method : Z:\voasrv\HPCHEM1\MSVOA_W\Method\SFAMWLM061824SMA.M
Title : SFAM01.0

77	12.599	1752	1757	1764	rVB	10947	17442	1.93%	0.255%
78	12.690	1765	1772	1782	rVV	169886	272143	30.06%	3.973%
79	12.873	1801	1802	1804	rBV2	568	332	0.04%	0.005%
80	12.928	1807	1811	1818	rVB4	2982	4918	0.54%	0.072%
81	13.159	1847	1849	1850	rVB2	527	303	0.03%	0.004%
82	13.178	1850	1852	1855	rBV3	857	1066	0.12%	0.016%
83	13.208	1855	1857	1860	rVV4	453	510	0.06%	0.007%
84	13.245	1860	1863	1866	rBV3	1164	1512	0.17%	0.022%
85	13.385	1883	1886	1887	rBV4	423	414	0.05%	0.006%
86	13.434	1891	1894	1896	rBV3	467	592	0.07%	0.009%
87	13.501	1900	1905	1907	rBV5	1663	2784	0.31%	0.041%
88	13.556	1907	1914	1925	rVB	463653	734834	81.16%	10.729%
89	13.848	1953	1962	1974	rBV	373728	610754	67.45%	8.917%
90	14.062	1991	1997	2003	rVB2	8785	14173	1.57%	0.207%
91	14.287	2028	2034	2036	rBV5	822	1742	0.19%	0.025%
92	14.482	2061	2066	2068	rBV4	911	1353	0.15%	0.020%
93	14.879	2130	2131	2136	rBV4	549	703	0.08%	0.010%
94	15.074	2161	2163	2165	rBV3	707	441	0.05%	0.006%
95	15.159	2176	2177	2179	rBV2	603	450	0.05%	0.007%
96	15.360	2207	2210	2212	rBV3	1064	1235	0.14%	0.018%
97	15.427	2217	2221	2226	rVB	3803	6180	0.68%	0.090%
98	15.555	2236	2242	2249	rVB6	3212	7011	0.77%	0.102%
99	15.720	2267	2269	2270	rBV2	1008	818	0.09%	0.012%
100	15.787	2279	2280	2283	rVB3	1099	551	0.06%	0.008%

Sum of corrected areas: 6848952

Data Path : Z:\voasrv\HPCHEM1\MSVOA_W\Data\VW062724\
Data File : VW029371.D
Acq On : 27 Jun 2024 10:45
Operator : SY/MD
Sample : VIBLK481
Misc : 5.00g/10mL/MSVOA_W/SOIL
ALS Vial : 1 Sample Multiplier: 1

Instrument :
MSVOA_W
ClientSampleId :
VIBLK481

Quant Method : Z:\voasrv\HPCHEM1\MSVOA_W\Method\SFAMWLM061824SMA.M
Quant Title : SFAM01.0

TIC Library : C:\Database\NIST20.L
TIC Integration Parameters: LSCINT.P

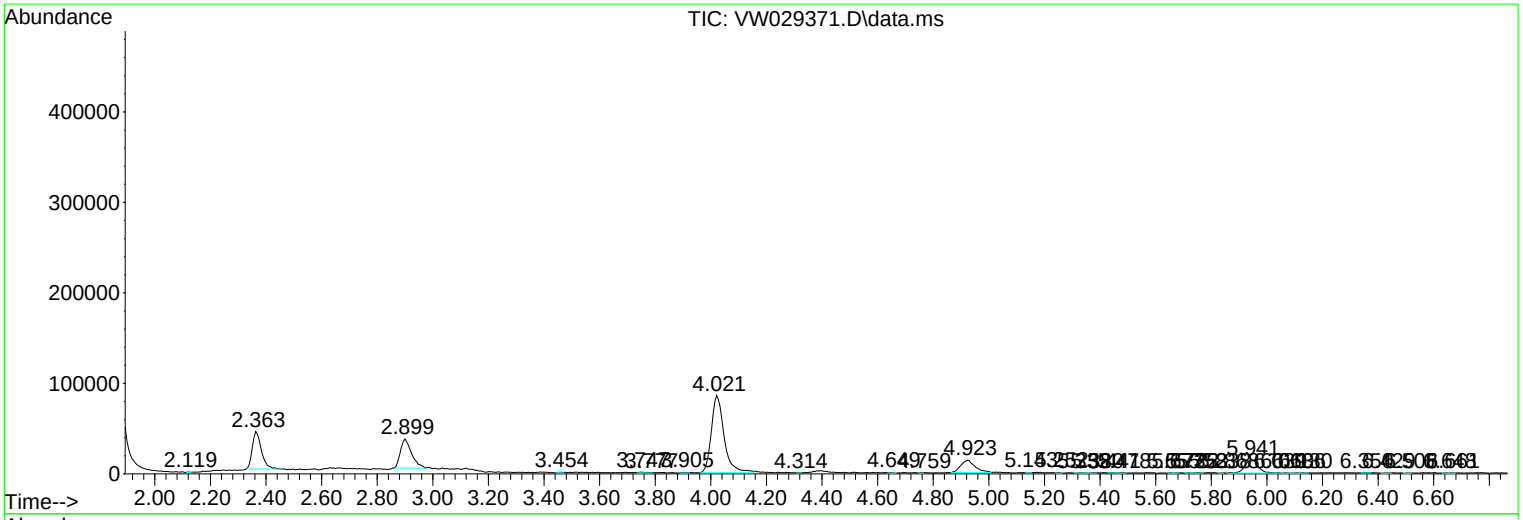

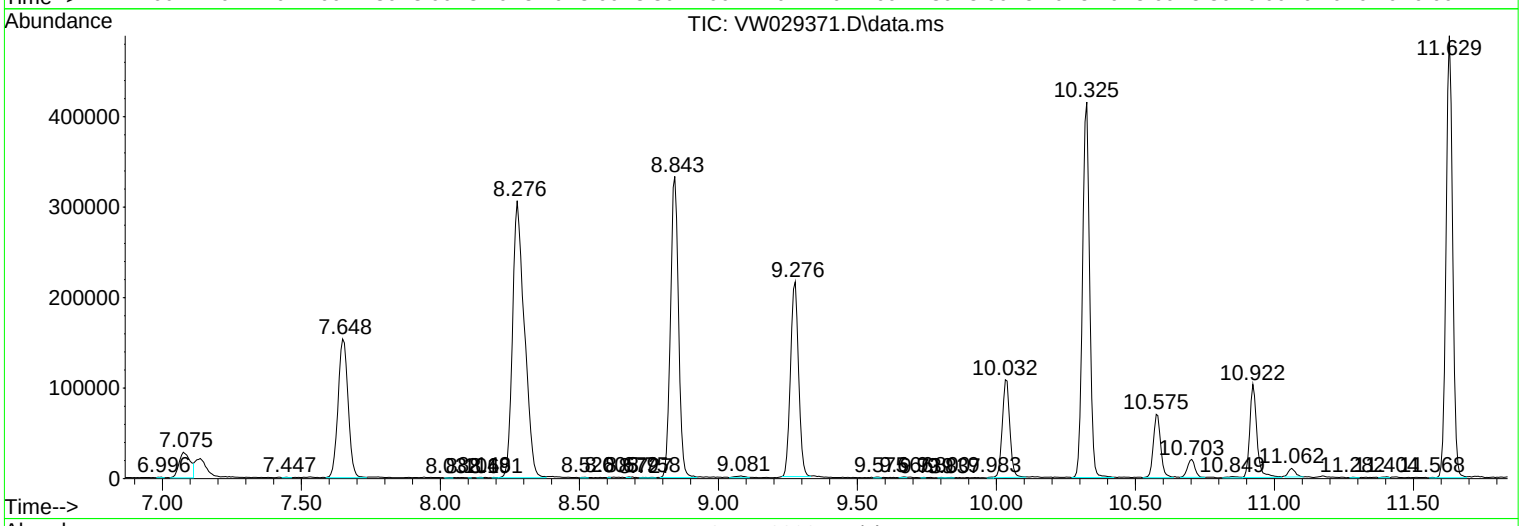

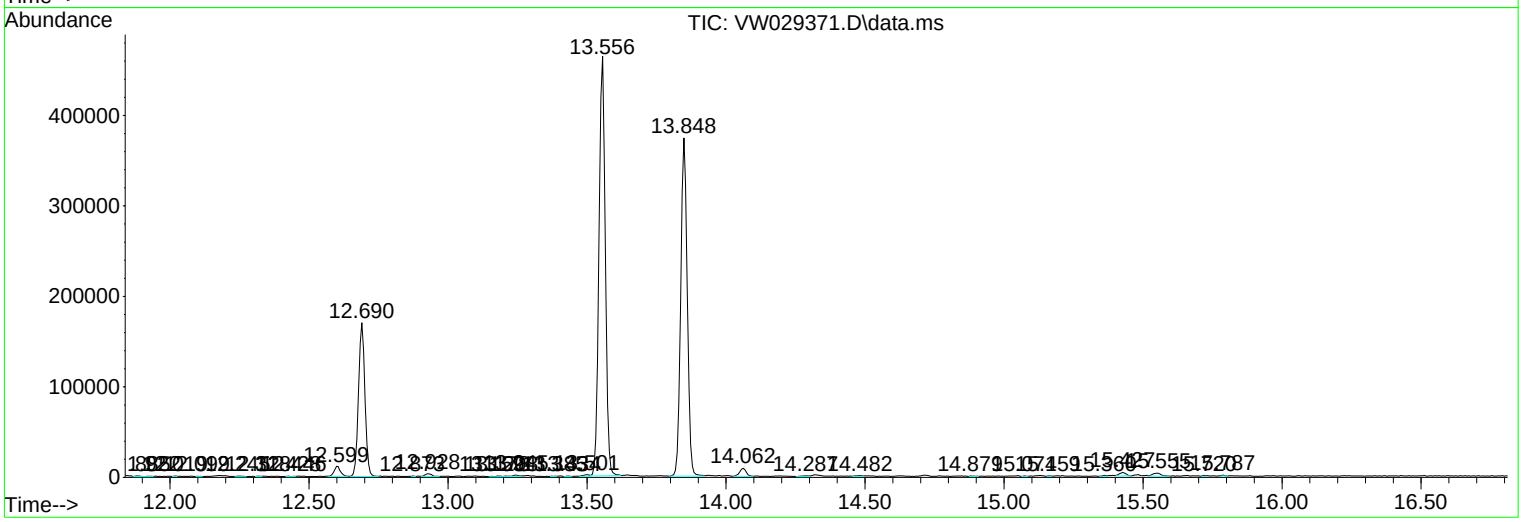

Data Path : Z:\voasrv\HPCHEM1\MSVOA_W\Data\VW062724\
Data File : VW029371.D
Acq On : 27 Jun 2024 10:45
Operator : SY/MD
Sample : VIBLK481
Misc : 5.00g/10mL/MSVOA_W/SOIL
ALS Vial : 1 Sample Multiplier: 1

Instrument :
MSVOA_W
ClientSampleId :
VIBLK481

Quant Method : Z:\voasrv\HPCHEM1\MSVOA_W\Method\SFAMWLM061824SMA.M
Quant Title : SFAM01.0

TIC Library : C:\Database\NIST20.L
TIC Integration Parameters: LSCINT.P

****
Peak Number 1 (DEL) Alkane: Straight-Chai... Concentration Rank 2

R.T.	EstConc	Area	Relative to ISTD	R.T.
5.941	1.81 ug/L	48194	1,4-Difluorobenzene	8.843

Hit# of 5	Tentative ID	MW	MolForm	CAS#	Qual
1	n-Hexane	86	C6H14	000110-54-3	64
2	2-Ethyl-oxetane	86	C5H10O	1010386-40-2	53
3	3-Buten-1-ol, 3-methyl-	86	C5H10O	000763-32-6	49
4	n-Hexane	86	C6H14	000110-54-3	46
5	2-Butene, (E)-	56	C4H8	000624-64-6	46

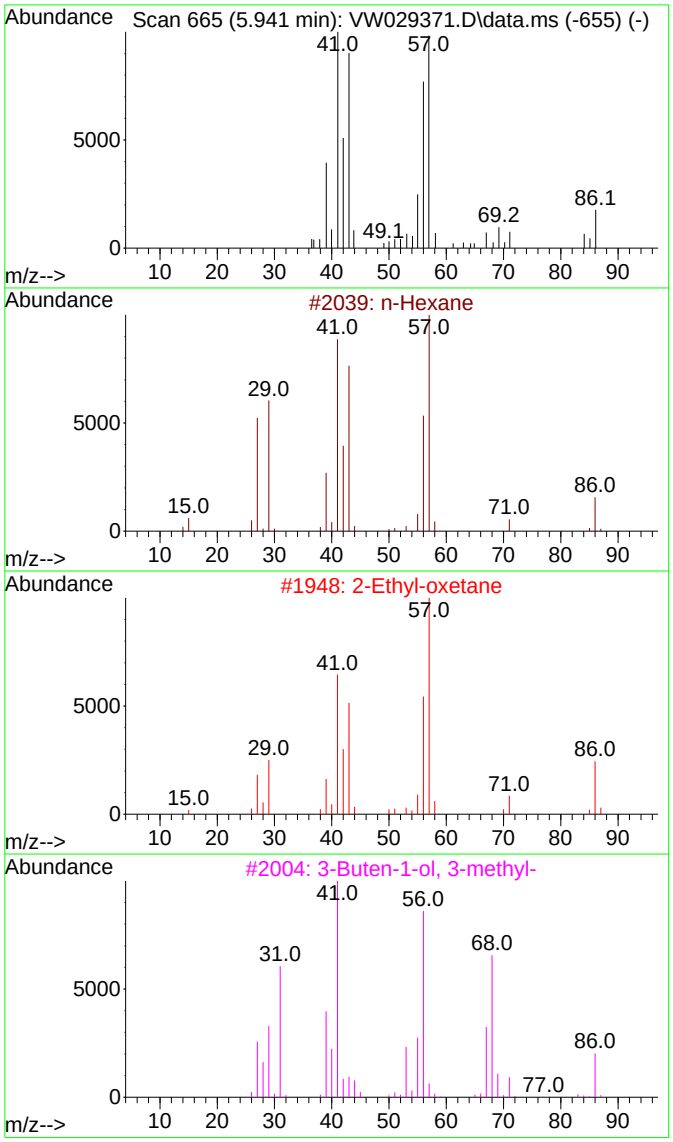

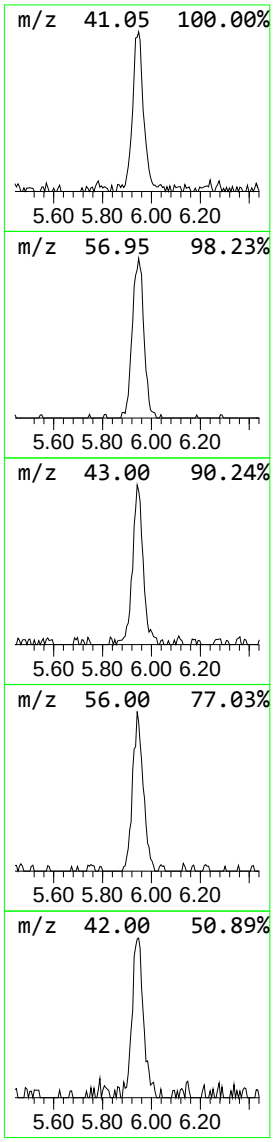

Tentatively Identified Compound (LSC) summary

Data Path : Z:\voasrv\HPCHEM1\MSVOA_W\Data\VW062724\
Data File : VW029371.D
Acq On : 27 Jun 2024 10:45
Operator : SY/MD
Sample : VIBLK481
Misc : 5.00g/10mL/MSVOA_W/SOIL
ALS Vial : 1 Sample Multiplier: 1

Instrument :
MSVOA_W
ClientSampleId :
VIBLK481

Quant Method : Z:\voasrv\HPCHEM1\MSVOA_W\Method\SFAMWLM061824SMA.M
Quant Title : SFAM01.0

TIC Library : C:\Database\NIST20.L
TIC Integration Parameters: LSCINT.P

TIC Top Hit name	RT	EstConc	Units	Response	Internal Standard #	RT	Resp	Conc
(DEL) Alkane: S...	5.941	1.8	ug/L	48194	1	8.843	666430	25.0