Quantitation Report (QT/LSC Reviewed)

Data Path : Z:\voasrv\HPCHEM1\MSVOA_W\Data\VW121523\
Data File : VW027650.D
Acq On : 15 Dec 2023 21:32
Operator : SY/MD
Sample : O5834-07
Misc : 4.80g/10mL/MSVOA_W/SOIL
ALS Vial : 22 Sample Multiplier: 1

Instrument :
MSVOA_W
ClientSampleId :
BGR13

Manual Integrations
APPROVED
Reviewed By :Yogesh Patel 12/17/2023
Supervised By :Semsettin Yesilyurt 12/17/2023

Quant Time: Dec 16 01:40:54 2023
Quant Method : Z:\voasrv\HPCHEM1\MSVOA_W\Method\SFAMWLM121523SMA.M
Quant Title : SFAM01.0
QLast Update : Sat Dec 16 00:05:51 2023
Response via : Initial Calibration

Compound	R.T.	QIon	Response	Conc Units	Dev(Min)
Internal Standards					
1) 1,4-Difluorobenzene	8.837	114	623974	25.000 ug/L	0.00
28) Chlorobenzene-d5	11.629	117	514571	25.000 ug/L	0.00
58) 1,4-Dichlorobenzene-d4	13.550	152	199556	25.000 ug/L	0.00
System Monitoring Compounds					
4) Vinyl Chloride-d3	2.363	65	213799	24.194 ug/L	0.00
Spiked Amount 25.000	Range 30 - 150		Recovery = 96.760%		
7) Chloroethane-d5	2.899	69	174770	25.401 ug/L	0.00
Spiked Amount 25.000	Range 30 - 150		Recovery = 101.600%		
11) 1,1-Dichloroethene-d2	4.021	65	81745	23.097 ug/L	0.00
Spiked Amount 25.000	Range 45 - 110		Recovery = 92.400%		
21) 2-Butanone-d5	7.087	46	70919	47.129 ug/L	0.00
Spiked Amount 50.000	Range 20 - 135		Recovery = 94.260%		
24) Chloroform-d	7.648	84	374796m	25.243 ug/L	0.00
Spiked Amount 25.000	Range 40 - 150		Recovery = 100.960%		
26) 1,2-Dichloroethane-d4	8.307	65	193553m	27.764 ug/L	0.00
Spiked Amount 25.000	Range 70 - 130		Recovery = 111.040%		
32) Benzene-d6	8.276	84	810419	26.948 ug/L	0.00
Spiked Amount 25.000	Range 20 - 135		Recovery = 107.800%		
36) 1,2-Dichloropropane-d6	9.270	67	239287	28.085 ug/L	0.00
Spiked Amount 25.000	Range 70 - 120		Recovery = 112.360%		
41) Toluene-d8	10.319	98	666389	23.883 ug/L	0.00
Spiked Amount 25.000	Range 30 - 130		Recovery = 95.520%		
43) trans-1,3-Dichloroprop...	10.575	79	85056	25.785 ug/L	0.00
Spiked Amount 25.000	Range 30 - 135		Recovery = 103.120%		
47) 2-Hexanone-d5	10.922	63	61046	49.167 ug/L	0.00
Spiked Amount 50.000	Range 20 - 135		Recovery = 98.340%		
56) 1,1,2,2-Tetrachloroeth...	12.690	84	185142	28.735 ug/L	0.00
Spiked Amount 25.000	Range 45 - 120		Recovery = 114.920%		
66) 1,2-Dichlorobenzene-d4	13.848	152	169498	23.728 ug/L	0.00
Spiked Amount 25.000	Range 75 - 120		Recovery = 94.920%		
Target Compounds					Qvalue
46) Tetrachloroethene	10.861	164	22439	3.456 ug/L	96

(#) = qualifier out of range (m) = manual integration (+) = signals summed

Data Path : Z:\voasrv\HPCHEM1\MSVOA_W\Data\VW121523\
Data File : VW027650.D
Acq On : 15 Dec 2023 21:32
Operator : SY/MD
Sample : O5834-07
Misc : 4.80g/10mL/MSVOA_W/SOIL
ALS Vial : 22 Sample Multiplier: 1

Quant Time: Dec 16 01:40:54 2023
Quant Method : Z:\voasrv\HPCHEM1\MSVOA_W\Method\SFAMWLM121523SMA.M
Quant Title : SFAM01.0
QLast Update : Sat Dec 16 00:05:51 2023
Response via : Initial Calibration

Instrument :
MSVOA_W
ClientSampleId :
BGR13

Manual Integrations
APPROVED
Reviewed By :Yogesh Patel 12/17/2023
Supervised By :Semsettin Yesilyurt 12/17/2023

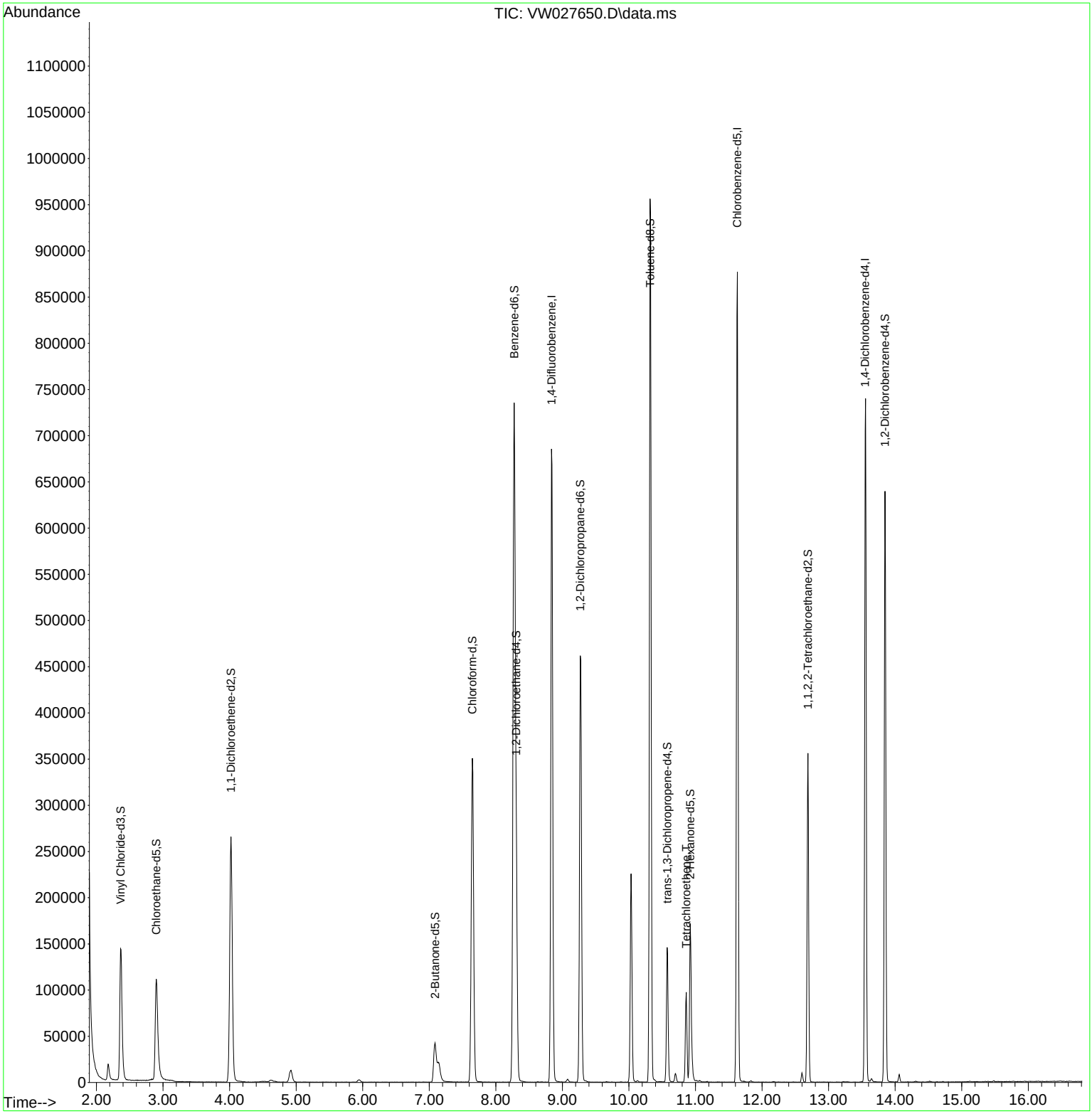

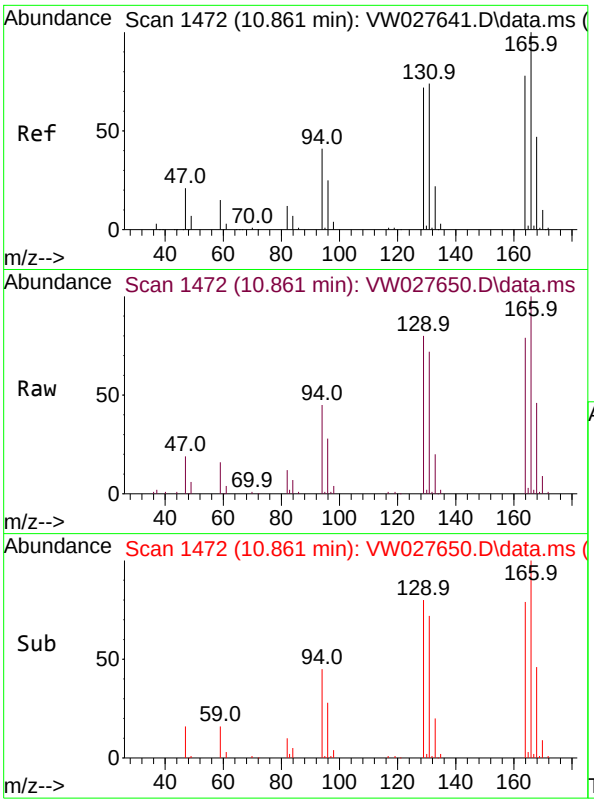

#46
Tetrachloroethene
Concen: 3.456 ug/L
RT: 10.861 min Scan# 14
Delta R.T. 0.000 min
Lab File: VW027650.D
Acq: 15 Dec 2023 21:32

Tgt Ion:164 Resp: 22439

Ion	Ratio	Lower	Upper
164	100		
129	100.6	70.5	130.9
131	91.2	64.8	120.3
166	126.0	94.8	176.0

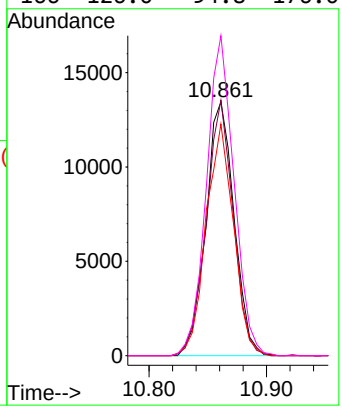

Instrument :
MSVOA_W
ClientSampleId :
BGR13

Manual Integrations
APPROVED

Reviewed By :Yogesh Patel 12/17/2023
Supervised By :Semsettin Yesilyurt 12/17/2023