

Data Path : Z:\VOASRV\HPCHEM1\MSVOA F\DATA\VF011619\
 Data File : VF061413.D
 Acq On : 16 Jan 2019 15:35
 Operator : VA/AP
 Sample : VSTDCCC050
 Misc : 5.00µ/5mL/MSVOA-F/SOIL
 ALS Vial : 23 Sample Multiplier: 1

Instrument :
 MSVOA_F
 ClientSampleId :
 VSTDCCC050

Quant Time: Jan 17 02:53:40 2019
 Quant Method : Z:\VOASRV\HPCHEM1\MSVOA_F\METHODS\82F011519S.M
 Quant Title : SW846 8260
 QLast Update : Wed Jan 16 04:51:59 2019
 Response via : Initial Calibration

Internal Standards	R.T.	QIon	Response	Conc	Units	Dev(Min)
1) Pentafluorobenzene	4.86	168	214450	50.00	µg/l	0.00
34) 1,4-Difluorobenzene	5.59	114	368503	50.00	µg/l	0.00
63) Chlorobenzene-d5	9.77	117	341324	50.00	µg/l	0.00
72) 1,4-Dichlorobenzene-d4	12.55	152	161431	50.00	µg/l	0.00

System Monitoring Compounds

33) 1,2-Dichloroethane-d4	4.83	65	122446	46.25	µg/l	0.00
Spiked Amount	50.000		Recovery	=	92.50%	
35) Dibromofluoromethane	4.10	113	145654	50.09	µg/l	0.00
Spiked Amount	50.000		Recovery	=	100.18%	
50) Toluene-d8	7.55	98	434539	54.54	µg/l	0.00
Spiked Amount	50.000		Recovery	=	109.08%	
62) 4-Bromofluorobenzene	11.40	95	180089	48.38	µg/l	0.00
Spiked Amount	50.000		Recovery	=	96.76%	

Target Compounds

						Qvalue
2) Dichlorodifluoromethane	0.96	85	199975	47.459	µg/l	93
3) Chloromethane	1.10	50	153632	49.726	µg/l	94
4) Vinyl Chloride	1.13	62	138227	50.295	µg/l	96
5) Bromomethane	1.31	94	92474	51.599	µg/l	98
6) Chloroethane	1.39	64	60834	49.954	µg/l	97
7) Trichlorofluoromethane	1.46	101	227383	42.558	µg/l	98
8) Diethyl Ether	1.63	74	33691	49.212	µg/l	96
9) 1,1,2-Trichlorotrifluoroet	1.83	101	124199	48.378	µg/l	94
10) Methyl Iodide	1.89	142	154473	38.813	µg/l	92
11) Tert butyl alcohol	2.56	59	27640	246.630	µg/l	95
12) 1,1-Dichloroethene	1.79	96	99734	52.290	µg/l	90
13) Acrolein	1.99	56	26379	272.307	µg/l	99
14) Allyl chloride	2.09	41	160086	73.360	µg/l	93
15) Acrylonitrile	2.94	53	71392	248.693	µg/l	95
16) Acetone	2.23	43	143636	270.424	µg/l	98
17) Carbon Disulfide	1.81	76	313968	52.793	µg/l	97
18) Methyl Acetate	2.34	43	52051	49.414	µg/l	98
19) Methyl tert-butyl Ether	2.43	73	192070	44.922	µg/l	98
20) Methylene Chloride	2.18	84	35386	18.520	µg/l	90
21) trans-1,2-Dichloroethene	2.31	96	98247	46.818	µg/l	95
22) Diisopropyl ether	2.79	45	337458	49.718	µg/l	99
23) Vinyl Acetate	3.18	43	843311	282.058	µg/l	99
24) 1,1-Dichloroethane	2.86	63	204895	48.098	µg/l	100
25) 2-Butanone	4.32	43	231919	262.565	µg/l	97
26) 2,2-Dichloropropane	3.59	77	113107	43.215	µg/l	98
27) cis-1,2-Dichloroethene	3.46	96	152169	49.123	µg/l	93
28) Bromochloromethane	3.71	49	88811	46.379	µg/l #	93
29) Tetrahydrofuran	4.06	42	96956	254.922	µg/l	96
30) Chloroform	3.85	83	271460	47.217	µg/l	98
31) Cyclohexane	3.69	56	133159	31.292	µg/l	98
32) 1,1,1-Trichloroethane	4.08	97	198797	47.159	µg/l	98
36) 1,1-Dichloropropene	4.27	75	216028	50.561	µg/l	98
37) Ethyl Acetate	4.09	43	87150	51.028	µg/l	100
38) Carbon Tetrachloride	3.98	117	170113	45.542	µg/l	91

Data Path : Z:\VOASRV\HPCHEM1\MSVOA F\DATA\VF011619\
 Data File : VF061413.D
 Acq On : 16 Jan 2019 15:35
 Operator : VA/AP
 Sample : VSTDCCC050
 Misc : 5.00µ/5mL/MSVOA-F/SOIL
 ALS Vial : 23 Sample Multiplier: 1

Instrument :
 MSVOA_F
 ClientSampleId :
 VSTDCCC050

Quant Time: Jan 17 02:53:40 2019
 Quant Method : Z:\VOASRV\HPCHEM1\MSVOA_F\METHODS\82F011519S.M
 Quant Title : SW846 8260
 QLast Update : Wed Jan 16 04:51:59 2019
 Response via : Initial Calibration

Internal Standards	R.T.	QIon	Response	Conc	Units	Dev(Min)
39) Methylcyclohexane	5.45	83	232064	50.119	µg/l	98
40) Benzene	4.63	78	485957	51.114	µg/l	99
41) Methacrylonitrile	4.73	41	48658	53.542	µg/l	94
42) 1,2-Dichloroethane	4.93	62	161912	47.792	µg/l	99
43) Isopropyl Acetate	6.95	43	114674	53.498	µg/l	93
44) Trichloroethene	5.49	130	140948	48.328	µg/l	96
45) 1,2-Dichloropropane	6.22	63	127190	50.973	µg/l	98
46) Dibromomethane	6.08	93	82629	49.802	µg/l	94
47) Bromodichloromethane	6.37	83	206444	50.290	µg/l	98
48) Methyl methacrylate	6.71	41	80504	55.929	µg/l	91
49) 1,4-Dioxane	6.70	88	11250	1128.605	µg/l	90
51) 4-Methyl-2-Pentanone	8.25	43	397438	252.208	µg/l	97
52) Toluene	7.62	92	317441	50.702	µg/l	97
53) t-1,3-Dichloropropene	8.27	75	167603	51.417	µg/l	98
54) cis-1,3-Dichloropropene	7.29	75	208612	51.199	µg/l	99
55) 1,1,2-Trichloroethane	8.48	97	95610	53.777	µg/l	97
56) Ethyl methacrylate	8.61	69	106676	51.572	µg/l	99
57) 1,3-Dichloropropane	8.85	76	165308	49.605	µg/l	98
58) 2-Chloroethyl Vinyl ether	7.29	63	59836	273.016	µg/l	100
59) 2-Hexanone	9.48	43	298605	271.740	µg/l	100
60) Dibromochloromethane	8.71	129	129989	50.011	µg/l	99
61) 1,2-Dibromoethane	8.98	107	100965	49.606	µg/l	92
64) Tetrachloroethene	8.15	164	127396	49.632	µg/l	95
65) Chlorobenzene	9.79	112	349712	50.383	µg/l	100
66) 1,1,1,2-Tetrachloroethane	9.92	131	132886	48.059	µg/l	100
67) Ethyl Benzene	9.89	91	620038	48.893	µg/l	98
68) m/p-Xylenes	10.12	106	442787	97.077	µg/l	99
69) o-Xylene	10.70	106	255293	51.642	µg/l	92
70) Styrene	10.78	104	326281	48.218	µg/l	98
71) Bromoform	10.76	173	65571	52.779	µg/l #	97
73) Isopropylbenzene	11.12	105	679576	51.760	µg/l	99
74) N-amyl acetate	11.36	43	177202	57.076	µg/l	97
75) 1,1,2,2-Tetrachloroethane	11.69	83	119074	50.908	µg/l	99
76) 1,2,3-Trichloropropane	11.79	75	84125	50.055	µg/l	99
77) Bromobenzene	11.49	156	149346	53.861	µg/l	99
78) n-propylbenzene	11.59	91	771393	48.001	µg/l	97
79) 2-Chlorotoluene	11.71	91	446928	49.061	µg/l	98
80) 1,3,5-Trimethylbenzene	11.82	105	550404	51.946	µg/l	97
81) trans-1,4-Dichloro-2-buten	11.87	75	52960	72.488	µg/l	98
82) 4-Chlorotoluene	11.90	91	463787	50.452	µg/l	95
83) tert-Butylbenzene	12.12	119	569405	51.921	µg/l	98
84) 1,2,4-Trimethylbenzene	12.20	105	544884	49.925	µg/l	99
85) sec-Butylbenzene	12.30	105	778946	52.302	µg/l	100
86) p-Isopropyltoluene	12.46	119	617916	50.542	µg/l	99
87) 1,3-Dichlorobenzene	12.47	146	266940	48.243	µg/l	98
88) 1,4-Dichlorobenzene	12.56	146	268196	51.185	µg/l	99
89) n-Butylbenzene	12.83	91	641834	50.905	µg/l	97
90) Hexachloroethane	12.91	117	153483	53.257	µg/l	98
91) 1,2-Dichlorobenzene	12.93	146	255105	49.181	µg/l	96
92) 1,2-Dibromo-3-Chloropropan	13.64	75	22346	53.864	µg/l	94

Data Path : Z:\VOASRV\HPCHEM1\MSVOA F\DATA\VF011619\
 Data File : VF061413.D
 Acq On : 16 Jan 2019 15:35
 Operator : VA/AP
 Sample : VSTDCCC050
 Misc : 5.00µ/5mL/MSVOA-F/SOIL
 ALS Vial : 23 Sample Multiplier: 1

Instrument :
 MSVOA_F
 ClientSampleId :
 VSTDCCC050

Quant Time: Jan 17 02:53:40 2019
 Quant Method : Z:\VOASRV\HPCHEM1\MSVOA_F\METHODS\82F011519S.M
 Quant Title : SW846 8260
 QLast Update : Wed Jan 16 04:51:59 2019
 Response via : Initial Calibration

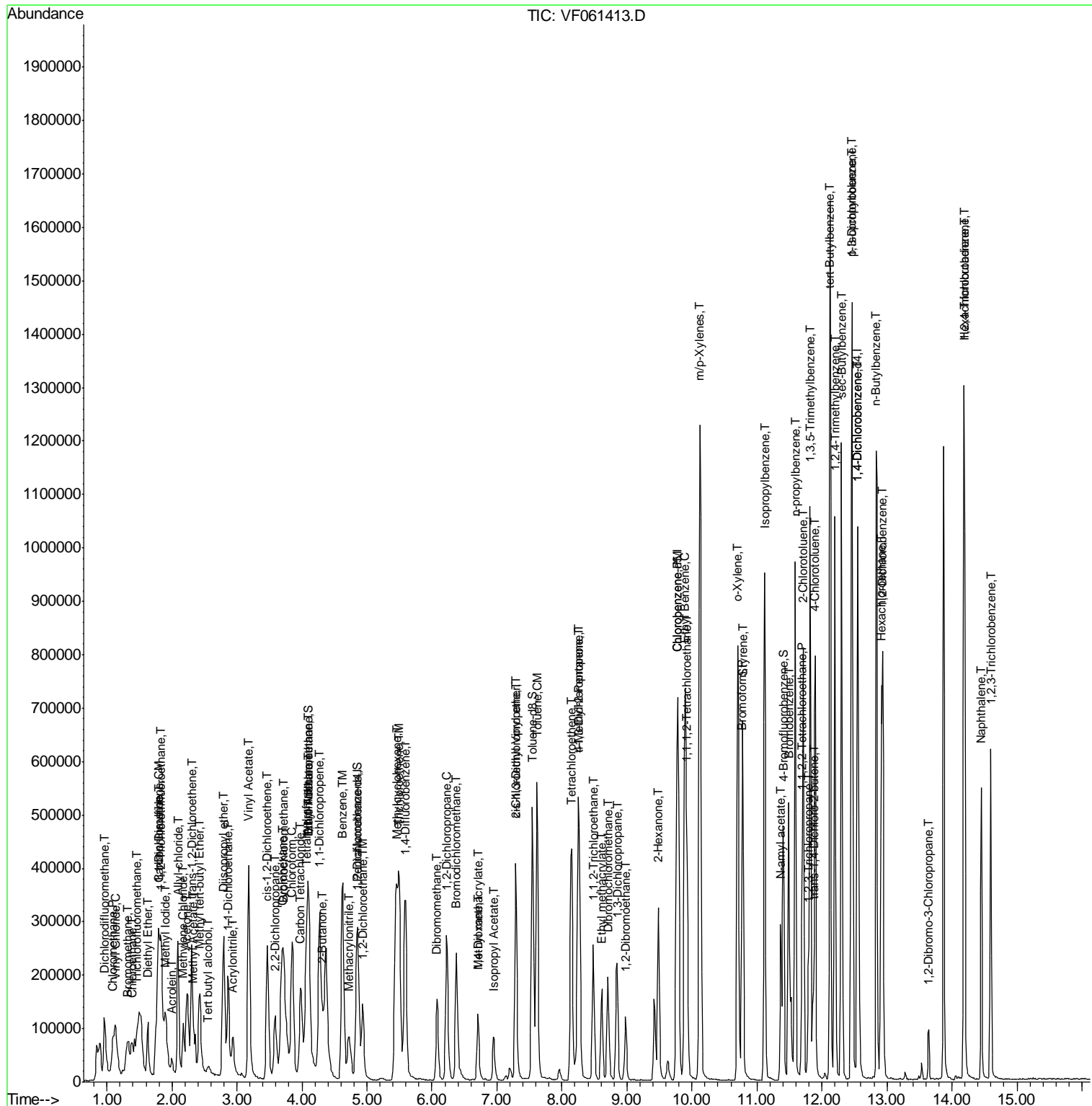
Internal Standards	R.T.	QIon	Response	Conc	Units	Dev(Min)
93) 1,2,4-Trichlorobenzene	14.20	180	186439	51.309	µg/l	99
94) Hexachlorobutadiene	14.19	225	120263	53.337	µg/l	98
95) Naphthalene	14.45	128	367488	53.231	µg/l	99
96) 1,2,3-Trichlorobenzene	14.60	180	174923	52.003	µg/l	97

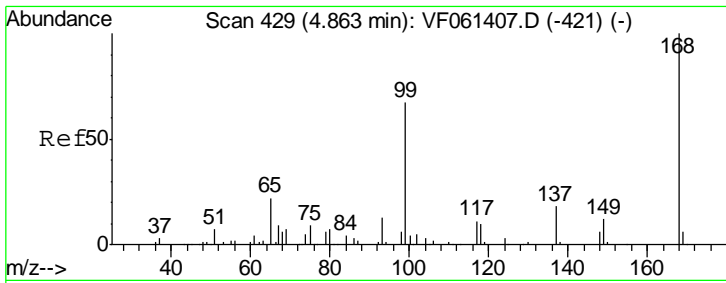
(#) = qualifier out of range (m) = manual integration (+) = signals summed

Data Path : Z:\VOASRV\HPCHEM1\MSVOA F\DATA\VF011619\
 Data File : VF061413.D
 Acq On : 16 Jan 2019 15:35
 Operator : VA/AP
 Sample : VSTDCCC050
 Misc : 5.00µ/5mL/MSVOA-F/SOIL
 ALS Vial : 23 Sample Multiplier: 1

Instrument :
 MSVOA_F
 Client Sample Id :
 VSTDCCC050

Quant Time: Jan 17 02:53:40 2019
 Quant Method : Z:\VOASRV\HPCHEM1\MSVOA_F\METHODS\82F011519S.M
 Quant Title : SW846 8260
 QLast Update : Wed Jan 16 04:51:59 2019
 Response via : Initial Calibration

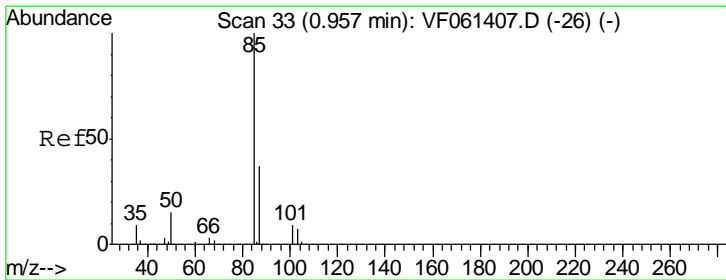
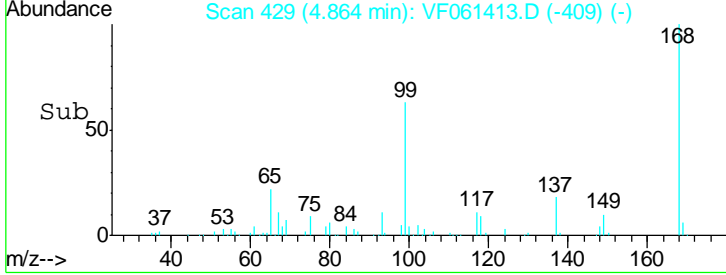
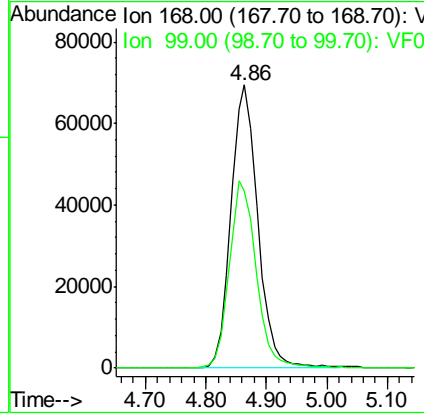
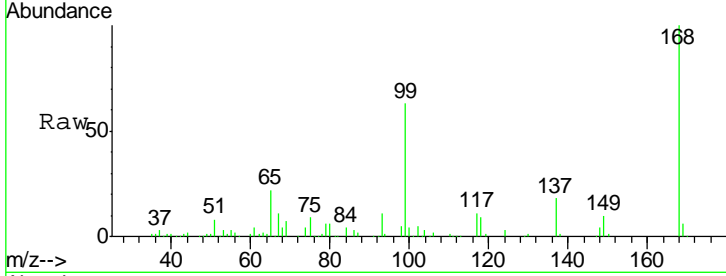




#1
 Pentafluorobenzene
 Concen: 50.000 ug/l
 RT: 4.86 min Scan# 429
 Delta R.T. 0.00 min
 Lab File: VF061413.D
 Acq: 16 Jan 2019 15:35

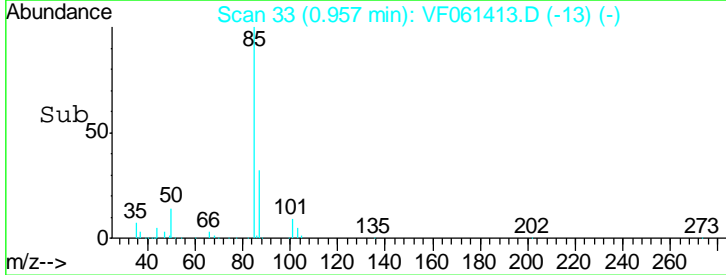
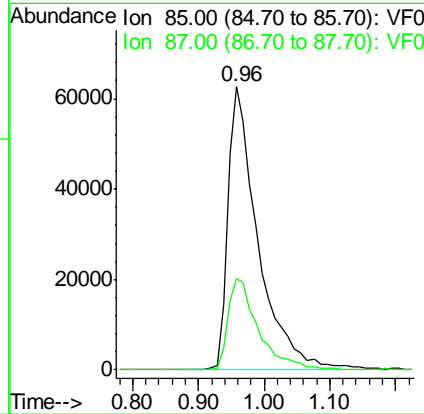
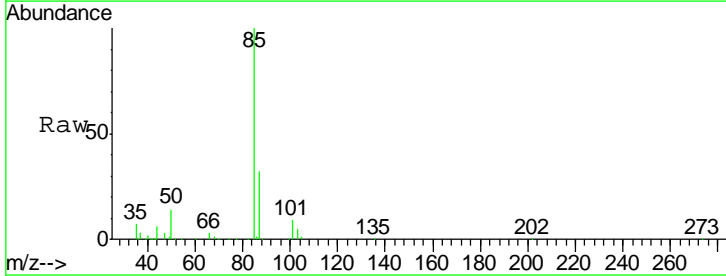
Instrument : MSVOA_F
 ClientSampleId : VSTDCCC050

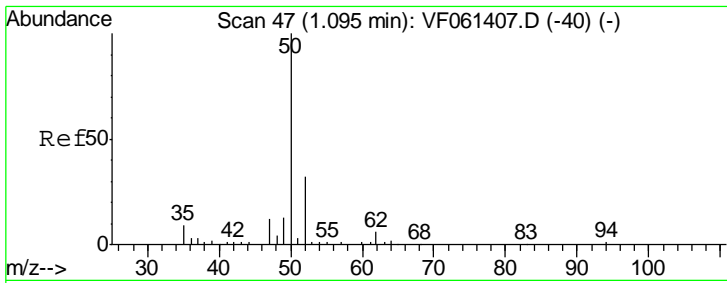
Tgt Ion: 168 Resp: 214450
 Ion Ratio Lower Upper
 168 100
 99 62.7 53.5 80.3



#2
 Dichlorodifluoromethane
 Concen: 47.459 ug/l
 RT: 0.96 min Scan# 33
 Delta R.T. 0.00 min
 Lab File: VF061413.D
 Acq: 16 Jan 2019 15:35

Tgt Ion: 85 Resp: 199975
 Ion Ratio Lower Upper
 85 100
 87 32.5 18.4 55.0

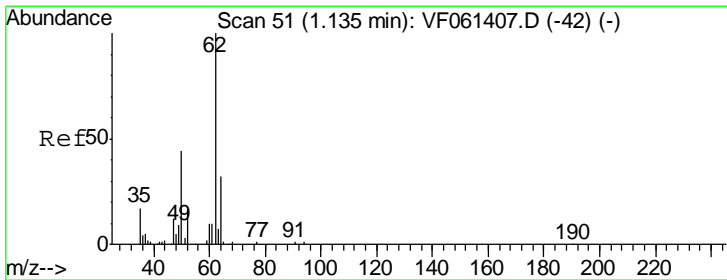
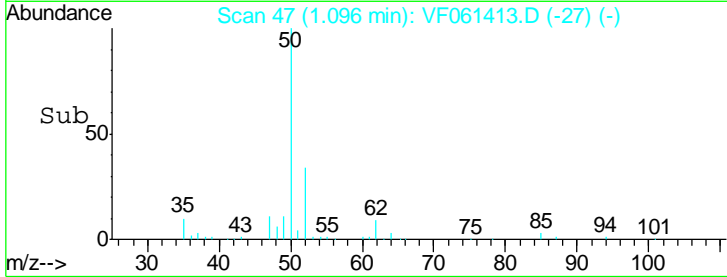
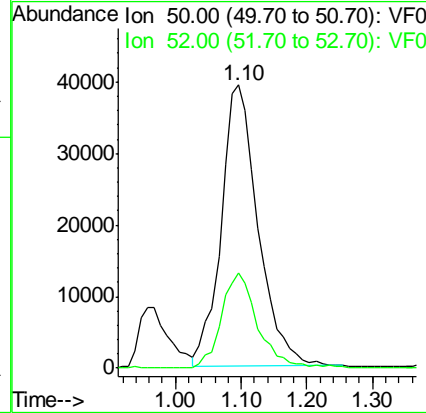
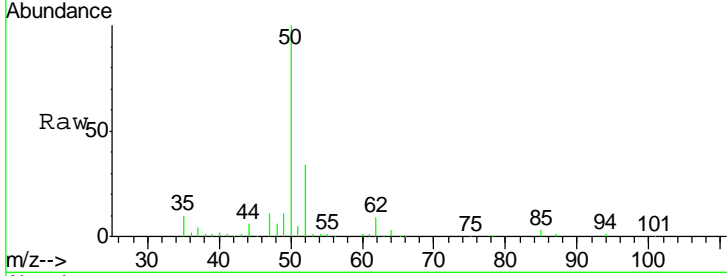




#3
 Chloromethane
 Concen: 49.726 ug/l
 RT: 1.10 min Scan# 47
 Delta R.T. 0.00 min
 Lab File: VF061413.D
 Acq: 16 Jan 2019 15:35

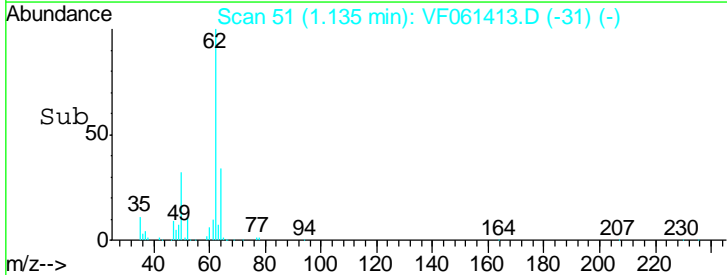
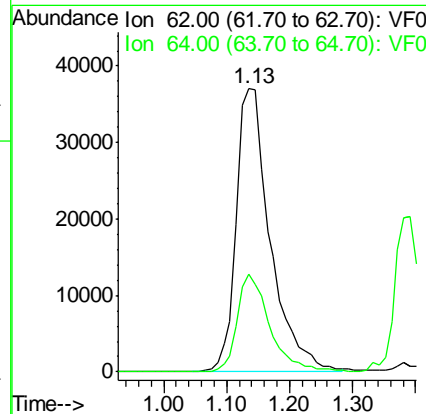
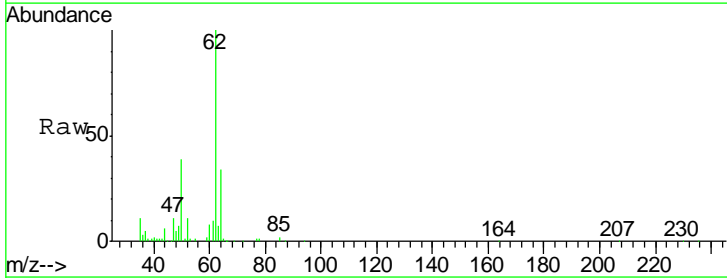
Instrument :
 MSVOA_F
 ClientSampled :
 VSTDCCC050

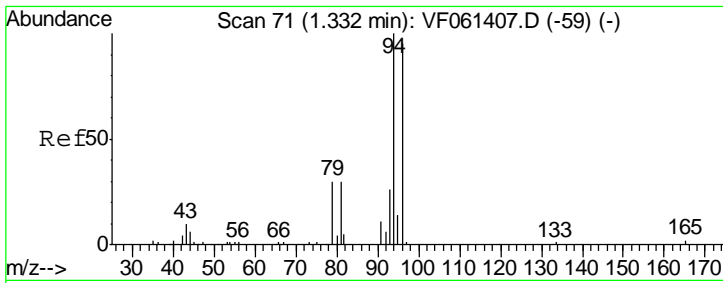
Tgt Ion: 50 Resp: 153632
 Ion Ratio Lower Upper
 50 100
 52 33.7 24.6 36.8



#4
 Vinyl Chloride
 Concen: 50.295 ug/l
 RT: 1.13 min Scan# 51
 Delta R.T. 0.00 min
 Lab File: VF061413.D
 Acq: 16 Jan 2019 15:35

Tgt Ion: 62 Resp: 138227
 Ion Ratio Lower Upper
 62 100
 64 34.4 25.6 38.4

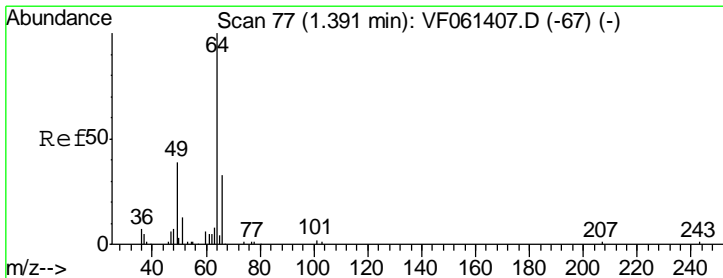
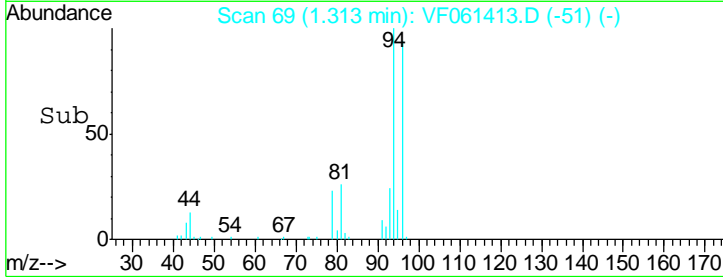
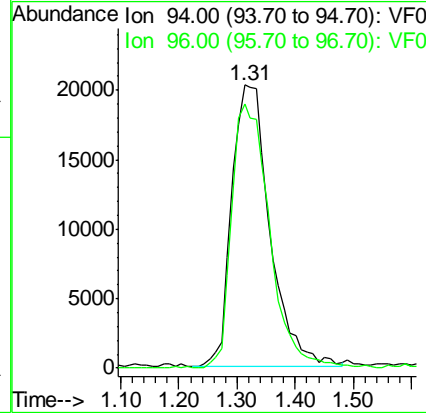
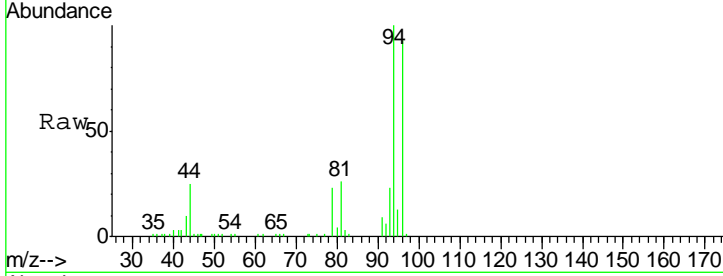




#5
 Bromomethane
 Concen: 51.599 ug/l
 RT: 1.31 min Scan# 69
 Delta R.T. -0.02 min
 Lab File: VF061413.D
 Acq: 16 Jan 2019 15:35

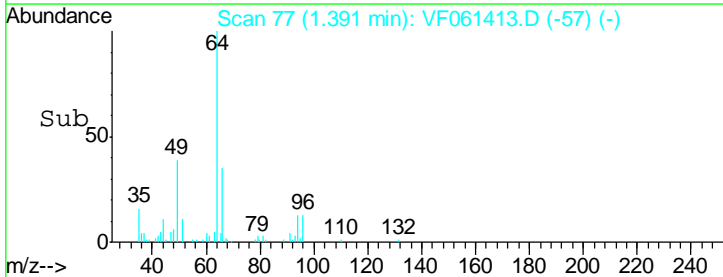
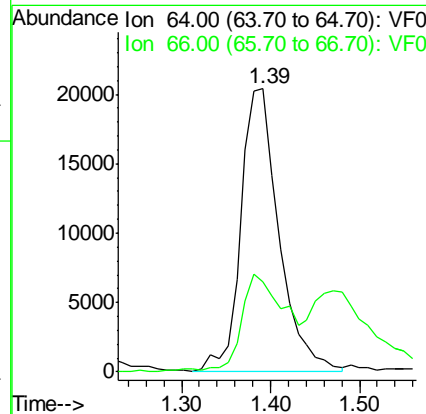
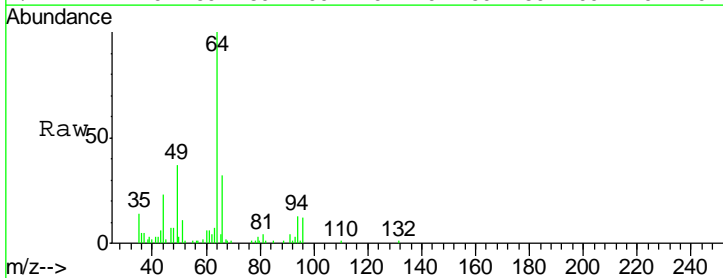
Instrument :
 MSVOA_F
 ClientSampleId :
 VSTDCCC050

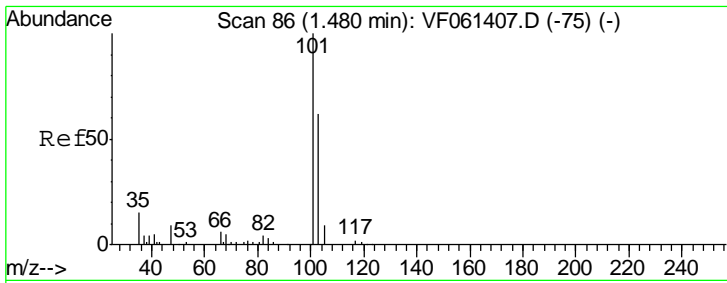
Tgt Ion: 94 Resp: 92474
 Ion Ratio Lower Upper
 94 100
 96 93.4 76.0 114.0



#6
 Chloroethane
 Concen: 49.954 ug/l
 RT: 1.39 min Scan# 77
 Delta R.T. 0.00 min
 Lab File: VF061413.D
 Acq: 16 Jan 2019 15:35

Tgt Ion: 64 Resp: 60834
 Ion Ratio Lower Upper
 64 100
 66 31.7 26.6 40.0

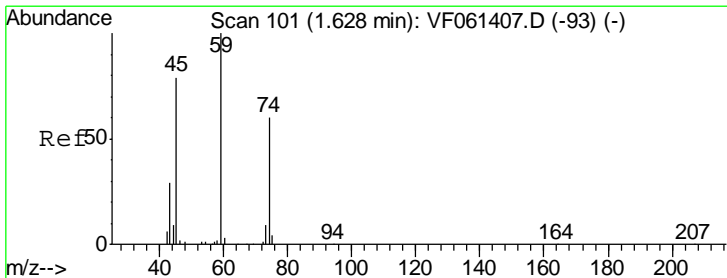
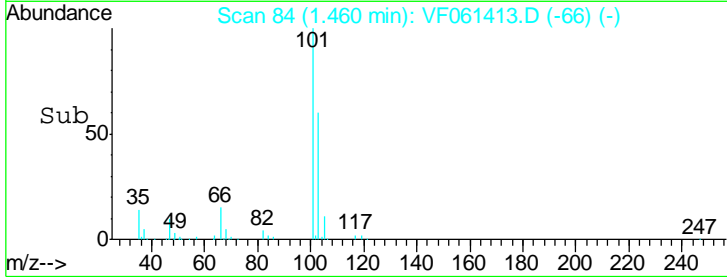
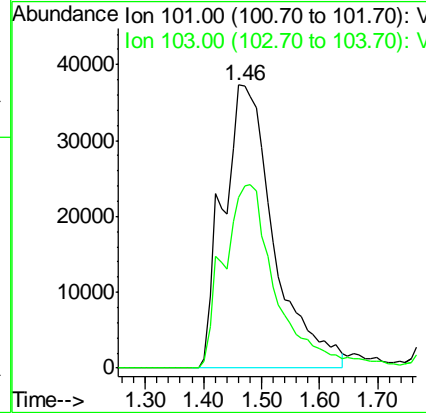
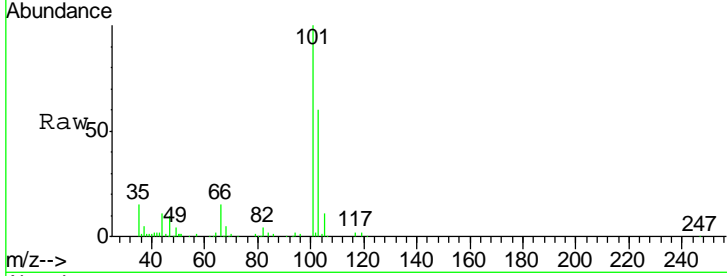




#7
 Trichlorofluoromethane
 Concen: 42.558 ug/l
 RT: 1.46 min Scan# 84
 Delta R.T. -0.02 min
 Lab File: VF061413.D
 Acq: 16 Jan 2019 15:35

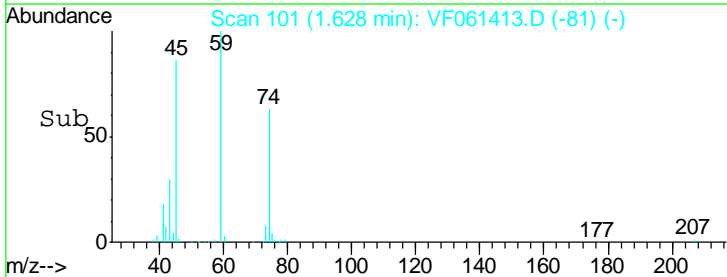
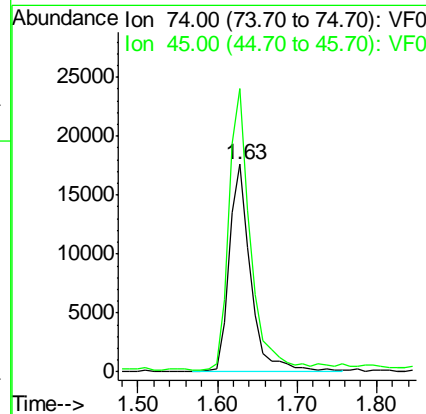
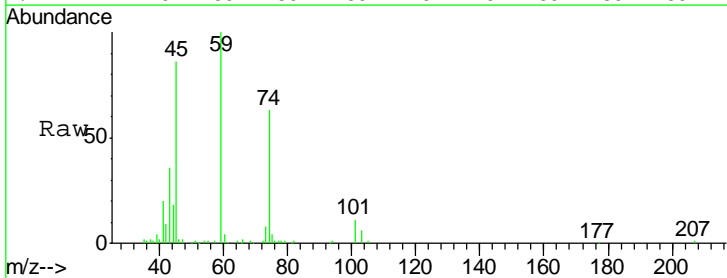
Instrument : MSVOA_F
 ClientSampleId : VSTDCCC050

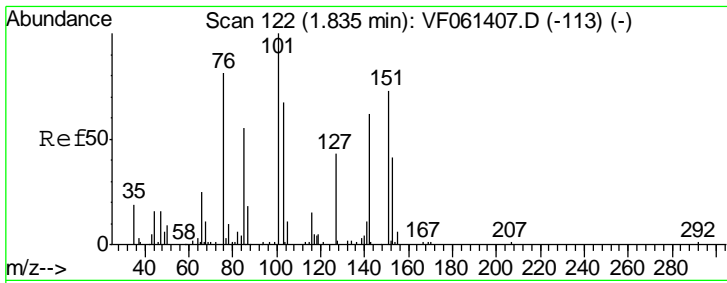
Tgt Ion	Resp	Lower	Upper
101	227383		
103	60.4	49.7	74.5



#8
 Diethyl Ether
 Concen: 49.212 ug/l
 RT: 1.63 min Scan# 101
 Delta R.T. 0.00 min
 Lab File: VF061413.D
 Acq: 16 Jan 2019 15:35

Tgt Ion	Resp	Lower	Upper
74	33691		
45	136.2	65.8	197.5

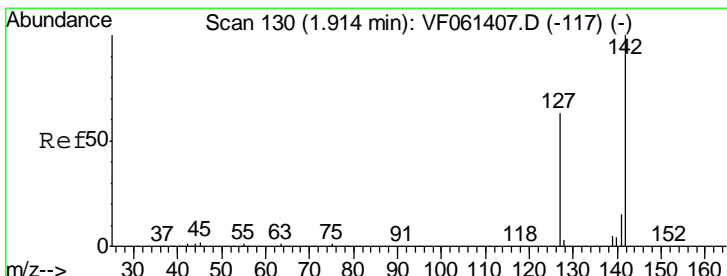
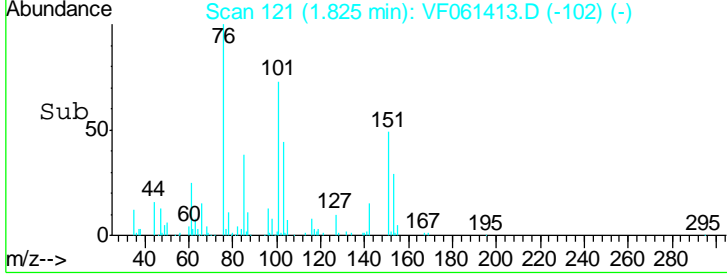
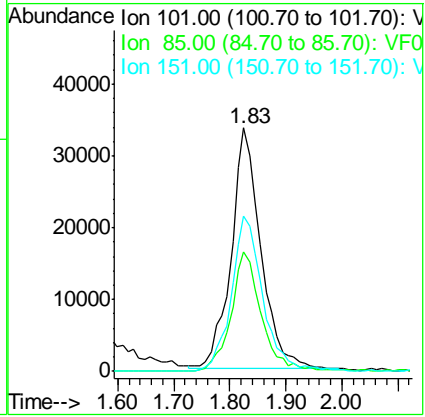
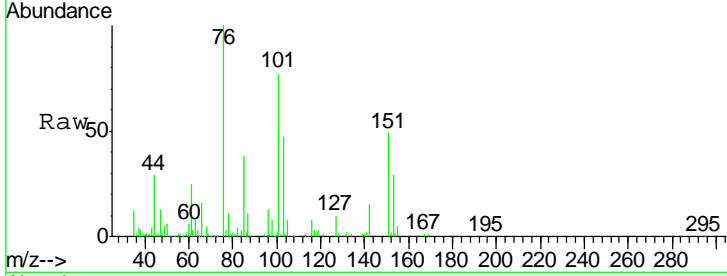




#9
 1,1,2-Trichlorotrifluoroethane
 Concen: 48.378 ug/l
 RT: 1.83 min Scan# 121
 Delta R.T. -0.01 min
 Lab File: VF061413.D
 Acq: 16 Jan 2019 15:35

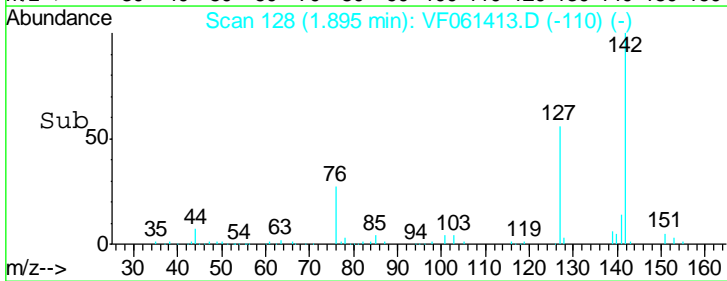
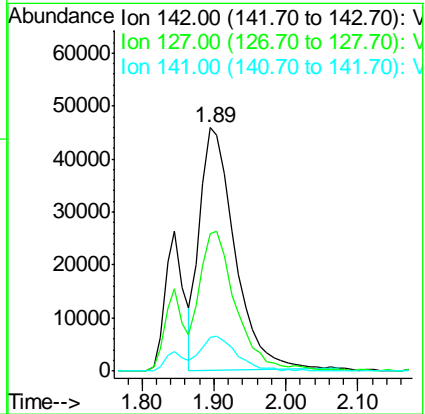
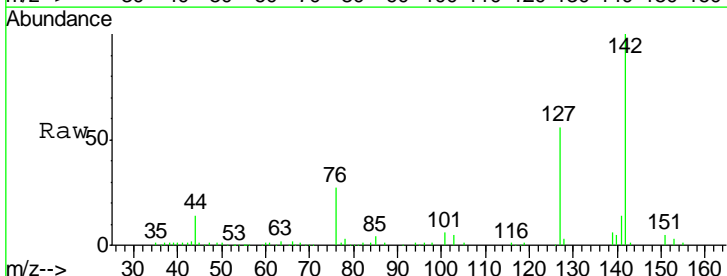
Instrument :
 MSVOA_F
ClientSampled :
 VSTDCCC050

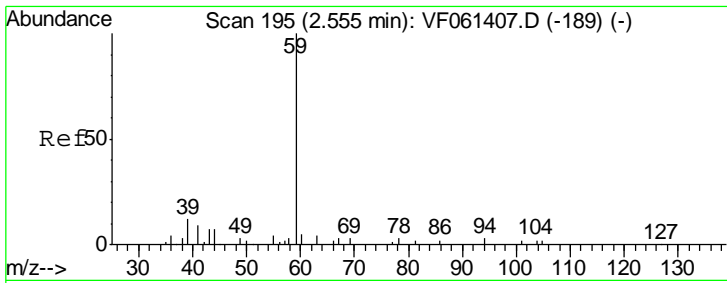
Tgt Ion	Resp	Lower	Upper
101	124199		
85	49.2	41.9	62.9
151	63.6	55.1	82.7



#10
 Methyl Iodide
 Concen: 38.813 ug/l
 RT: 1.89 min Scan# 128
 Delta R.T. -0.02 min
 Lab File: VF061413.D
 Acq: 16 Jan 2019 15:35

Tgt Ion	Resp	Lower	Upper
142	154473		
127	56.3	50.7	76.1
141	13.8	11.8	17.6

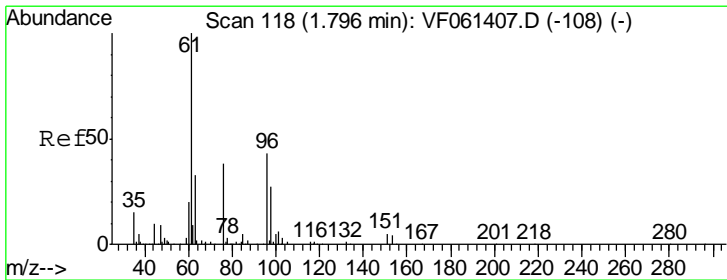
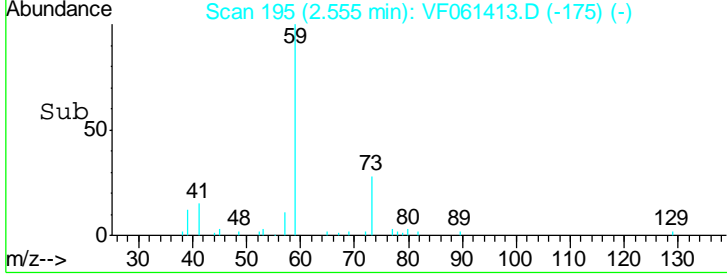
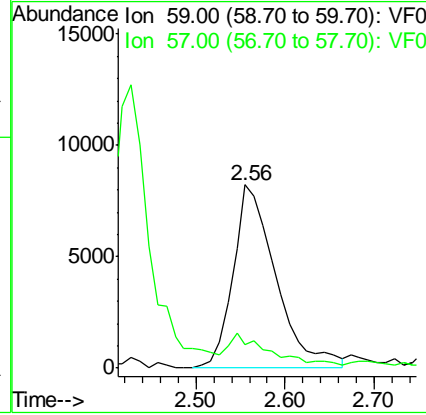
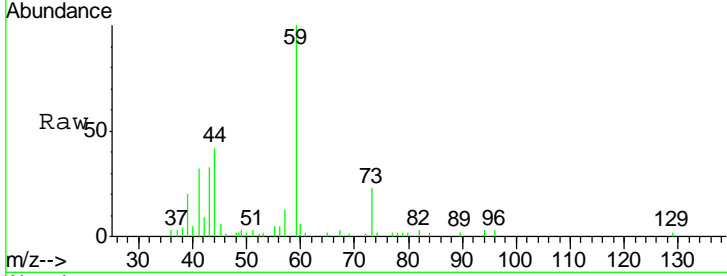




#11
 Tert butyl alcohol
 Concen: 246.630 ug/l
 RT: 2.56 min Scan# 195
 Delta R.T. 0.00 min
 Lab File: VF061413.D
 Acq: 16 Jan 2019 15:35

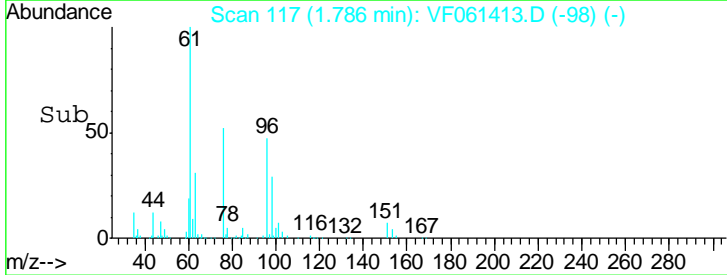
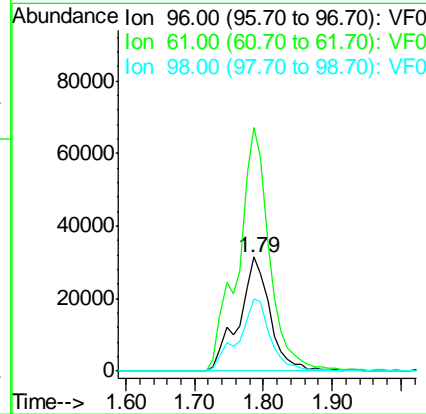
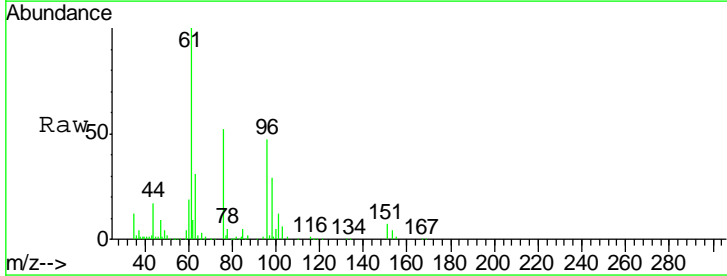
Instrument :
 MSVOA_F
 ClientSampleID :
 VSTDCCC050

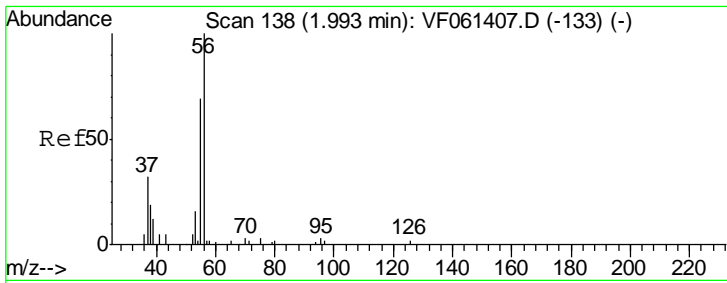
Tgt Ion	Resp	Lower	Upper
59	100		
57	13.0	11.9	17.9



#12
 1,1-Dichloroethene
 Concen: 52.290 ug/l
 RT: 1.79 min Scan# 117
 Delta R.T. -0.01 min
 Lab File: VF061413.D
 Acq: 16 Jan 2019 15:35

Tgt Ion	Resp	Lower	Upper
96	100		
61	213.4	186.9	280.3
98	62.7	53.0	79.4

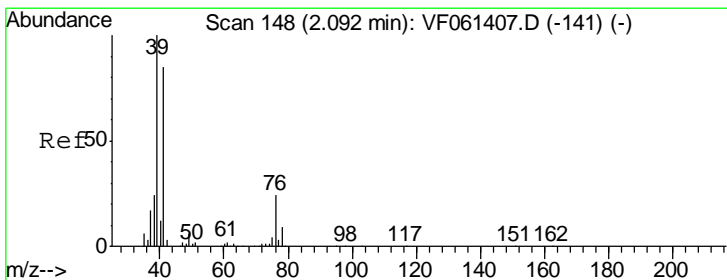
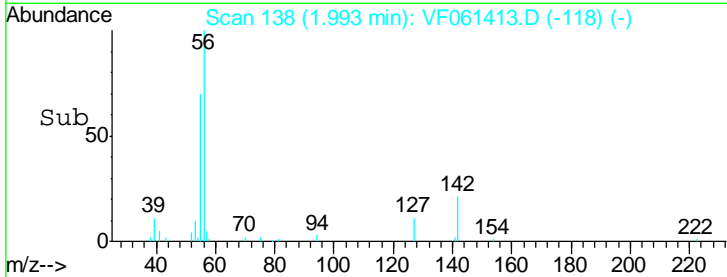
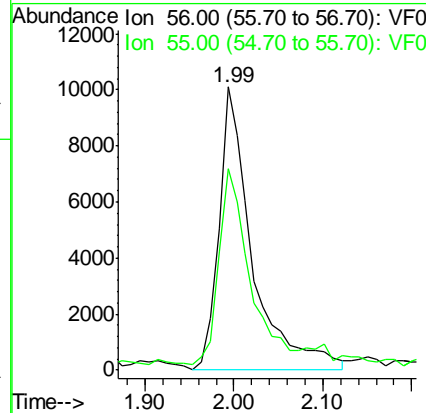
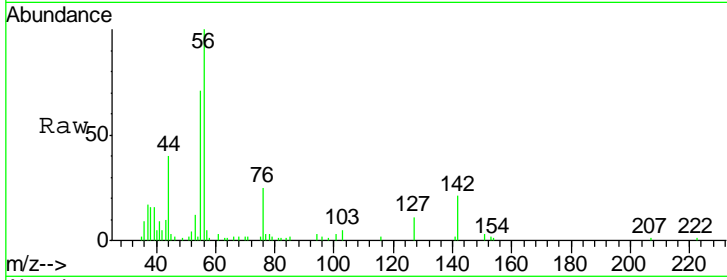




#13
 Acrolein
 Concen: 272.307 ug/l
 RT: 1.99 min Scan# 138
 Delta R.T. 0.00 min
 Lab File: VF061413.D
 Acq: 16 Jan 2019 15:35

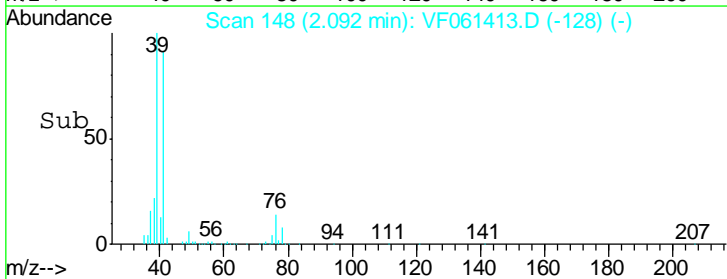
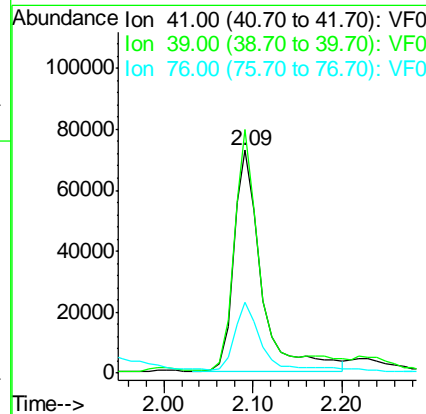
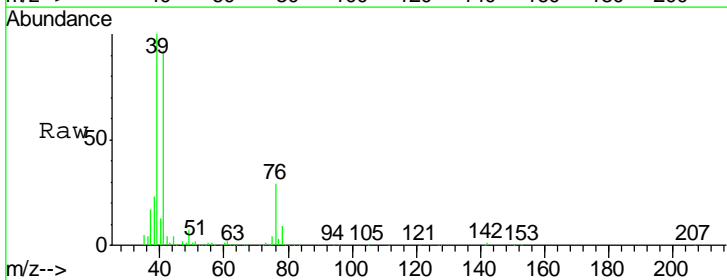
Instrument :
 MSVOA_F
 ClientSampleId :
 VSTDCCC050

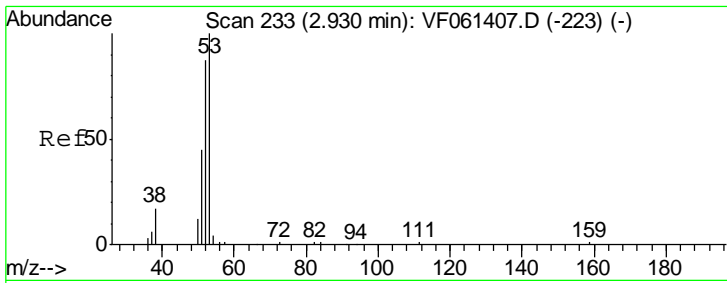
Tgt Ion	Resp	Lower	Upper
56	100		
55	71.2	57.5	86.3



#14
 Allyl chloride
 Concen: 73.360 ug/l
 RT: 2.09 min Scan# 148
 Delta R.T. 0.00 min
 Lab File: VF061413.D
 Acq: 16 Jan 2019 15:35

Tgt Ion	Resp	Lower	Upper
41	100		
39	109.2	94.6	141.8
76	31.7	25.9	38.9

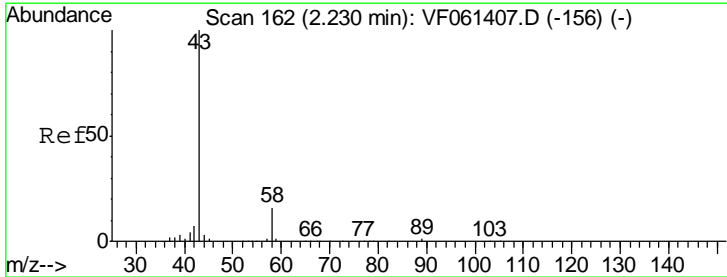
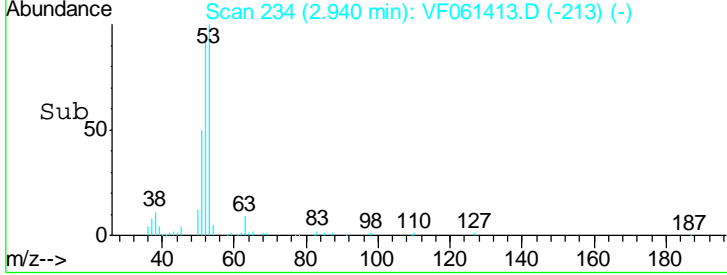
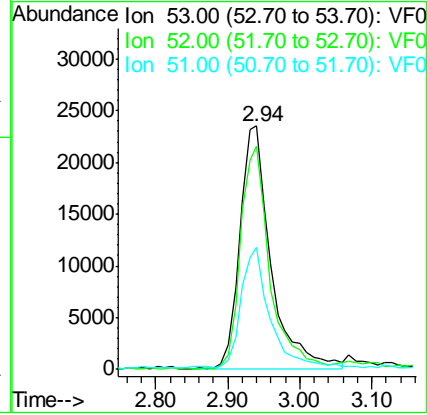
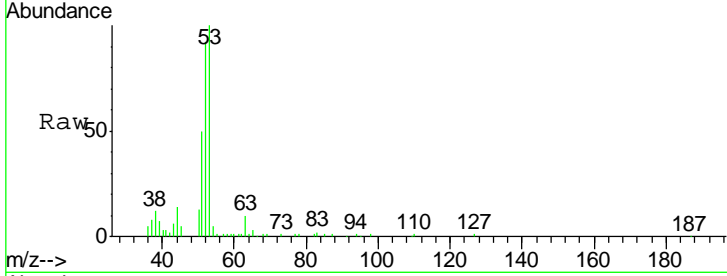




#15
 Acrylonitrile
 Concen: 248.693 ug/l
 RT: 2.94 min Scan# 234
 Delta R.T. 0.01 min
 Lab File: VF061413.D
 Acq: 16 Jan 2019 15:35

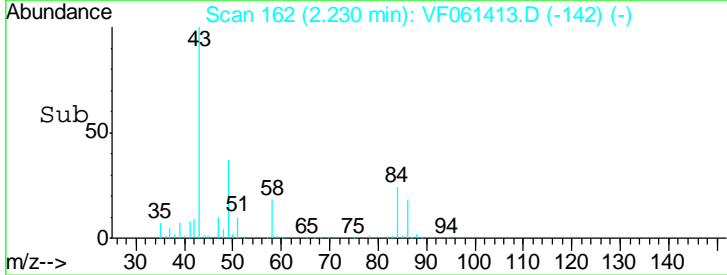
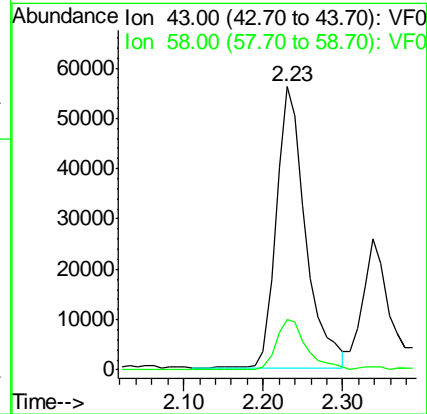
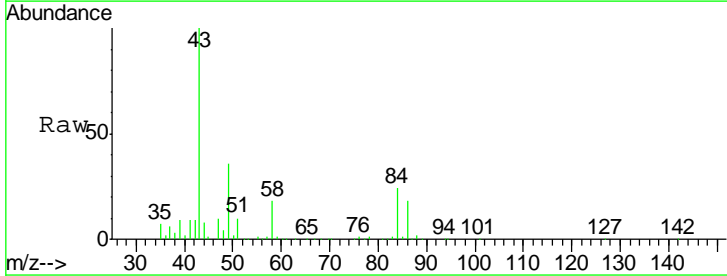
Instrument :
 MSVOA_F
ClientSampleId :
 VSTDCCC050

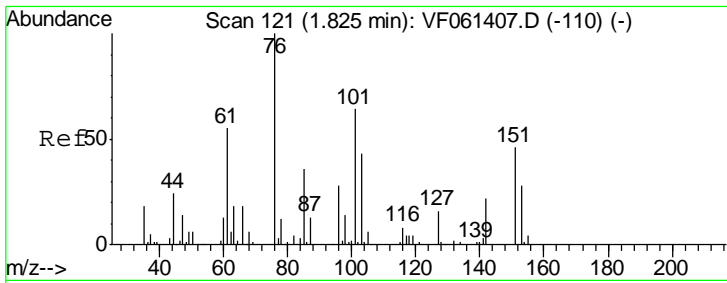
Tgt Ion	Resp	Lower	Upper
53	71392		
52	91.6	69.6	104.4
51	50.1	36.8	55.2



#16
 Acetone
 Concen: 270.424 ug/l
 RT: 2.23 min Scan# 162
 Delta R.T. 0.00 min
 Lab File: VF061413.D
 Acq: 16 Jan 2019 15:35

Tgt Ion	Resp	Lower	Upper
43	143636		
58	17.6	13.3	19.9

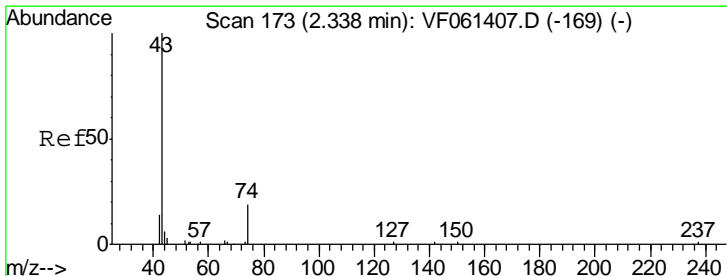
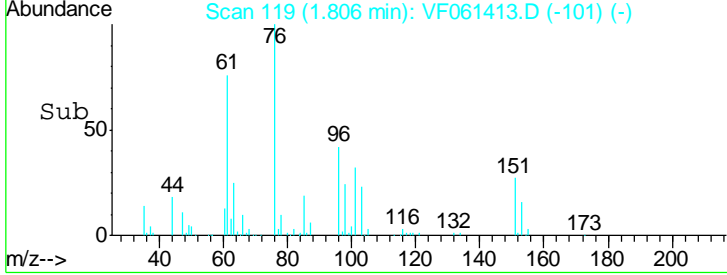
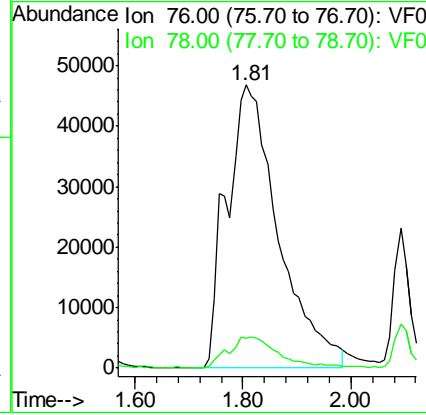
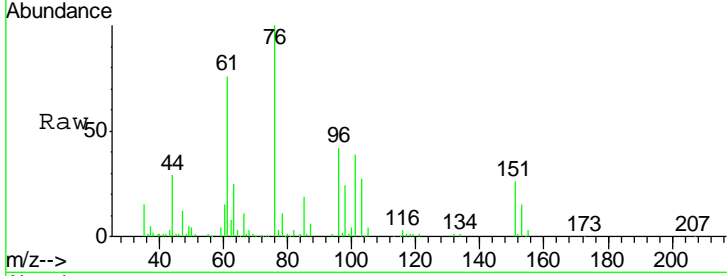




#17
 Carbon Disulfide
 Concen: 52.793 ug/l
 RT: 1.81 min Scan# 119
 Delta R.T. -0.02 min
 Lab File: VF061413.D
 Acq: 16 Jan 2019 15:35

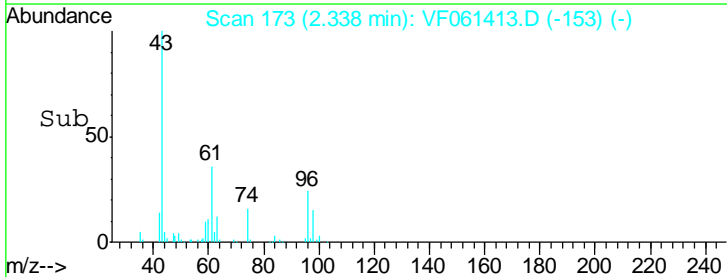
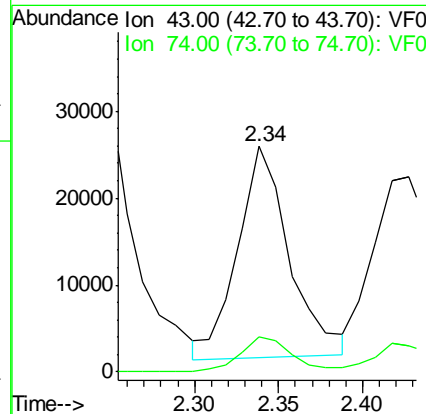
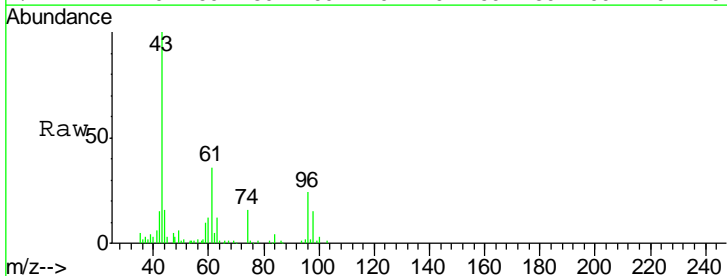
Instrument :
 MSVOA_F
ClientSampled :
 VSTDCCC050

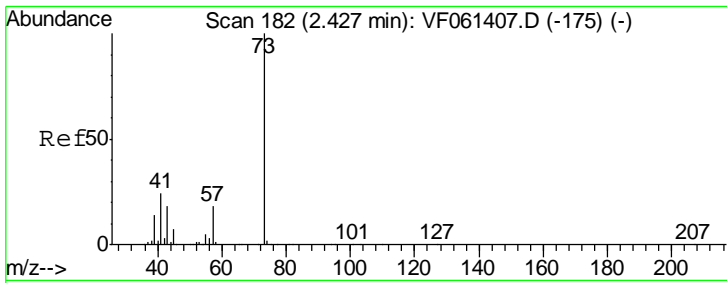
Tgt Ion: 76 Resp: 313968
 Ion Ratio Lower Upper
 76 100
 78 10.7 9.6 14.4



#18
 Methyl Acetate
 Concen: 49.414 ug/l
 RT: 2.34 min Scan# 173
 Delta R.T. 0.00 min
 Lab File: VF061413.D
 Acq: 16 Jan 2019 15:35

Tgt Ion: 43 Resp: 52051
 Ion Ratio Lower Upper
 43 100
 74 15.7 13.4 20.0

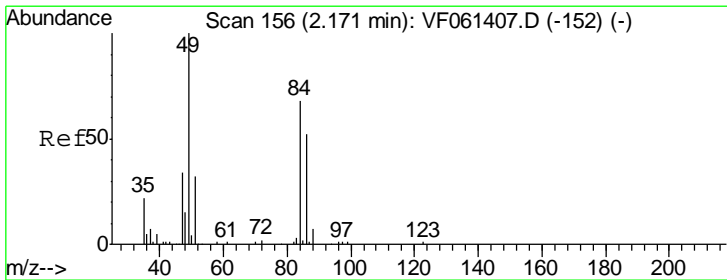
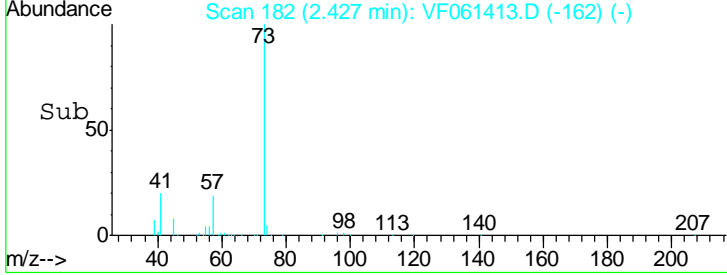
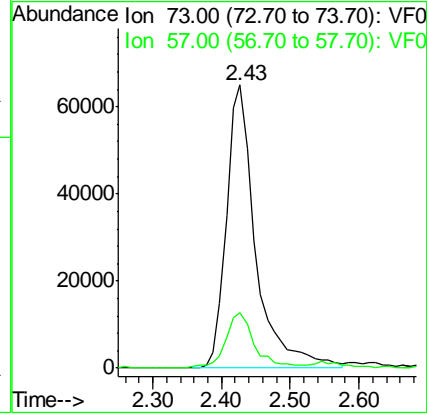
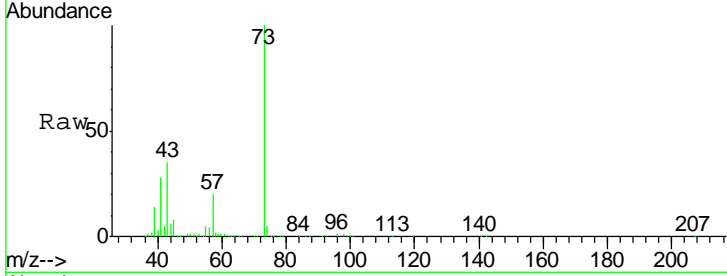




#19
 Methyl tert-butyl Ether
 Concen: 44.922 ug/l
 RT: 2.43 min Scan# 182
 Delta R.T. 0.00 min
 Lab File: VF061413.D
 Acq: 16 Jan 2019 15:35

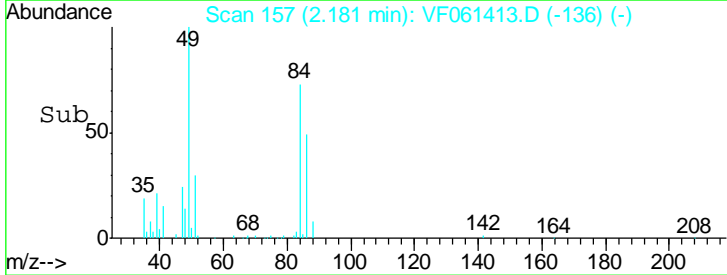
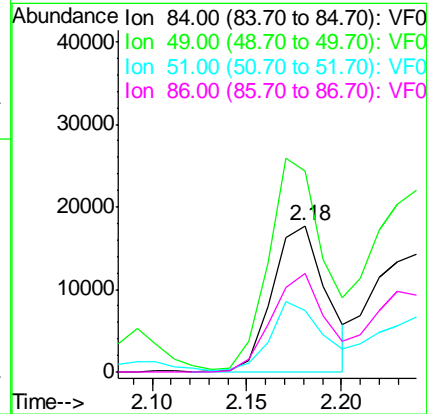
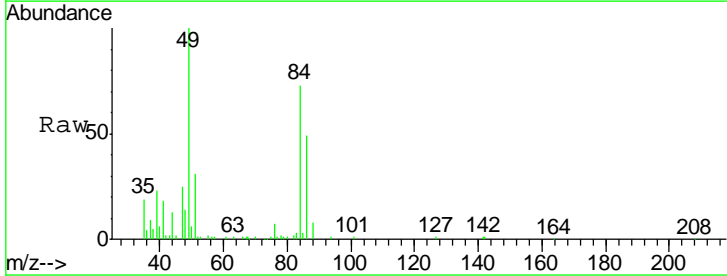
Instrument :
 MSVOA_F
 ClientSampleId :
 VSTDCCC050

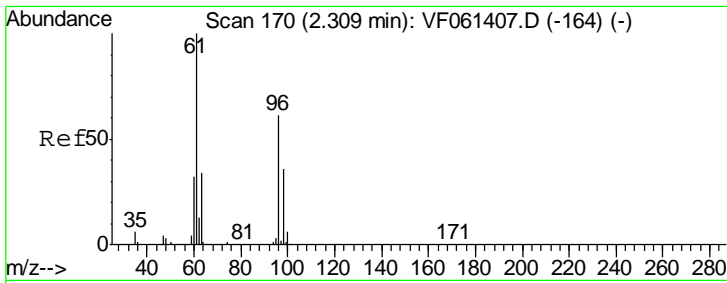
Tgt Ion	Resp	Lower	Upper
73	192070		
57	19.6	14.8	22.2



#20
 Methylene Chloride
 Concen: 18.520 ug/l
 RT: 2.18 min Scan# 157
 Delta R.T. 0.01 min
 Lab File: VF061413.D
 Acq: 16 Jan 2019 15:35

Tgt Ion	Resp	Lower	Upper
84	35386		
49	137.0	120.0	180.0
51	41.8	38.6	58.0
86	67.1	61.0	91.6

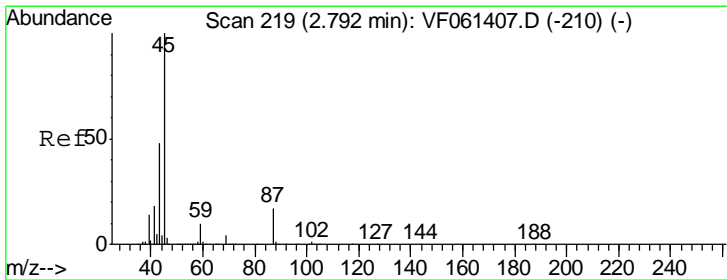
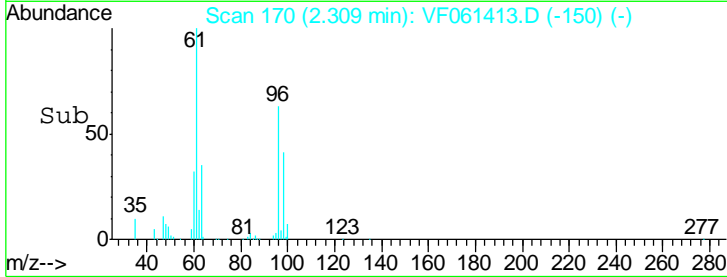
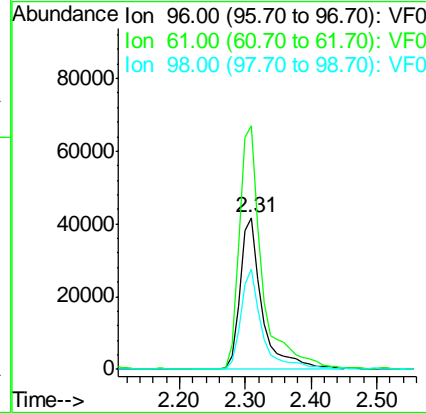
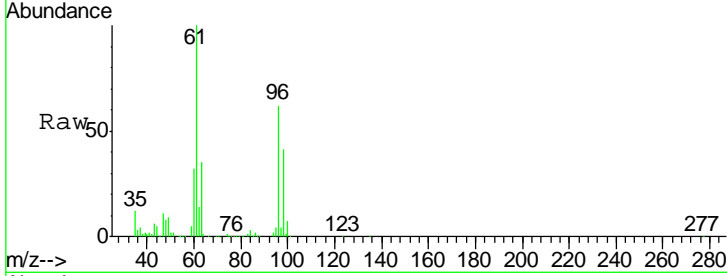




#21
 trans-1,2-Dichloroethene
 Concen: 46.818 ug/l
 RT: 2.31 min Scan# 170
 Delta R.T. 0.00 min
 Lab File: VF061413.D
 Acq: 16 Jan 2019 15:35

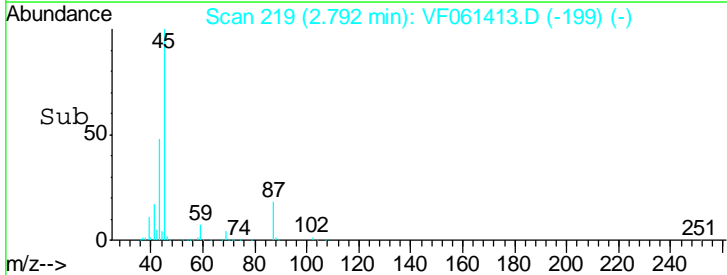
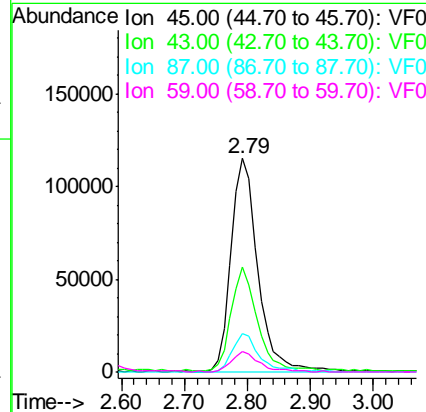
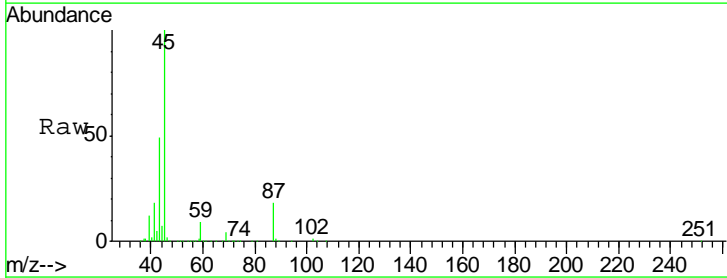
Instrument :
 MSVOA_F
 ClientSampleId :
 VSTDCCC050

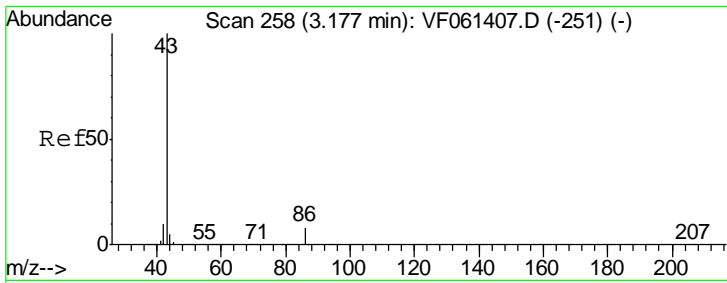
Tgt Ion	Resp	Lower	Upper
96	98247		
61	160.3	131.8	197.8
98	65.7	47.4	71.0



#22
 Diisopropyl ether
 Concen: 49.718 ug/l
 RT: 2.79 min Scan# 219
 Delta R.T. 0.00 min
 Lab File: VF061413.D
 Acq: 16 Jan 2019 15:35

Tgt Ion	Resp	Lower	Upper
45	337458		
43	49.3	39.0	58.6
87	18.0	13.9	20.9
59	9.4	7.8	11.6

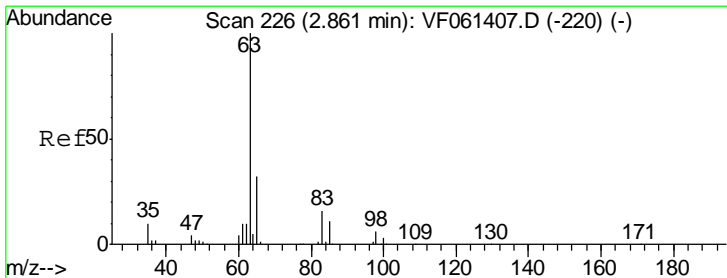
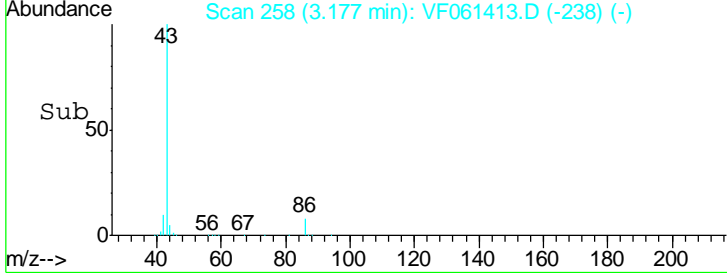
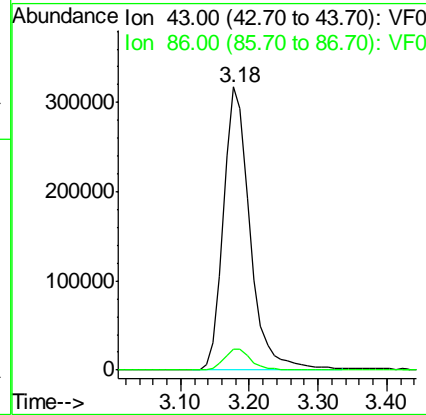
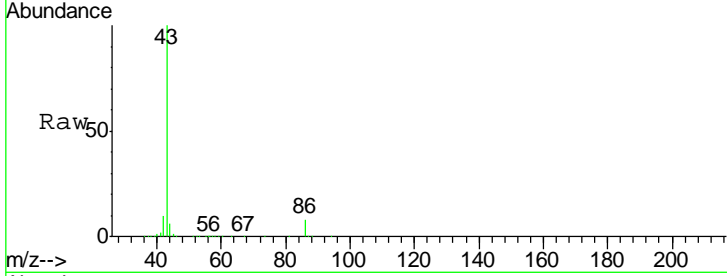




#23
 Vinyl Acetate
 Concen: 282.058 ug/l
 RT: 3.18 min Scan# 258
 Delta R.T. 0.00 min
 Lab File: VF061413.D
 Acq: 16 Jan 2019 15:35

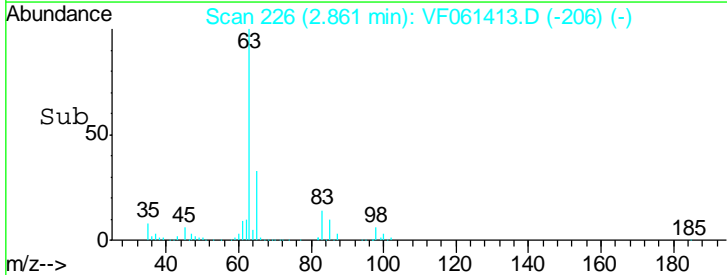
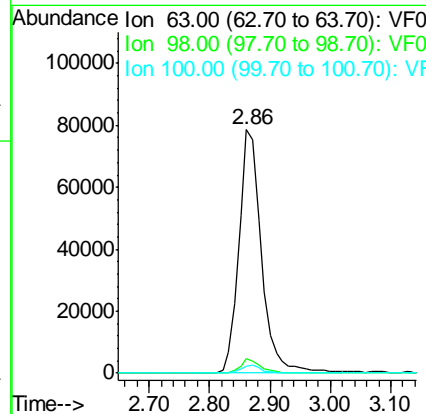
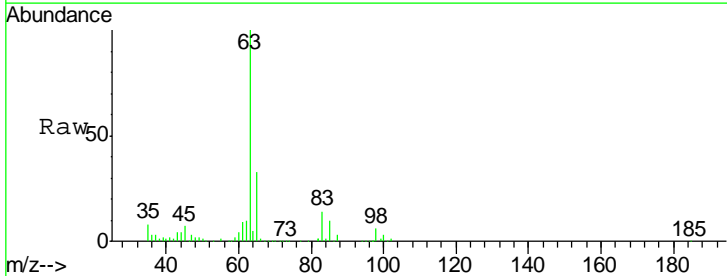
Instrument :
 MSVOA_F
 ClientSampleId :
 VSTDCCC050

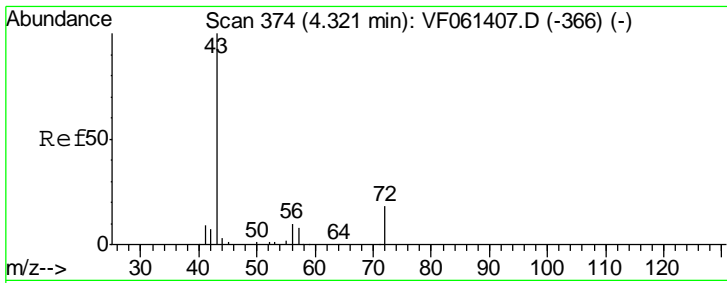
Tgt Ion	Resp	Lower	Upper
43	100		
86	7.5	6.2	9.4



#24
 1,1-Dichloroethane
 Concen: 48.098 ug/l
 RT: 2.86 min Scan# 226
 Delta R.T. 0.00 min
 Lab File: VF061413.D
 Acq: 16 Jan 2019 15:35

Tgt Ion	Resp	Lower	Upper
63	100		
98	5.9	2.9	8.8
100	2.9	1.6	4.8

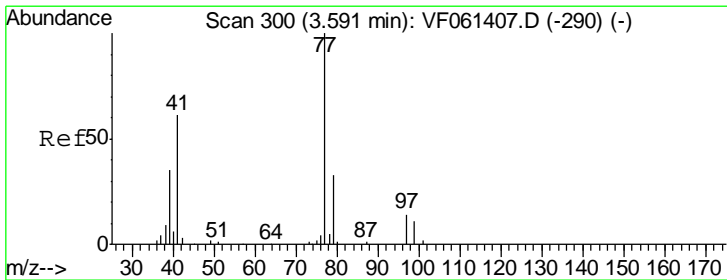
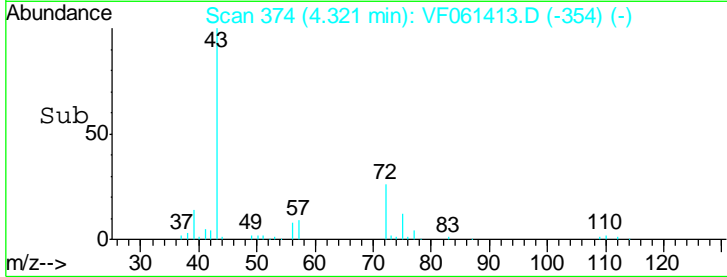
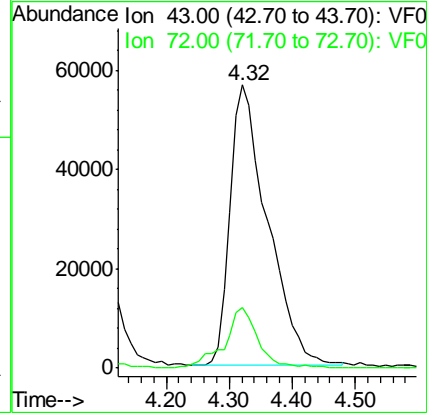
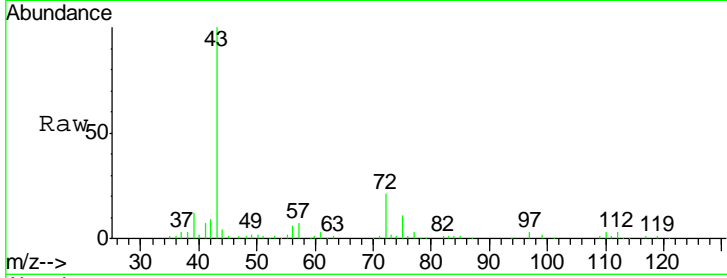




#25
 2-Butanone
 Concen: 262.565 ug/l
 RT: 4.32 min Scan# 374
 Delta R.T. 0.00 min
 Lab File: VF061413.D
 Acq: 16 Jan 2019 15:35

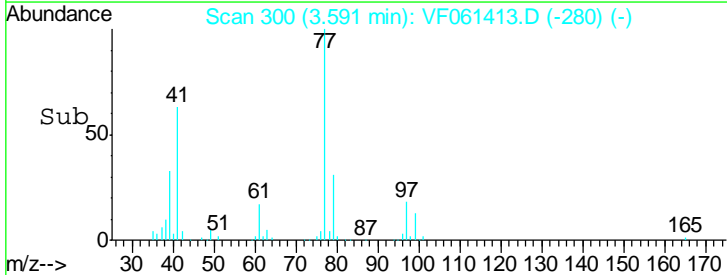
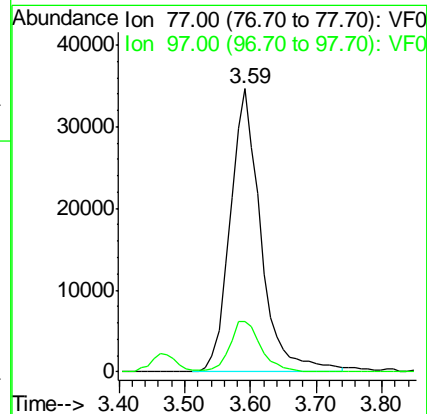
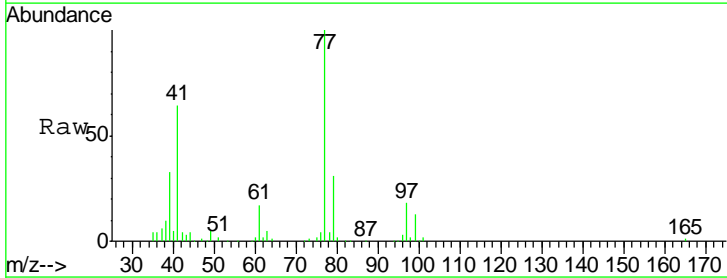
Instrument :
 MSVOA_F
 ClientSampleId :
 VSTDCCC050

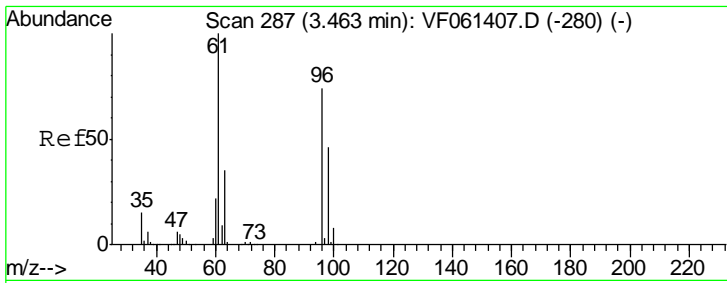
Tgt Ion: 43 Resp: 231919
 Ion Ratio Lower Upper
 43 100
 72 21.3 15.8 23.6



#26
 2,2-Dichloropropane
 Concen: 43.215 ug/l
 RT: 3.59 min Scan# 300
 Delta R.T. 0.00 min
 Lab File: VF061413.D
 Acq: 16 Jan 2019 15:35

Tgt Ion: 77 Resp: 113107
 Ion Ratio Lower Upper
 77 100
 97 18.0 8.5 25.5

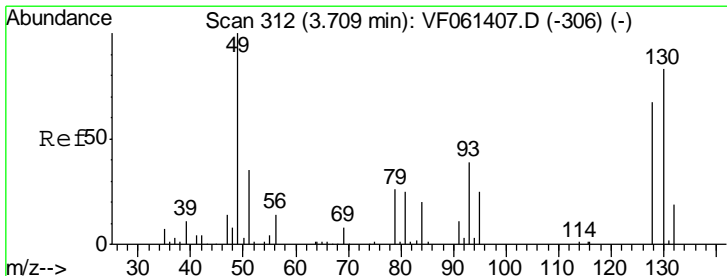
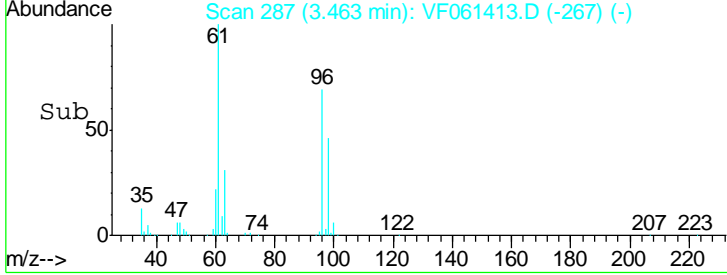
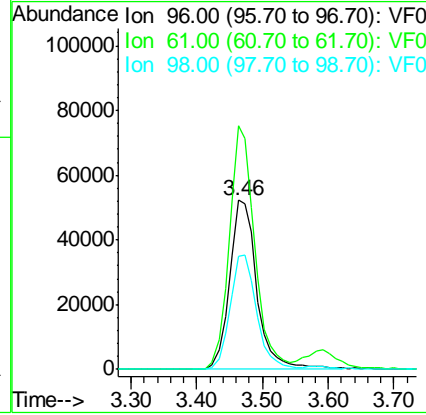
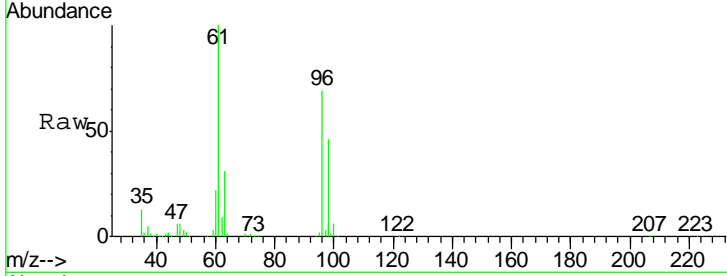




#27
 cis-1,2-Dichloroethene
 Concen: 49.123 ug/l
 RT: 3.46 min Scan# 287
 Delta R.T. 0.00 min
 Lab File: VF061413.D
 Acq: 16 Jan 2019 15:35

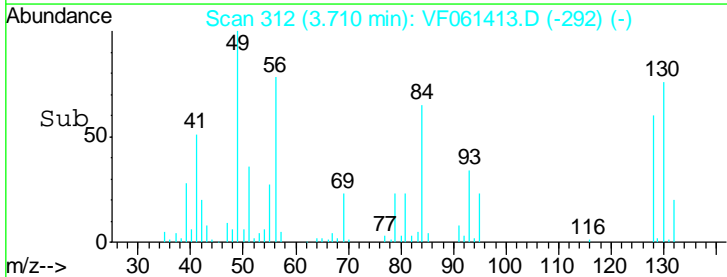
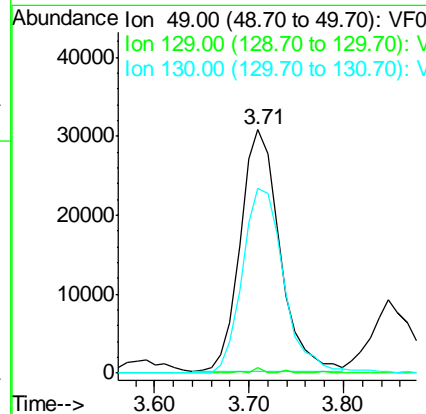
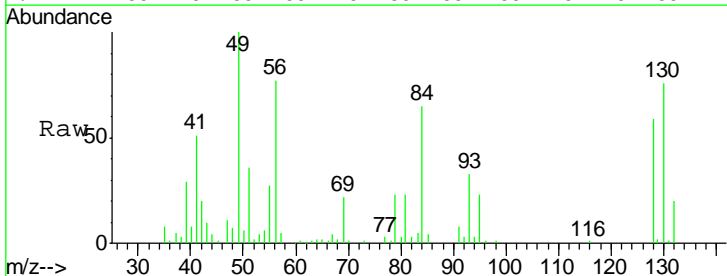
Instrument :
 MSVOA_F
ClientSampled :
 VSTDCCC050

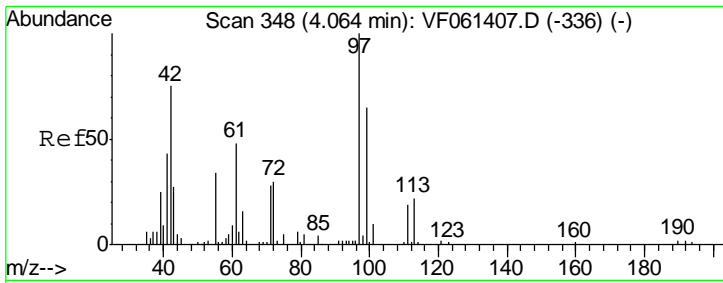
Tgt Ion	Resp	Lower	Upper
96	152169		
Ion Ratio			
96	100		
61	144.0	0.0	270.2
98	66.8	0.0	124.0



#28
 Bromochloromethane
 Concen: 46.379 ug/l
 RT: 3.71 min Scan# 312
 Delta R.T. 0.00 min
 Lab File: VF061413.D
 Acq: 16 Jan 2019 15:35

Tgt Ion	Resp	Lower	Upper
49	88811		
Ion Ratio			
49	100		
129	2.3	0.0	0.0#
130	75.7	65.4	98.2

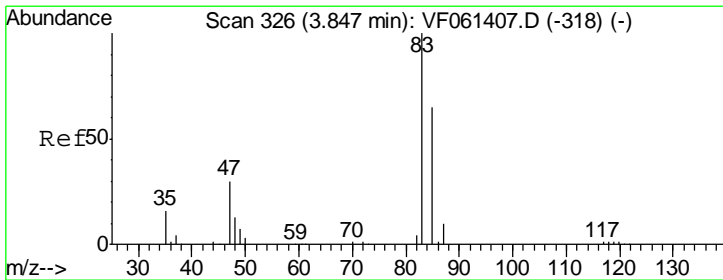
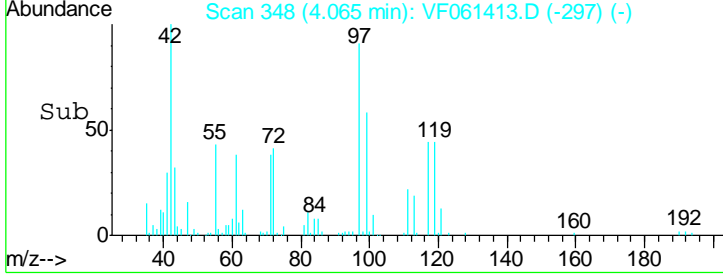
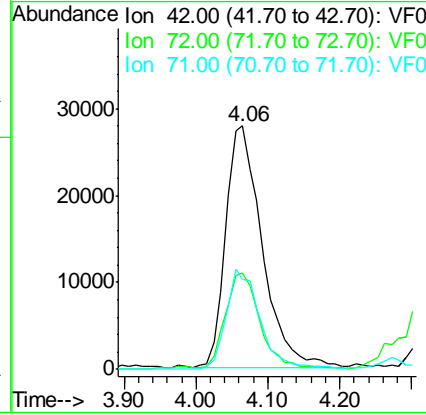
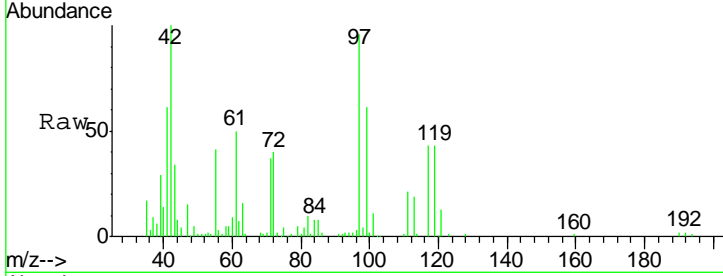




#29
 Tetrahydrofuran
 Concen: 254.922 ug/l
 RT: 4.06 min Scan# 348
 Delta R.T. 0.00 min
 Lab File: VF061413.D
 Acq: 16 Jan 2019 15:35

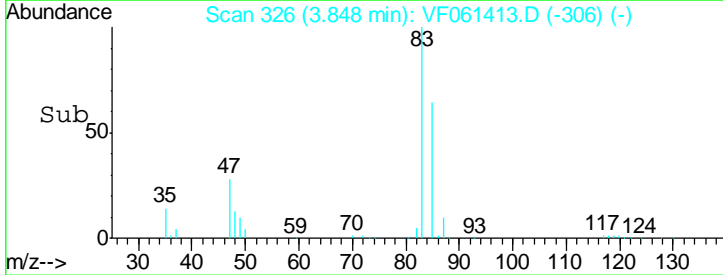
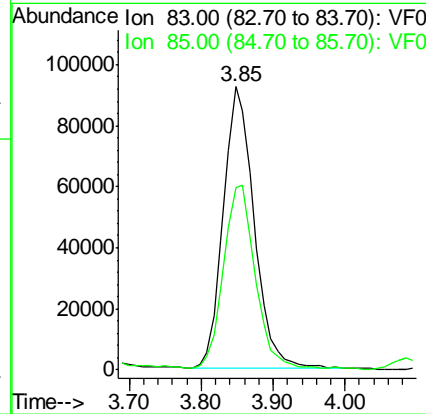
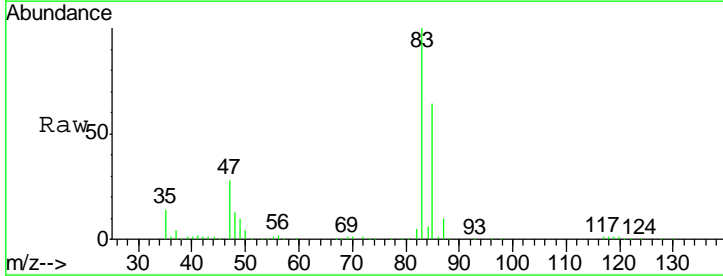
Instrument :
 MSVOA_F
 ClientSampled :
 VSTDCCC050

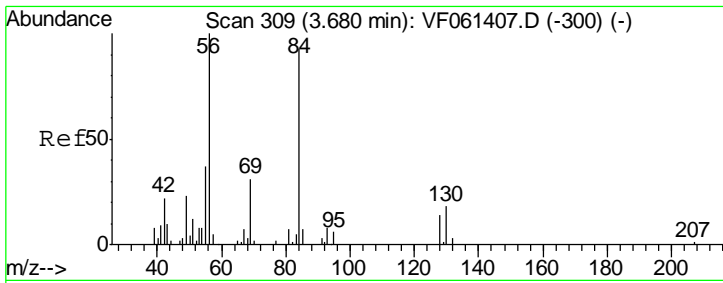
Tgt Ion	Resp	Lower	Upper
42	100		
72	38.7	28.9	43.3
71	38.6	29.6	44.4



#30
 Chloroform
 Concen: 47.217 ug/l
 RT: 3.85 min Scan# 326
 Delta R.T. 0.00 min
 Lab File: VF061413.D
 Acq: 16 Jan 2019 15:35

Tgt Ion	Resp	Lower	Upper
83	100		
85	64.5	52.7	79.1

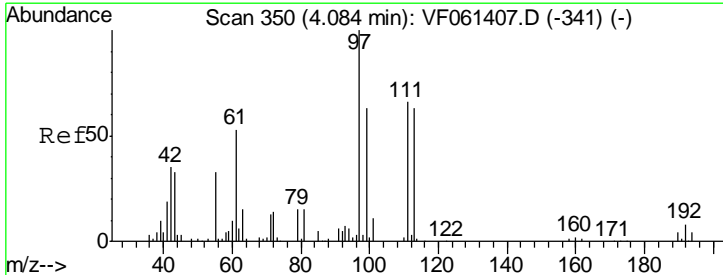
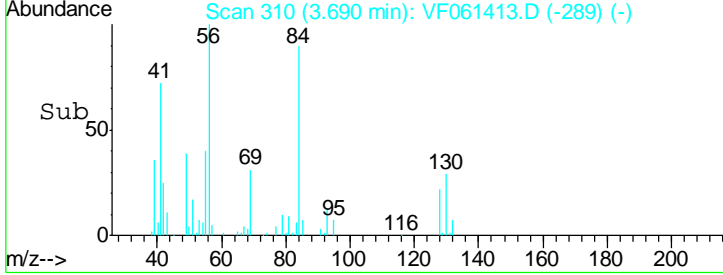
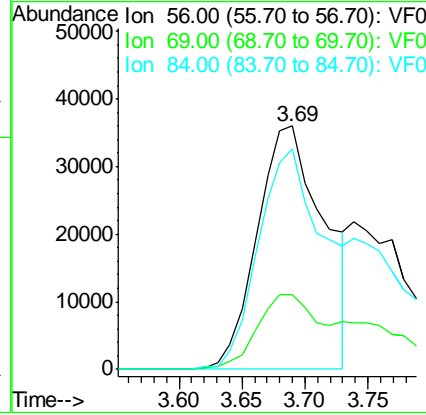
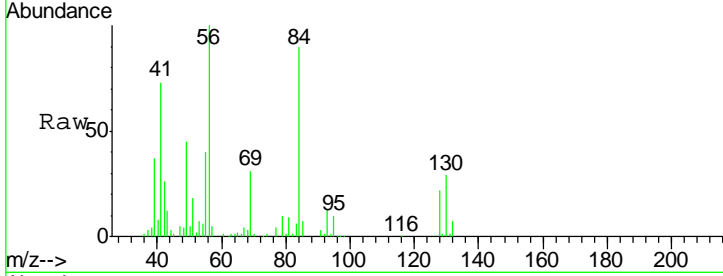




#31
 Cyclohexane
 Concen: 31.292 ug/l
 RT: 3.69 min Scan# 310
 Delta R.T. 0.01 min
 Lab File: VF061413.D
 Acq: 16 Jan 2019 15:35

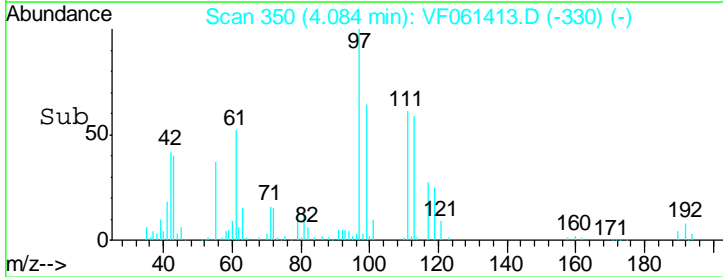
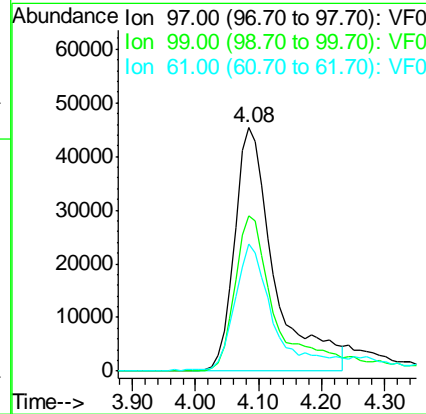
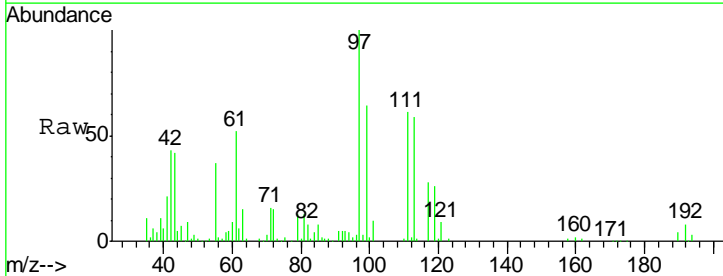
Instrument :
 MSVOA_F
ClientSampled :
 VSTDCCC050

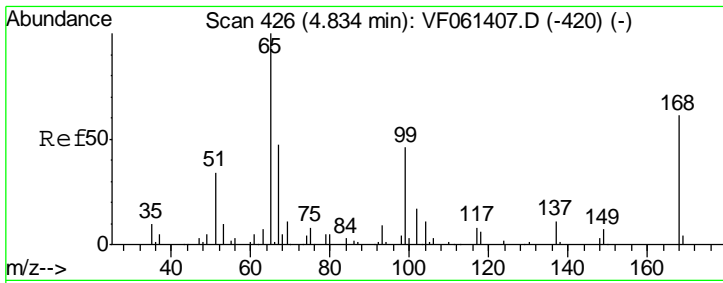
Tgt Ion	Resp	Lower	Upper
56	133159		
69	30.8	24.6	36.8
84	90.5	74.2	111.2



#32
 1,1,1-Trichloroethane
 Concen: 47.159 ug/l
 RT: 4.08 min Scan# 350
 Delta R.T. 0.00 min
 Lab File: VF061413.D
 Acq: 16 Jan 2019 15:35

Tgt Ion	Resp	Lower	Upper
97	198797		
99	63.9	50.1	75.1
61	52.3	43.1	64.7

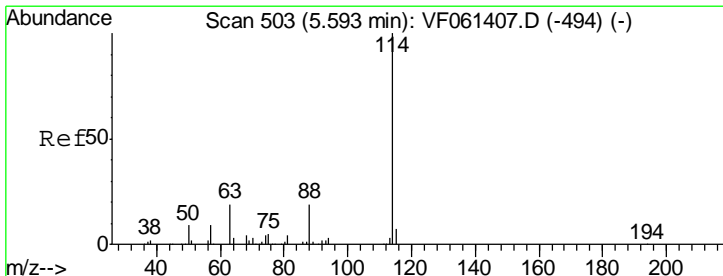
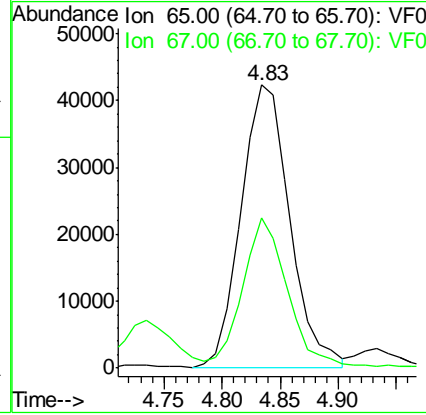
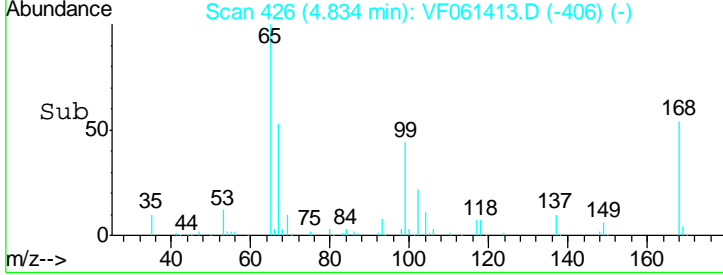
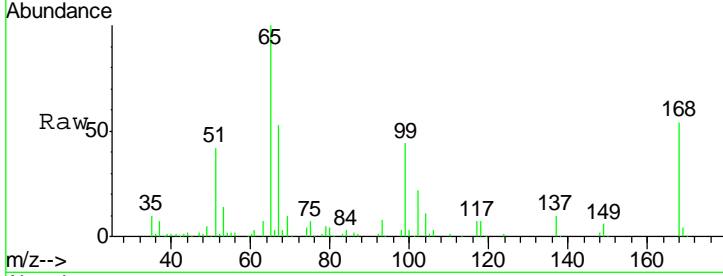




#33
 1,2-Dichloroethane-d4
 Concen: 46.247 ug/l
 RT: 4.83 min Scan# 426
 Delta R.T. 0.00 min
 Lab File: VF061413.D
 Acq: 16 Jan 2019 15:35

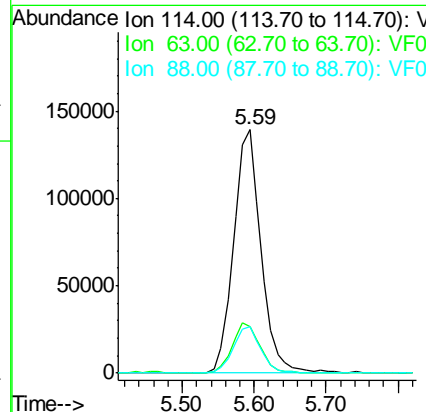
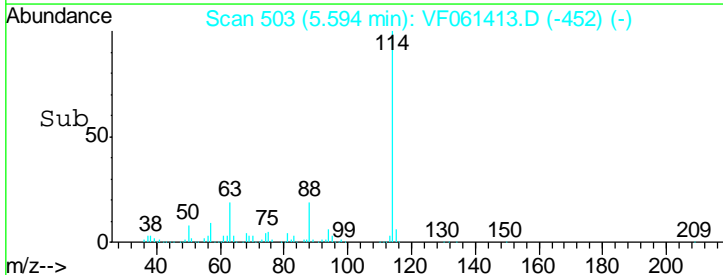
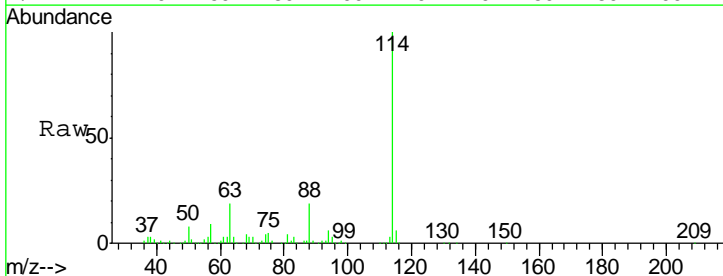
Instrument :
 MSVOA_F
ClientSampled :
 VSTDCCC050

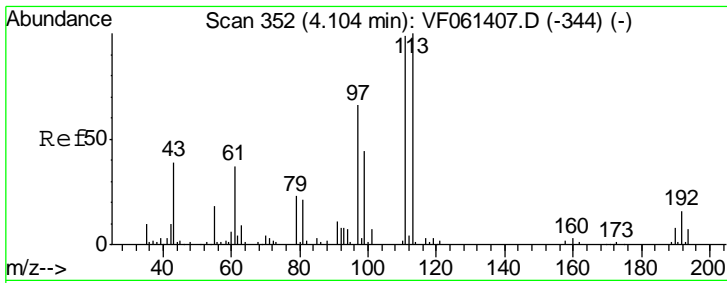
Tgt Ion	Resp	Lower	Upper
65	100		
67	52.9	0.0	99.8



#34
 1,4-Difluorobenzene
 Concen: 50.000 ug/l
 RT: 5.59 min Scan# 503
 Delta R.T. 0.00 min
 Lab File: VF061413.D
 Acq: 16 Jan 2019 15:35

Tgt Ion	Resp	Lower	Upper
114	100		
63	19.2	0.0	39.0
88	19.1	0.0	37.4

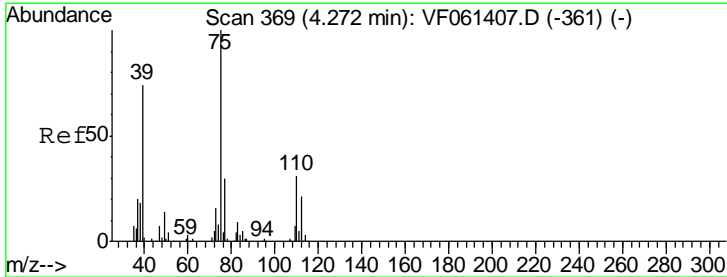
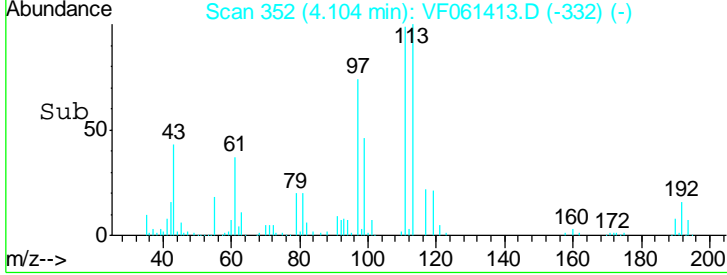
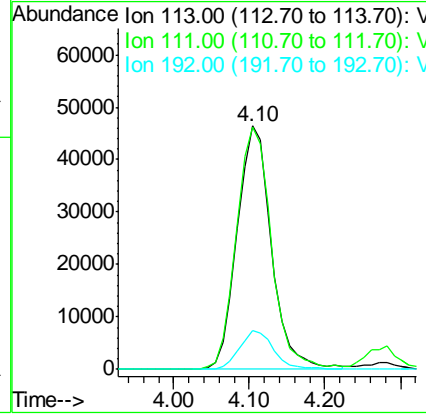
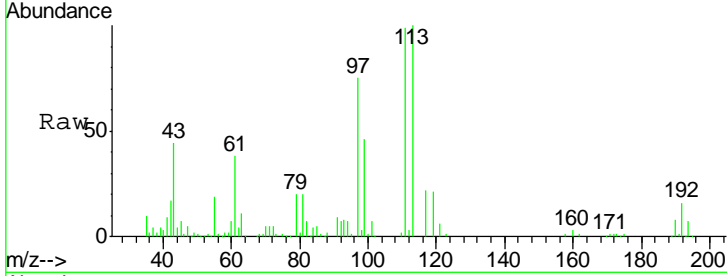




#35
 Dibromofluoromethane
 Concen: 50.091 ug/l
 RT: 4.10 min Scan# 352
 Delta R.T. 0.00 min
 Lab File: VF061413.D
 Acq: 16 Jan 2019 15:35

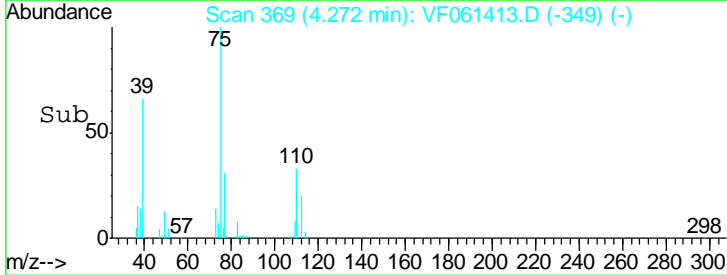
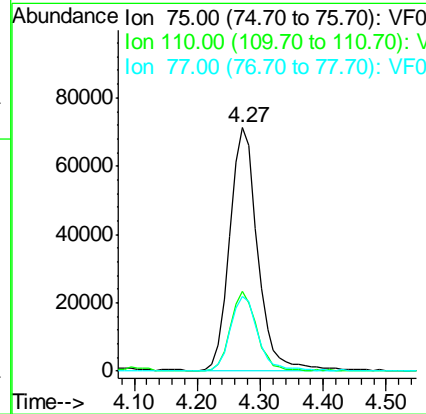
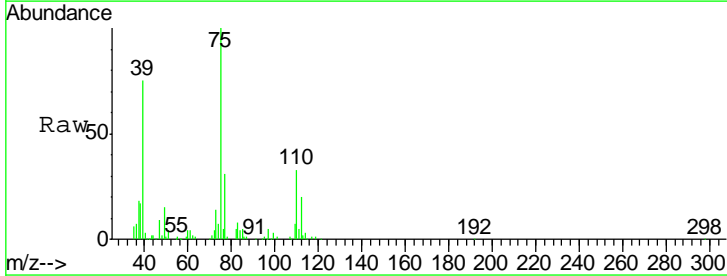
Instrument :
 MSVOA_F
 ClientSampleId :
 VSTDCCC050

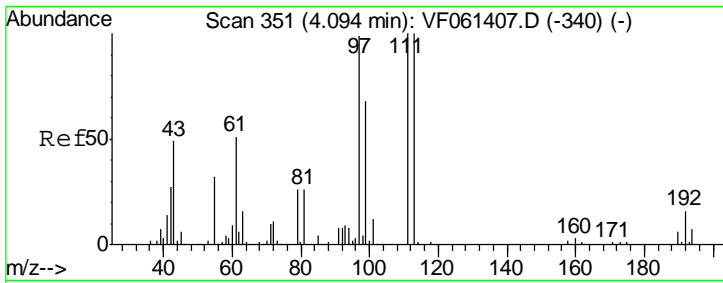
Tgt Ion	Resp	Lower	Upper
113	145654		
111	99.5	79.4	119.0
192	16.0	12.4	18.6



#36
 1,1-Dichloropropene
 Concen: 50.561 ug/l
 RT: 4.27 min Scan# 369
 Delta R.T. 0.00 min
 Lab File: VF061413.D
 Acq: 16 Jan 2019 15:35

Tgt Ion	Resp	Lower	Upper
75	216028		
110	32.6	15.8	47.3
77	30.7	24.0	36.0

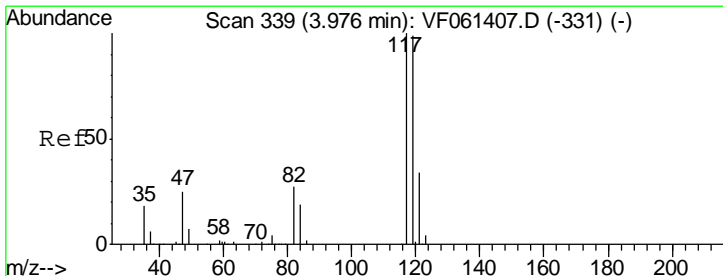
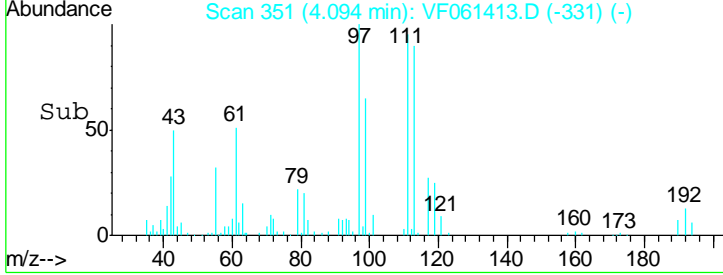
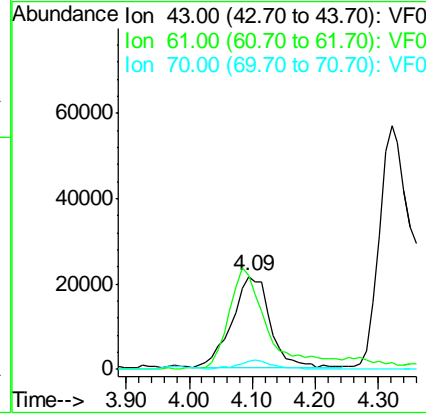
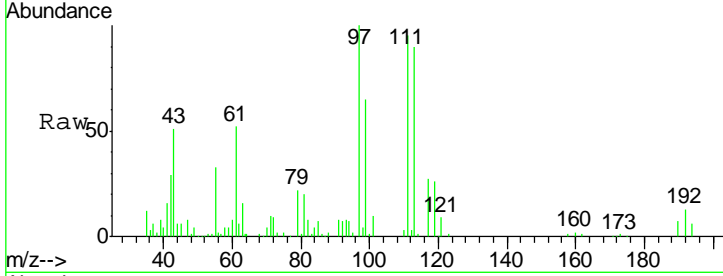




#37
 Ethyl Acetate
 Concen: 51.028 ug/l
 RT: 4.09 min Scan# 351
 Delta R.T. 0.00 min
 Lab File: VF061413.D
 Acq: 16 Jan 2019 15:35

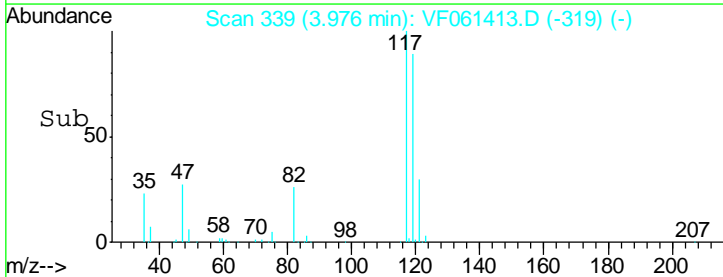
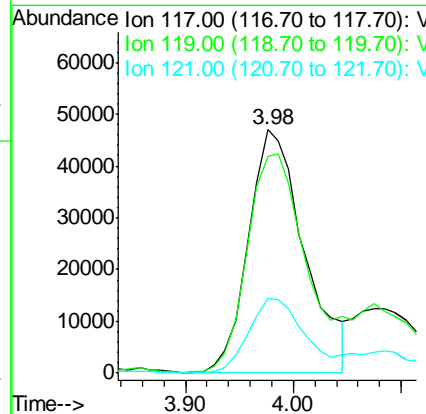
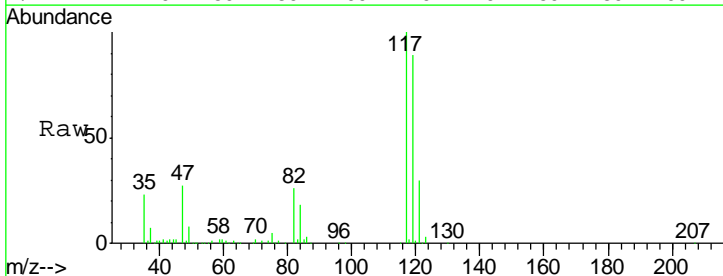
Instrument : MSVOA_F
 ClientSampleId : VSTDCCC050

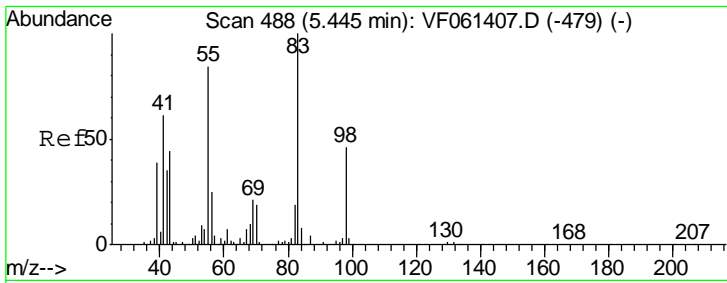
Tgt Ion	Resp	Lower	Upper
43	100		
61	101.8	81.7	122.5
70	8.8	6.2	9.2



#38
 Carbon Tetrachloride
 Concen: 45.542 ug/l
 RT: 3.98 min Scan# 339
 Delta R.T. 0.00 min
 Lab File: VF061413.D
 Acq: 16 Jan 2019 15:35

Tgt Ion	Resp	Lower	Upper
117	100		
119	89.0	79.0	118.6
121	30.5	27.0	40.6

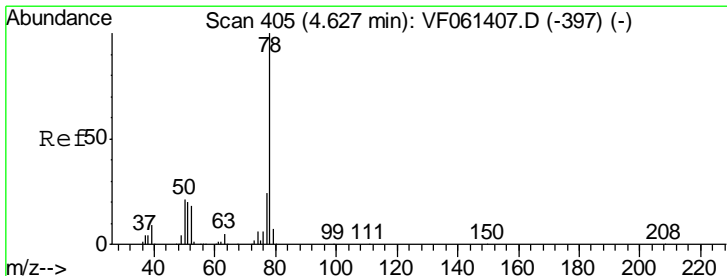
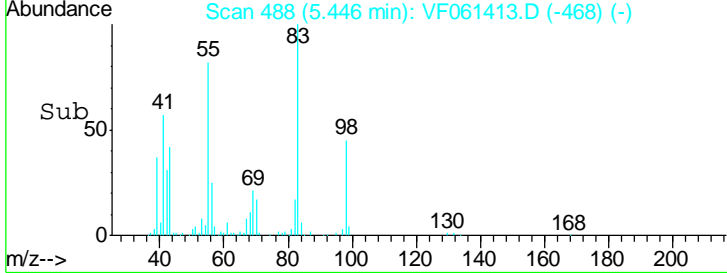
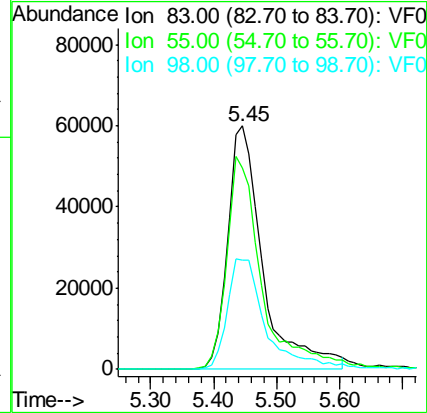
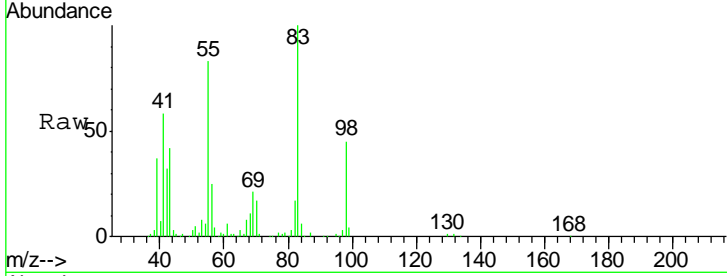




#39
 Methylcyclohexane
 Concen: 50.119 ug/l
 RT: 5.45 min Scan# 488
 Delta R.T. 0.00 min
 Lab File: VF061413.D
 Acq: 16 Jan 2019 15:35

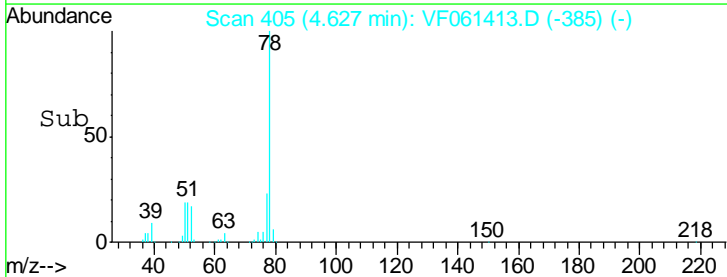
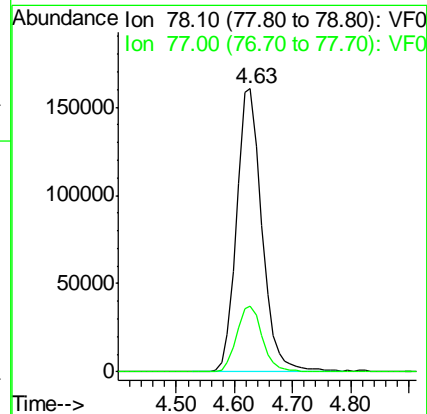
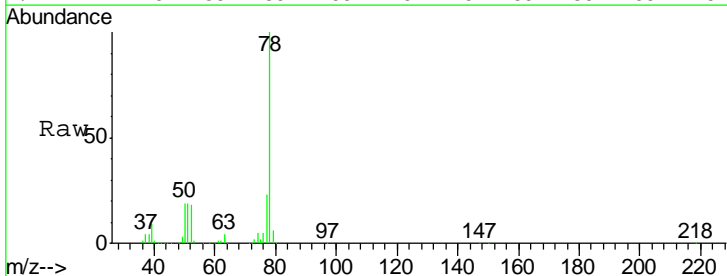
Instrument :
 MSVOA_F
 ClientSampleId :
 VSTDCCC050

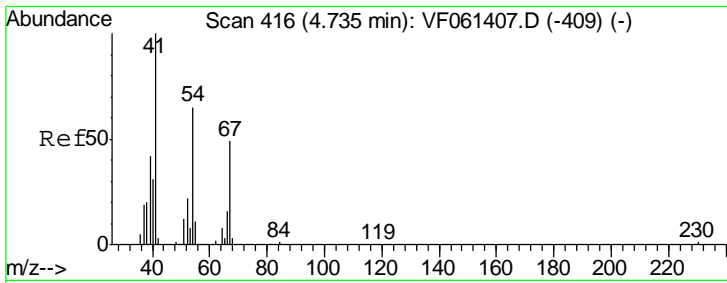
Tgt Ion	Resp	Lower	Upper
83	100		
55	82.7	67.4	101.2
98	44.7	36.7	55.1



#40
 Benzene
 Concen: 51.114 ug/l
 RT: 4.63 min Scan# 405
 Delta R.T. 0.00 min
 Lab File: VF061413.D
 Acq: 16 Jan 2019 15:35

Tgt Ion	Resp	Lower	Upper
78	100		
77	23.4	19.0	28.6

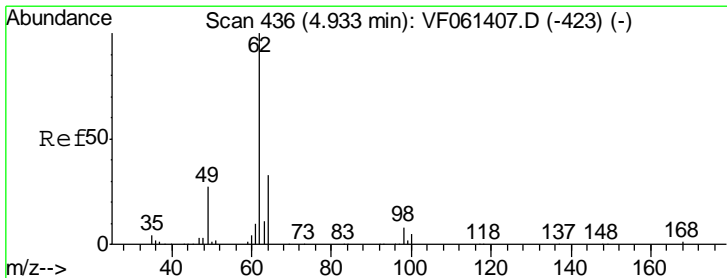
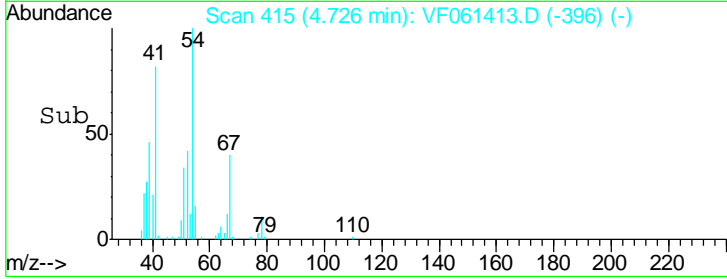
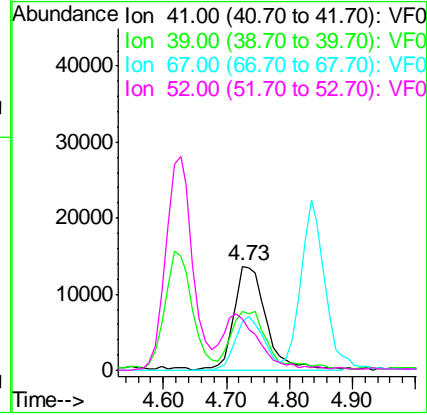
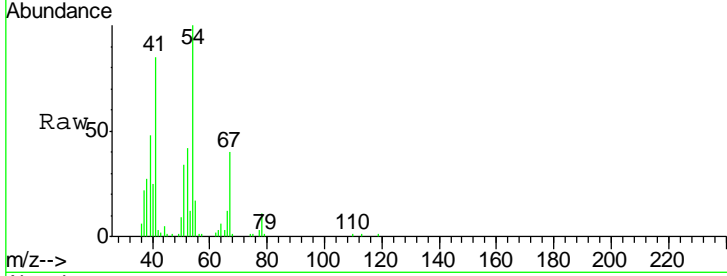




#41
 Methacrylonitrile
 Concen: 53.542 ug/l
 RT: 4.73 min Scan# 415
 Delta R.T. -0.01 min
 Lab File: VF061413.D
 Acq: 16 Jan 2019 15:35

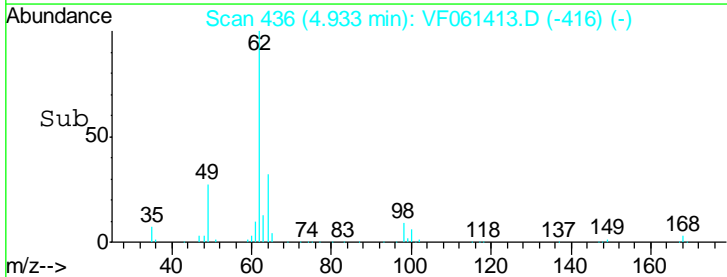
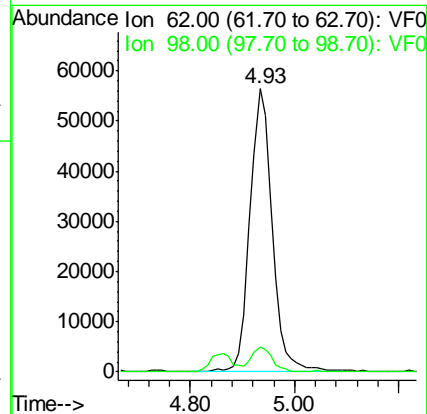
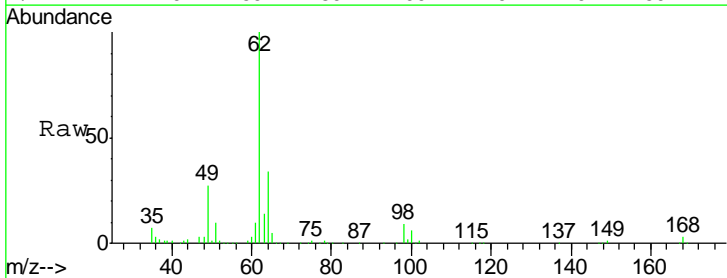
Instrument : MSVOA_F
 ClientSampled : VSTDCCC050

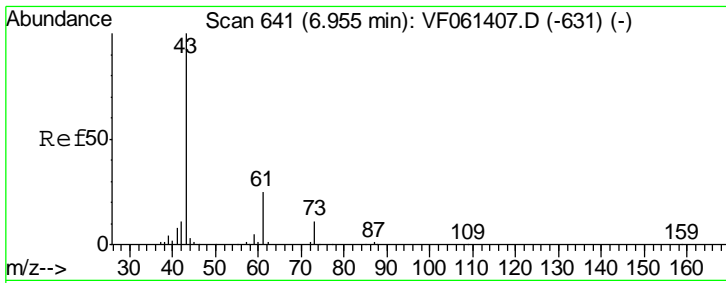
Tgt Ion	Resp	Lower	Upper
41	100		
39	56.7	43.1	64.7
67	47.3	38.8	58.2
52	49.5	33.2	49.8



#42
 1,2-Dichloroethane
 Concen: 47.792 ug/l
 RT: 4.93 min Scan# 436
 Delta R.T. 0.00 min
 Lab File: VF061413.D
 Acq: 16 Jan 2019 15:35

Tgt Ion	Resp	Lower	Upper
62	100		
98	9.0	0.0	17.0

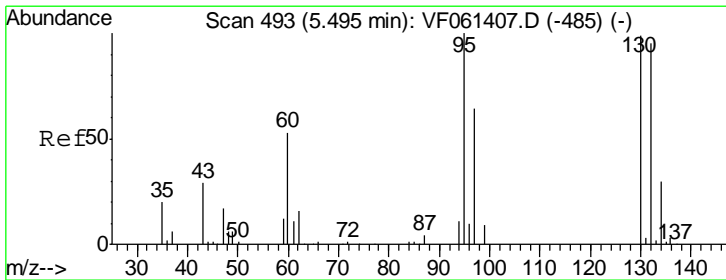
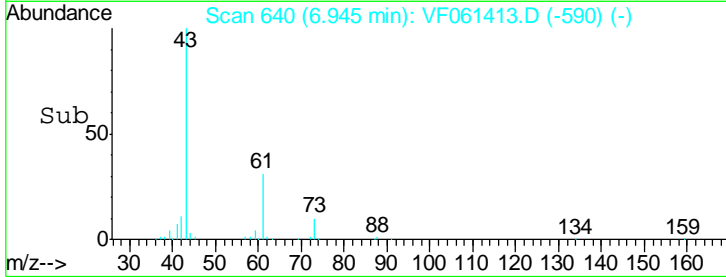
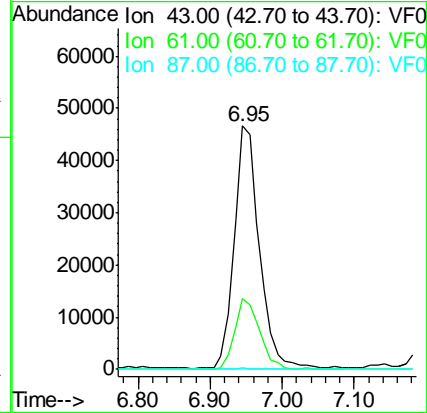
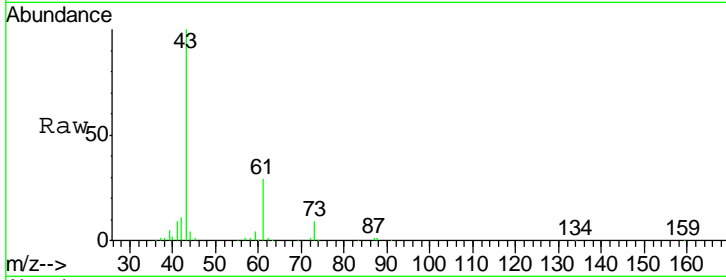




#43
 Isopropyl Acetate
 Concen: 53.498 ug/l
 RT: 6.95 min Scan# 640
 Delta R.T. -0.01 min
 Lab File: VF061413.D
 Acq: 16 Jan 2019 15:35

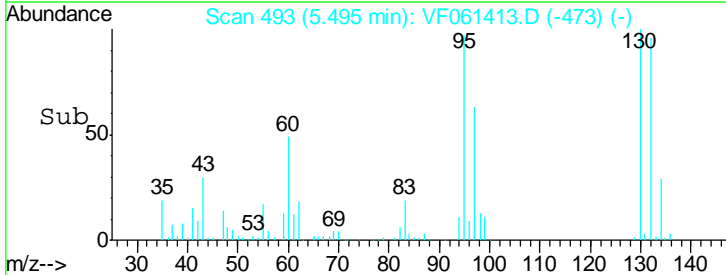
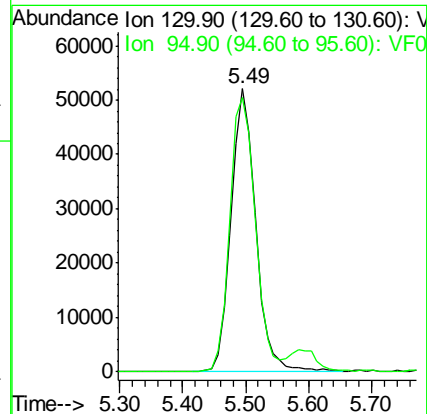
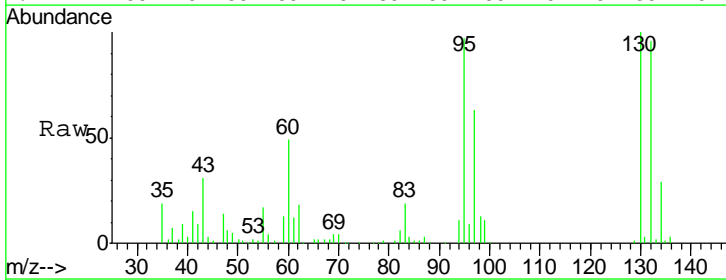
Instrument :
 MSVOA_F
 ClientSampleId :
 VSTDCCC050

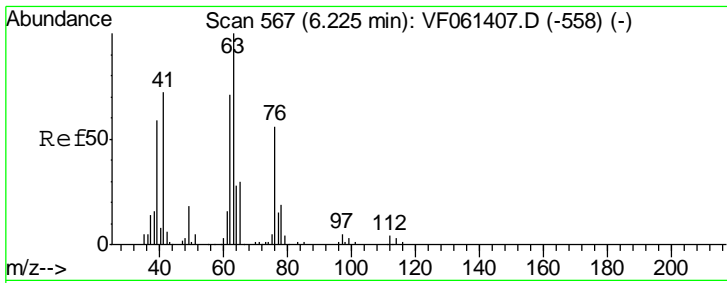
Tgt Ion	Resp	Lower	Upper
43	114674		
61	29.2	20.3	30.5
87	0.5	0.5	0.7



#44
 Trichloroethene
 Concen: 48.328 ug/l
 RT: 5.49 min Scan# 493
 Delta R.T. 0.00 min
 Lab File: VF061413.D
 Acq: 16 Jan 2019 15:35

Tgt Ion	Resp	Lower	Upper
130	140948		
95	97.0	0.0	202.8

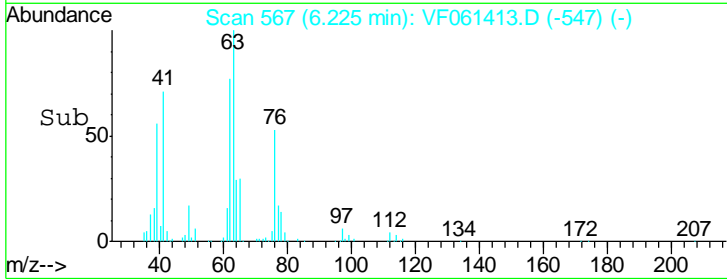
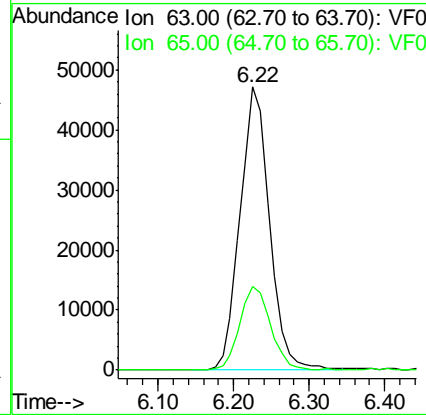
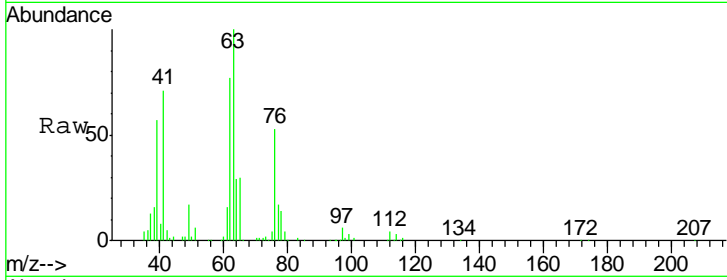




#45
 1,2-Dichloropropane
 Concen: 50.973 ug/l
 RT: 6.22 min Scan# 567
 Delta R.T. 0.00 min
 Lab File: VF061413.D
 Acq: 16 Jan 2019 15:35

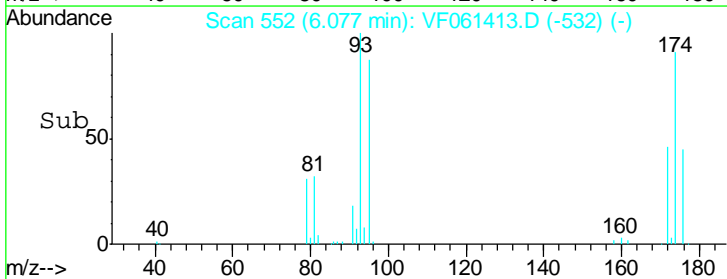
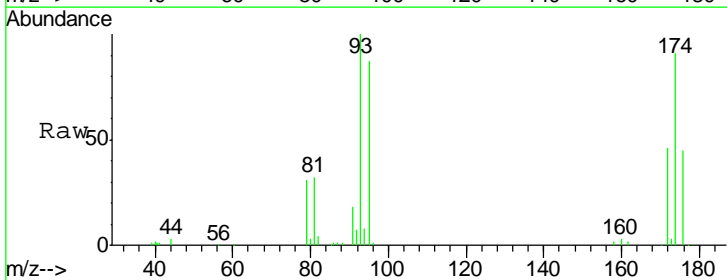
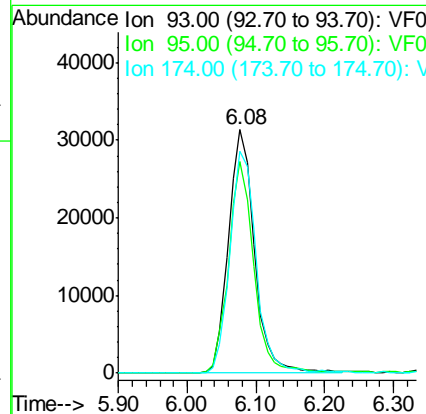
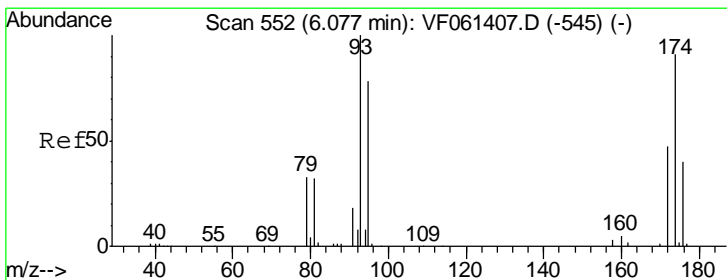
Instrument : MSVOA_F
 ClientSampled : VSTDCCC050

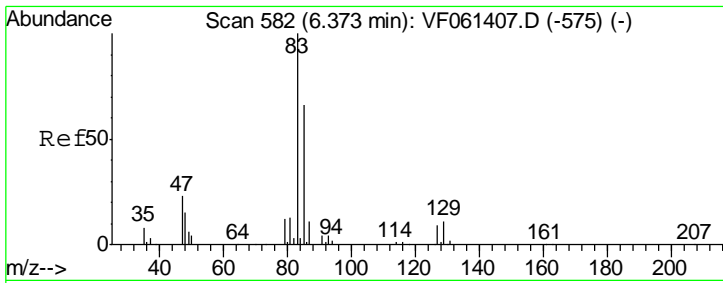
Tgt Ion	Resp	Lower	Upper
63	127190		
65	29.6	24.4	36.6



#46
 Dibromomethane
 Concen: 49.802 ug/l
 RT: 6.08 min Scan# 552
 Delta R.T. 0.00 min
 Lab File: VF061413.D
 Acq: 16 Jan 2019 15:35

Tgt Ion	Resp	Lower	Upper
93	82629		
95	87.2	62.1	93.1
174	91.0	74.6	111.8

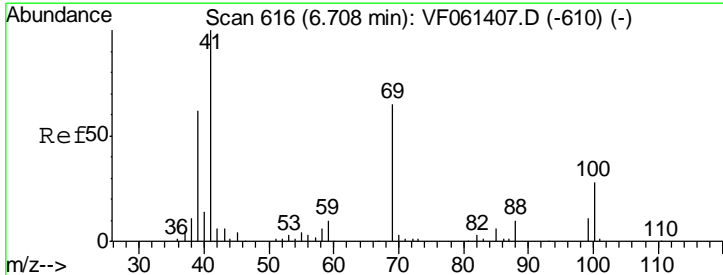
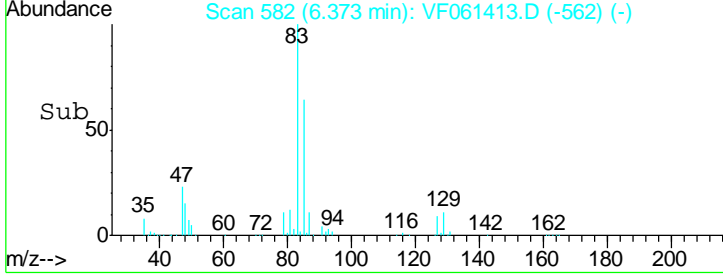
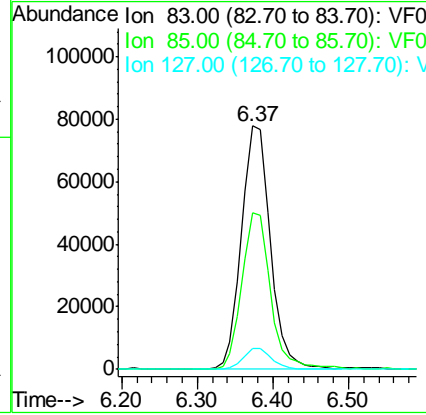
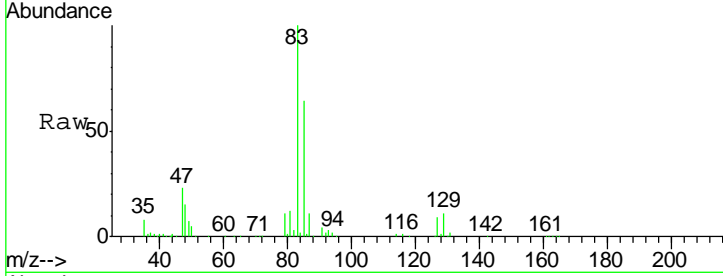




#47
 Bromodichloromethane
 Concen: 50.290 ug/l
 RT: 6.37 min Scan# 582
 Delta R.T. 0.00 min
 Lab File: VF061413.D
 Acq: 16 Jan 2019 15:35

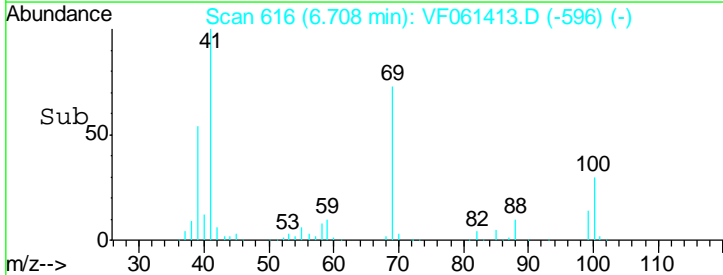
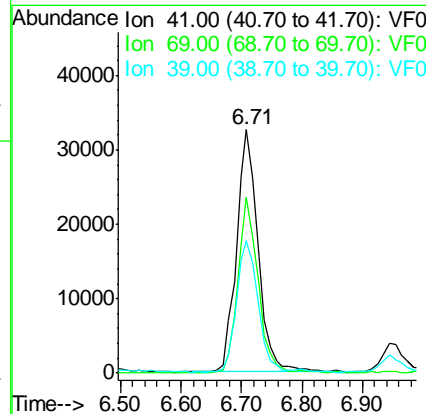
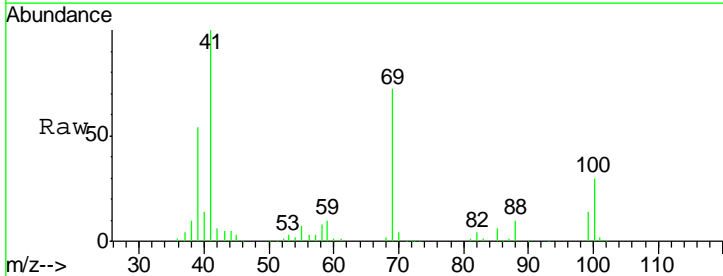
Instrument :
 MSVOA_F
 ClientSampleId :
 VSTDCCC050

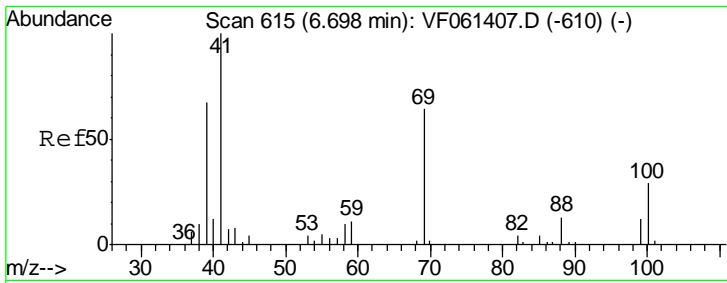
Tgt Ion	Resp	Lower	Upper
83	206444		
85	64.3	53.0	79.4
127	8.8	6.9	10.3



#48
 Methyl methacrylate
 Concen: 55.929 ug/l
 RT: 6.71 min Scan# 616
 Delta R.T. 0.00 min
 Lab File: VF061413.D
 Acq: 16 Jan 2019 15:35

Tgt Ion	Resp	Lower	Upper
41	80504		
69	72.2	51.7	77.5
39	54.5	49.2	73.8

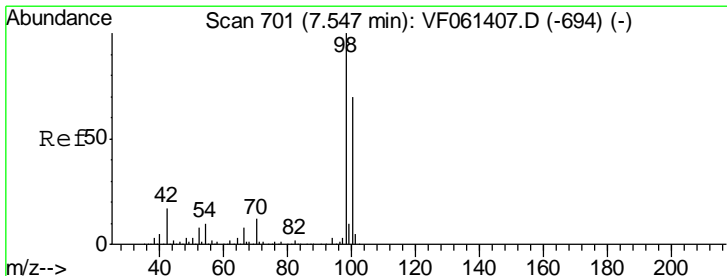
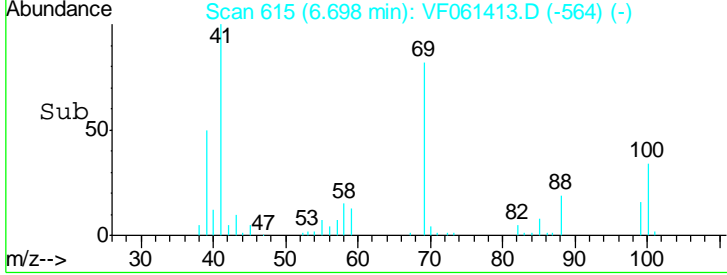
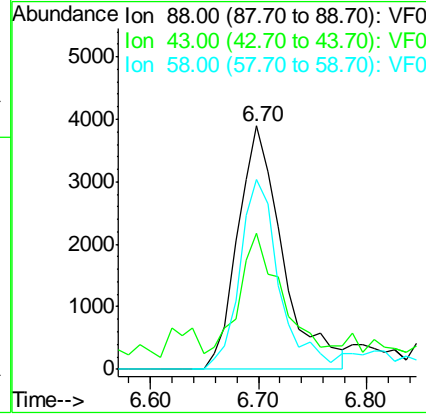
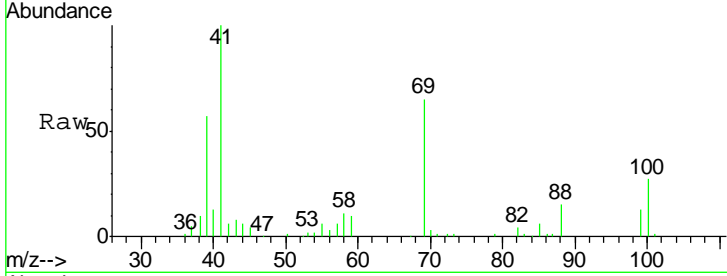




#49
 1,4-Dioxane
 Concen: 1128.605 ug/l
 RT: 6.70 min Scan# 615
 Delta R.T. 0.00 min
 Lab File: VF061413.D
 Acq: 16 Jan 2019 15:35

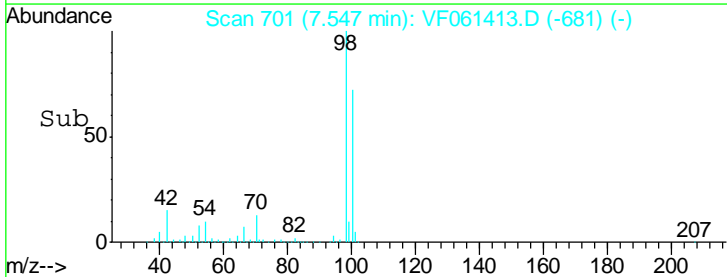
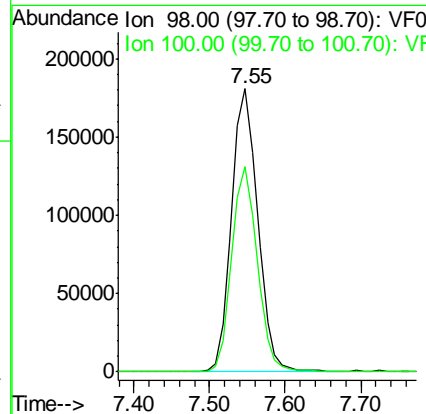
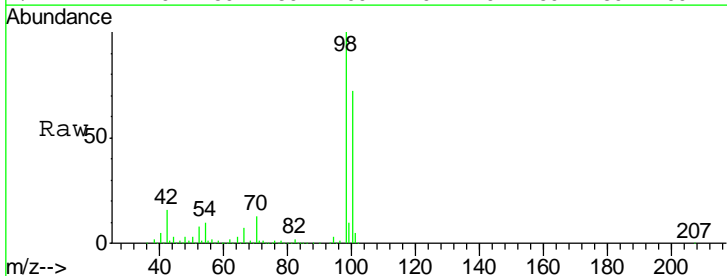
Instrument :
 MSVOA_F
ClientSampled :
 VSTDCCC050

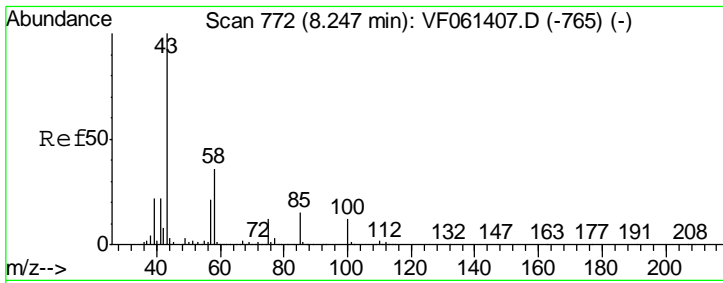
Tgt Ion	Resp	Lower	Upper
88	11250		
88	100		
43	56.0	55.5	83.3
58	77.9	59.9	89.9



#50
 Toluene-d8
 Concen: 54.543 ug/l
 RT: 7.55 min Scan# 701
 Delta R.T. 0.00 min
 Lab File: VF061413.D
 Acq: 16 Jan 2019 15:35

Tgt Ion	Resp	Lower	Upper
98	434539		
98	100		
100	72.5	55.6	83.4

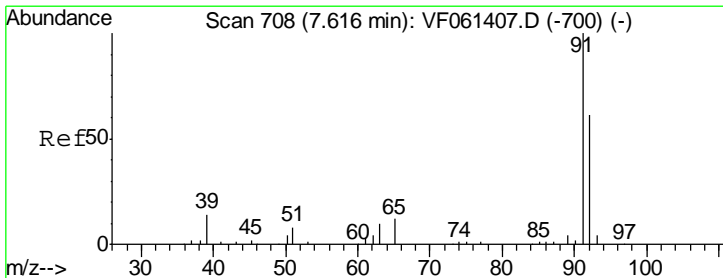
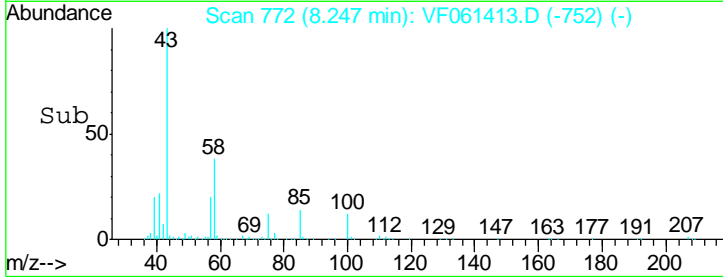
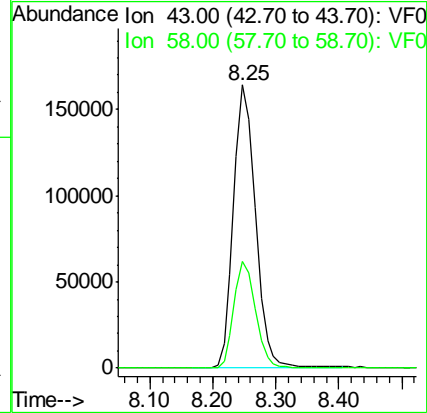
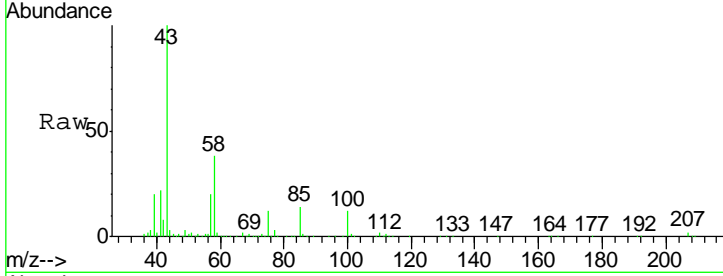




#51
 4-Methyl-2-Pentanone
 Concen: 252.208 ug/l
 RT: 8.25 min Scan# 772
 Delta R.T. 0.00 min
 Lab File: VF061413.D
 Acq: 16 Jan 2019 15:35

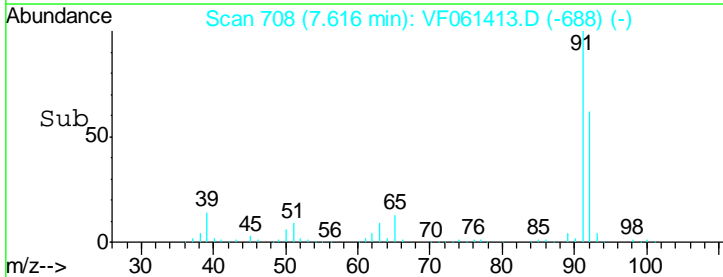
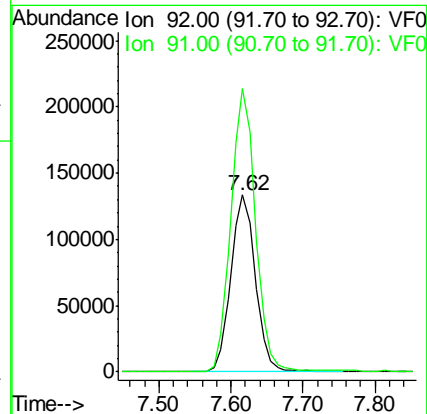
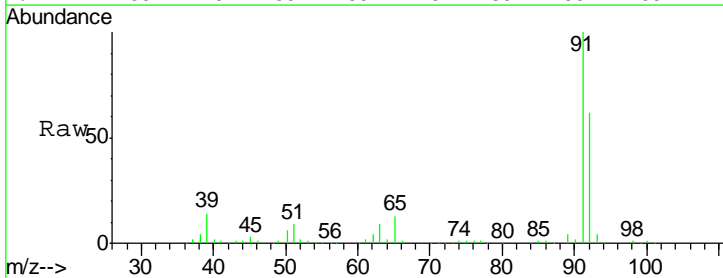
Instrument :
 MSVOA_F
 ClientSampled :
 VSTDCCC050

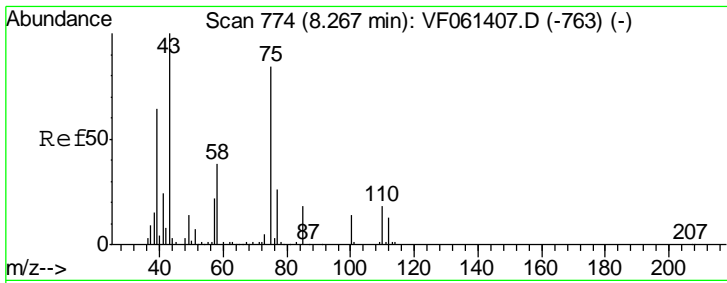
Tgt Ion: 43 Resp: 397438
 Ion Ratio Lower Upper
 43 100
 58 37.7 28.8 43.2



#52
 Toluene
 Concen: 50.702 ug/l
 RT: 7.62 min Scan# 708
 Delta R.T. 0.00 min
 Lab File: VF061413.D
 Acq: 16 Jan 2019 15:35

Tgt Ion: 92 Resp: 317441
 Ion Ratio Lower Upper
 92 100
 91 160.4 131.2 196.8

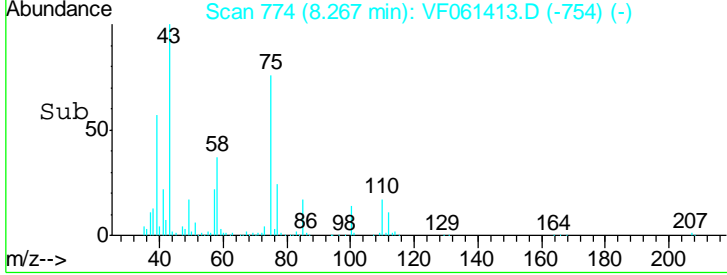
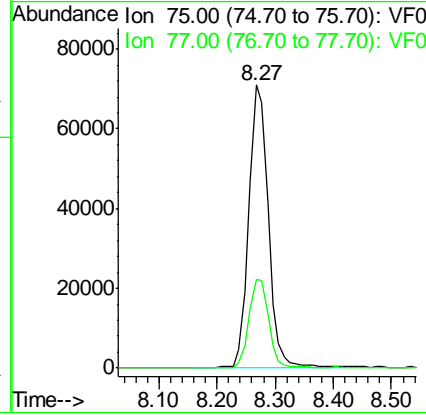
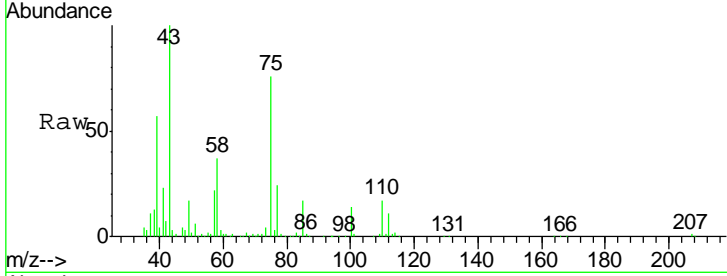




#53
 t-1,3-Dichloropropene
 Concen: 51.417 ug/l
 RT: 8.27 min Scan# 774
 Delta R.T. 0.00 min
 Lab File: VF061413.D
 Acq: 16 Jan 2019 15:35

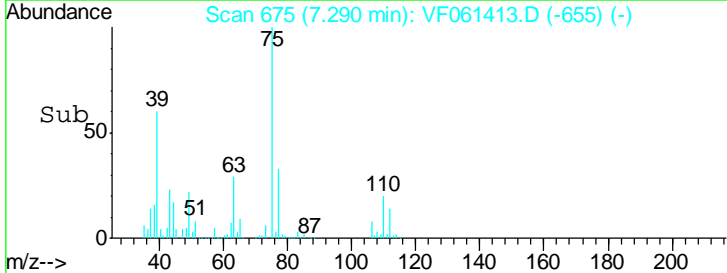
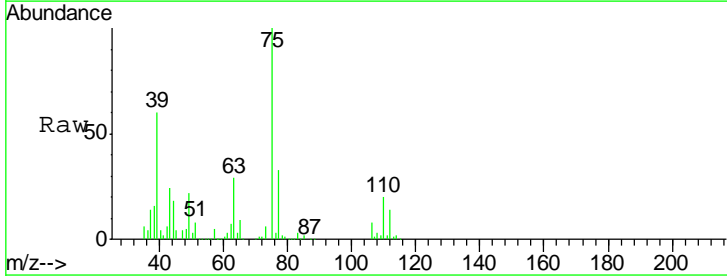
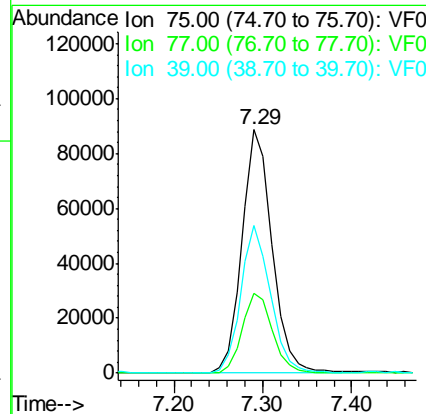
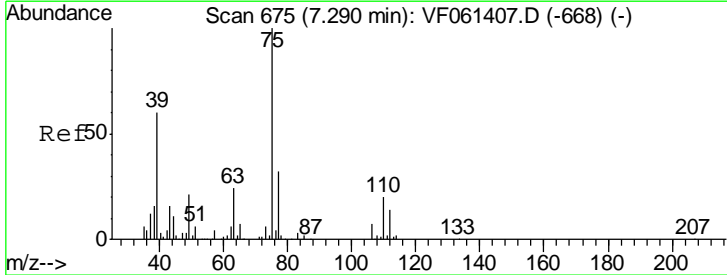
Instrument :
 MSVOA_F
ClientSampled :
 VSTDCCC050

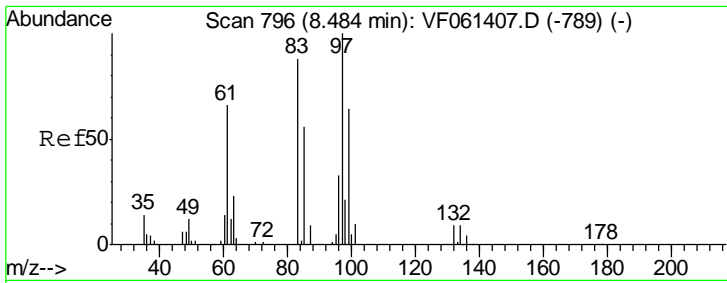
Tgt Ion:	75	Resp:	167603
Ion Ratio	Lower	Upper	
75	100		
77	31.5	24.4	36.6



#54
 cis-1,3-Dichloropropene
 Concen: 51.199 ug/l
 RT: 7.29 min Scan# 675
 Delta R.T. 0.00 min
 Lab File: VF061413.D
 Acq: 16 Jan 2019 15:35

Tgt Ion:	75	Resp:	208612
Ion Ratio	Lower	Upper	
75	100		
77	32.8	25.4	38.0
39	60.5	47.8	71.8

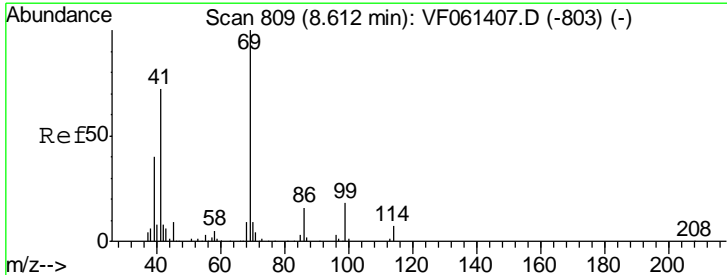
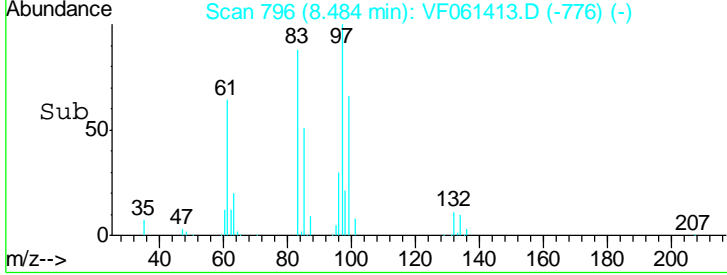
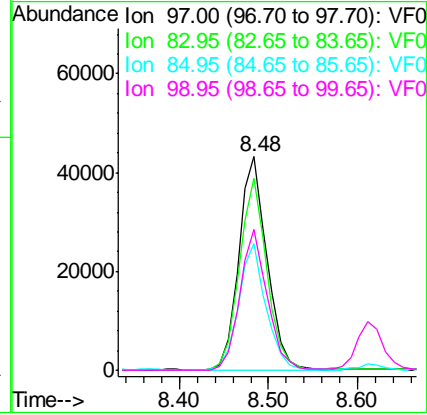
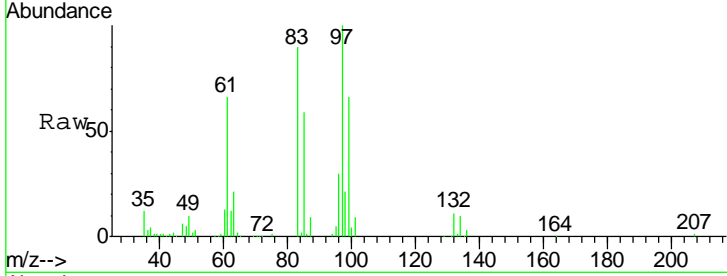




#55
 1,1,2-Trichloroethane
 Concen: 53.777 ug/l
 RT: 8.48 min Scan# 796
 Delta R.T. 0.00 min
 Lab File: VF061413.D
 Acq: 16 Jan 2019 15:35

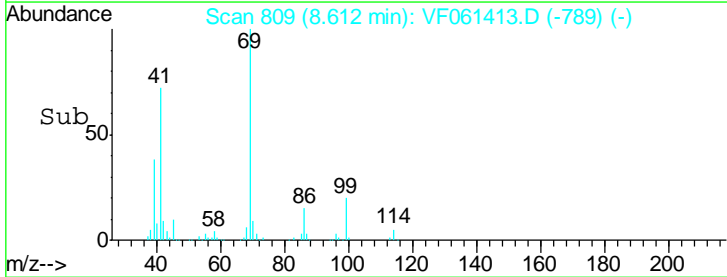
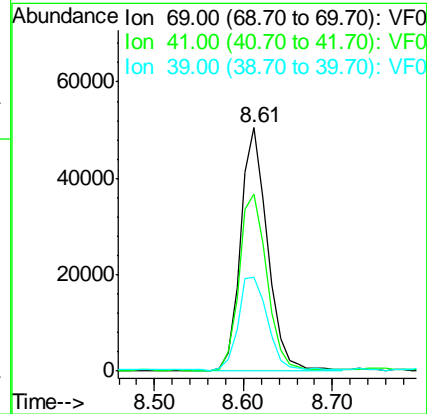
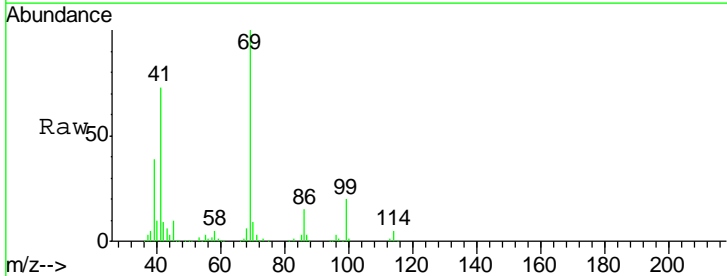
Instrument : MSVOA_F
 ClientSampleId : VSTDCCC050

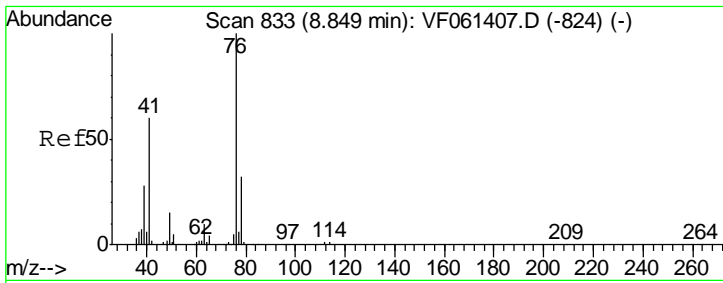
Tgt Ion	Resp	Lower	Upper
97	100		
83	89.8	70.4	105.6
85	59.1	44.7	67.1
99	65.8	50.8	76.2



#56
 Ethyl methacrylate
 Concen: 51.572 ug/l
 RT: 8.61 min Scan# 809
 Delta R.T. 0.00 min
 Lab File: VF061413.D
 Acq: 16 Jan 2019 15:35

Tgt Ion	Resp	Lower	Upper
69	100		
41	72.6	57.5	86.3
39	38.6	32.0	48.0

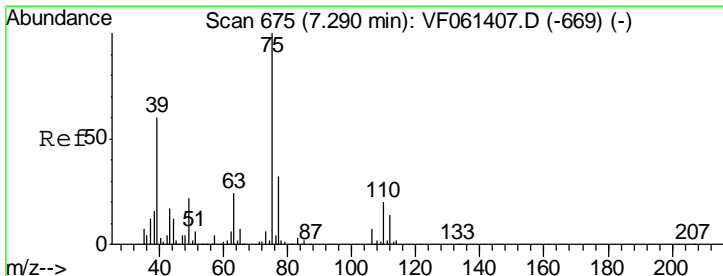
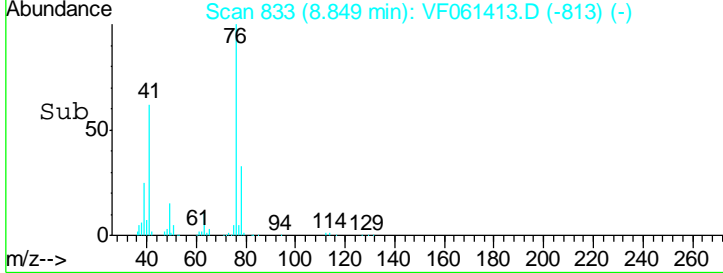
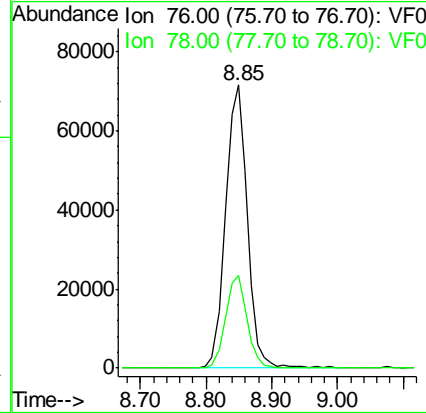
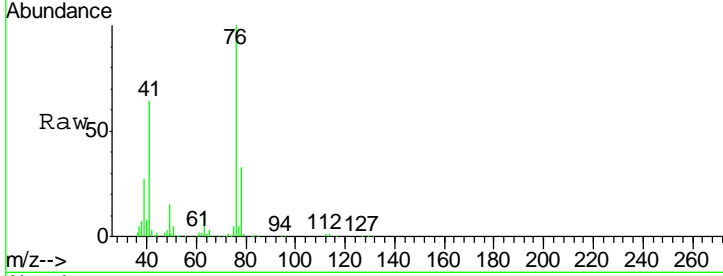




#57
 1,3-Dichloropropane
 Concen: 49.605 ug/l
 RT: 8.85 min Scan# 833
 Delta R.T. 0.00 min
 Lab File: VF061413.D
 Acq: 16 Jan 2019 15:35

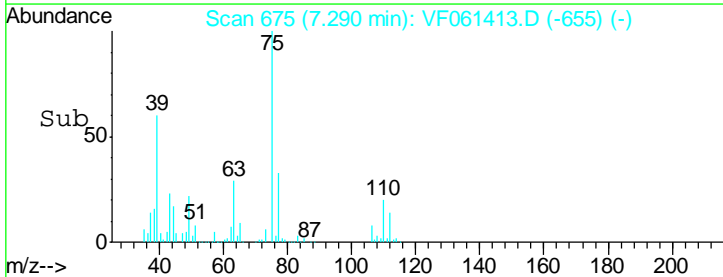
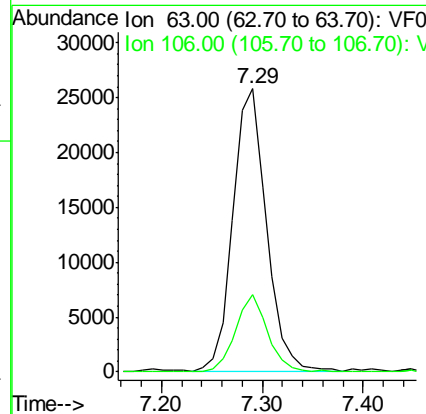
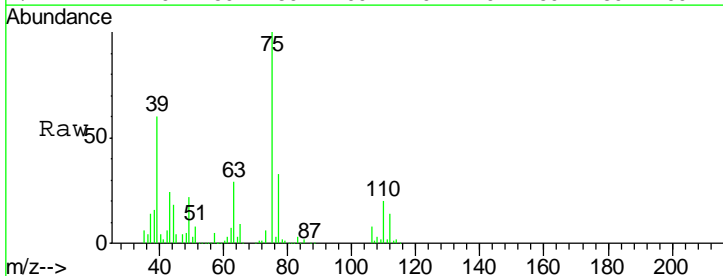
Instrument :
 MSVOA_F
 ClientSampleId :
 VSTDCCC050

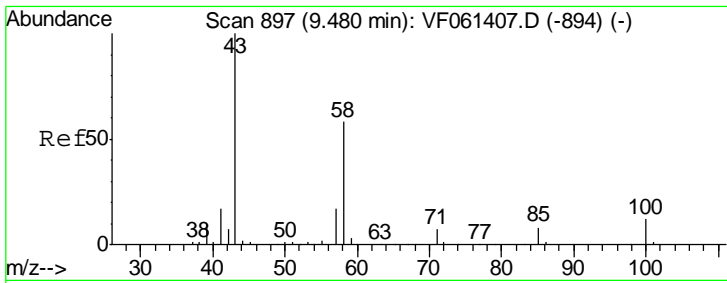
Tgt Ion: 76 Resp: 165308
 Ion Ratio Lower Upper
 76 100
 78 32.5 25.3 37.9



#58
 2-Chloroethyl Vinyl ether
 Concen: 273.016 ug/l
 RT: 7.29 min Scan# 675
 Delta R.T. 0.00 min
 Lab File: VF061413.D
 Acq: 16 Jan 2019 15:35

Tgt Ion: 63 Resp: 59836
 Ion Ratio Lower Upper
 63 100
 106 27.5 21.9 32.9

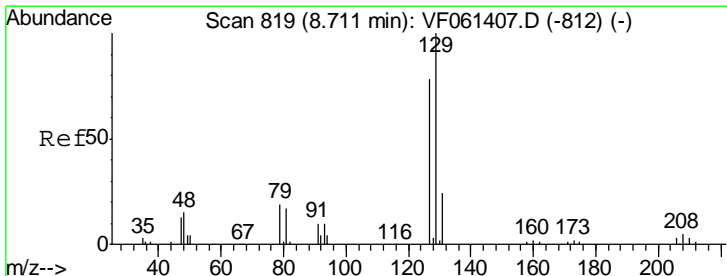
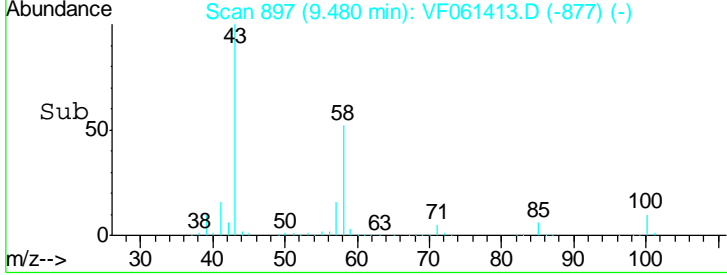
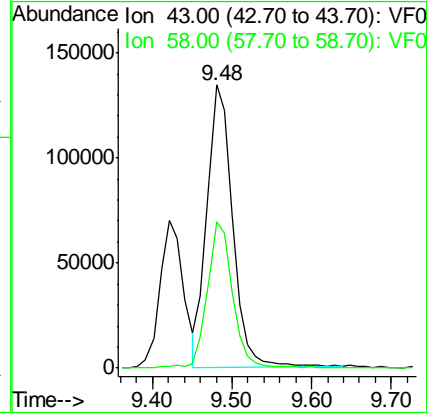
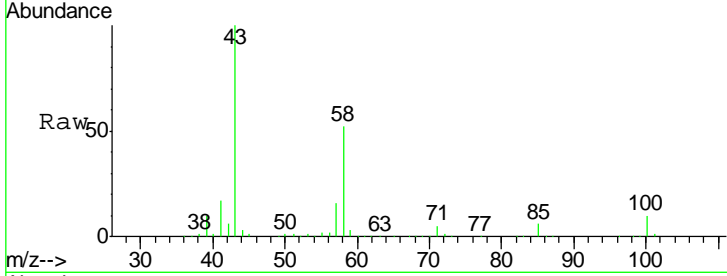




#59
 2-Hexanone
 Concen: 271.740 ug/l
 RT: 9.48 min Scan# 897
 Delta R.T. 0.00 min
 Lab File: VF061413.D
 Acq: 16 Jan 2019 15:35

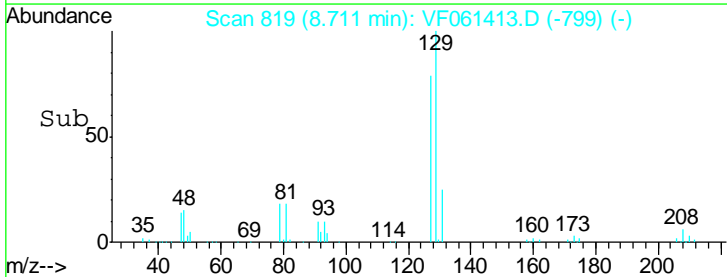
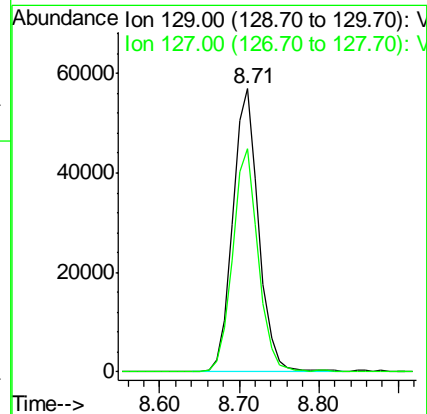
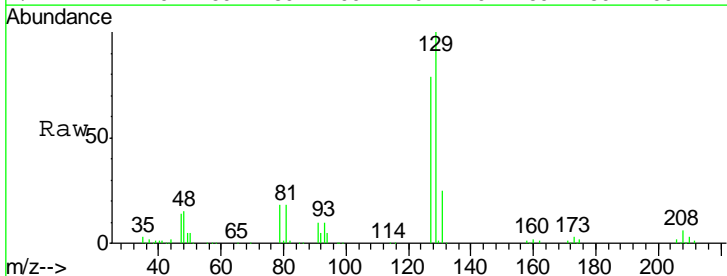
Instrument :
 MSVOA_F
 ClientSampleId :
 VSTDCCC050

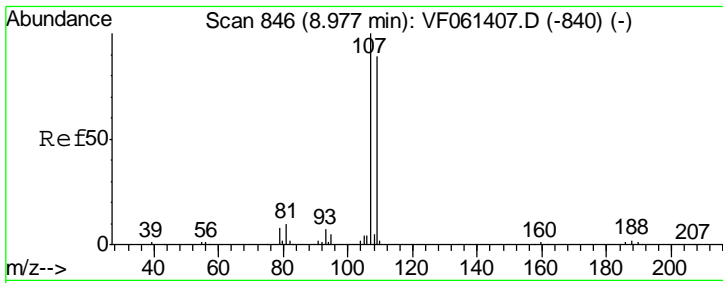
Tgt Ion: 43 Resp: 298605
 Ion Ratio Lower Upper
 43 100
 58 51.8 25.9 77.6



#60
 Dibromochloromethane
 Concen: 50.011 ug/l
 RT: 8.71 min Scan# 819
 Delta R.T. 0.00 min
 Lab File: VF061413.D
 Acq: 16 Jan 2019 15:35

Tgt Ion: 129 Resp: 129989
 Ion Ratio Lower Upper
 129 100
 127 79.0 39.1 117.2

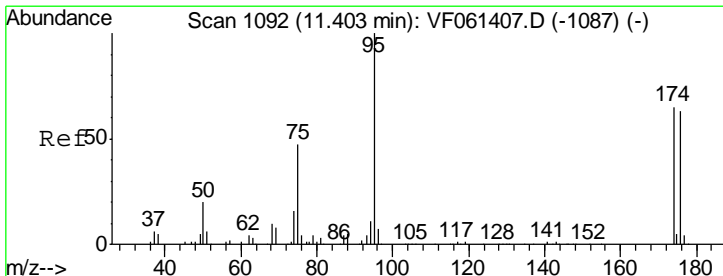
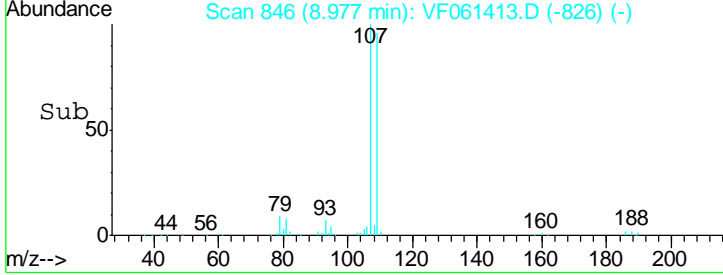
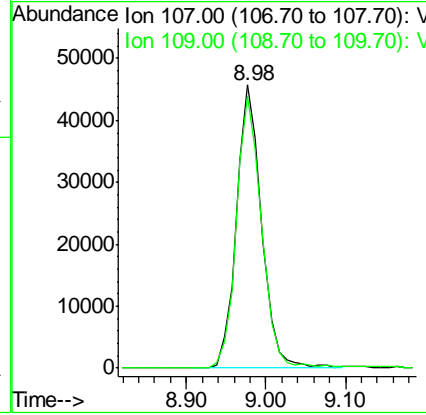
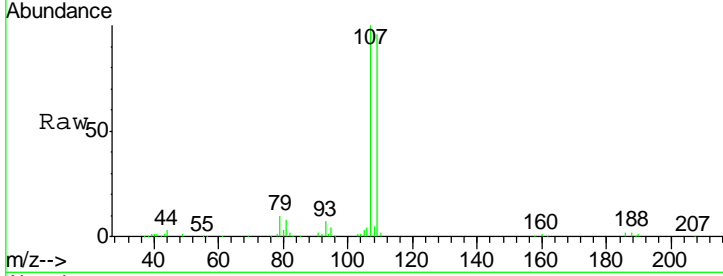




#61
 1,2-Dibromoethane
 Concen: 49.606 ug/l
 RT: 8.98 min Scan# 846
 Delta R.T. 0.00 min
 Lab File: VF061413.D
 Acq: 16 Jan 2019 15:35

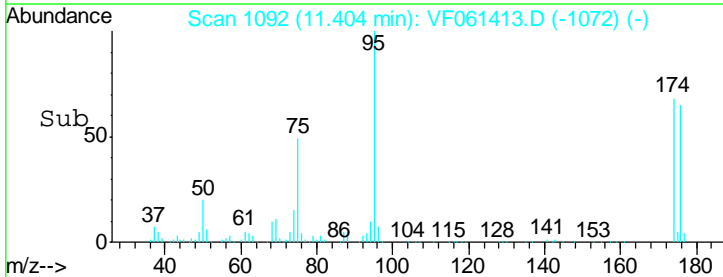
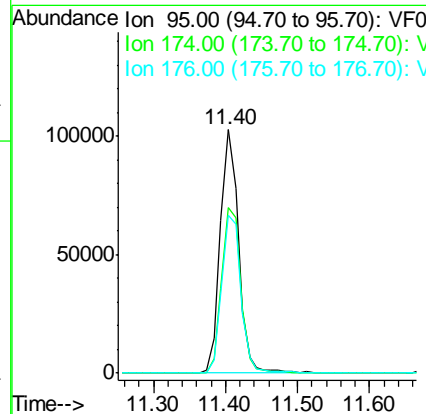
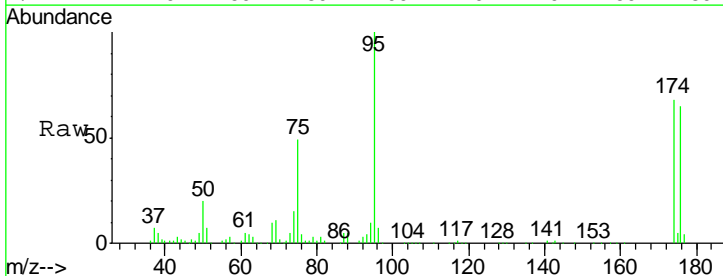
Instrument :
 MSVOA_F
 ClientSampled :
 VSTDCCC050

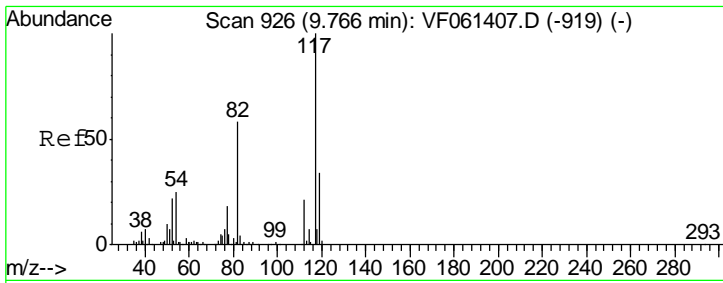
Tgt Ion	Resp	Lower	Upper
107	100965		
109	95.9	70.8	106.2



#62
 4-Bromofluorobenzene
 Concen: 48.381 ug/l
 RT: 11.40 min Scan# 1092
 Delta R.T. 0.00 min
 Lab File: VF061413.D
 Acq: 16 Jan 2019 15:35

Tgt Ion	Resp	Lower	Upper
95	180089		
174	68.2	0.0	130.4
176	64.9	0.0	126.2

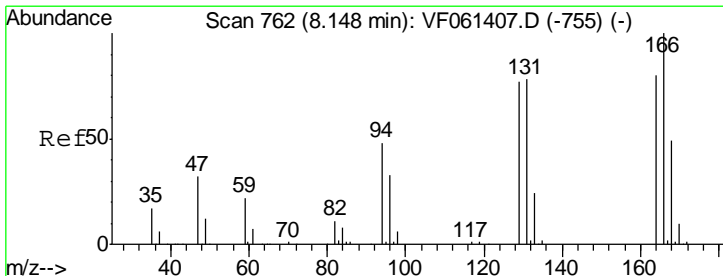
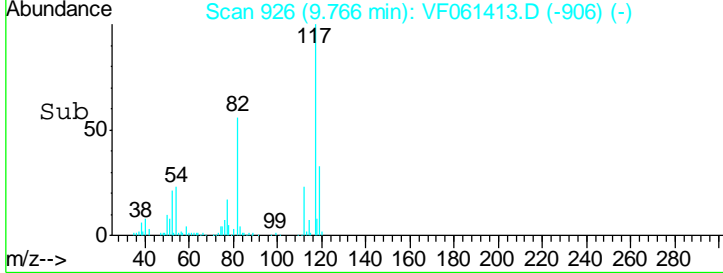
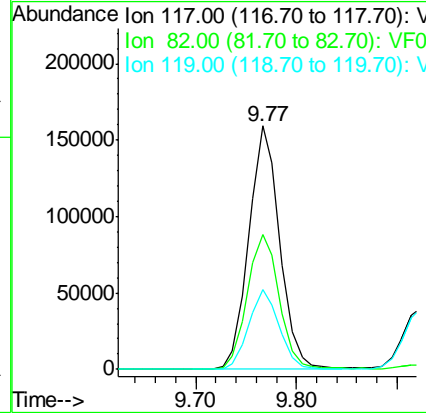
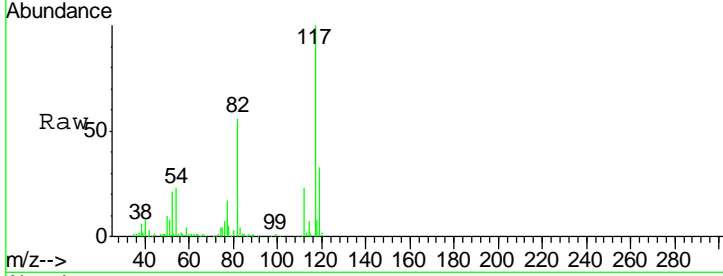




#63
 Chlorobenzene-d5
 Concen: 50.000 ug/l
 RT: 9.77 min Scan# 926
 Delta R.T. 0.00 min
 Lab File: VF061413.D
 Acq: 16 Jan 2019 15:35

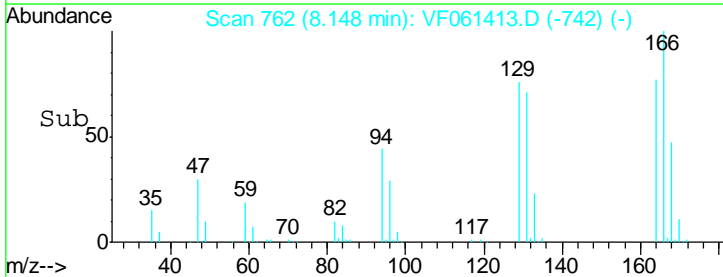
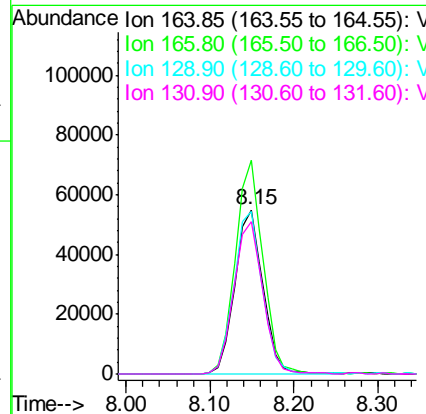
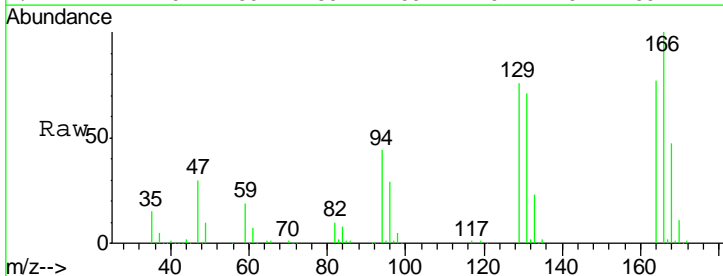
Instrument :
 MSVOA_F
 ClientSampleId :
 VSTDCCC050

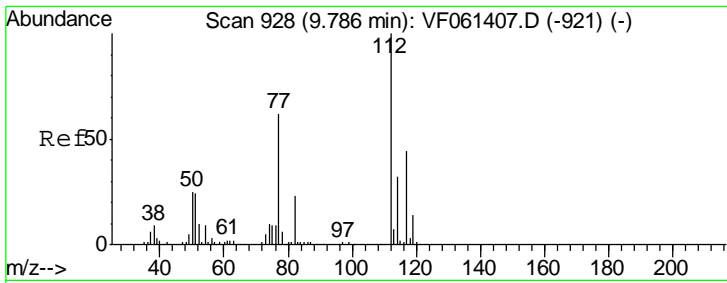
Tgt Ion	Resp	Lower	Upper
117	341324		
82	55.6	46.4	69.6
119	32.7	27.2	40.8



#64
 Tetrachloroethene
 Concen: 49.632 ug/l
 RT: 8.15 min Scan# 762
 Delta R.T. 0.00 min
 Lab File: VF061413.D
 Acq: 16 Jan 2019 15:35

Tgt Ion	Resp	Lower	Upper
164	127396		
166	130.2	99.6	149.4
129	99.1	76.4	114.6
131	92.7	77.9	116.9

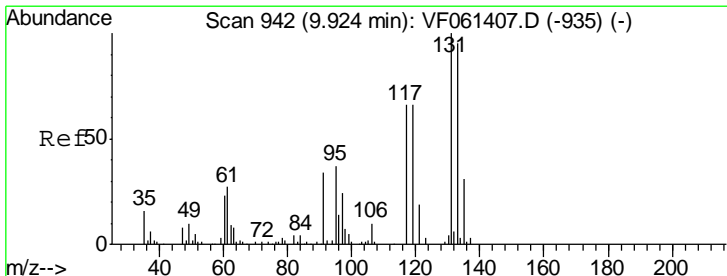
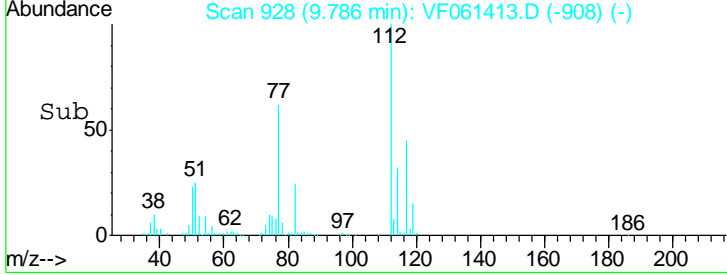
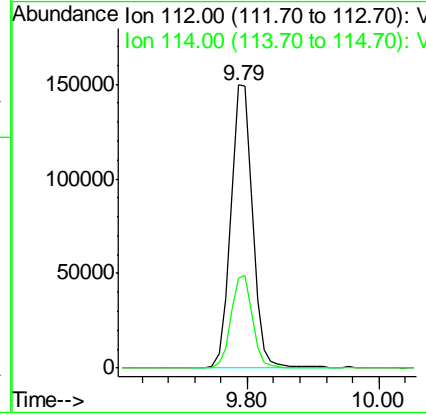
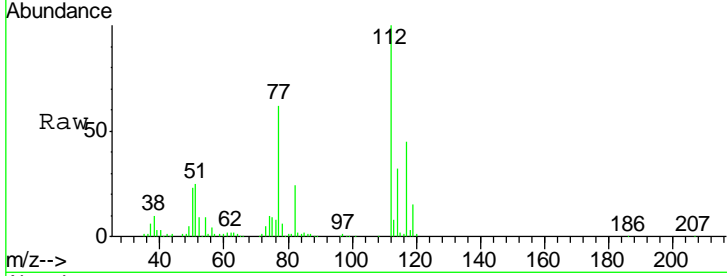




#65
 Chlorobenzene
 Concen: 50.383 ug/l
 RT: 9.79 min Scan# 928
 Delta R.T. 0.00 min
 Lab File: VF061413.D
 Acq: 16 Jan 2019 15:35

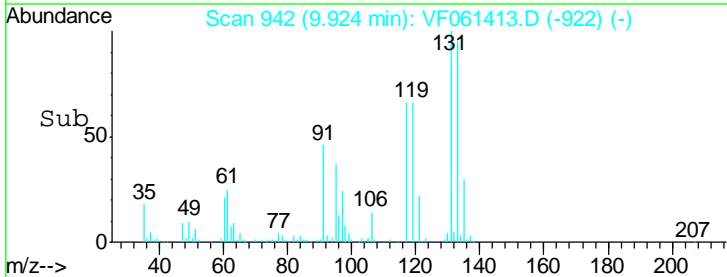
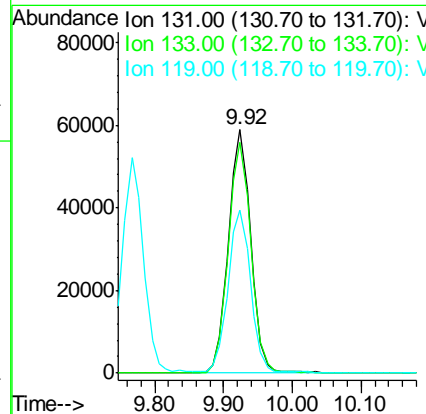
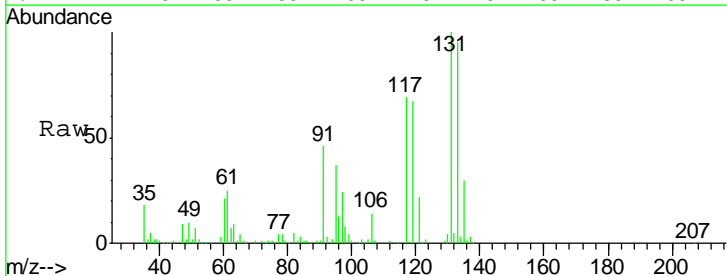
Instrument : MSVOA_F
 ClientSampled : VSTDCCC050

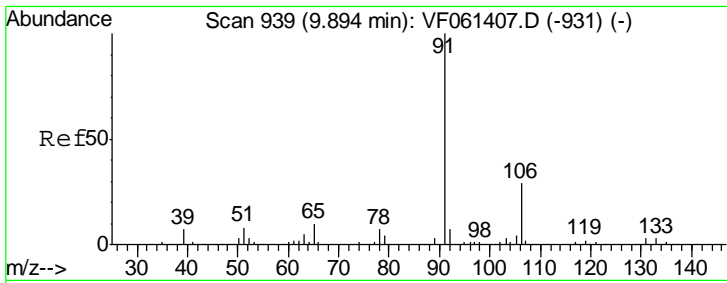
Tgt Ion	Resp	Lower	Upper
112	349712		
114	31.8	25.4	38.0



#66
 1,1,1,2-Tetrachloroethane
 Concen: 48.059 ug/l
 RT: 9.92 min Scan# 942
 Delta R.T. 0.00 min
 Lab File: VF061413.D
 Acq: 16 Jan 2019 15:35

Tgt Ion	Resp	Lower	Upper
131	132886		
133	95.0	47.4	142.2
119	66.7	33.1	99.3



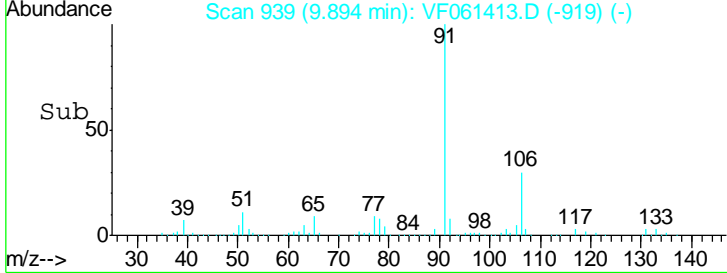
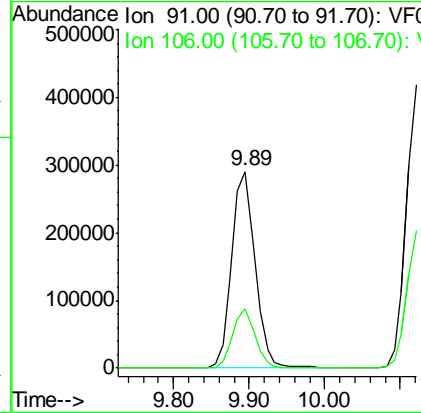
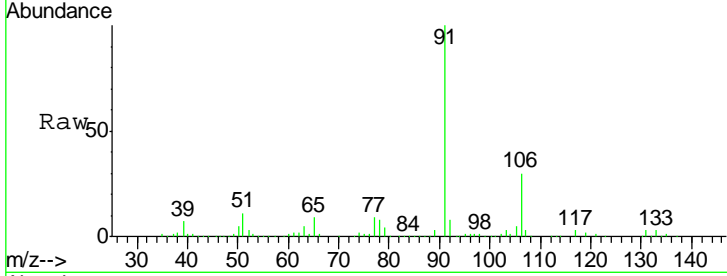


#67
 Ethyl Benzene
 Concen: 48.893 ug/l
 RT: 9.89 min Scan# 939
 Delta R.T. 0.00 min
 Lab File: VF061413.D
 Acq: 16 Jan 2019 15:35

Instrument : MSVOA_F
 ClientSampled : VSTDCCC050

Tgt Ion: 91 Resp: 620038

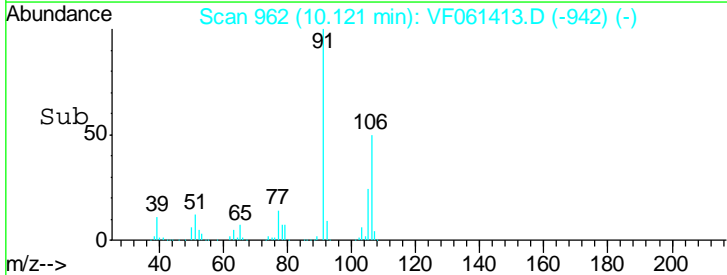
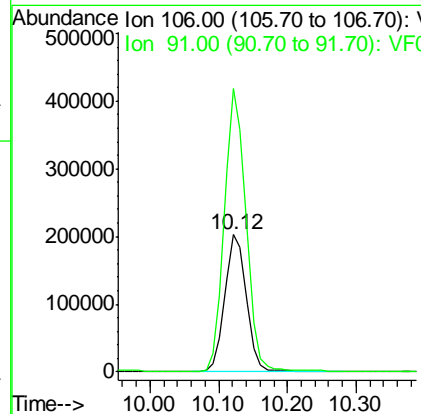
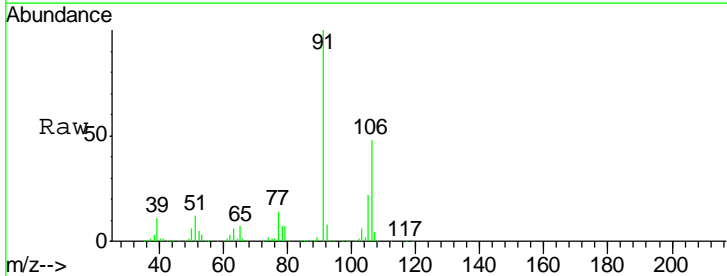
Ion	Ratio	Lower	Upper
91	100		
106	30.1	23.1	34.7

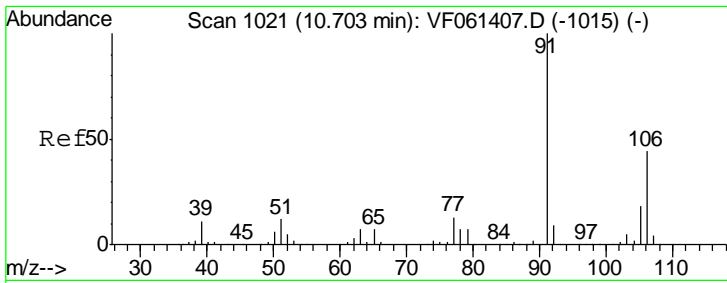


#68
 m/p-Xylenes
 Concen: 97.077 ug/l
 RT: 10.12 min Scan# 962
 Delta R.T. 0.00 min
 Lab File: VF061413.D
 Acq: 16 Jan 2019 15:35

Tgt Ion: 106 Resp: 442787

Ion	Ratio	Lower	Upper
106	100		
91	206.3	166.2	249.4

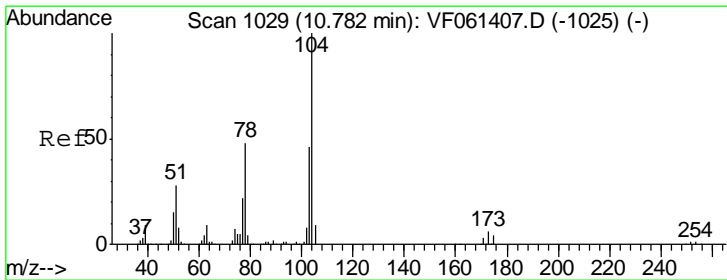
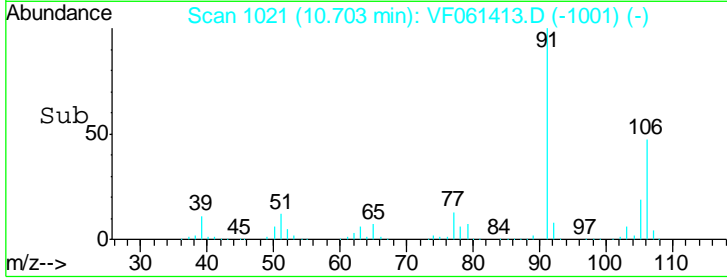
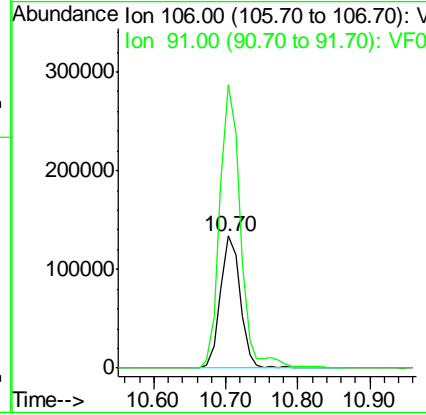
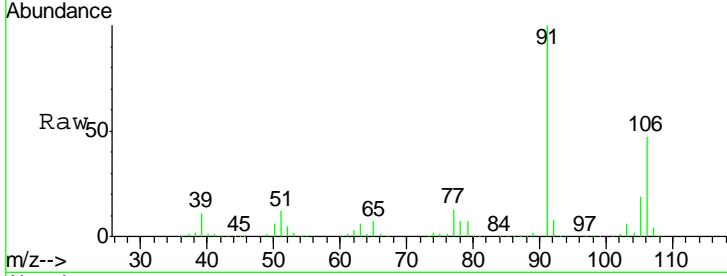




#69
 o-Xylene
 Concen: 51.642 ug/l
 RT: 10.70 min Scan# 1021
 Delta R.T. 0.00 min
 Lab File: VF061413.D
 Acq: 16 Jan 2019 15:35

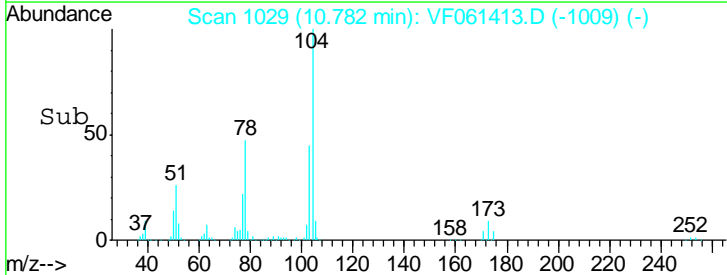
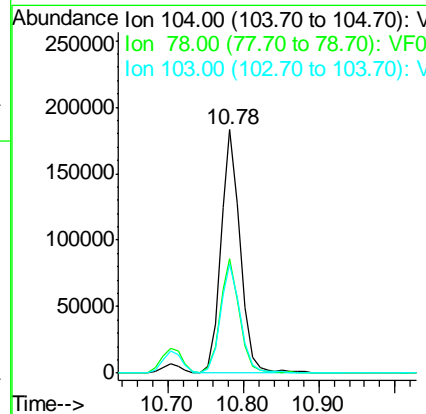
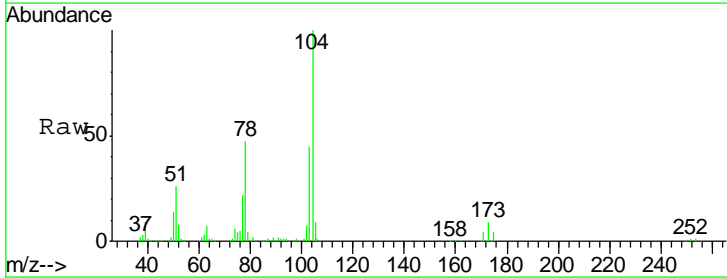
Instrument :
 MSVOA_F
 ClientSampled :
 VSTDCCC050

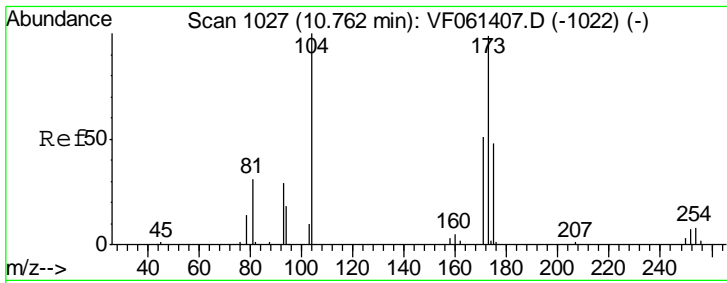
Tgt Ion:106 Resp: 255293
 Ion Ratio Lower Upper
 106 100
 91 213.9 113.3 339.8



#70
 Styrene
 Concen: 48.218 ug/l
 RT: 10.78 min Scan# 1029
 Delta R.T. 0.00 min
 Lab File: VF061413.D
 Acq: 16 Jan 2019 15:35

Tgt Ion:104 Resp: 326281
 Ion Ratio Lower Upper
 104 100
 78 46.9 38.8 58.2
 103 45.1 37.0 55.6

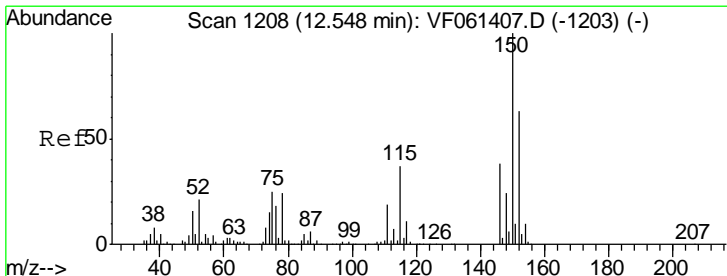
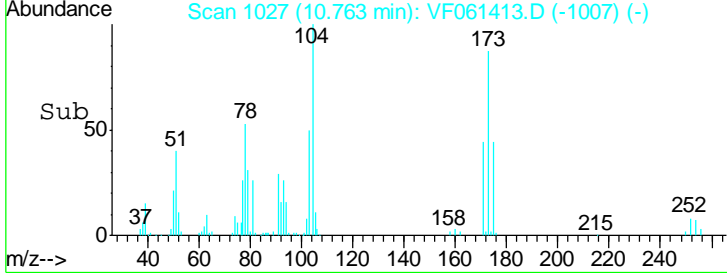
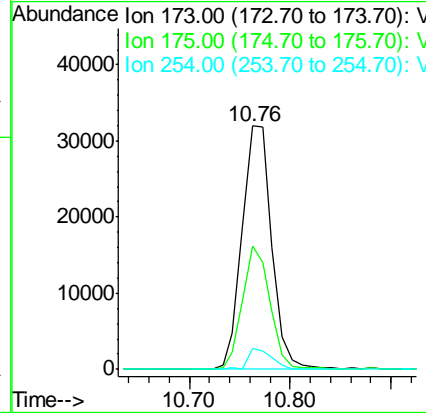
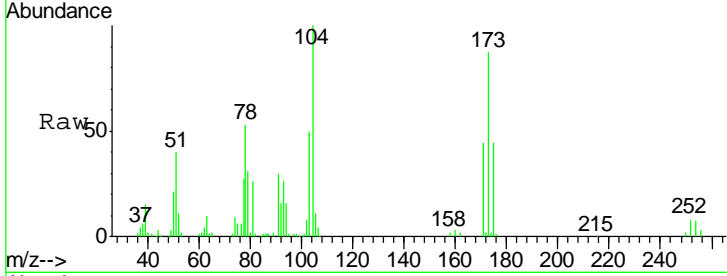




#71
 Bromoform
 Concen: 52.779 ug/l
 RT: 10.76 min Scan# 1027
 Delta R.T. 0.00 min
 Lab File: VF061413.D
 Acq: 16 Jan 2019 15:35

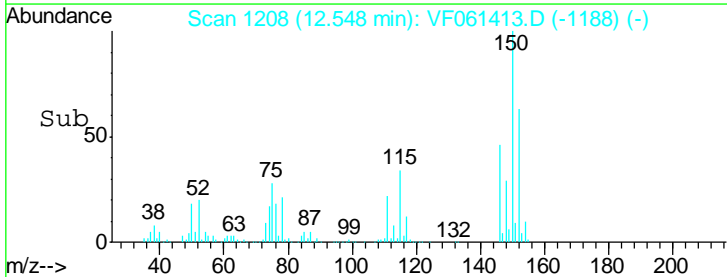
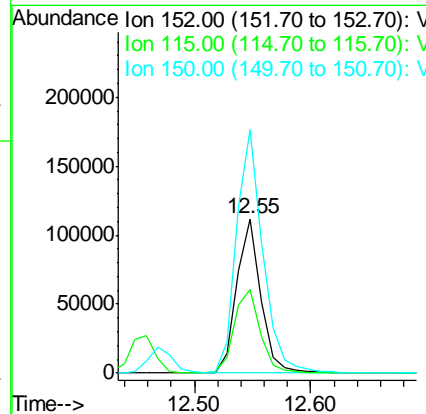
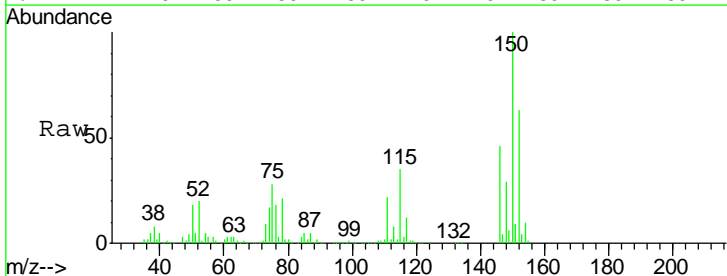
Instrument :
 MSVOA_F
 ClientSampled :
 VSTDCCC050

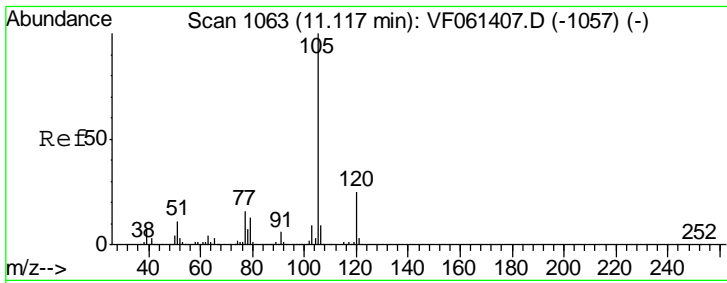
Tgt Ion	Resp	Lower	Upper
173	65571		
173	100		
175	50.6	24.1	72.4
254	8.6	0.0	0.0#



#72
 1,4-Dichlorobenzene-d4
 Concen: 50.000 ug/l
 RT: 12.55 min Scan# 1208
 Delta R.T. 0.00 min
 Lab File: VF061413.D
 Acq: 16 Jan 2019 15:35

Tgt Ion	Resp	Lower	Upper
152	161431		
152	100		
115	54.5	30.0	90.0
150	157.6	0.0	321.4

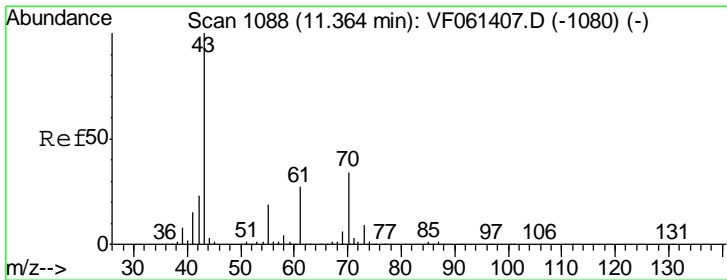
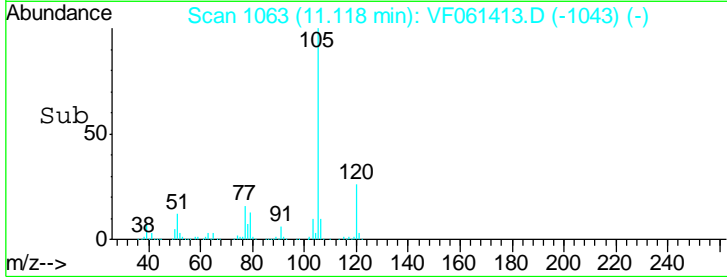
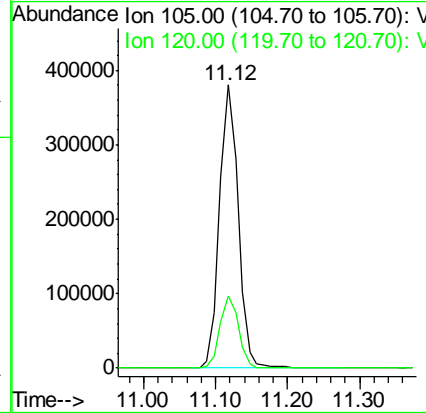
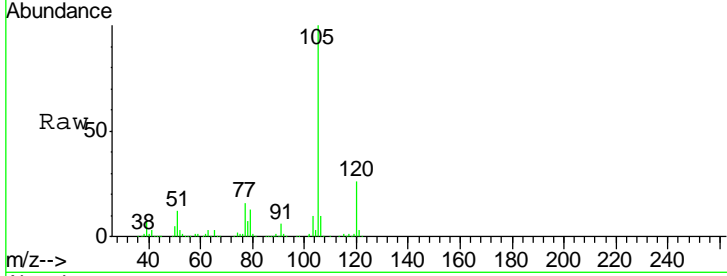




#73
 Isopropylbenzene
 Concen: 51.760 ug/l
 RT: 11.12 min Scan# 1063
 Delta R.T. 0.00 min
 Lab File: VF061413.D
 Acq: 16 Jan 2019 15:35

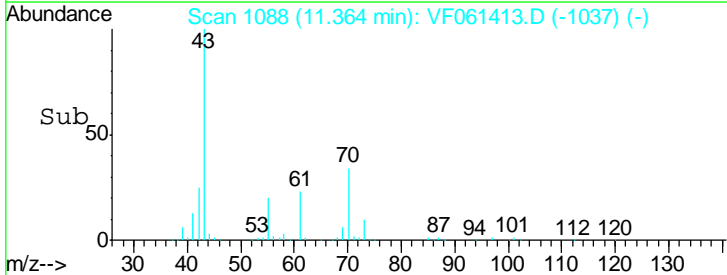
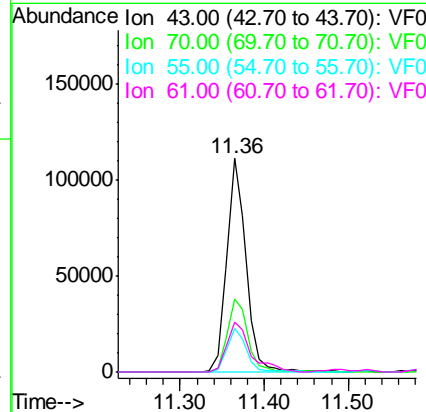
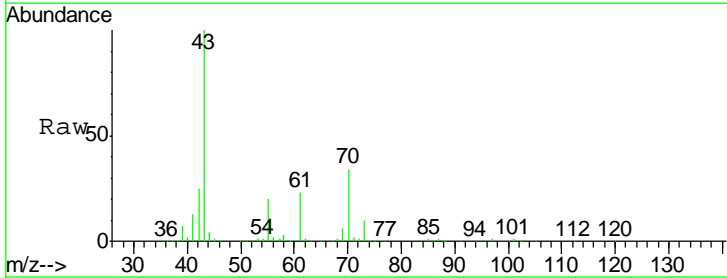
Instrument :
 MSVOA_F
 ClientSampleId :
 VSTDCCC050

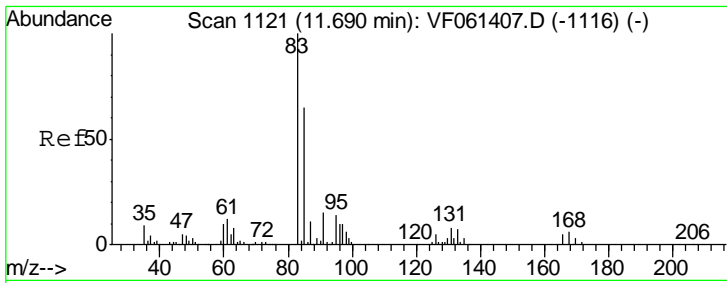
Tgt Ion: 105 Resp: 679576
 Ion Ratio Lower Upper
 105 100
 120 25.7 12.6 37.8



#74
 N-nyl acetate
 Concen: 57.076 ug/l
 RT: 11.36 min Scan# 1088
 Delta R.T. 0.00 min
 Lab File: VF061413.D
 Acq: 16 Jan 2019 15:35

Tgt Ion: 43 Resp: 177202
 Ion Ratio Lower Upper
 43 100
 70 33.9 27.6 41.4
 55 20.4 15.4 23.2
 61 23.3 21.8 32.6

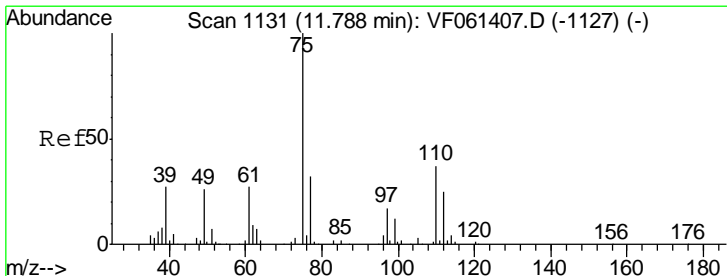
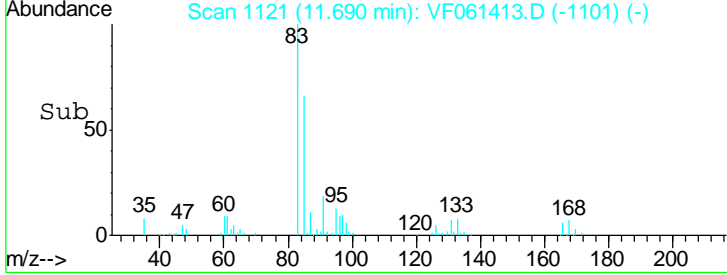
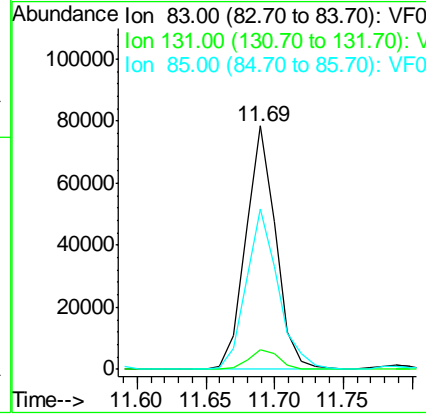
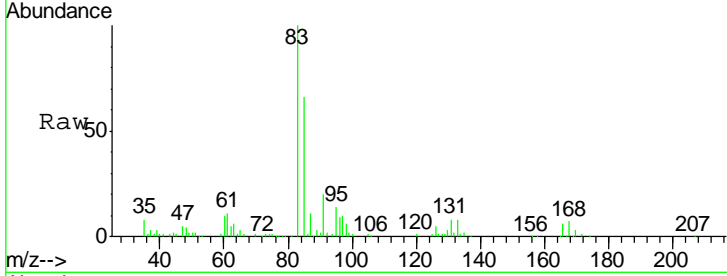




#75
 1,1,2,2-Tetrachloroethane
 Concen: 50.908 ug/l
 RT: 11.69 min Scan# 1121
 Delta R.T. 0.00 min
 Lab File: VF061413.D
 Acq: 16 Jan 2019 15:35

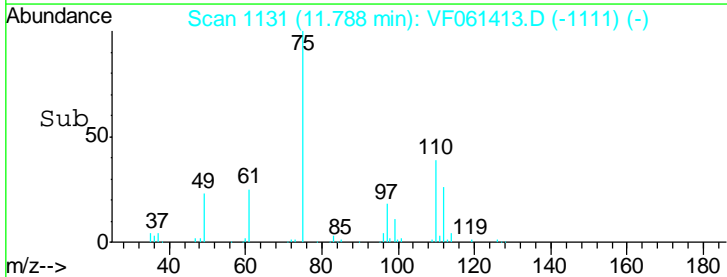
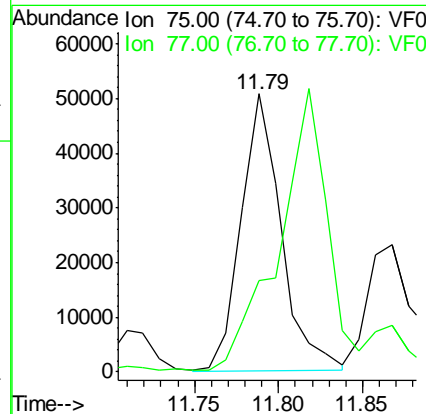
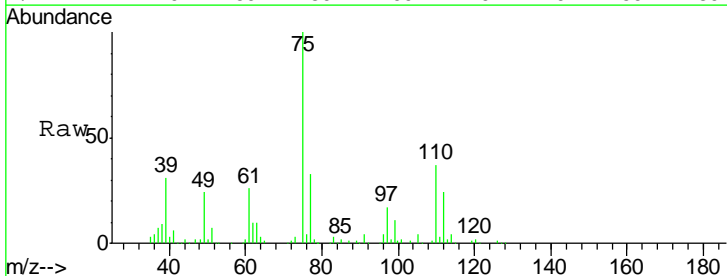
Instrument : MSVOA_F
 ClientSampled : VSTDCCC050

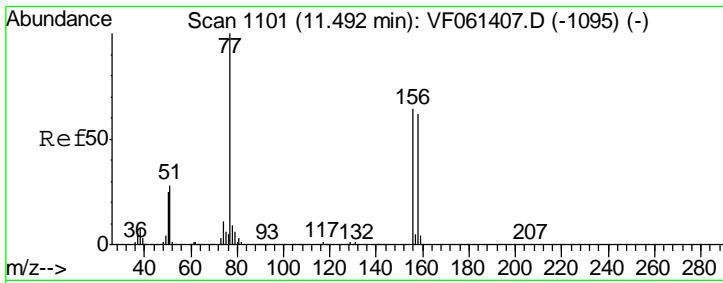
Tgt Ion	Resp	Lower	Upper
83	119074		
131	8.0	4.0	12.2
85	66.1	32.7	98.1



#76
 1,2,3-Trichloropropane
 Concen: 50.055 ug/l
 RT: 11.79 min Scan# 1131
 Delta R.T. 0.00 min
 Lab File: VF061413.D
 Acq: 16 Jan 2019 15:35

Tgt Ion	Resp	Lower	Upper
75	84125		
77	33.0	16.1	48.3

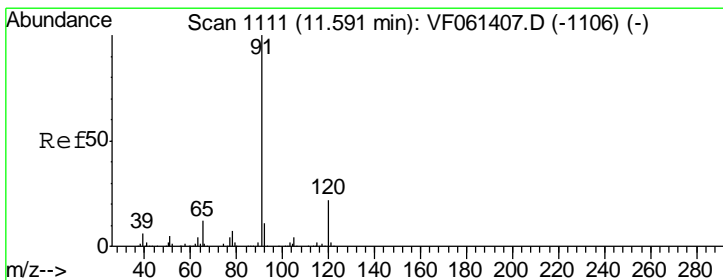
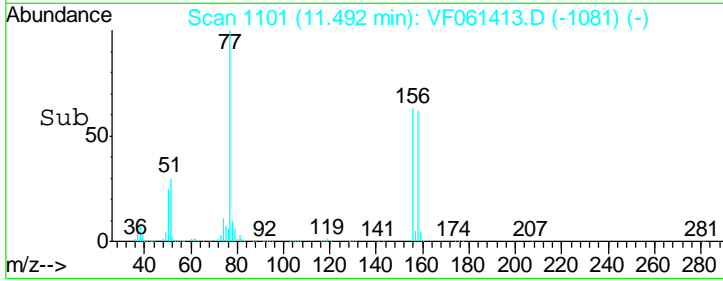
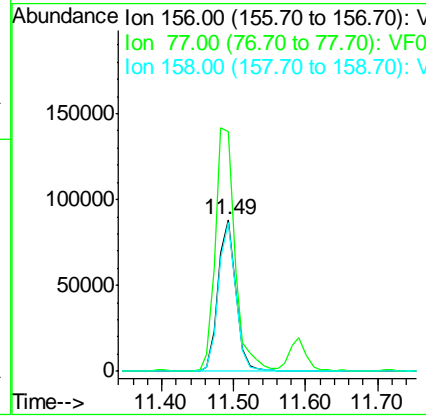
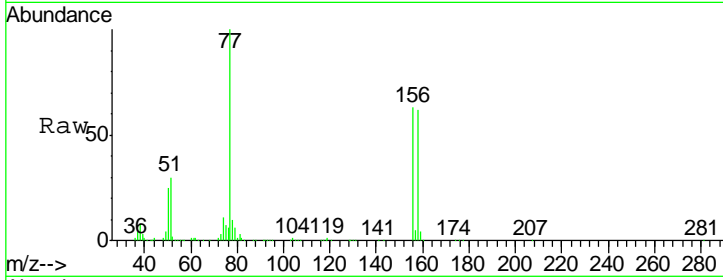




#77
 Bromobenzene
 Concen: 53.861 ug/l
 RT: 11.49 min Scan# 1101
 Delta R.T. 0.00 min
 Lab File: VF061413.D
 Acq: 16 Jan 2019 15:35

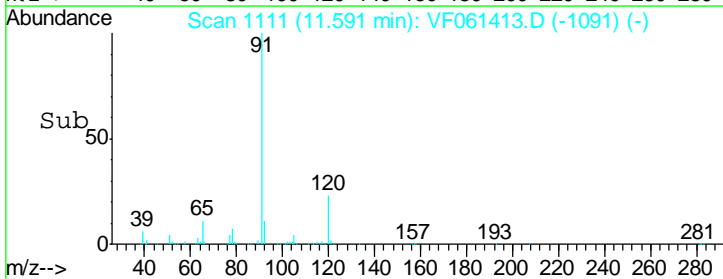
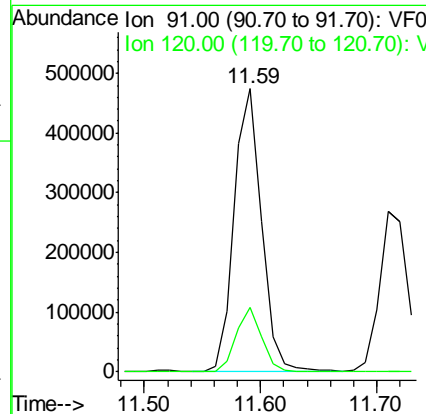
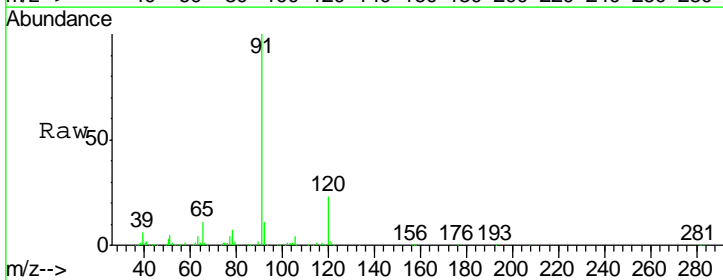
Instrument :
 MSVOA_F
 ClientSampled :
 VSTDCCC050

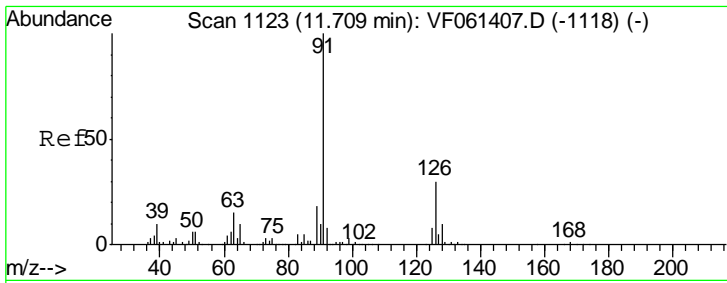
Tgt Ion	Resp	Lower	Upper
156	149346		
77	158.4	78.3	234.9
158	98.5	48.9	146.7



#78
 n-propylbenzene
 Concen: 48.001 ug/l
 RT: 11.59 min Scan# 1111
 Delta R.T. 0.00 min
 Lab File: VF061413.D
 Acq: 16 Jan 2019 15:35

Tgt Ion	Resp	Lower	Upper
91	771393		
120	22.9	10.9	32.6

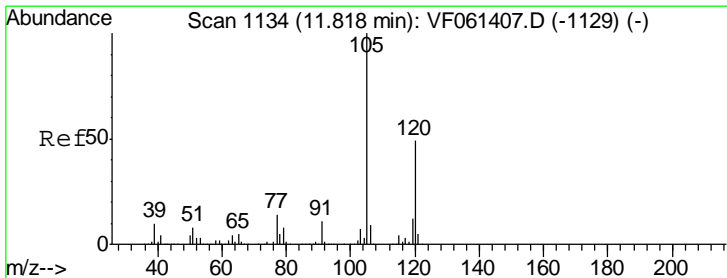
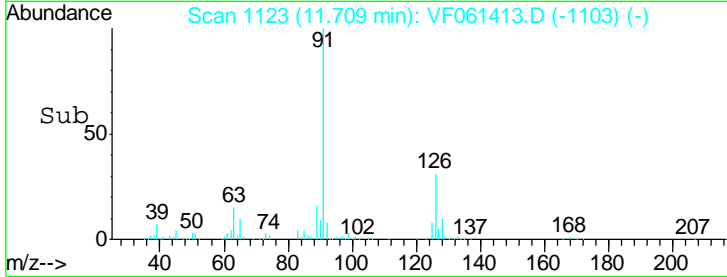
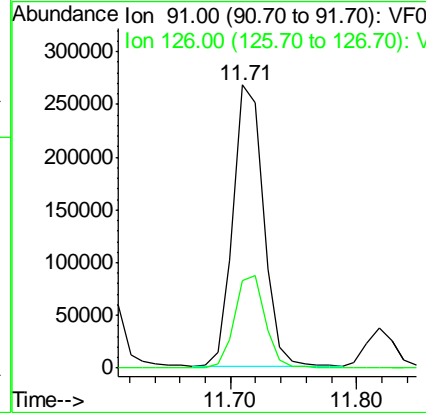
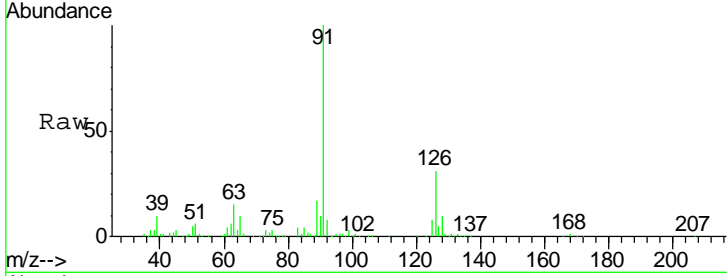




#79
 2-Chlorotoluene
 Concen: 49.061 ug/l
 RT: 11.71 min Scan# 1123
 Delta R.T. 0.00 min
 Lab File: VF061413.D
 Acq: 16 Jan 2019 15:35

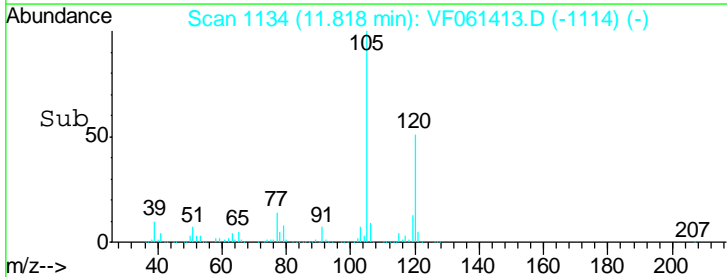
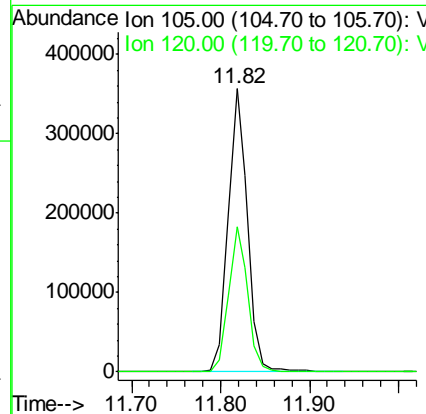
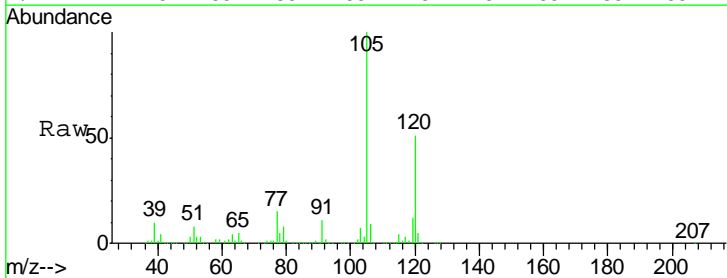
Instrument :
 MSVOA_F
 ClientSampleId :
 VSTDCCC050

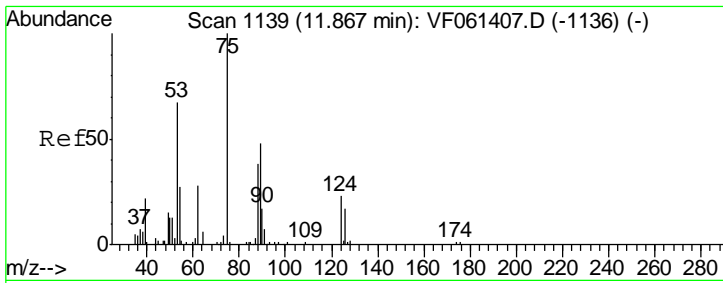
Tgt Ion: 91 Resp: 446928
 Ion Ratio Lower Upper
 91 100
 126 30.9 15.0 45.1



#80
 1,3,5-Trimethylbenzene
 Concen: 51.946 ug/l
 RT: 11.82 min Scan# 1134
 Delta R.T. 0.00 min
 Lab File: VF061413.D
 Acq: 16 Jan 2019 15:35

Tgt Ion: 105 Resp: 550404
 Ion Ratio Lower Upper
 105 100
 120 51.3 24.7 74.1

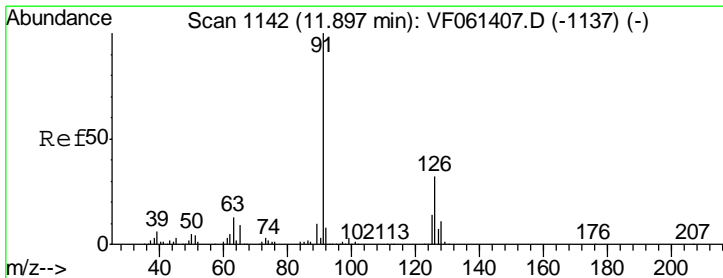
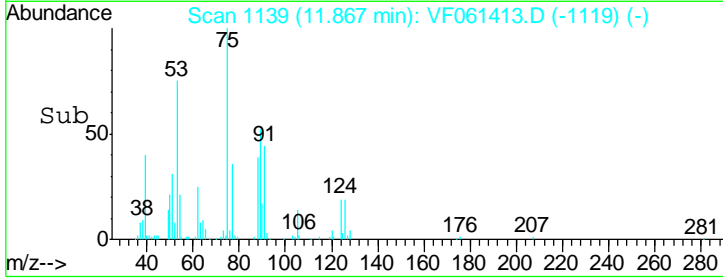
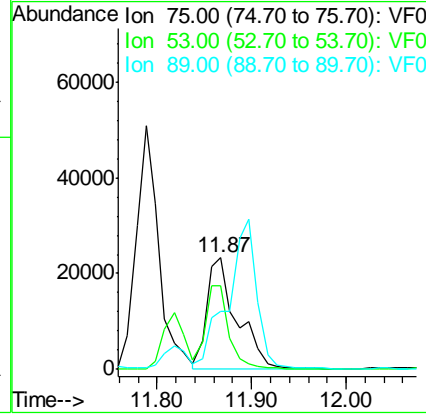
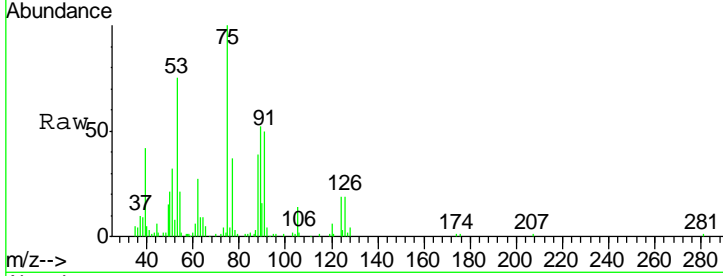




#81
 trans-1,4-Dichloro-2-butene
 Concen: 72.488 ug/l
 RT: 11.87 min Scan# 1139
 Delta R.T. 0.00 min
 Lab File: VF061413.D
 Acq: 16 Jan 2019 15:35

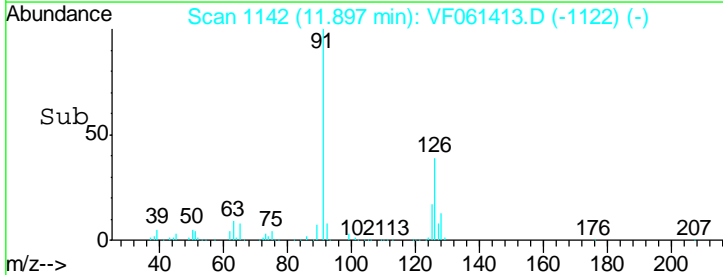
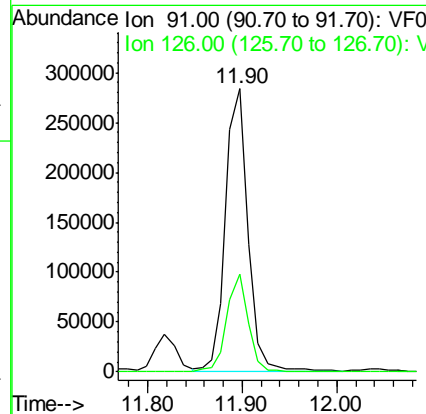
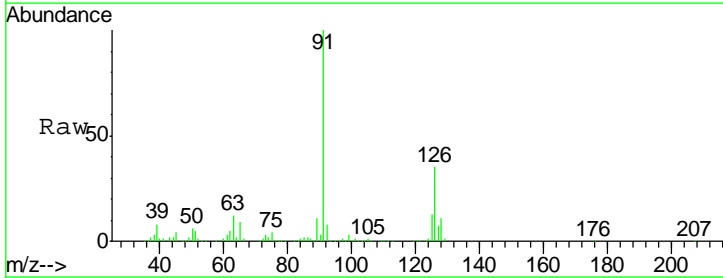
Instrument :
 MSVOA_F
 ClientSampleId :
 VSTDCCC050

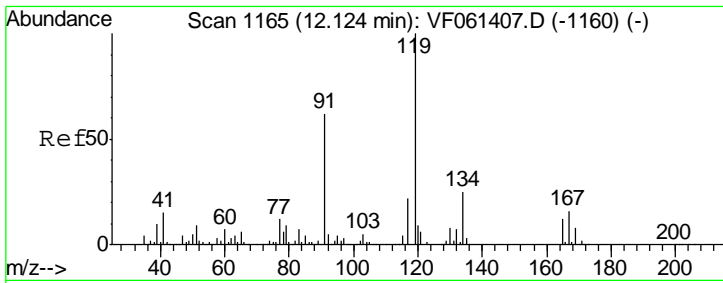
Tgt Ion	Resp	Lower	Upper
75	100		
53	74.9	57.8	86.6
89	51.7	40.7	61.1



#82
 4-Chlorotoluene
 Concen: 50.452 ug/l
 RT: 11.90 min Scan# 1142
 Delta R.T. 0.00 min
 Lab File: VF061413.D
 Acq: 16 Jan 2019 15:35

Tgt Ion	Resp	Lower	Upper
91	100		
126	34.6	16.0	47.9

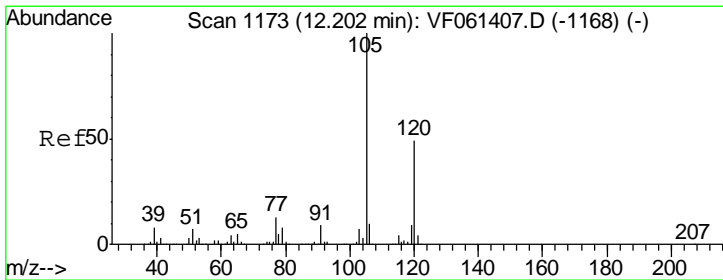
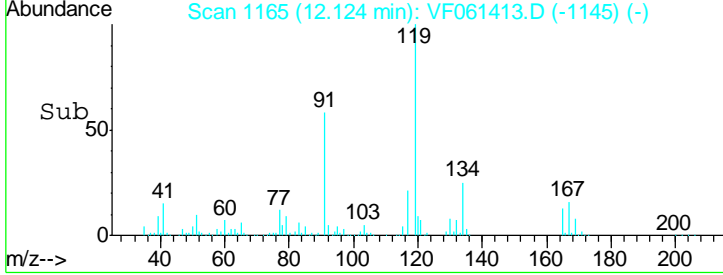
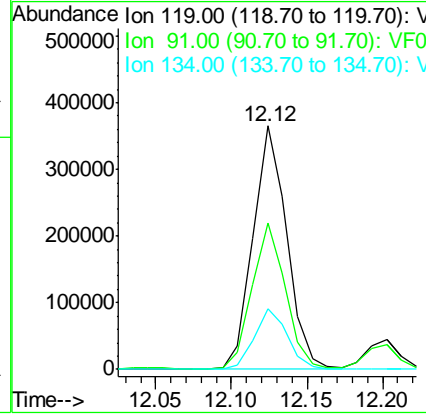
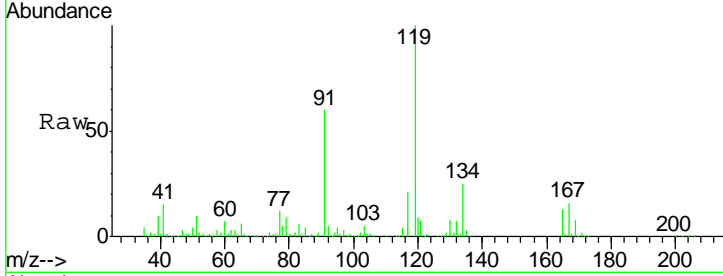




#83
 tert-Butylbenzene
 Concen: 51.921 ug/l
 RT: 12.12 min Scan# 1165
 Delta R.T. 0.00 min
 Lab File: VF061413.D
 Acq: 16 Jan 2019 15:35

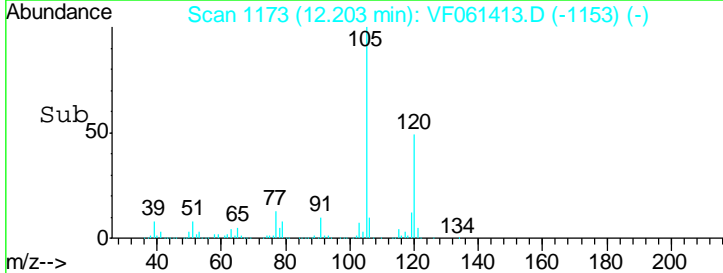
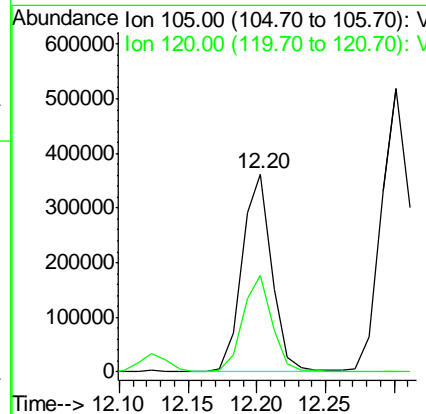
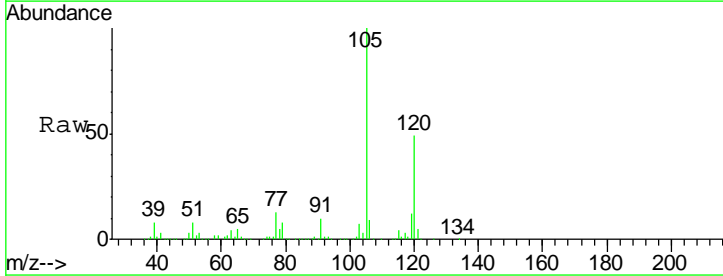
Instrument : MSVOA_F
 ClientSampleId : VSTDCCC050

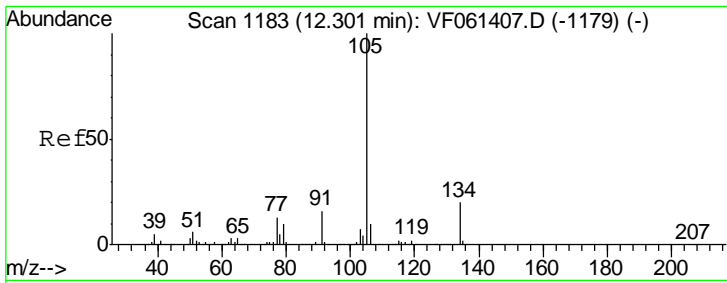
Tgt Ion	Resp	Lower	Upper
119	569405		
91	60.3	31.3	93.8
134	24.7	12.4	37.0



#84
 1,2,4-Trimethylbenzene
 Concen: 49.925 ug/l
 RT: 12.20 min Scan# 1173
 Delta R.T. 0.00 min
 Lab File: VF061413.D
 Acq: 16 Jan 2019 15:35

Tgt Ion	Resp	Lower	Upper
105	544884		
120	48.9	24.9	74.6

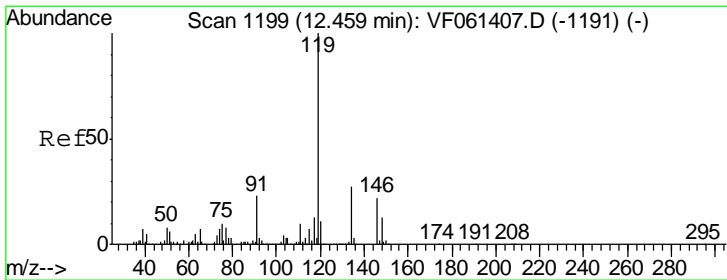
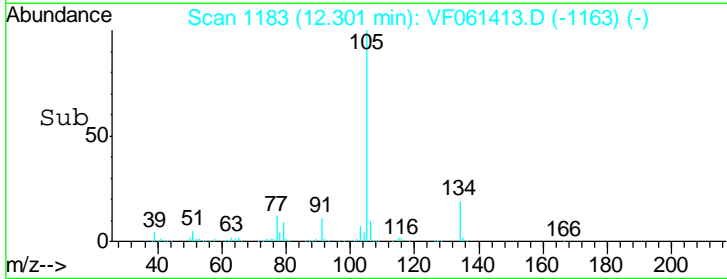
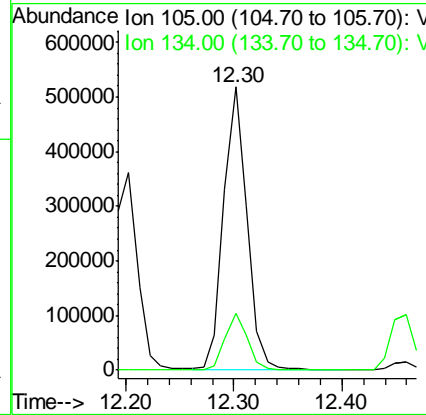
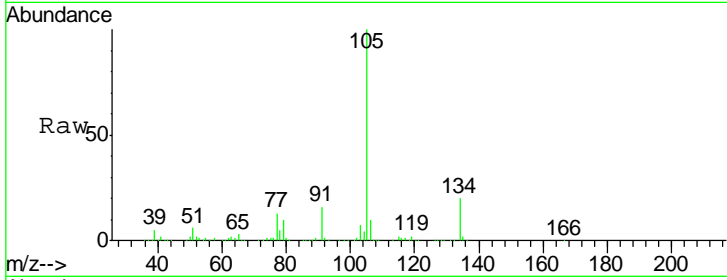




#85
 sec-Butylbenzene
 Concen: 52.302 ug/l
 RT: 12.30 min Scan# 1183
 Delta R.T. 0.00 min
 Lab File: VF061413.D
 Acq: 16 Jan 2019 15:35

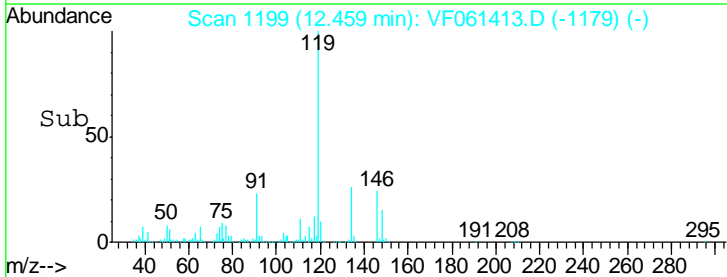
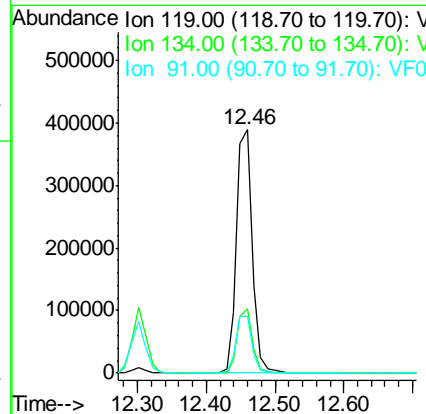
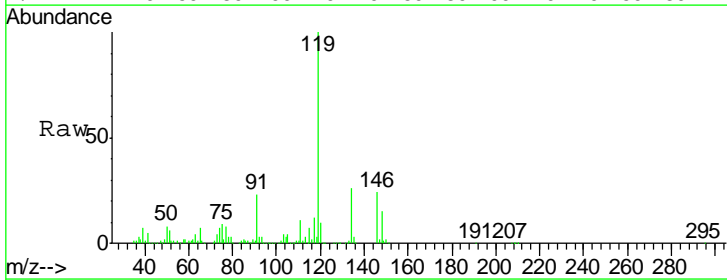
Instrument :
 MSVOA_F
 ClientSampleId :
 VSTDCCC050

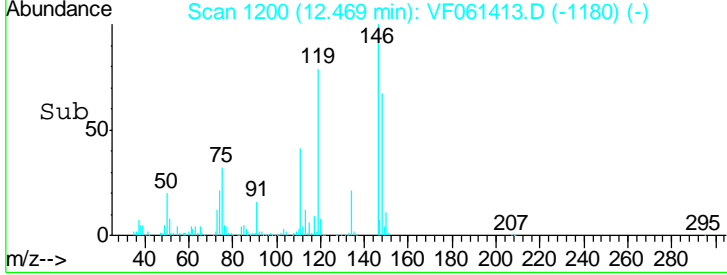
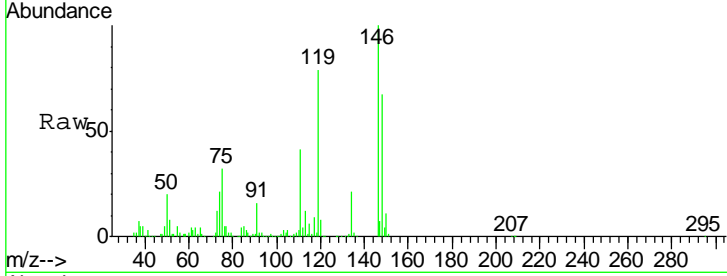
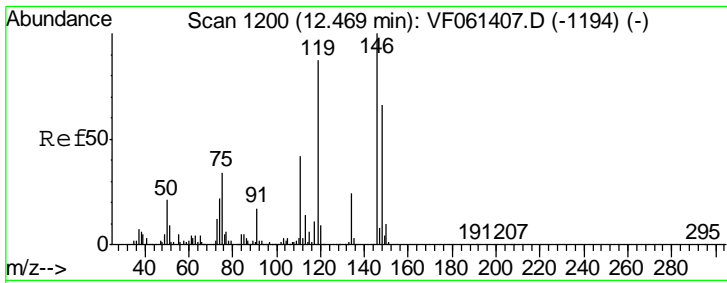
Tgt Ion: 105 Resp: 778946
 Ion Ratio Lower Upper
 105 100
 134 20.2 10.0 30.0



#86
 p-Isopropyltoluene
 Concen: 50.542 ug/l
 RT: 12.46 min Scan# 1199
 Delta R.T. 0.00 min
 Lab File: VF061413.D
 Acq: 16 Jan 2019 15:35

Tgt Ion: 119 Resp: 617916
 Ion Ratio Lower Upper
 119 100
 134 26.2 13.4 40.2
 91 23.1 11.4 34.2

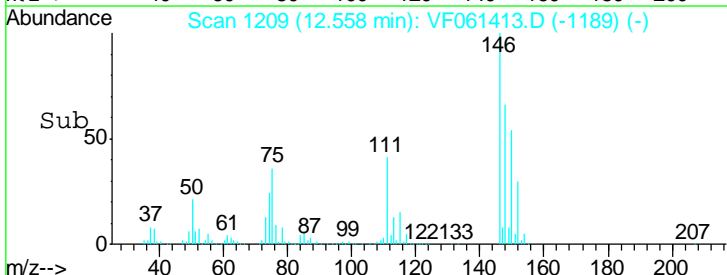
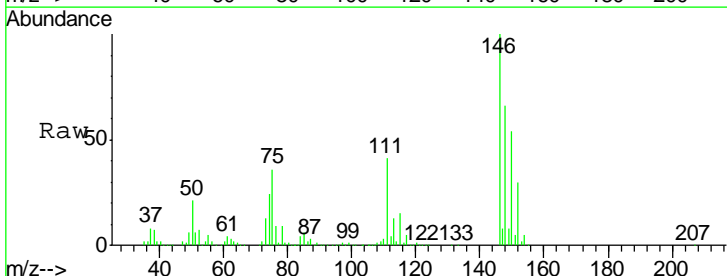
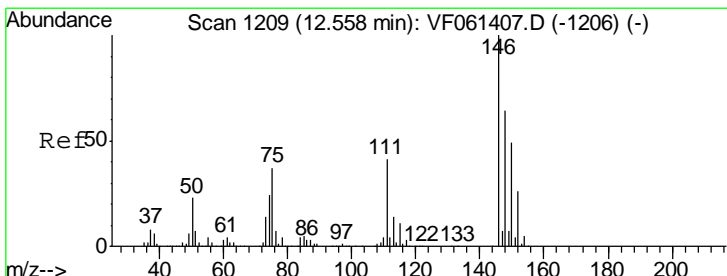
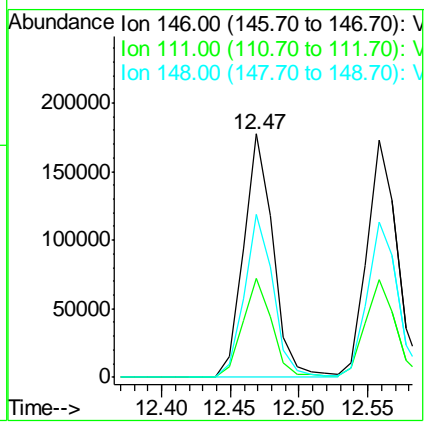




#87
 1,3-Dichlorobenzene
 Concen: 48.243 ug/l
 RT: 12.47 min Scan# 1200
 Delta R.T. 0.00 min
 Lab File: VF061413.D
 Acq: 16 Jan 2019 15:35

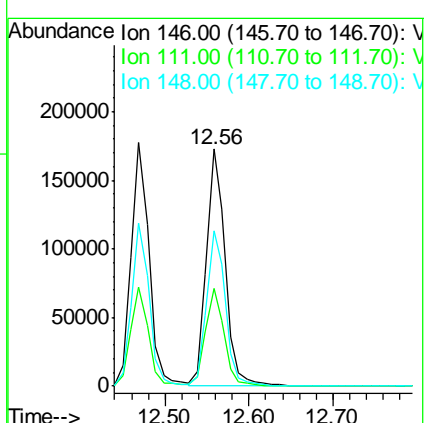
Instrument : MSVOA_F
 ClientSampleId : VSTDCCC050

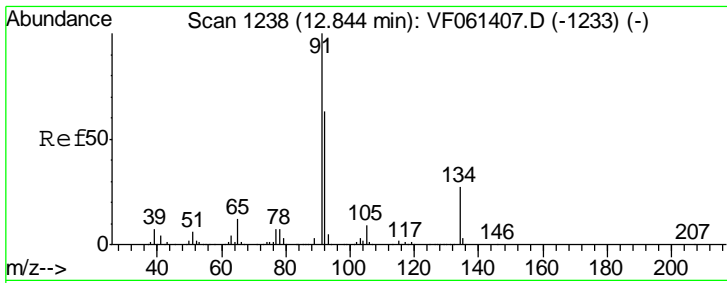
Tgt Ion	Resp	Lower	Upper
146	100		
111	40.6	21.1	63.4
148	66.7	32.9	98.6



#88
 1,4-Dichlorobenzene
 Concen: 51.185 ug/l
 RT: 12.56 min Scan# 1209
 Delta R.T. 0.00 min
 Lab File: VF061413.D
 Acq: 16 Jan 2019 15:35

Tgt Ion	Resp	Lower	Upper
146	100		
111	41.2	20.8	62.2
148	65.6	32.1	96.5

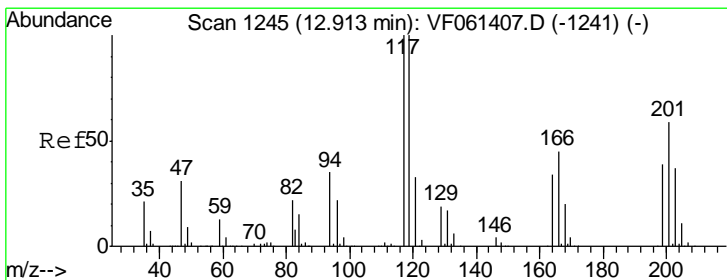
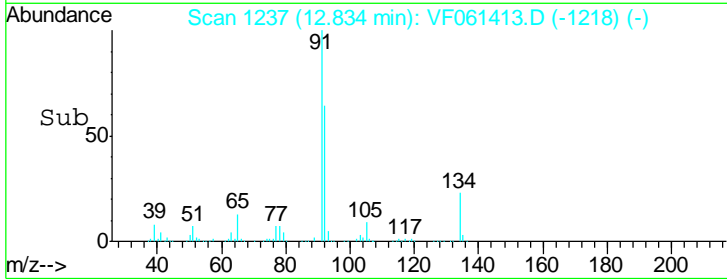
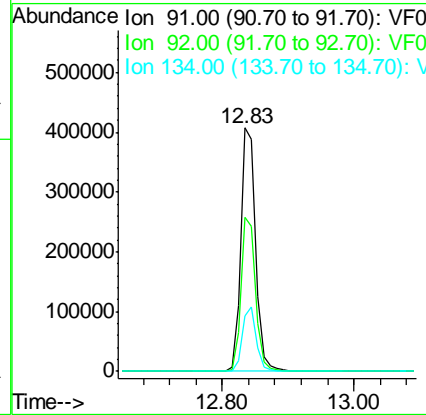
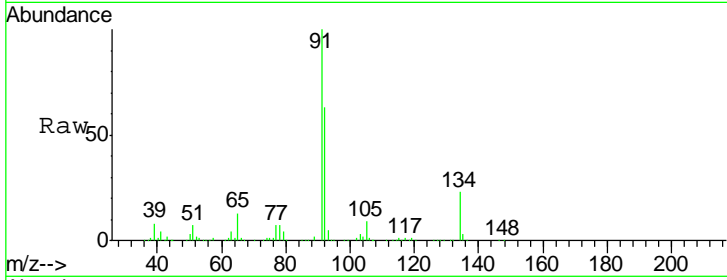




#89
 n-Butylbenzene
 Concen: 50.905 ug/l
 RT: 12.83 min Scan# 1237
 Delta R.T. -0.01 min
 Lab File: VF061413.D
 Acq: 16 Jan 2019 15:35

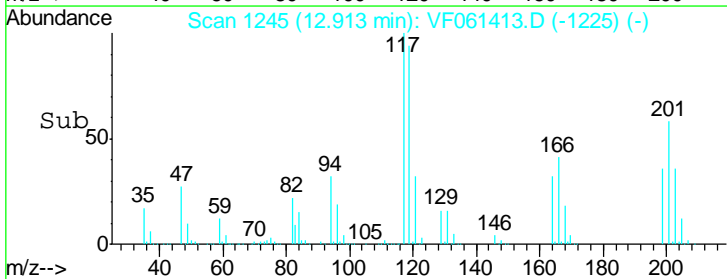
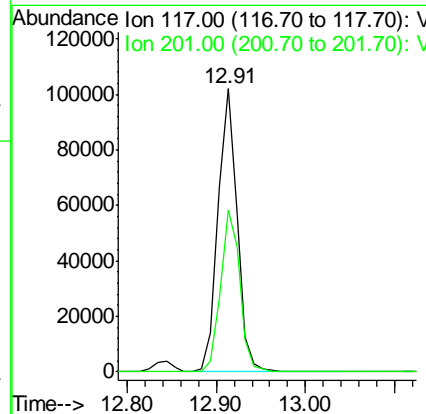
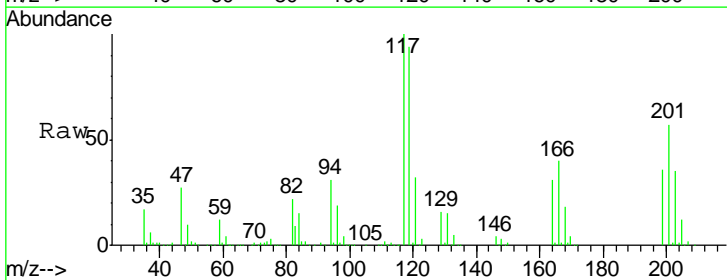
Instrument :
 MSVOA_F
 ClientSampleId :
 VSTDC0050

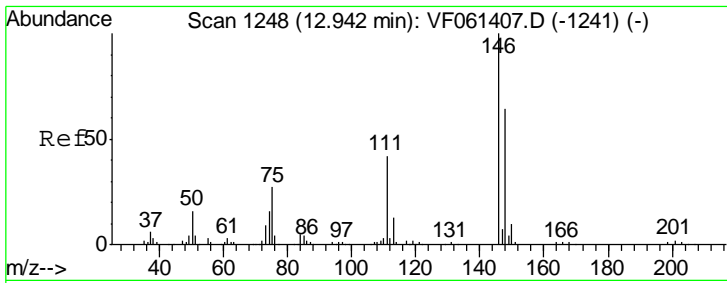
Tgt Ion	Resp	Lower	Upper
91	641834		
92	63.5	31.6	94.7
134	22.7	13.6	40.8



#90
 Hexachloroethane
 Concen: 53.257 ug/l
 RT: 12.91 min Scan# 1245
 Delta R.T. 0.00 min
 Lab File: VF061413.D
 Acq: 16 Jan 2019 15:35

Tgt Ion	Resp	Lower	Upper
117	153483		
201	57.4	29.3	87.8

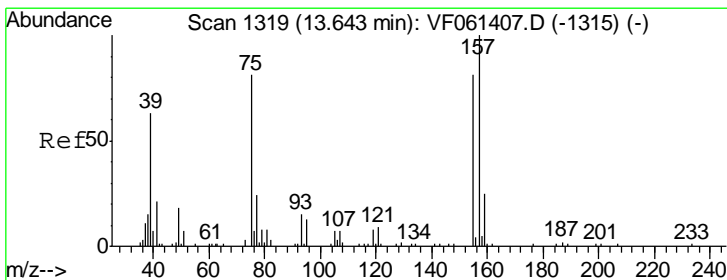
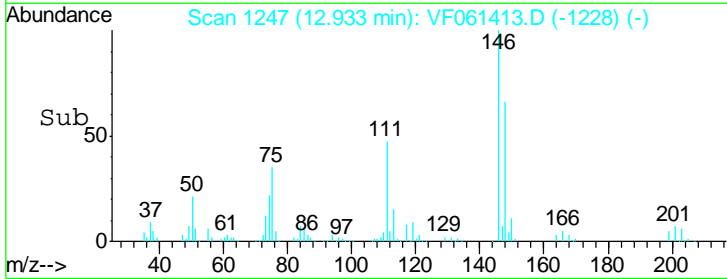
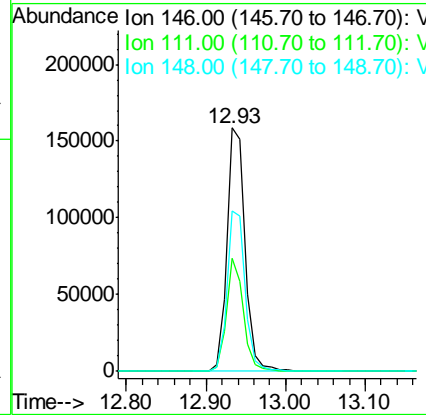
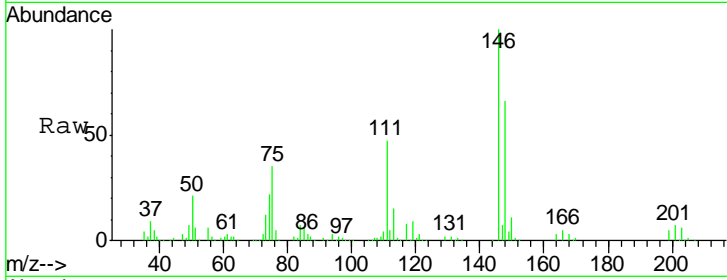




#91
 1,2-Dichlorobenzene
 Concen: 49.181 ug/l
 RT: 12.93 min Scan# 1247
 Delta R.T. -0.01 min
 Lab File: VF061413.D
 Acq: 16 Jan 2019 15:35

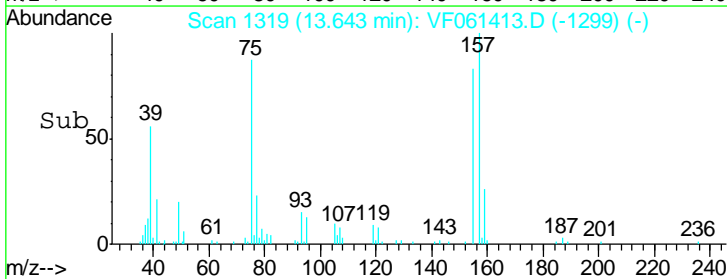
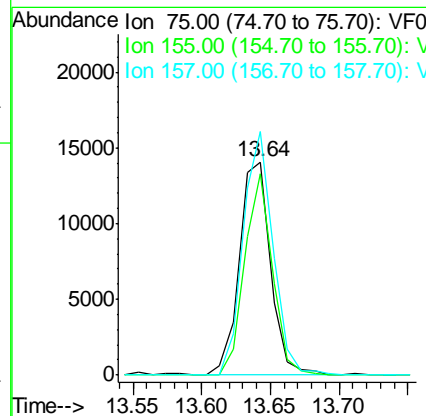
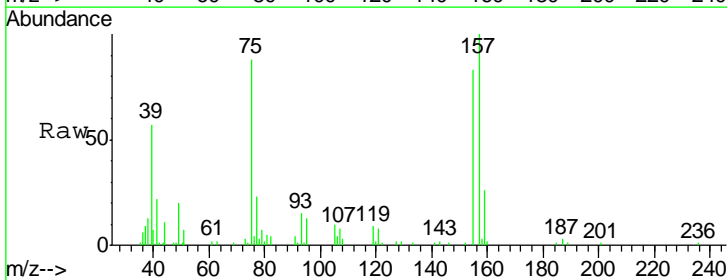
Instrument :
 MSVOA_F
 ClientSampled :
 VSTDC050

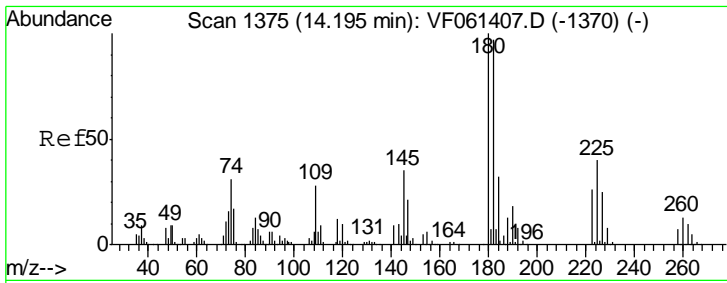
Tgt Ion	Resp	Lower	Upper
146	100		
111	46.6	21.1	63.3
148	65.6	31.9	95.7



#92
 1,2-Dibromo-3-Chloropropane
 Concen: 53.864 ug/l
 RT: 13.64 min Scan# 1319
 Delta R.T. 0.00 min
 Lab File: VF061413.D
 Acq: 16 Jan 2019 15:35

Tgt Ion	Resp	Lower	Upper
75	100		
155	94.7	49.7	149.1
157	114.2	61.4	184.1

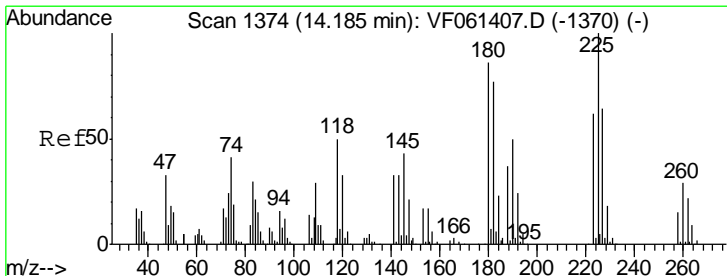
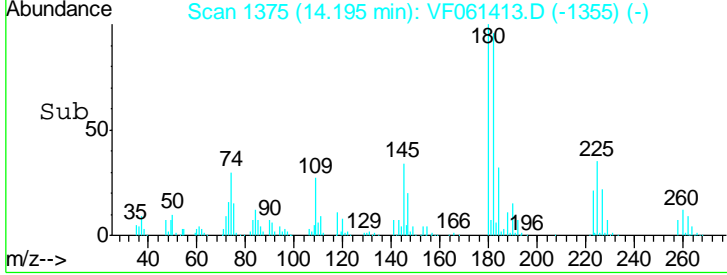
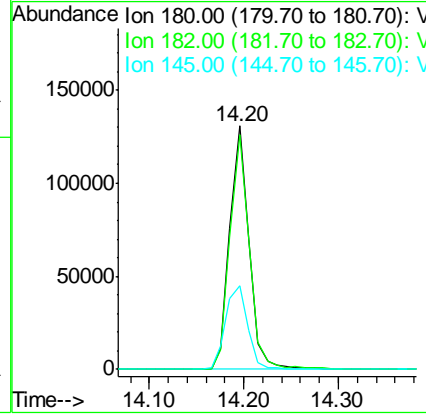
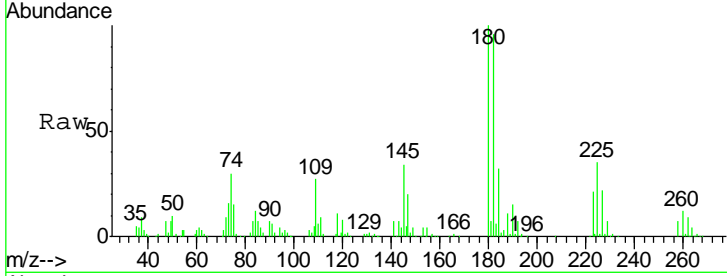




#93
 1,2,4-Trichlorobenzene
 Concen: 51.309 ug/l
 RT: 14.20 min Scan# 1375
 Delta R.T. 0.00 min
 Lab File: VF061413.D
 Acq: 16 Jan 2019 15:35

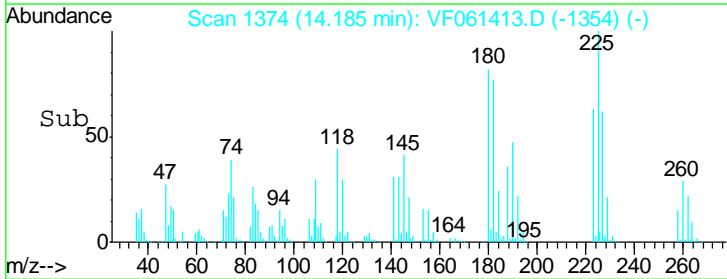
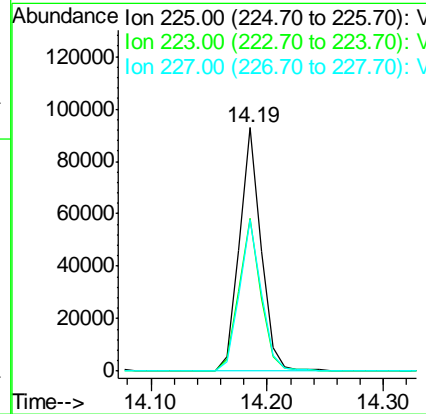
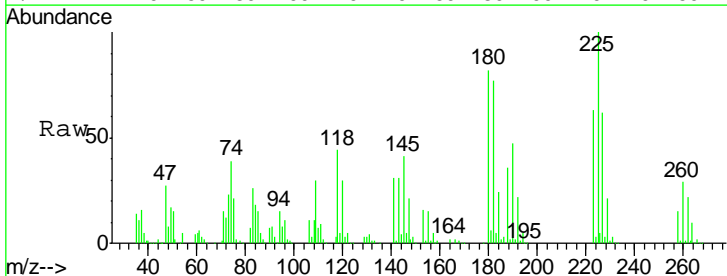
Instrument : MSVOA_F
 ClientSampleId : VSTDCCC050

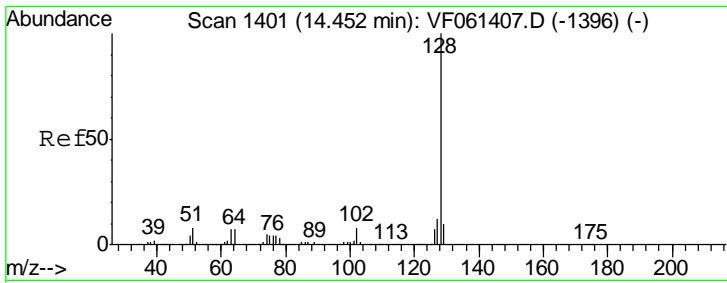
Tgt Ion	Resp	Lower	Upper
180	186439		
182	96.3	48.5	145.6
145	34.3	17.5	52.6



#94
 Hexachlorobutadiene
 Concen: 53.337 ug/l
 RT: 14.19 min Scan# 1374
 Delta R.T. 0.00 min
 Lab File: VF061413.D
 Acq: 16 Jan 2019 15:35

Tgt Ion	Resp	Lower	Upper
225	120263		
223	62.6	31.1	93.2
227	62.4	32.2	96.6

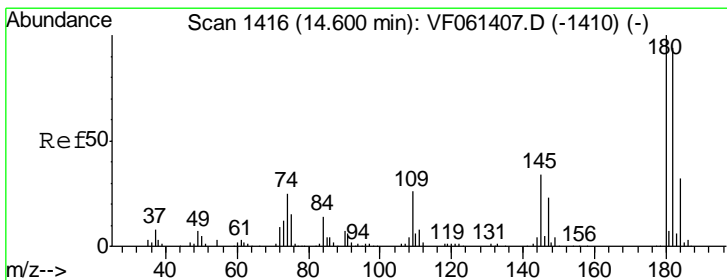
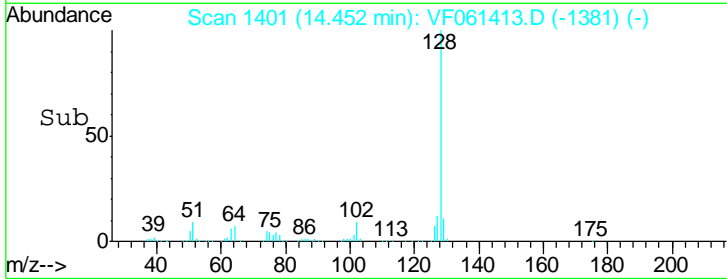
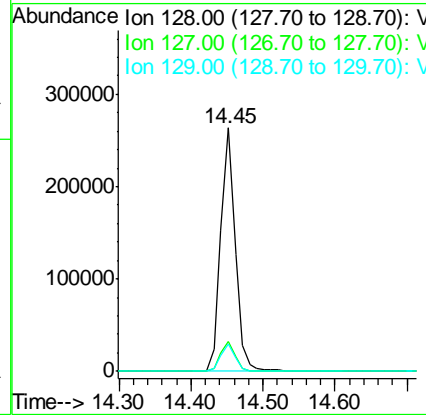
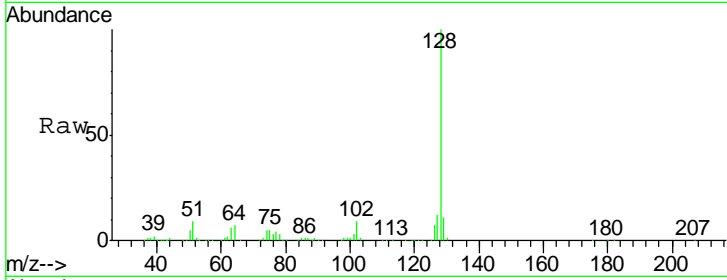




#95
 Naphthalene
 Concen: 53.231 ug/l
 RT: 14.45 min Scan# 1401
 Delta R.T. 0.00 min
 Lab File: VF061413.D
 Acq: 16 Jan 2019 15:35

Instrument :
 MSVOA_F
 ClientSampleId :
 VSTDCCC050

Tgt Ion	Resp	Lower	Upper
128	367488		
127	12.3	9.5	14.3
129	11.0	8.4	12.6



#96
 1,2,3-Trichlorobenzene
 Concen: 52.003 ug/l
 RT: 14.60 min Scan# 1416
 Delta R.T. 0.00 min
 Lab File: VF061413.D
 Acq: 16 Jan 2019 15:35

Tgt Ion	Resp	Lower	Upper
180	174923		
182	96.7	47.0	141.2
145	35.4	17.1	51.2

