

Data Path : Z:\VOASRV\HPCHEM1\MSVOA F\DATA\VF030819\
 Data File : VF061873.D
 Acq On : 8 Mar 2019 20:13
 Operator : VA/AP
 Sample : K1807-17
 Misc : 5.07µ/5mL/MSVOA-F/SOIL
 ALS Vial : 14 Sample Multiplier: 1

Instrument :
 MSVOA_F
 ClientSampled :
 TP-9

Quant Time: Mar 09 00:47:20 2019
 Quant Method : Z:\VOASRV\HPCHEM1\MSVOA_F\METHODS\82F030419S.M
 Quant Title : SW846 8260
 QLast Update : Tue Mar 05 04:50:44 2019
 Response via : Initial Calibration

Internal Standards	R.T.	QIon	Response	Conc	Units	Dev(Min)
1) Pentafluorobenzene	4.86	168	7013	50.00	µg/l	-0.02
34) 1,4-Difluorobenzene	5.59	114	8611	50.00	µg/l	-0.02
63) Chlorobenzene-d5	9.76	117	5881	50.00	µg/l	-0.02
72) 1,4-Dichlorobenzene-d4	12.55	152	2146	50.00	µg/l	0.00

System Monitoring Compounds

33) 1,2-Dichloroethane-d4	4.83	65	920	18.01	µg/l	-0.02
Spiked Amount	50.000		Recovery	= 36.02%		
35) Dibromofluoromethane	4.08	113	2229	37.09	µg/l	-0.04
Spiked Amount	50.000		Recovery	= 74.18%		
50) Toluene-d8	7.54	98	8281	46.36	µg/l	-0.03
Spiked Amount	50.000		Recovery	= 92.72%		
62) 4-Bromofluorobenzene	11.40	95	1976	28.24	µg/l	-0.02
Spiked Amount	50.000		Recovery	= 56.48%		

Target Compounds

						Qvalue
3) Chloromethane	1.12	50	103	1.234	µg/l #	45
5) Bromomethane	1.30	94	158	2.927	µg/l #	3
6) Chloroethane	1.36	64	64	1.700	µg/l #	1
8) Diethyl Ether	1.66	74	72	3.273	µg/l	72
11) Tert butyl alcohol	2.57	59	63	21.733	µg/l #	1
12) 1,1-Dichloroethene	1.85	96	129	2.151	µg/l #	1
13) Acrolein	1.98	56	266	72.418	µg/l #	65
14) Allyl chloride	2.07	41	351	5.312	µg/l #	77
15) Acrylonitrile	2.93	53	175	18.959	µg/l #	16
16) Acetone	2.21	43	1052	98.335	µg/l #	50
18) Methyl Acetate	2.32	43	1872	83.185	µg/l #	62
19) Methyl tert-butyl Ether	2.40	73	148	1.459	µg/l #	56
20) Methylene Chloride	2.16	84	81	Below Cal	#	43
21) trans-1,2-Dichloroethene	2.31	96	91	1.612	µg/l #	23
22) Diisopropyl ether	2.79	45	389	2.263	µg/l #	9
23) Vinyl Acetate	3.23	43	227	2.956	µg/l #	76
24) 1,1-Dichloroethane	2.83	63	173	1.684	µg/l #	85
25) 2-Butanone	4.37	43	280	12.867	µg/l #	56
26) 2,2-Dichloropropane	3.59	77	60	1.308	µg/l #	55
29) Tetrahydrofuran	4.07	42	148	15.770	µg/l #	33
31) Cyclohexane	3.74	56	130	1.208	µg/l #	15
37) Ethyl Acetate	4.10	43	70	2.050	µg/l #	20
41) Methacrylonitrile	4.75	41	145	7.752	µg/l #	16
43) Isopropyl Acetate	7.01	43	188	4.467	µg/l #	42
48) Methyl methacrylate	6.67	41	82	3.079	µg/l #	18
51) 4-Methyl-2-Pentanone	8.20	43	157	5.398	µg/l #	35
55) 1,1,2-Trichloroethane	8.44	97	83	2.290	µg/l #	15
57) 1,3-Dichloropropane	8.84	76	60	1.012	µg/l #	43
58) 2-Chloroethyl Vinyl ether	7.36	63	73	11.299	µg/l #	44
59) 2-Hexanone	9.45	43	148	7.053	µg/l #	22
74) N-amyl acetate	11.30	43	130	3.822	µg/l #	12
76) 1,2,3-Trichloropropane	11.64	75	73	4.356	µg/l #	39

Data Path : Z:\VOASRV\HPCHEM1\MSVOA F\DATA\VF030819\
Data File : VF061873.D
Acq On : 8 Mar 2019 20:13
Operator : VA/AP
Sample : K1807-17
Misc : 5.07g/5mL/MSVOA-F/SOIL
ALS Vial : 14 Sample Multiplier: 1

Instrument :
MSVOA_F
ClientSampleId :
TP-9

Quant Time: Mar 09 00:47:20 2019
Quant Method : Z:\VOASRV\HPCHEM1\MSVOA_F\METHODS\82F030419S.M
Quant Title : SW846 8260
QLast Update : Tue Mar 05 04:50:44 2019
Response via : Initial Calibration

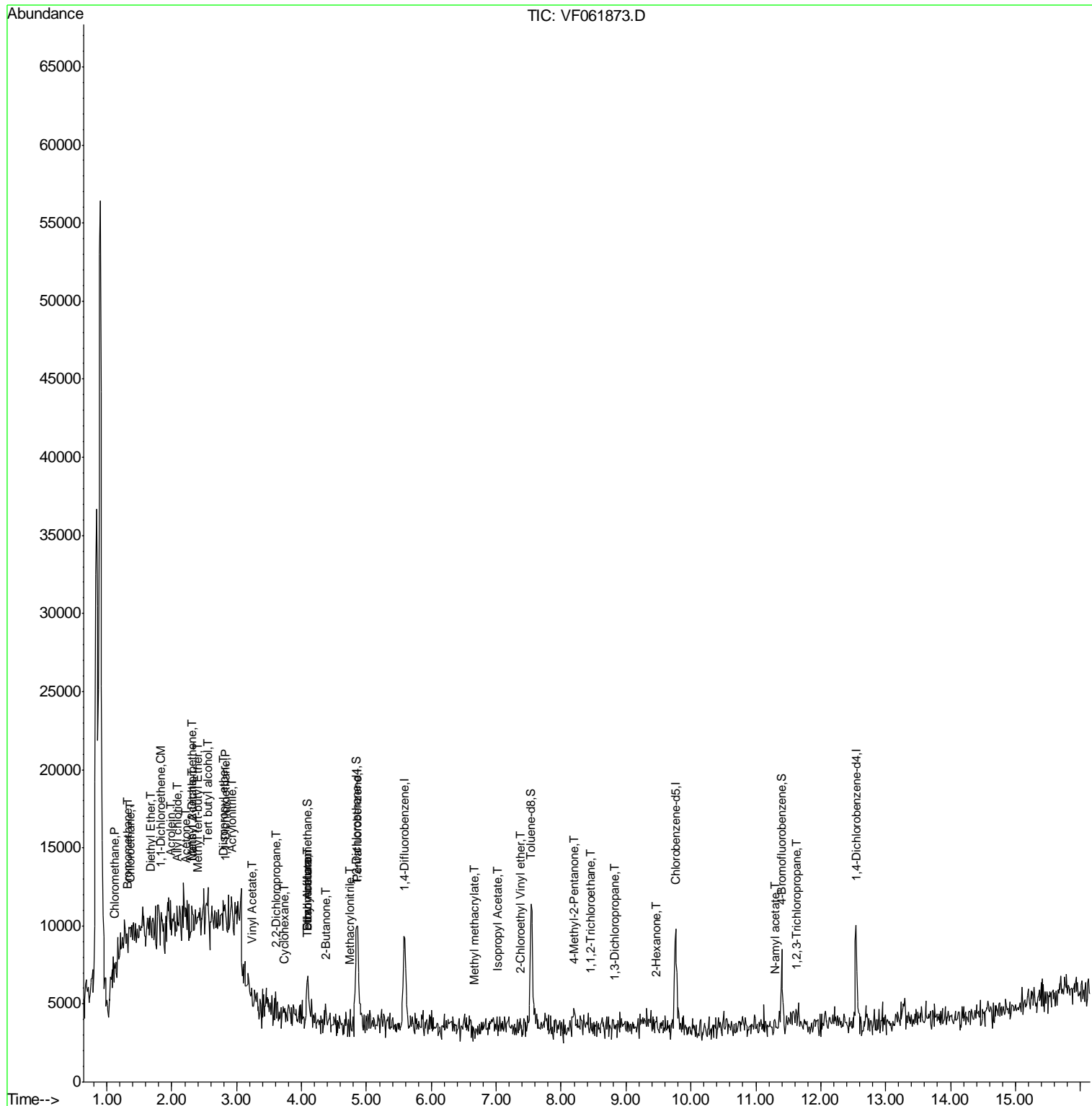
Internal Standards	R.T.	QIon	Response	Conc	Units	Dev(Min)

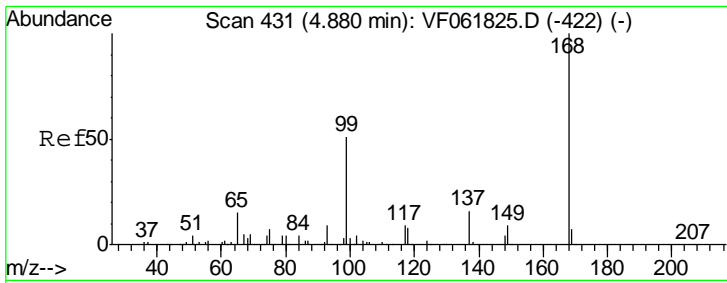
(#) = qualifier out of range (m) = manual integration (+) = signals summed						

Data Path : Z:\VOASRV\HPCHEM1\MSVOA F\DATA\VF030819\
 Data File : VF061873.D
 Acq On : 8 Mar 2019 20:13
 Operator : VA/AP
 Sample : K1807-17
 Misc : 5.07µ/5mL/MSVOA-F/SOIL
 ALS Vial : 14 Sample Multiplier: 1

Instrument :
 MSVOA_F
 Client Sampled :
 TP-9

Quant Time: Mar 09 00:47:20 2019
 Quant Method : Z:\VOASRV\HPCHEM1\MSVOA_F\METHODS\82F030419S.M
 Quant Title : SW846 8260
 QLast Update : Tue Mar 05 04:50:44 2019
 Response via : Initial Calibration

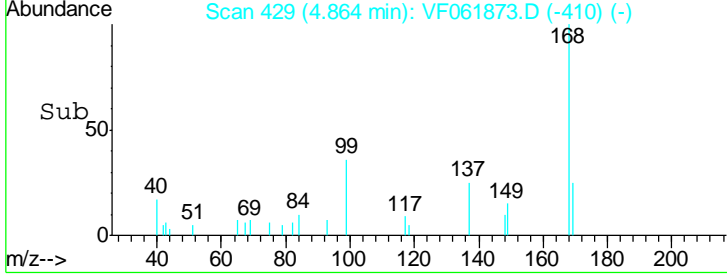
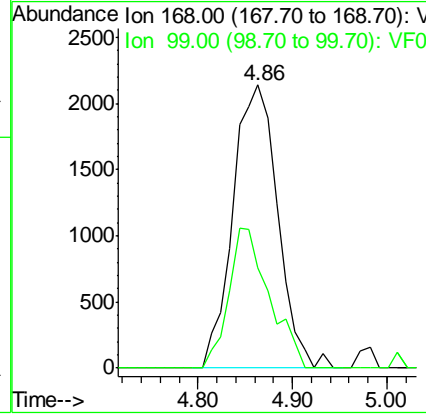
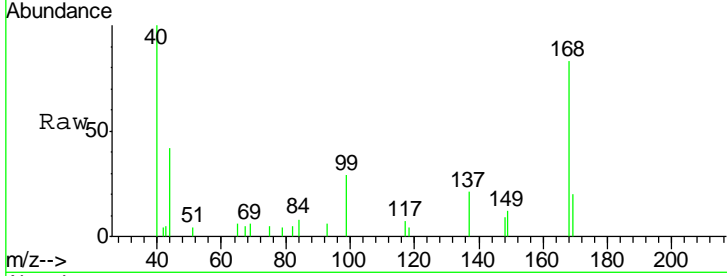




#1
 Pentafluorobenzene
 Concen: 50.000 ug/l
 RT: 4.86 min Scan# 429
 Delta R.T. -0.02 min
 Lab File: VF061873.D
 Acq: 8 Mar 2019 20:13

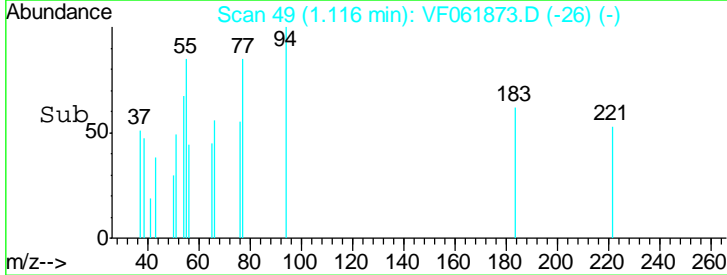
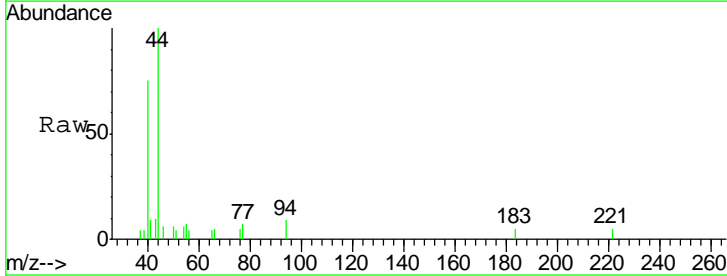
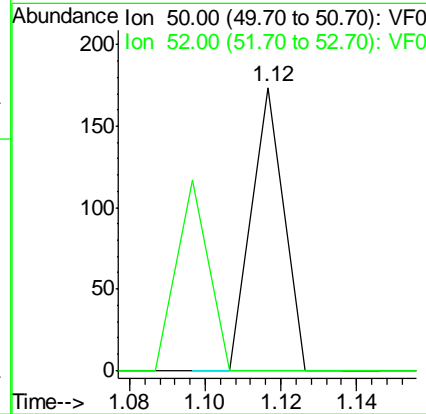
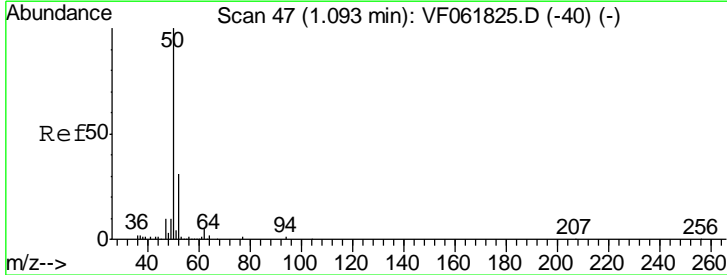
Instrument :
 MSVOA_F
 ClientSampled :
 TP-9

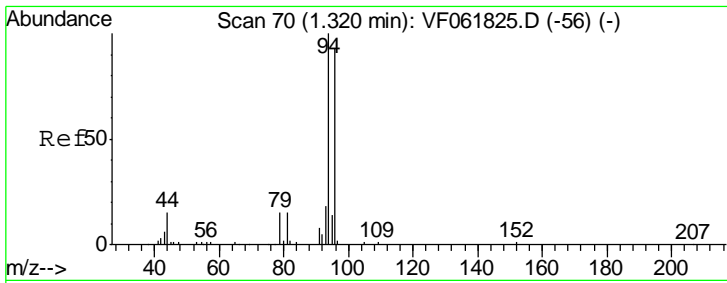
Tgt Ion: 168 Resp: 7013
 Ion Ratio Lower Upper
 168 100
 99 35.5 40.8 61.2#



#3
 Chloromethane
 Concen: 1.234 ug/l
 RT: 1.12 min Scan# 49
 Delta R.T. 0.02 min
 Lab File: VF061873.D
 Acq: 8 Mar 2019 20:13

Tgt Ion: 50 Resp: 103
 Ion Ratio Lower Upper
 50 100
 52 0.0 23.8 35.8#

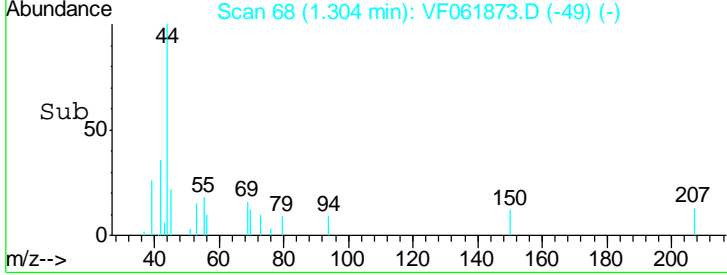
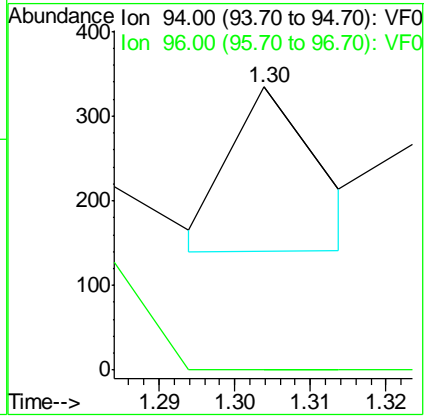
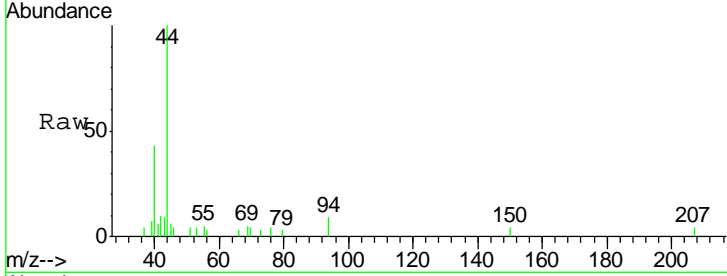




#5
 Bromomethane
 Concen: 2.927 ug/l
 RT: 1.30 min Scan# 68
 Delta R.T. -0.02 min
 Lab File: VF061873.D
 Acq: 8 Mar 2019 20:13

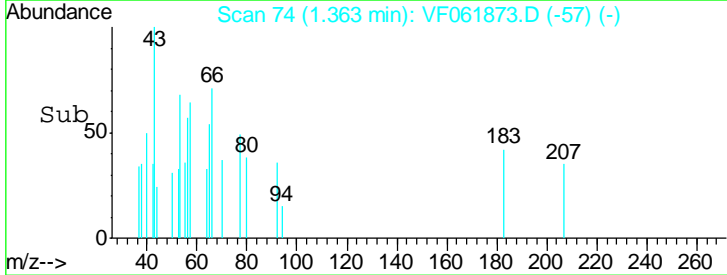
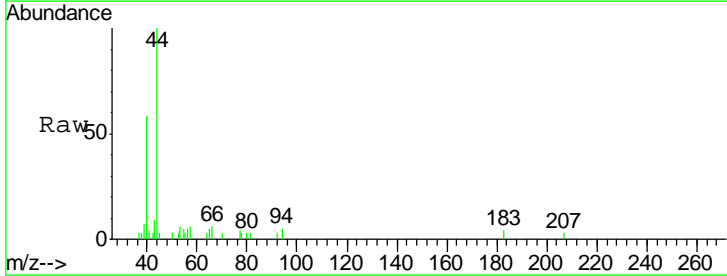
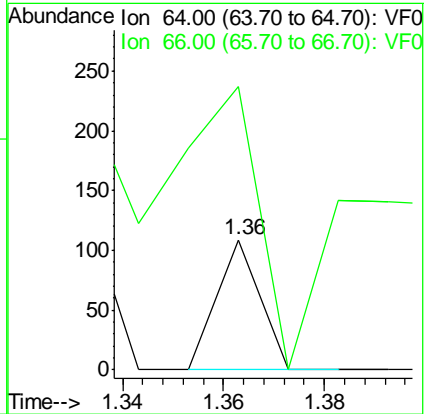
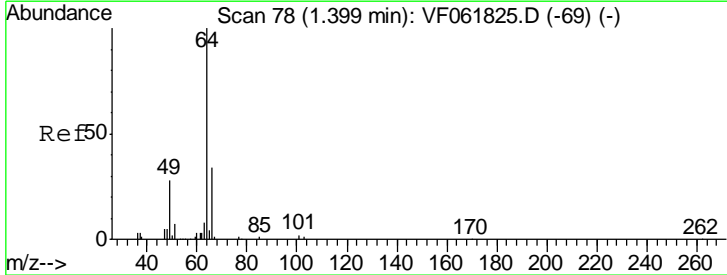
Instrument :
 MSVOA_F
ClientSampled :
 TP-9

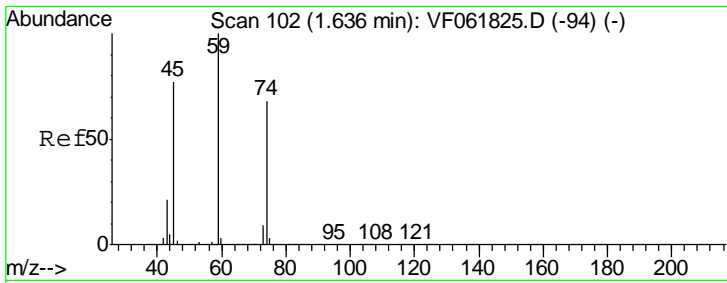
Tgt Ion: 94 Resp: 158
 Ion Ratio Lower Upper
 94 100
 96 0.0 75.2 112.8#



#6
 Chloroethane
 Concen: 1.700 ug/l
 RT: 1.36 min Scan# 74
 Delta R.T. -0.04 min
 Lab File: VF061873.D
 Acq: 8 Mar 2019 20:13

Tgt Ion: 64 Resp: 64
 Ion Ratio Lower Upper
 64 100
 66 217.4 27.0 40.4#

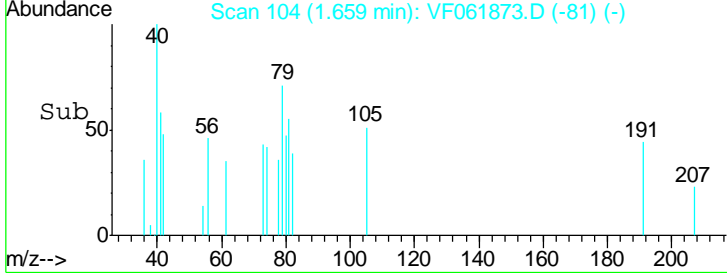
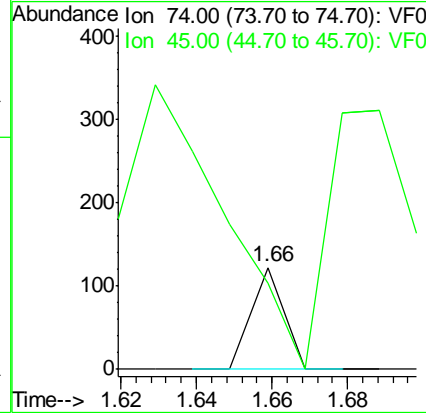
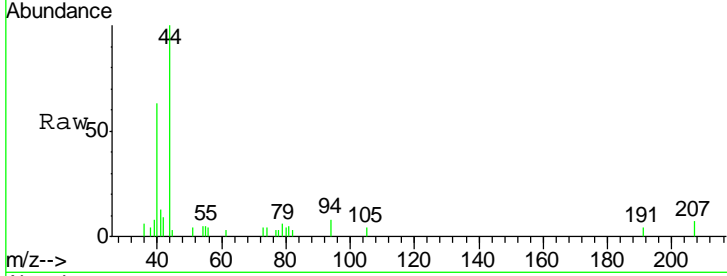




#8
 Diethyl Ether
 Concen: 3.273 ug/l
 RT: 1.66 min Scan# 104
 Delta R.T. 0.02 min
 Lab File: VF061873.D
 Acq: 8 Mar 2019 20:13

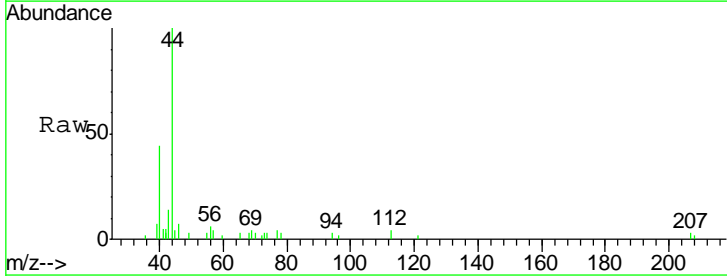
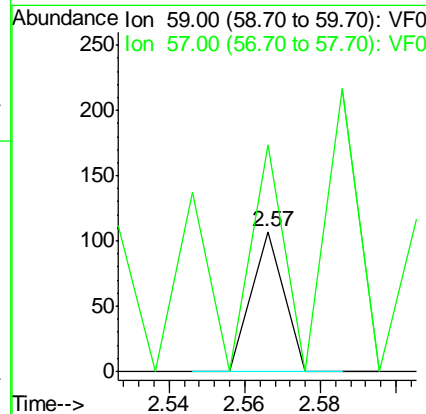
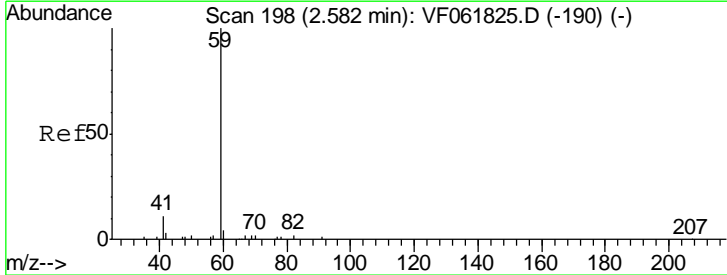
Instrument : MSVOA_F
 ClientSampled : TP-9

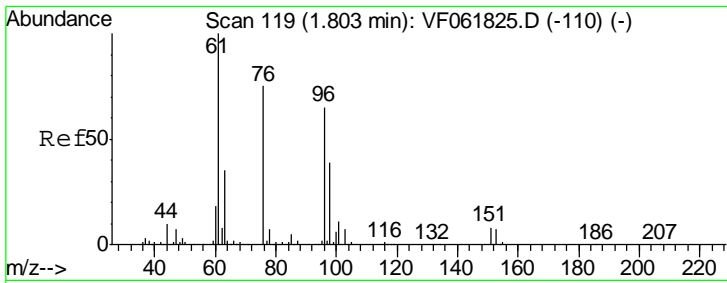
Tgt Ion: 74 Resp: 72
 Ion Ratio Lower Upper
 74 100
 45 84.3 57.2 171.6



#11
 Tert butyl alcohol
 Concen: 21.733 ug/l
 RT: 2.57 min Scan# 196
 Delta R.T. -0.02 min
 Lab File: VF061873.D
 Acq: 8 Mar 2019 20:13

Tgt Ion: 59 Resp: 63
 Ion Ratio Lower Upper
 59 100
 57 162.6 11.8 17.6#

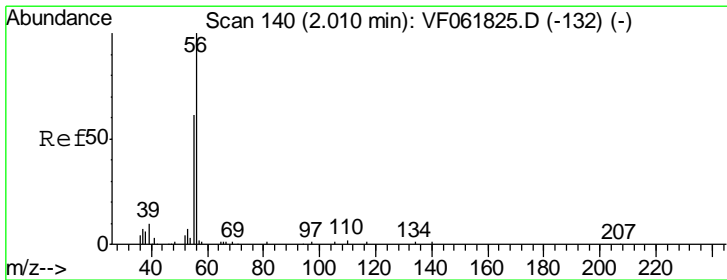
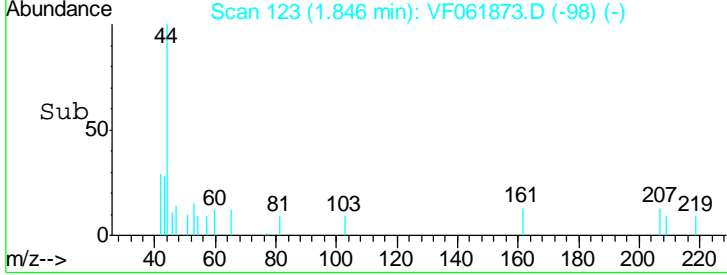
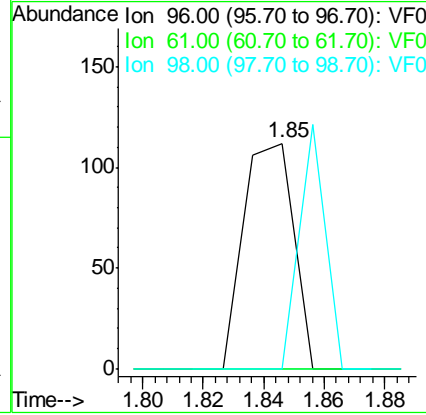
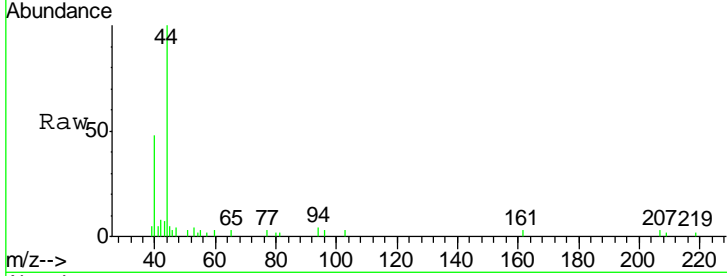




#12
 1,1-Dichloroethene
 Concen: 2.151 ug/l
 RT: 1.85 min Scan# 123
 Delta R.T. 0.04 min
 Lab File: VF061873.D
 Acq: 8 Mar 2019 20:13

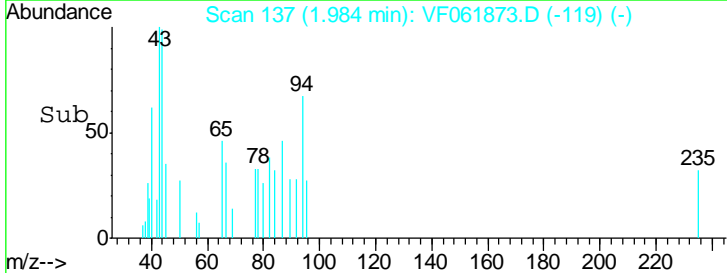
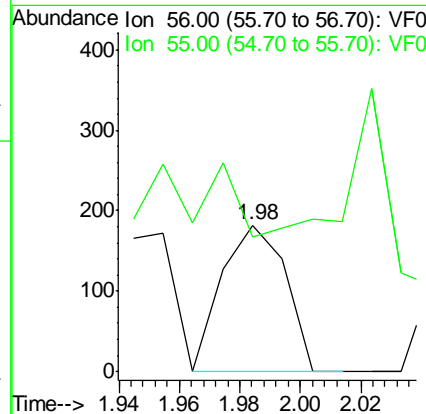
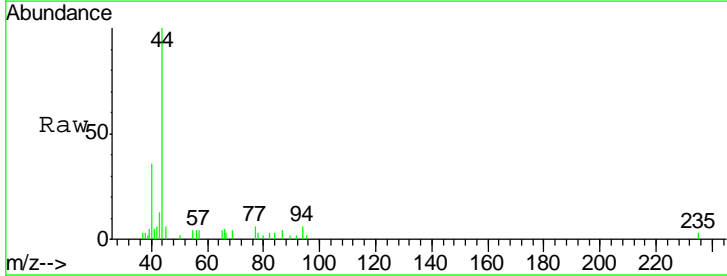
Instrument : MSVOA_F
 ClientSampled : TP-9

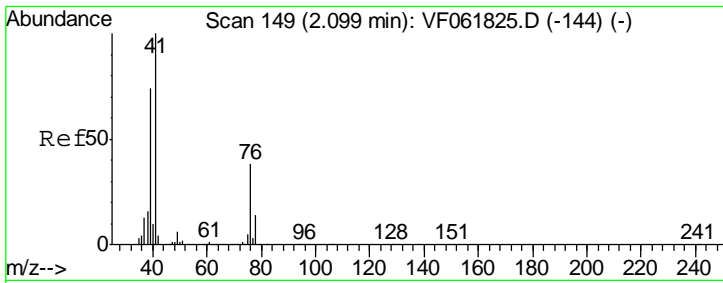
Tgt Ion	Resp	Lower	Upper
96	129		
61	0.0	122.5	183.7#
98	0.0	47.1	70.7#



#13
 Acrolein
 Concen: 72.418 ug/l
 RT: 1.98 min Scan# 137
 Delta R.T. -0.03 min
 Lab File: VF061873.D
 Acq: 8 Mar 2019 20:13

Tgt Ion	Resp	Lower	Upper
56	266		
55	91.8	51.3	76.9#

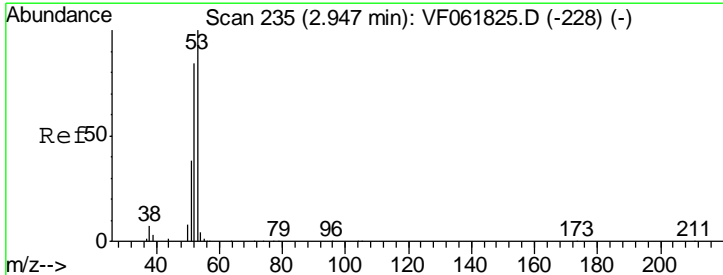
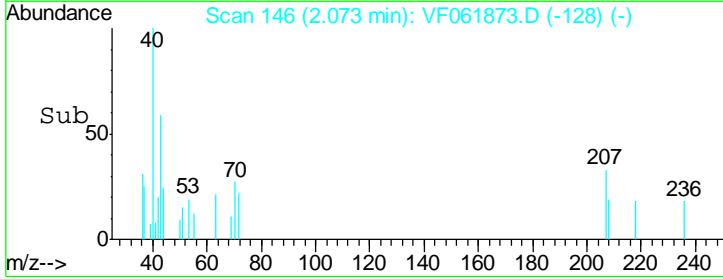
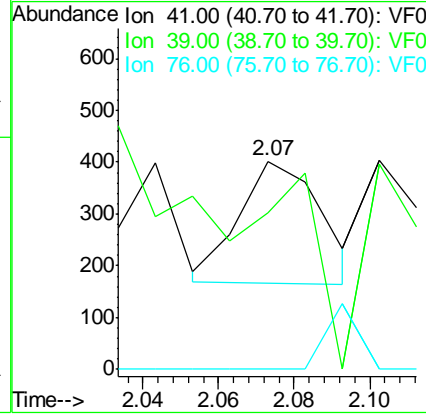
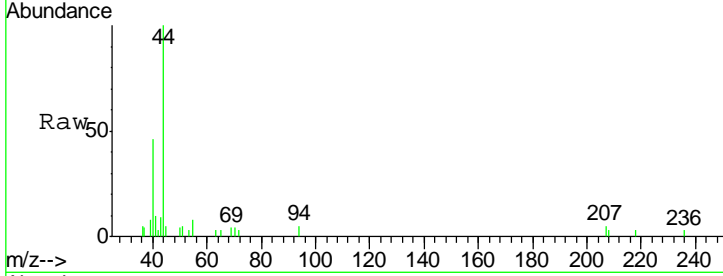




#14
 Allyl chloride
 Concen: 5.312 ug/l
 RT: 2.07 min Scan# 146
 Delta R.T. -0.03 min
 Lab File: VF061873.D
 Acq: 8 Mar 2019 20:13

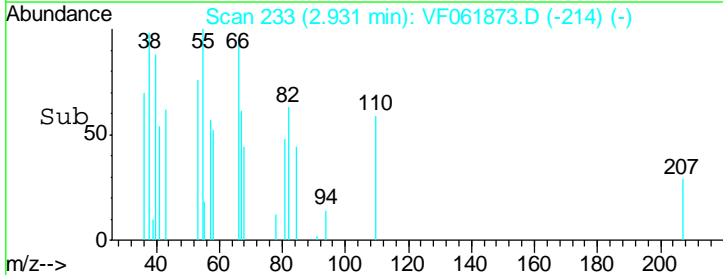
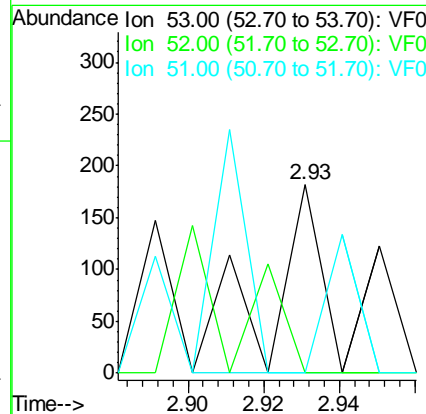
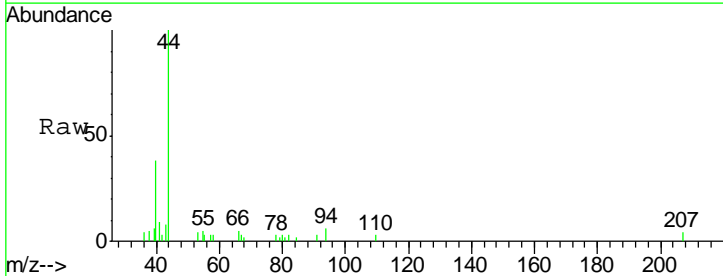
Instrument :
 MSVOA_F
 ClientSampled :
 TP-9

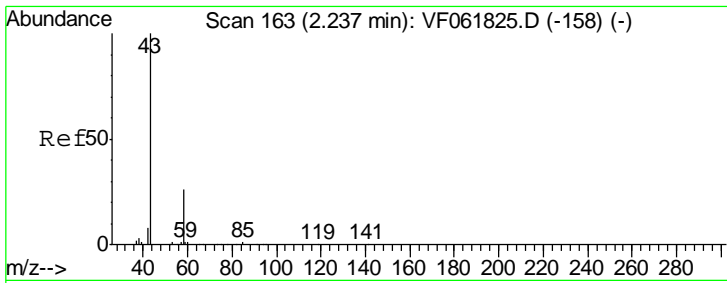
Tgt Ion	Resp	Lower	Upper
41	100		
39	75.1	59.6	89.4
76	0.0	32.3	48.5#



#15
 Acrylonitrile
 Concen: 18.959 ug/l
 RT: 2.93 min Scan# 233
 Delta R.T. -0.02 min
 Lab File: VF061873.D
 Acq: 8 Mar 2019 20:13

Tgt Ion	Resp	Lower	Upper
53	100		
52	0.0	67.4	101.0#
51	0.0	30.7	46.1#

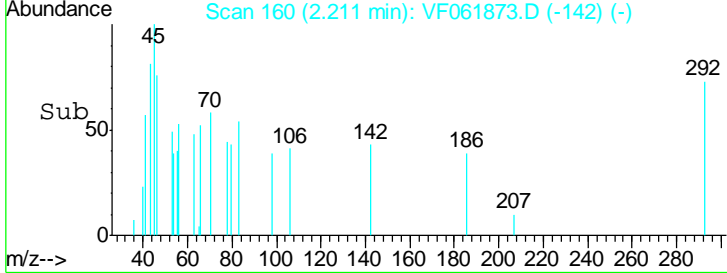
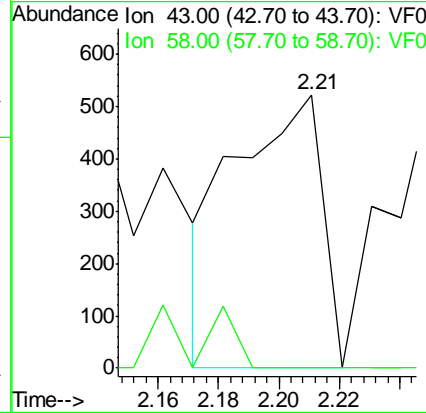
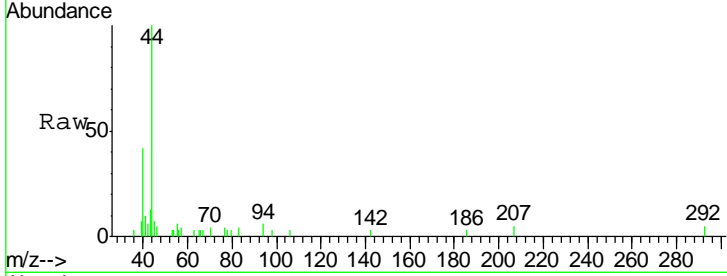




#16
 Acetone
 Concen: 98.335 ug/l
 RT: 2.21 min Scan# 160
 Delta R.T. -0.03 min
 Lab File: VF061873.D
 Acq: 8 Mar 2019 20:13

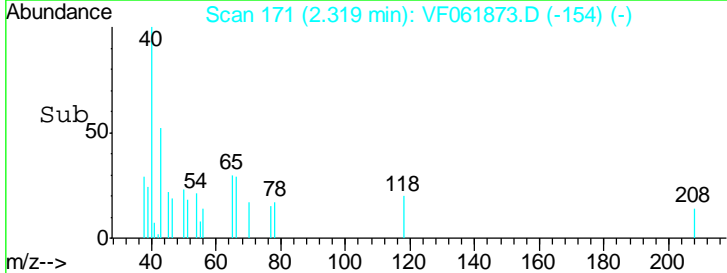
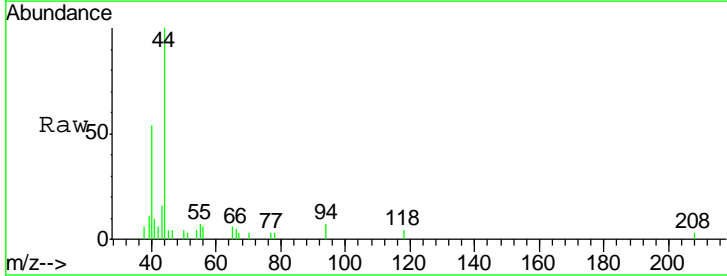
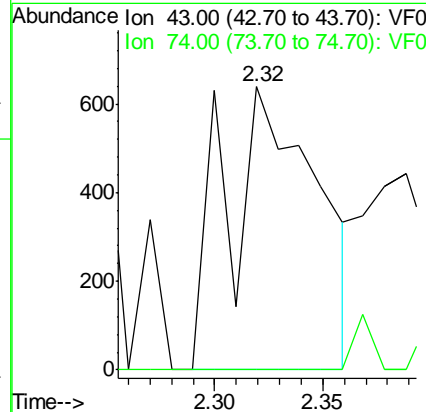
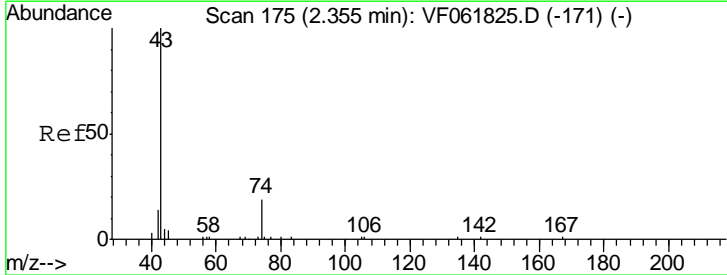
Instrument :
 MSVOA_F
 ClientSampled :
 TP-9

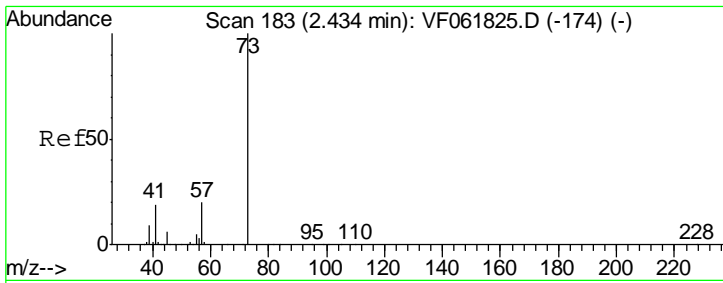
Tgt Ion: 43 Resp: 1052
 Ion Ratio Lower Upper
 43 100
 58 0.0 20.3 30.5#



#18
 Methyl Acetate
 Concen: 83.185 ug/l
 RT: 2.32 min Scan# 171
 Delta R.T. -0.04 min
 Lab File: VF061873.D
 Acq: 8 Mar 2019 20:13

Tgt Ion: 43 Resp: 1872
 Ion Ratio Lower Upper
 43 100
 74 0.0 13.2 19.8#

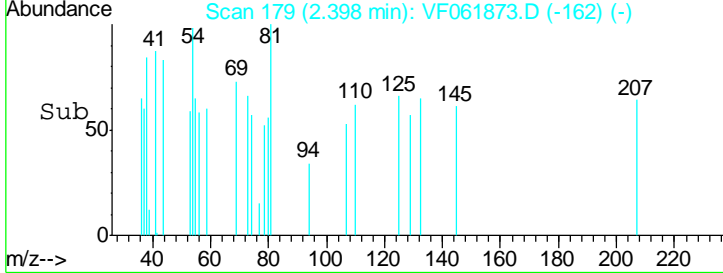
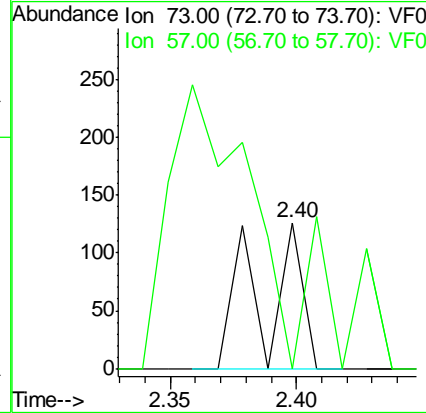
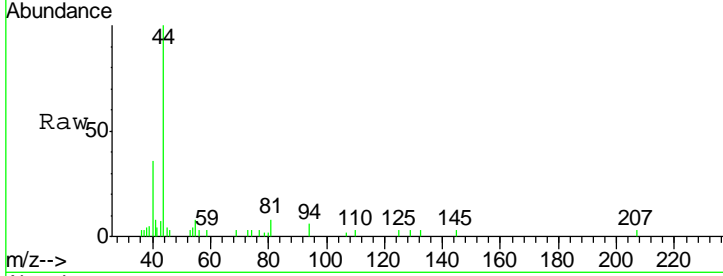




#19
 Methyl tert-butyl Ether
 Concen: 1.459 ug/l
 RT: 2.40 min Scan# 179
 Delta R.T. -0.04 min
 Lab File: VF061873.D
 Acq: 8 Mar 2019 20:13

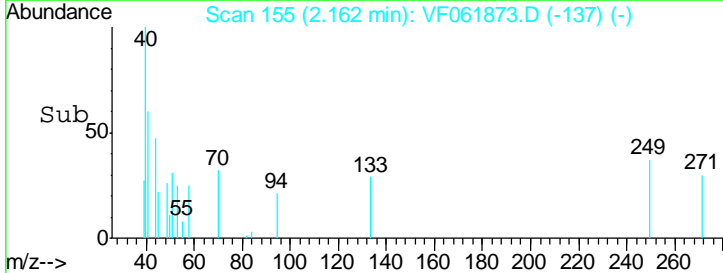
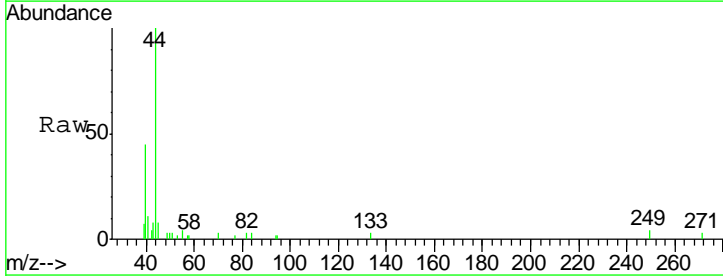
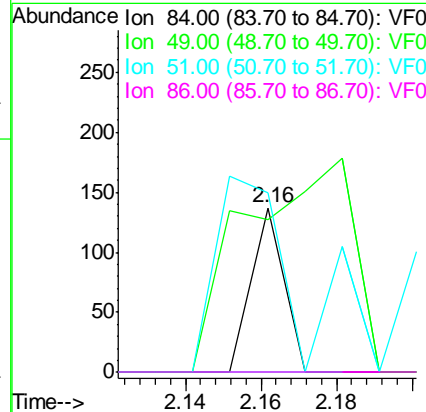
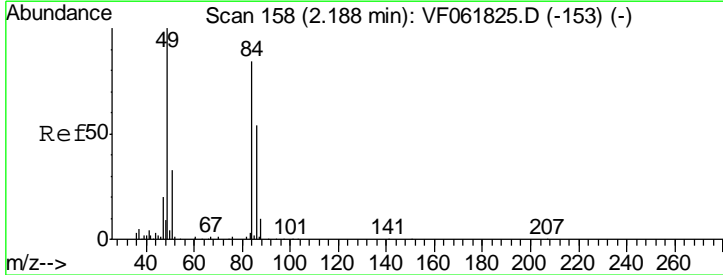
Instrument :
 MSVOA_F
ClientSampled :
 TP-9

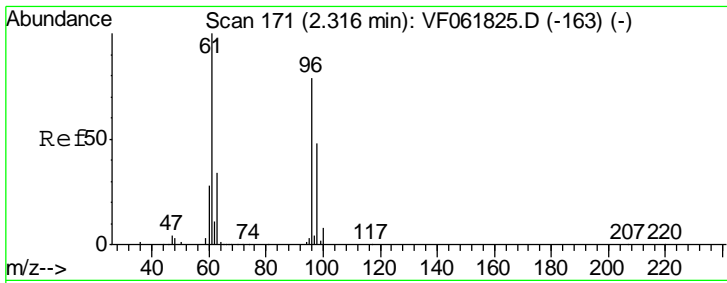
Tgt Ion	Resp	Lower	Upper
73	148		
57	0.0	16.1	24.1#



#20
 Methylene Chloride
 Concen: Below Cal
 RT: 2.16 min Scan# 155
 Delta R.T. -0.03 min
 Lab File: VF061873.D
 Acq: 8 Mar 2019 20:13

Tgt Ion	Resp	Lower	Upper
84	81		
49	92.7	96.8	145.2#
51	109.5	31.8	47.6#
86	0.0	51.6	77.4#

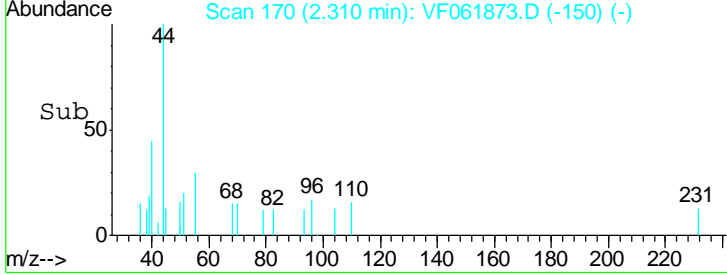
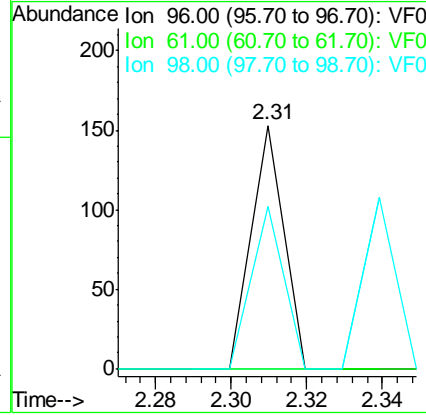
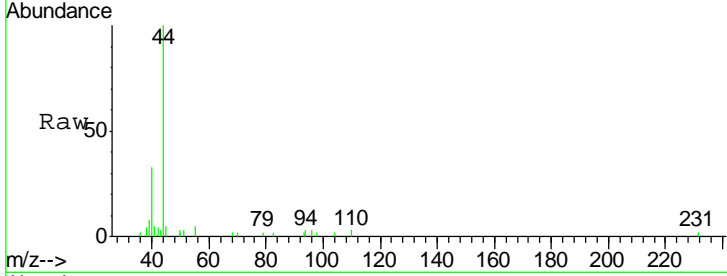




#21
 trans-1,2-Dichloroethene
 Concen: 1.612 ug/l
 RT: 2.31 min Scan# 170
 Delta R.T. -0.01 min
 Lab File: VF061873.D
 Acq: 8 Mar 2019 20:13

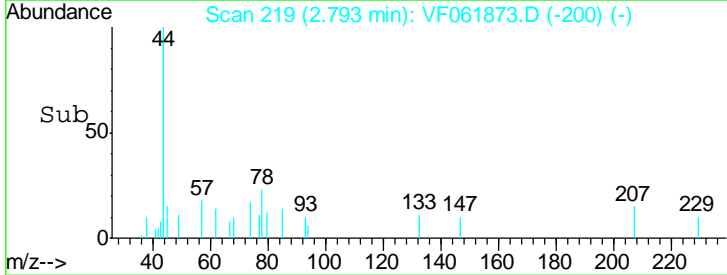
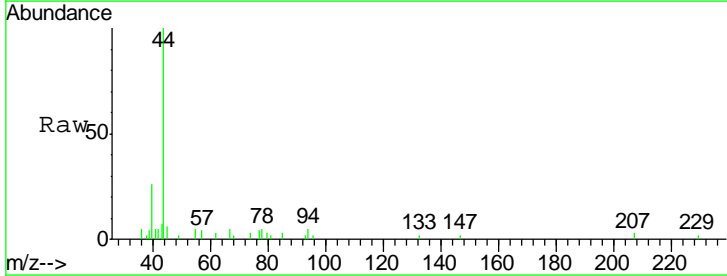
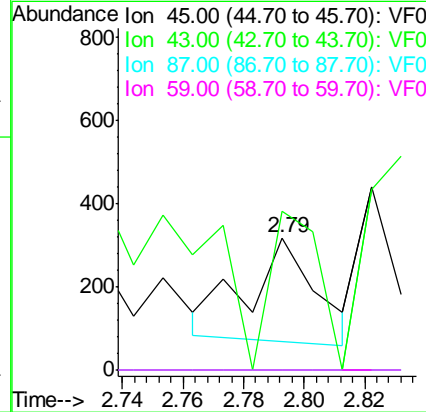
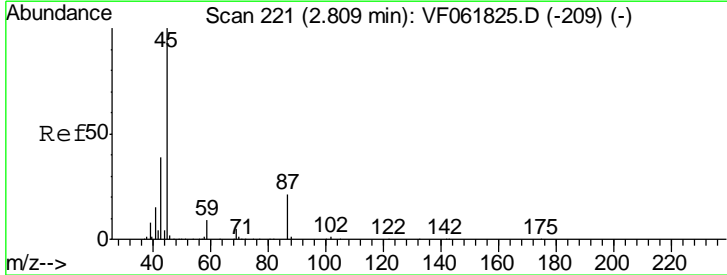
Instrument : MSVOA_F
 ClientSampled : TP-9

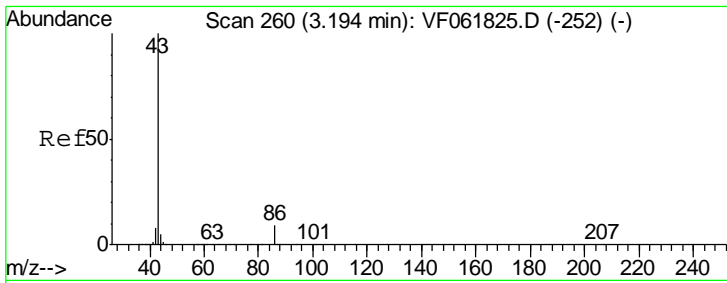
Tgt Ion	Resp	Lower	Upper
96	100		
61	0.0	101.0	151.6#
98	66.7	48.8	73.2



#22
 Diisopropyl ether
 Concen: 2.263 ug/l
 RT: 2.79 min Scan# 219
 Delta R.T. -0.02 min
 Lab File: VF061873.D
 Acq: 8 Mar 2019 20:13

Tgt Ion	Resp	Lower	Upper
45	100		
43	120.4	31.8	47.8#
87	0.0	17.1	25.7#
59	0.0	7.8	11.6#

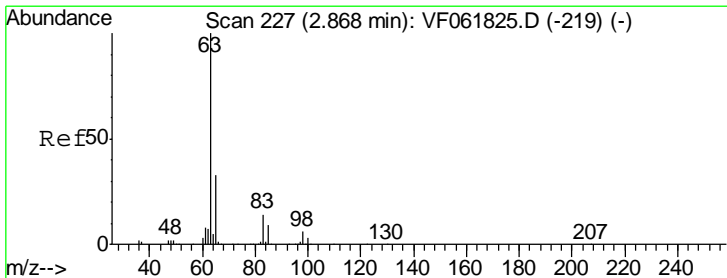
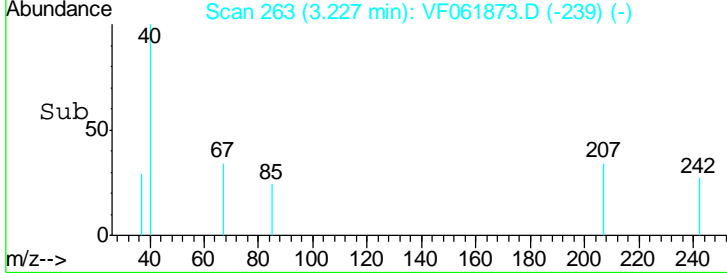
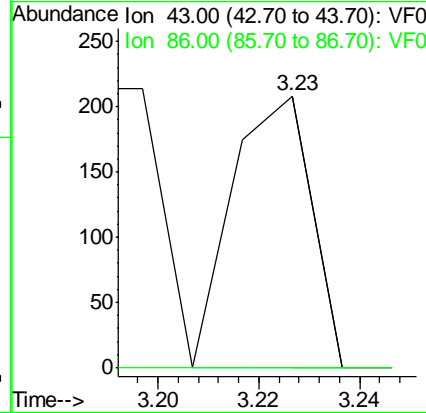
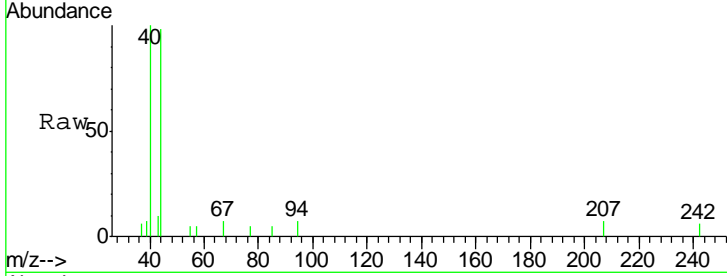




#23
 Vinyl Acetate
 Concen: 2.956 ug/l
 RT: 3.23 min Scan# 263
 Delta R.T. 0.03 min
 Lab File: VF061873.D
 Acq: 8 Mar 2019 20:13

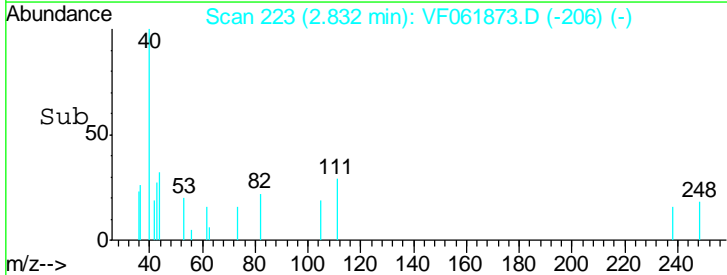
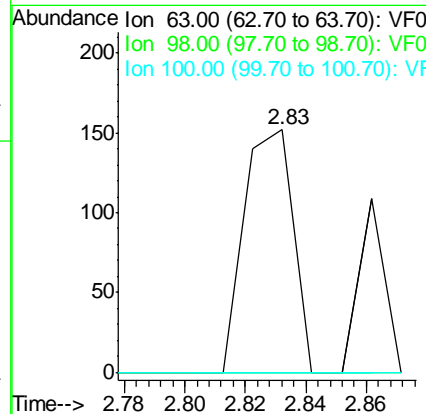
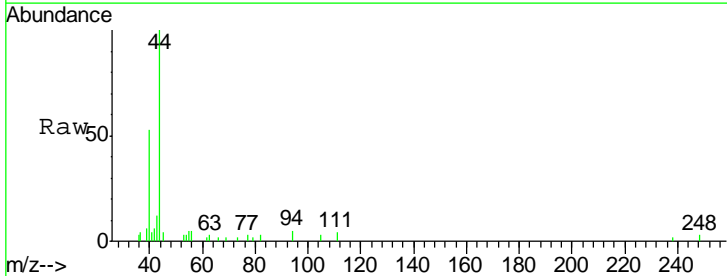
Instrument : MSVOA_F
 ClientSampled : TP-9

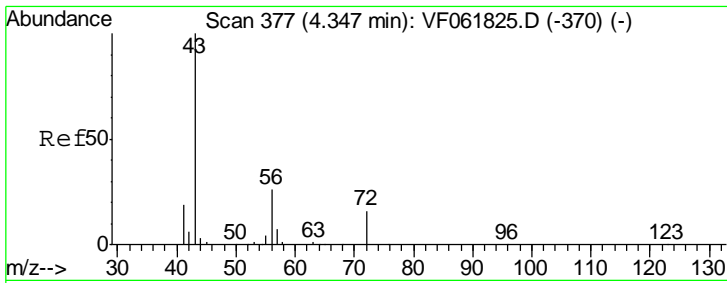
Tgt Ion	Ratio	Lower	Upper
43	100		
86	0.0	7.0	10.4#



#24
 1,1-Dichloroethane
 Concen: 1.684 ug/l
 RT: 2.83 min Scan# 223
 Delta R.T. -0.04 min
 Lab File: VF061873.D
 Acq: 8 Mar 2019 20:13

Tgt Ion	Ratio	Lower	Upper
63	100		
98	0.0	2.9	8.6#
100	0.0	1.8	5.3#

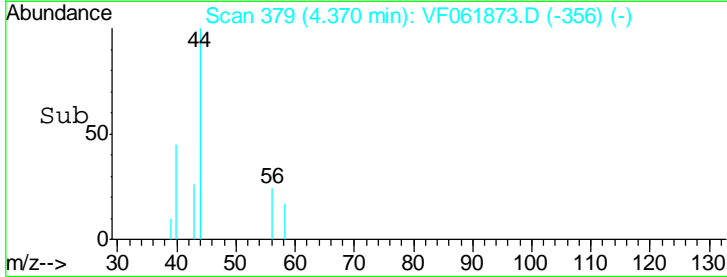
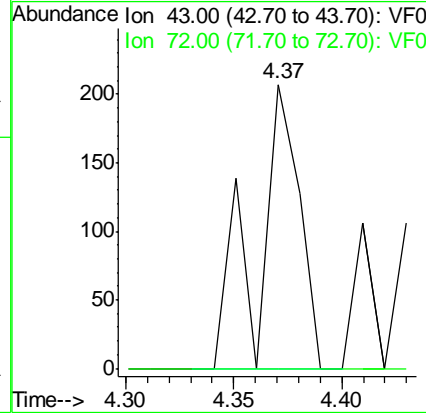
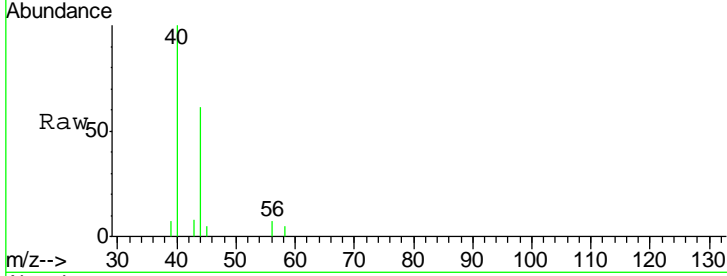




#25
 2-Butanone
 Concen: 12.867 ug/l
 RT: 4.37 min Scan# 379
 Delta R.T. 0.02 min
 Lab File: VF061873.D
 Acq: 8 Mar 2019 20:13

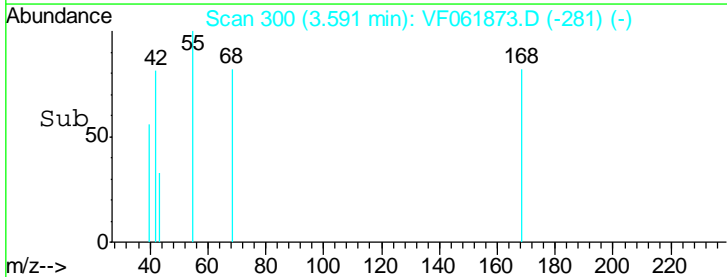
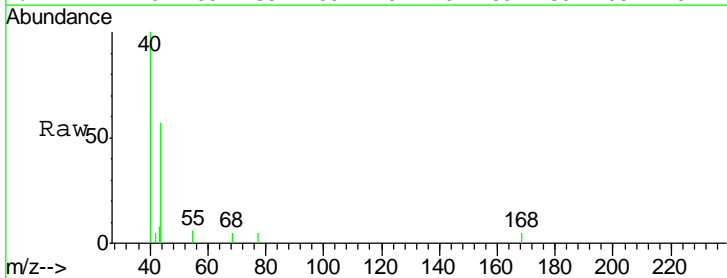
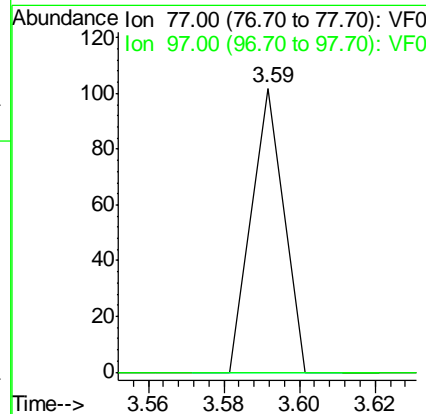
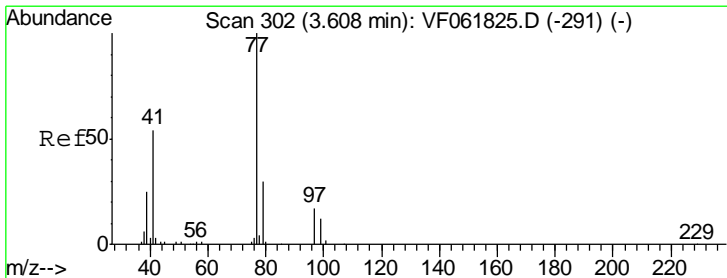
Instrument :
 MSVOA_F
 ClientSampled :
 TP-9

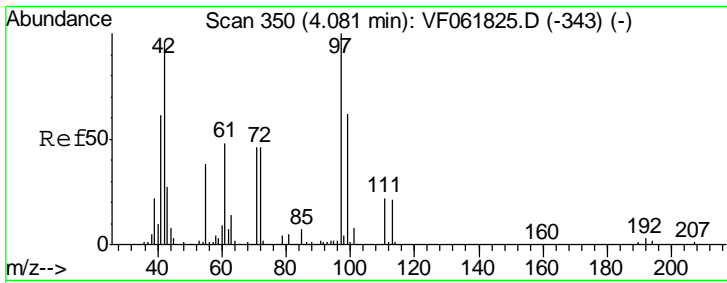
Tgt Ion: 43 Resp: 280
 Ion Ratio Lower Upper
 43 100
 72 0.0 16.2 24.4#



#26
 2,2-Dichloropropane
 Concen: 1.308 ug/l
 RT: 3.59 min Scan# 300
 Delta R.T. -0.02 min
 Lab File: VF061873.D
 Acq: 8 Mar 2019 20:13

Tgt Ion: 77 Resp: 60
 Ion Ratio Lower Upper
 77 100
 97 0.0 10.4 31.4#

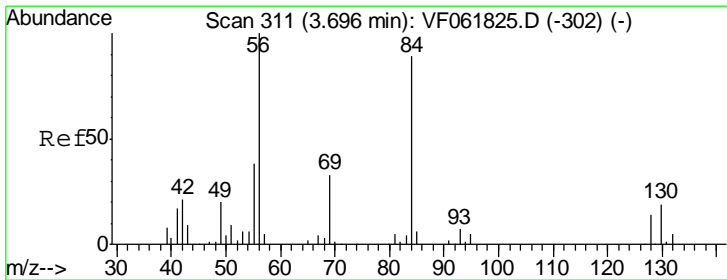
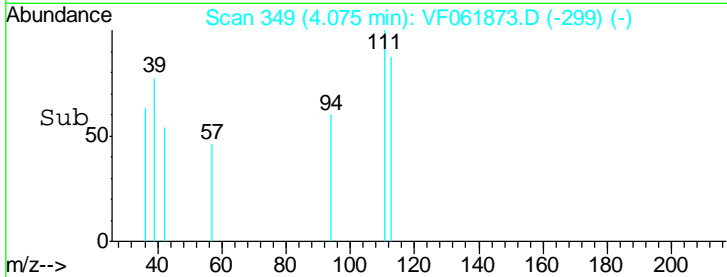
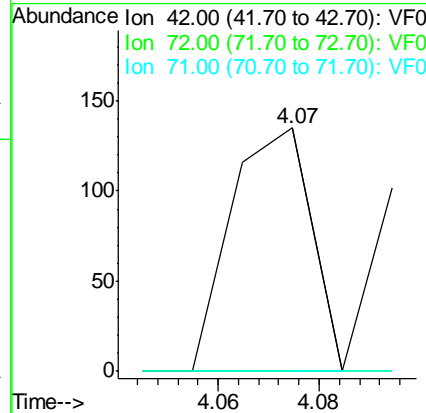
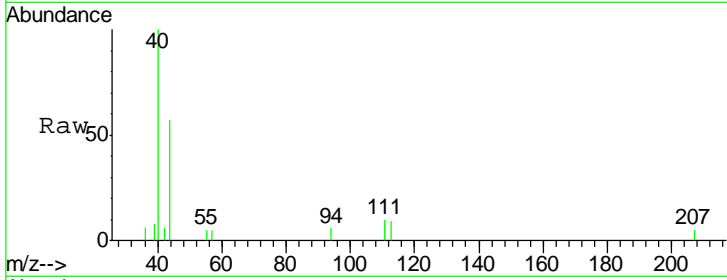




#29
 Tetrahydrofuran
 Concen: 15.770 ug/l
 RT: 4.07 min Scan# 349
 Delta R.T. -0.01 min
 Lab File: VF061873.D
 Acq: 8 Mar 2019 20:13

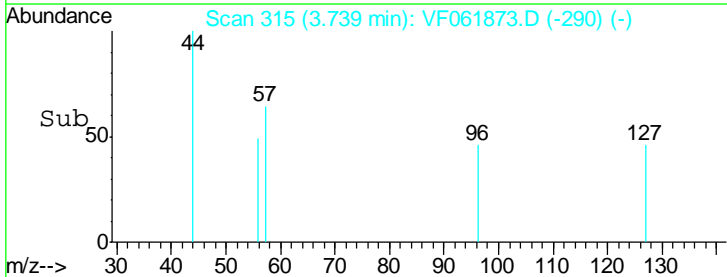
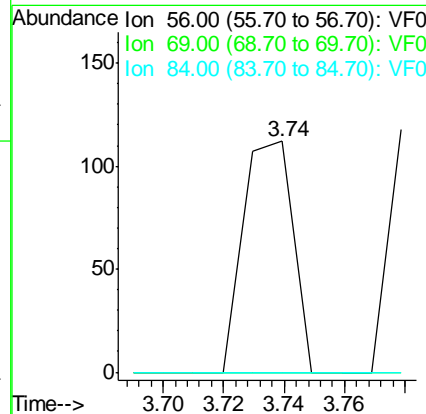
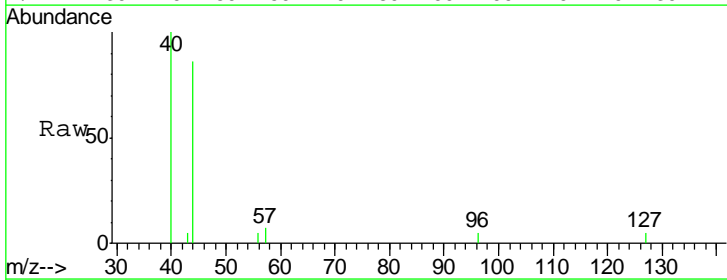
Instrument :
 MSVOA_F
 ClientSampled :
 TP-9

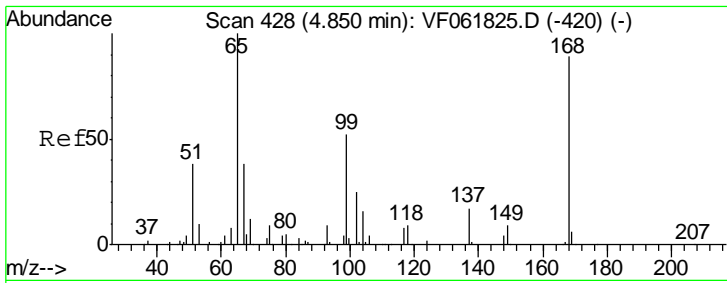
Tgt Ion	Resp	Lower	Upper
42	100		
72	0.0	34.4	51.6#
71	0.0	34.6	52.0#



#31
 Cyclohexane
 Concen: 1.208 ug/l
 RT: 3.74 min Scan# 315
 Delta R.T. 0.04 min
 Lab File: VF061873.D
 Acq: 8 Mar 2019 20:13

Tgt Ion	Resp	Lower	Upper
56	100		
69	0.0	26.0	39.0#
84	0.0	71.0	106.6#

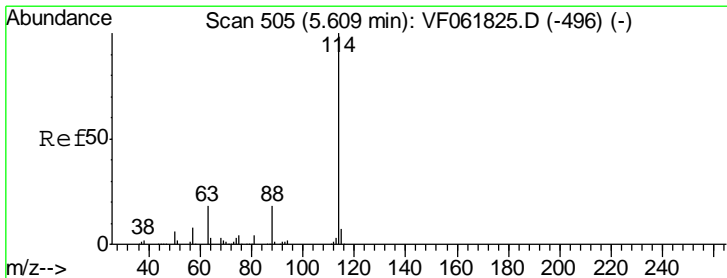
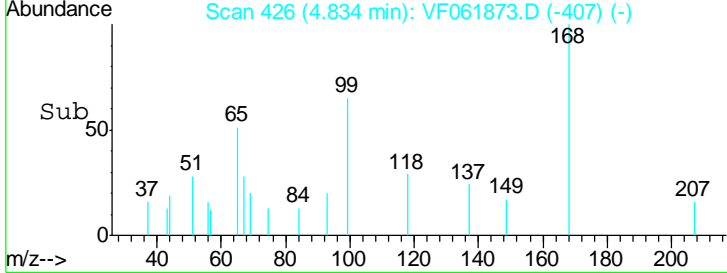
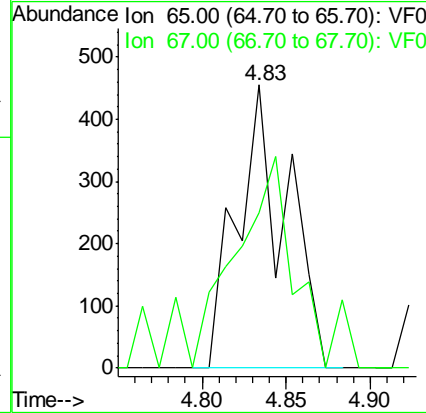
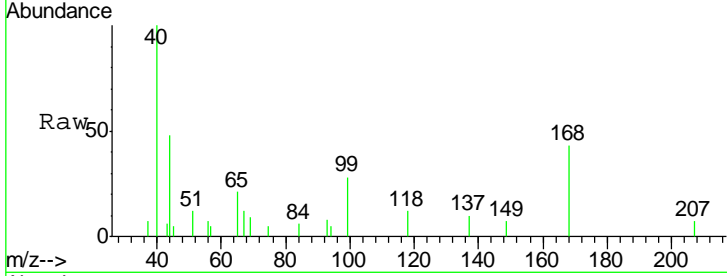




#33
 1,2-Dichloroethane-d4
 Concen: 18.014 ug/l
 RT: 4.83 min Scan# 426
 Delta R.T. -0.02 min
 Lab File: VF061873.D
 Acq: 8 Mar 2019 20:13

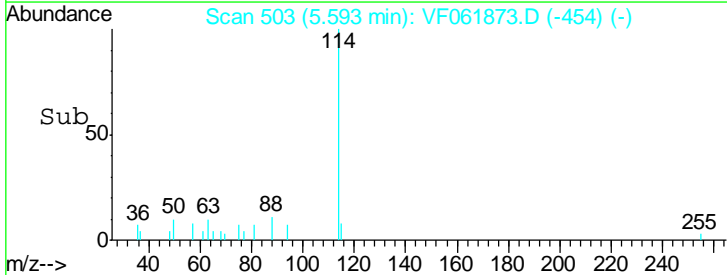
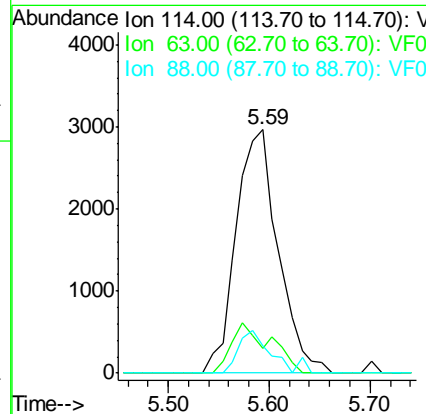
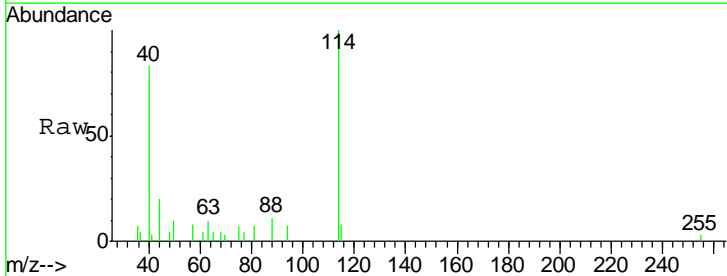
Instrument : MSVOA_F
 ClientSampled : TP-9

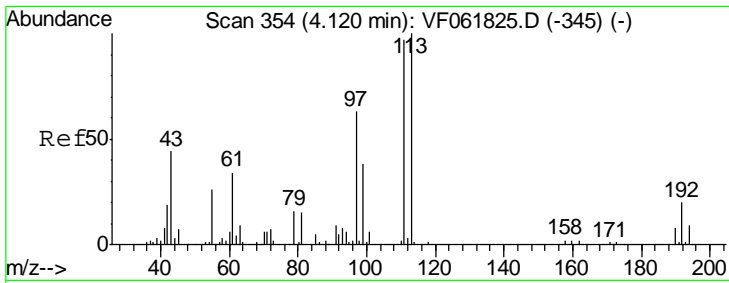
Tgt Ion: 65 Resp: 920
 Ion Ratio Lower Upper
 65 100
 67 54.7 0.0 108.6



#34
 1,4-Difluorobenzene
 Concen: 50.000 ug/l
 RT: 5.59 min Scan# 503
 Delta R.T. -0.02 min
 Lab File: VF061873.D
 Acq: 8 Mar 2019 20:13

Tgt Ion: 114 Resp: 8611
 Ion Ratio Lower Upper
 114 100
 63 10.1 0.0 35.6
 88 11.3 0.0 35.6

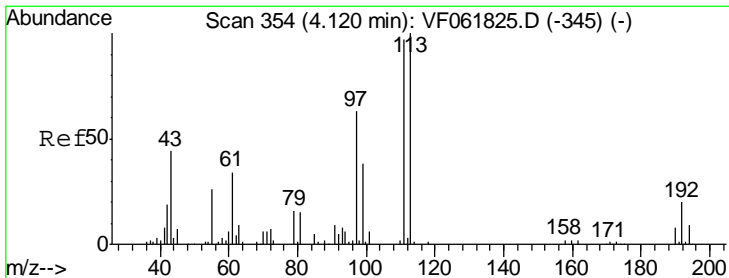
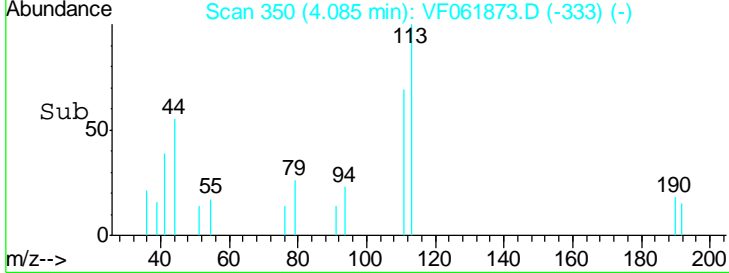
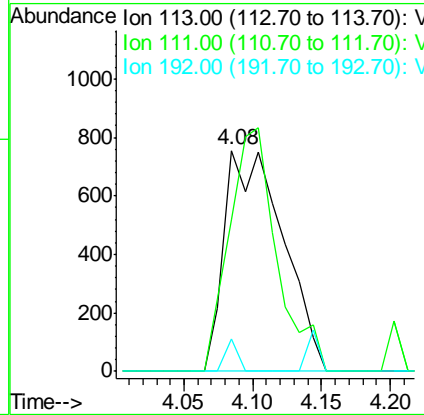
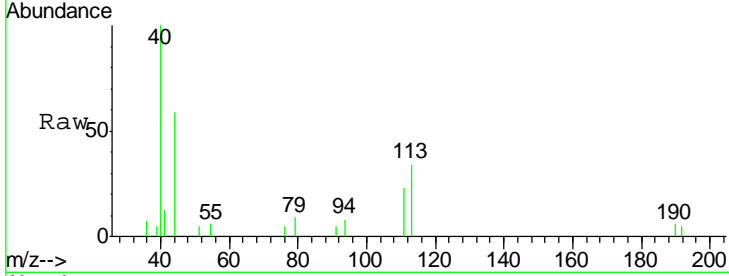




#35
 Dibromofluoromethane
 Concen: 37.092 ug/l
 RT: 4.08 min Scan# 350
 Delta R.T. -0.04 min
 Lab File: VF061873.D
 Acq: 8 Mar 2019 20:13

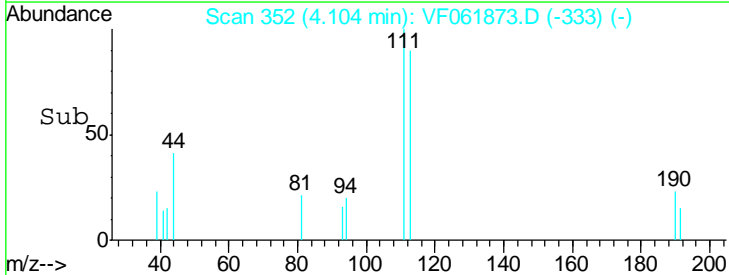
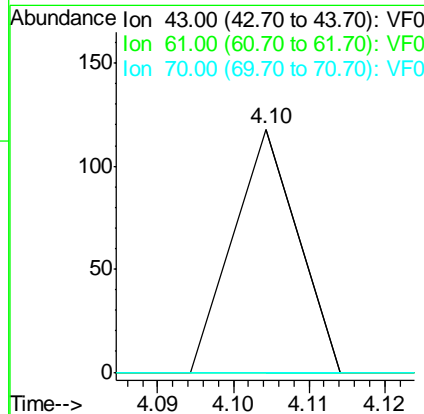
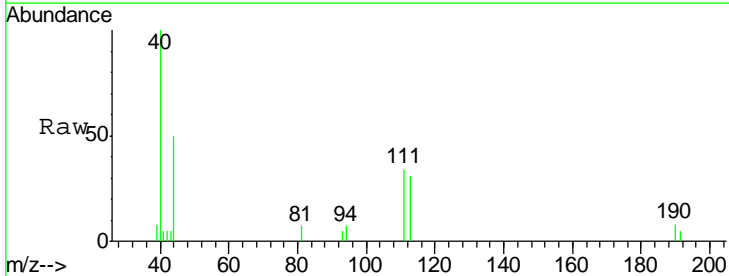
Instrument :
 MSVOA_F
 ClientSampled :
 TP-9

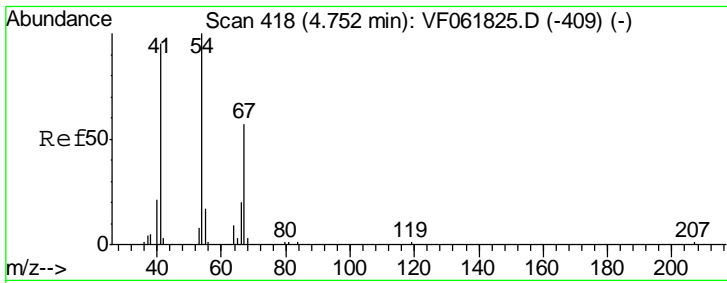
Tgt Ion	Resp	Lower	Upper
113	100		
111	68.6	77.6	116.4#
192	15.0	15.9	23.9#



#37
 Ethyl Acetate
 Concen: 2.050 ug/l
 RT: 4.10 min Scan# 352
 Delta R.T. -0.02 min
 Lab File: VF061873.D
 Acq: 8 Mar 2019 20:13

Tgt Ion	Resp	Lower	Upper
43	100		
61	0.0	60.7	91.1#
70	0.0	10.6	15.8#

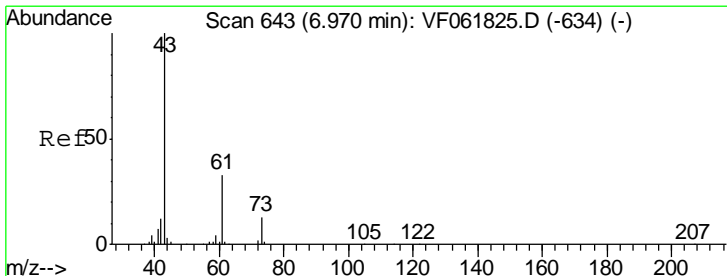
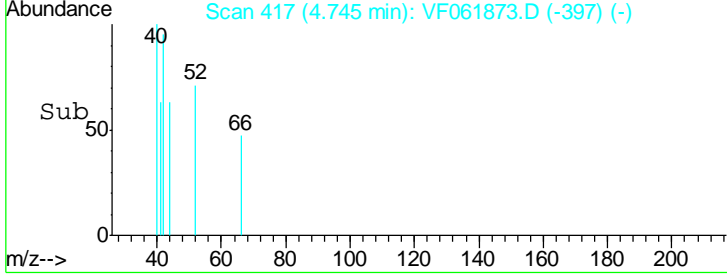
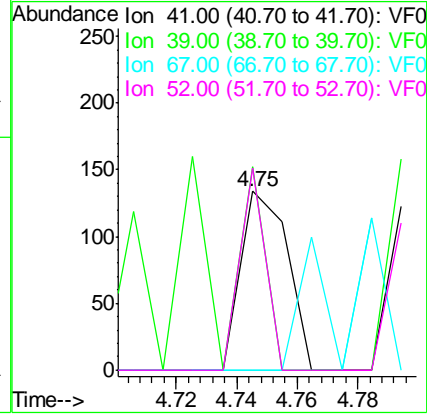
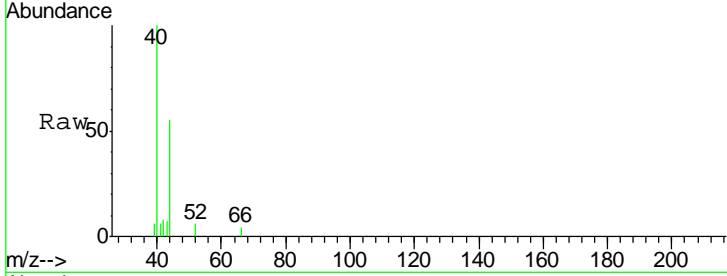




#41
 Methacrylonitrile
 Concen: 7.752 ug/l
 RT: 4.75 min Scan# 417
 Delta R.T. -0.01 min
 Lab File: VF061873.D
 Acq: 8 Mar 2019 20:13

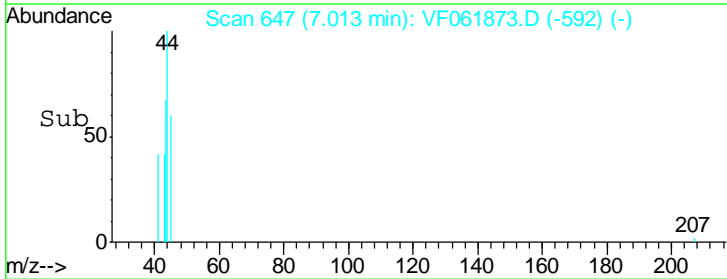
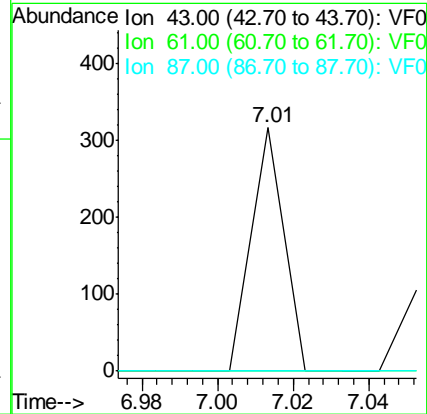
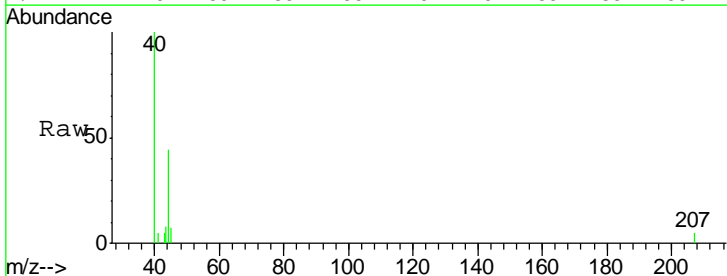
Instrument : MSVOA_F
 ClientSampled : TP-9

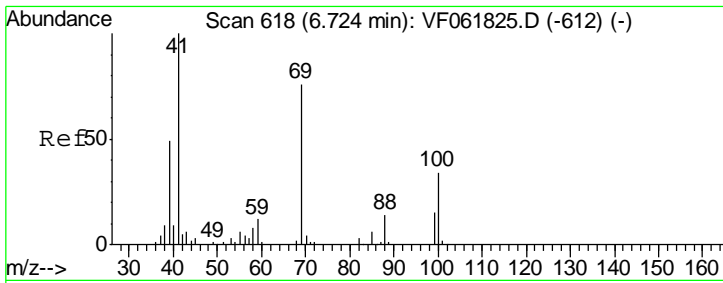
Tgt Ion	Resp	Lower	Upper
41	100		
39	113.4	43.0	64.6#
67	0.0	47.8	71.8#
52	112.7	40.5	60.7#



#43
 Isopropyl Acetate
 Concen: 4.467 ug/l
 RT: 7.01 min Scan# 647
 Delta R.T. 0.04 min
 Lab File: VF061873.D
 Acq: 8 Mar 2019 20:13

Tgt Ion	Resp	Lower	Upper
43	100		
61	0.0	26.1	39.1#
87	0.0	0.0	0.0

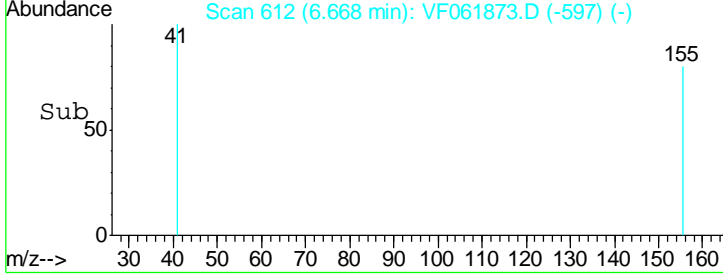
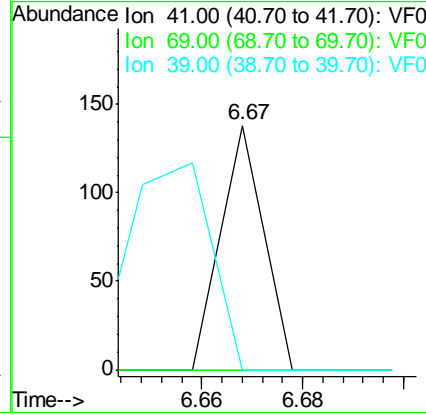
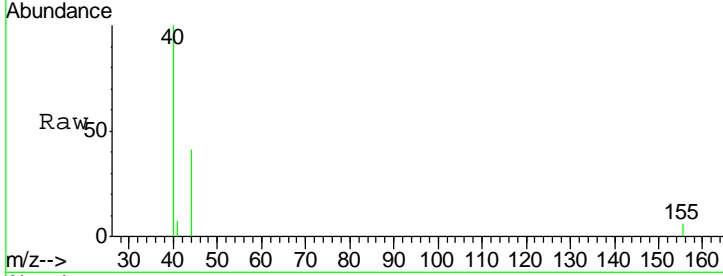




#48
 Methyl methacrylate
 Concen: 3.079 ug/l
 RT: 6.67 min Scan# 612
 Delta R.T. -0.06 min
 Lab File: VF061873.D
 Acq: 8 Mar 2019 20:13

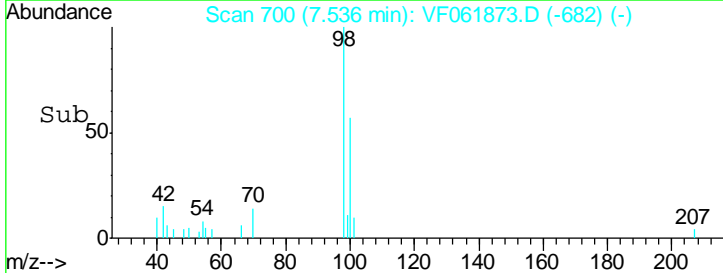
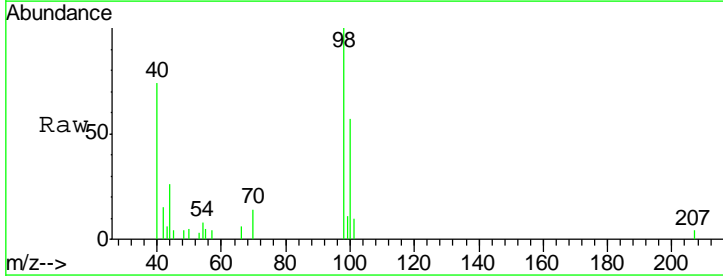
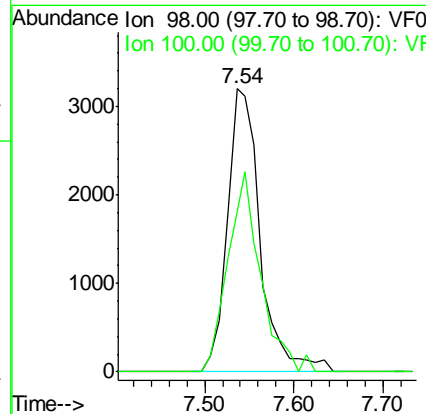
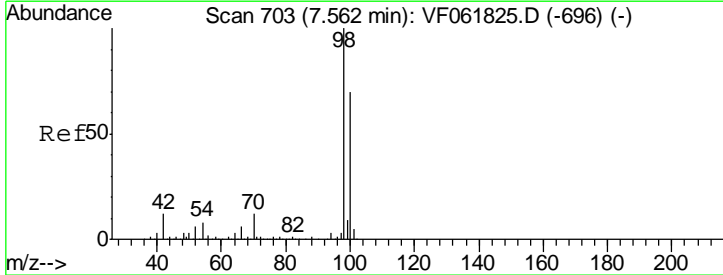
Instrument :
 MSVOA_F
ClientSampled :
 TP-9

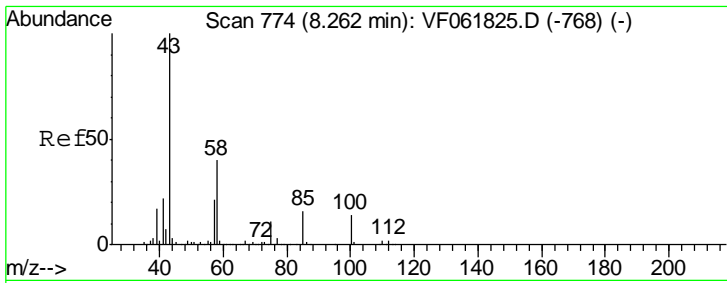
Tgt Ion	Resp	Lower	Upper
41	100		
69	0.0	60.4	90.6#
39	0.0	39.7	59.5#



#50
 Toluene-d8
 Concen: 46.362 ug/l
 RT: 7.54 min Scan# 700
 Delta R.T. -0.03 min
 Lab File: VF061873.D
 Acq: 8 Mar 2019 20:13

Tgt Ion	Resp	Lower	Upper
98	100		
100	56.7	56.0	84.0

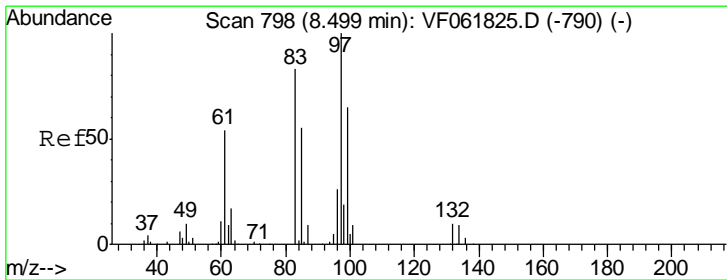
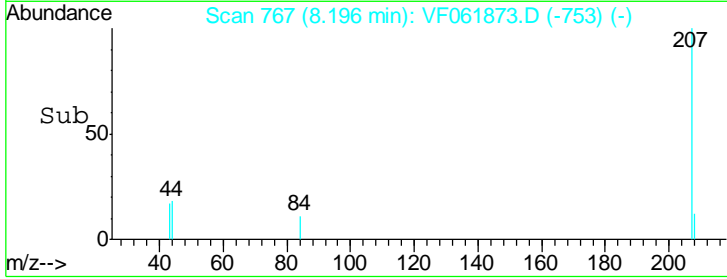
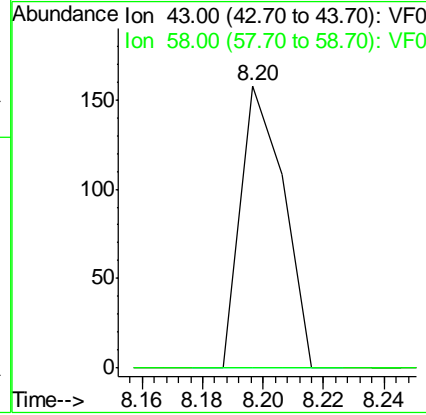
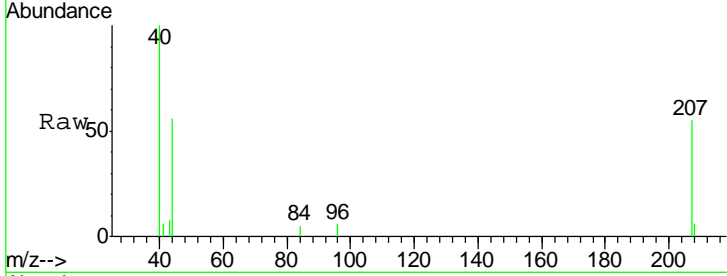




#51
 4-Methyl-2-Pentanone
 Concen: 5.398 ug/l
 RT: 8.20 min Scan# 767
 Delta R.T. -0.07 min
 Lab File: VF061873.D
 Acq: 8 Mar 2019 20:13

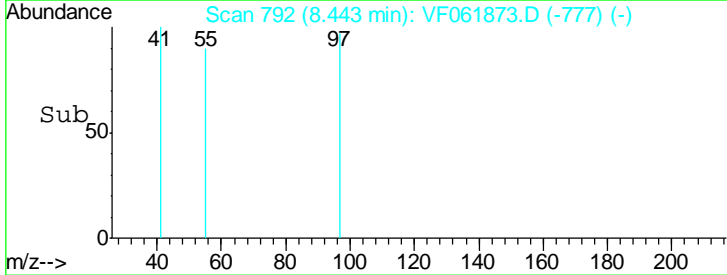
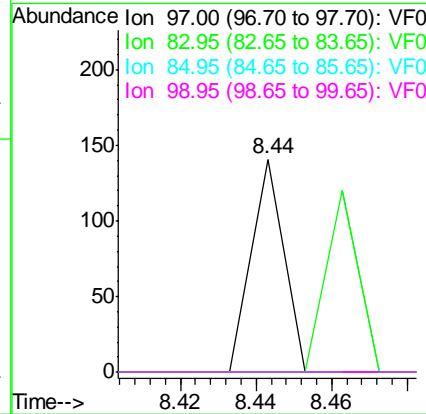
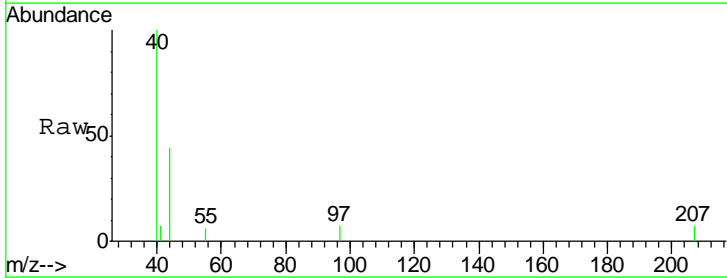
Instrument :
 MSVOA_F
 ClientSampled :
 TP-9

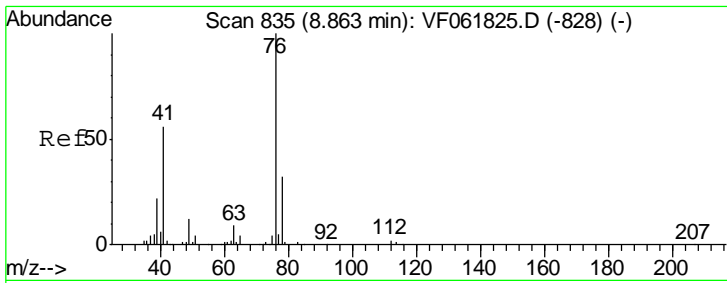
Tgt Ion: 43 Resp: 157
 Ion Ratio Lower Upper
 43 100
 58 0.0 31.8 47.8#



#55
 1,1,2-Trichloroethane
 Concen: 2.290 ug/l
 RT: 8.44 min Scan# 792
 Delta R.T. -0.06 min
 Lab File: VF061873.D
 Acq: 8 Mar 2019 20:13

Tgt Ion: 97 Resp: 83
 Ion Ratio Lower Upper
 97 100
 83 0.0 66.5 99.7#
 85 0.0 44.2 66.2#
 99 0.0 51.8 77.6#

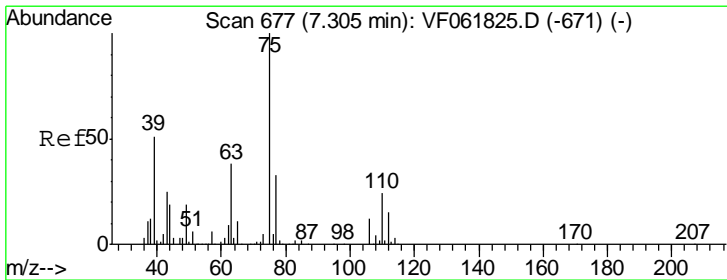
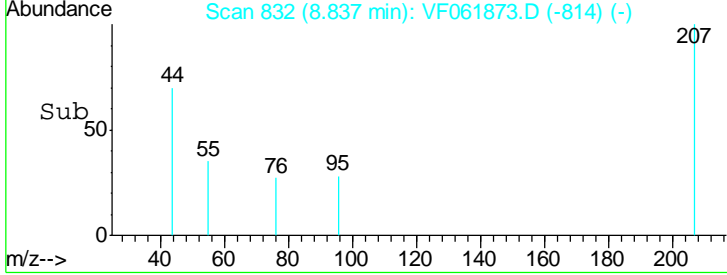
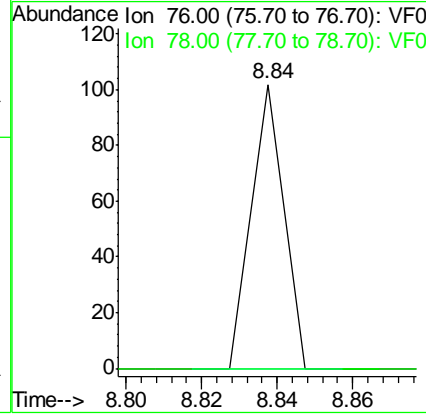
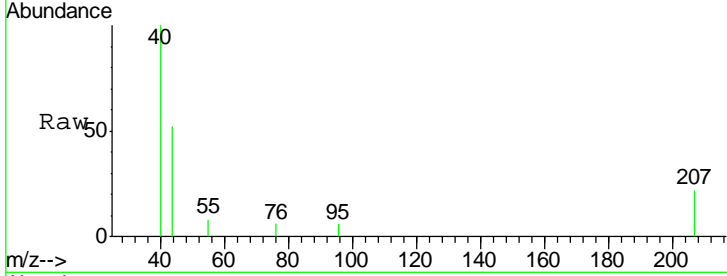




#57
 1,3-Dichloropropane
 Concen: 1.012 ug/l
 RT: 8.84 min Scan# 832
 Delta R.T. -0.03 min
 Lab File: VF061873.D
 Acq: 8 Mar 2019 20:13

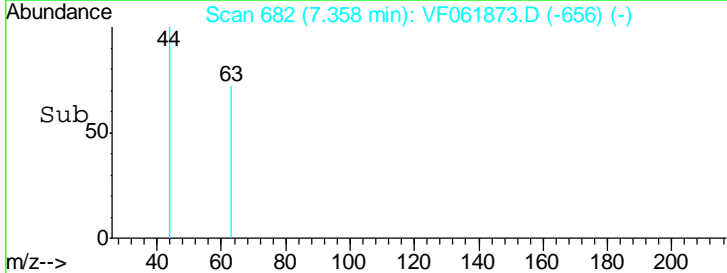
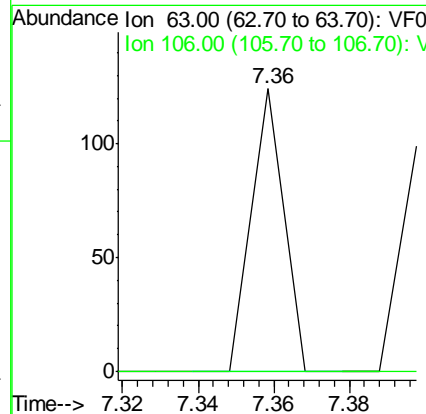
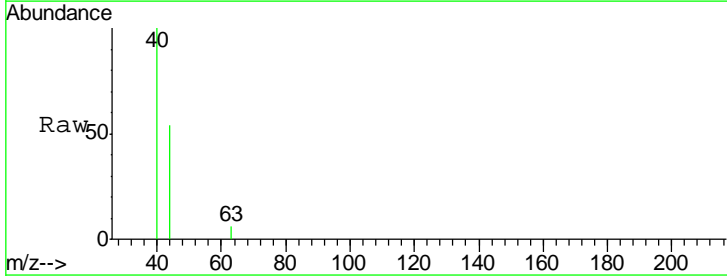
Instrument : MSVOA_F
 ClientSampled : TP-9

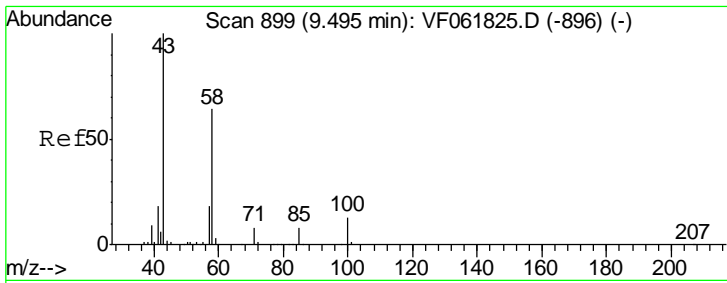
Tgt Ion	Resp	Lower	Upper
76	100		
78	0.0	25.4	38.2#



#58
 2-Chloroethyl Vinyl ether
 Concen: 11.299 ug/l
 RT: 7.36 min Scan# 682
 Delta R.T. 0.05 min
 Lab File: VF061873.D
 Acq: 8 Mar 2019 20:13

Tgt Ion	Resp	Lower	Upper
63	100		
106	0.0	24.3	36.5#

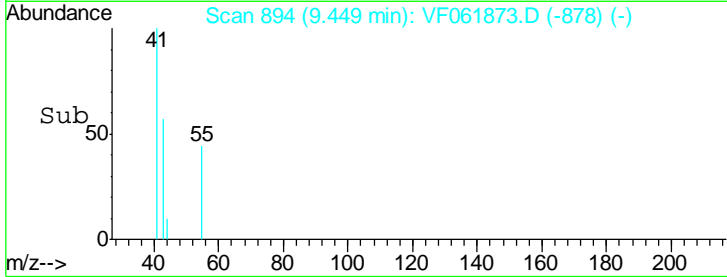
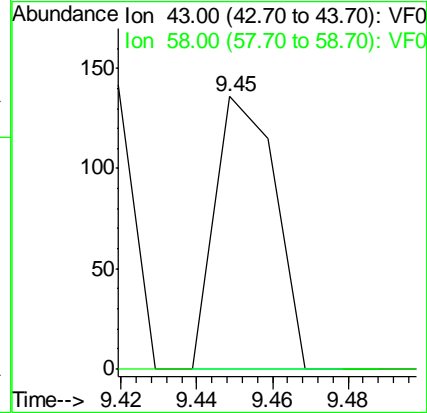
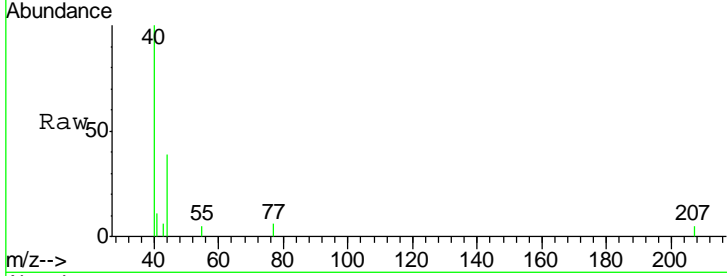




#59
 2-Hexanone
 Concen: 7.053 ug/l
 RT: 9.45 min Scan# 894
 Delta R.T. -0.05 min
 Lab File: VF061873.D
 Acq: 8 Mar 2019 20:13

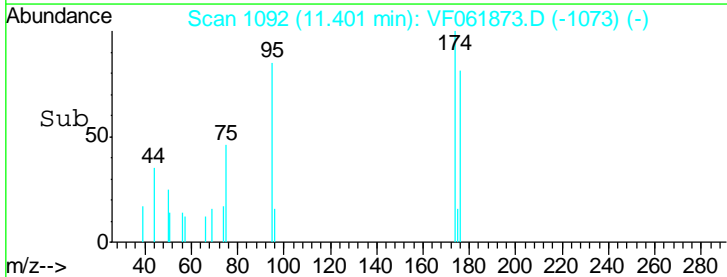
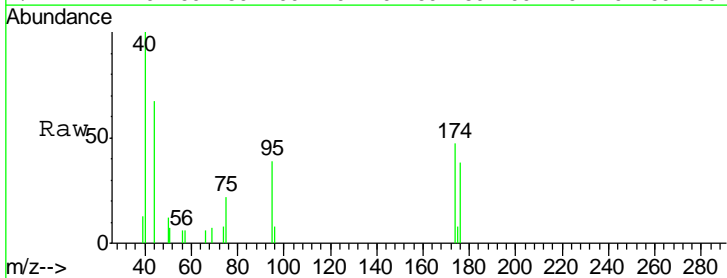
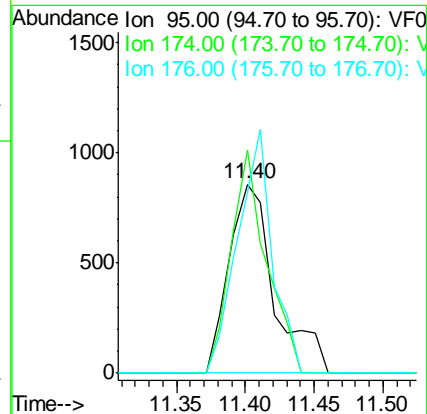
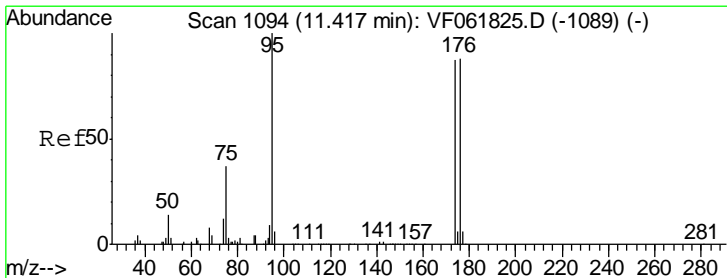
Instrument :
 MSVOA_F
 ClientSampled :
 TP-9

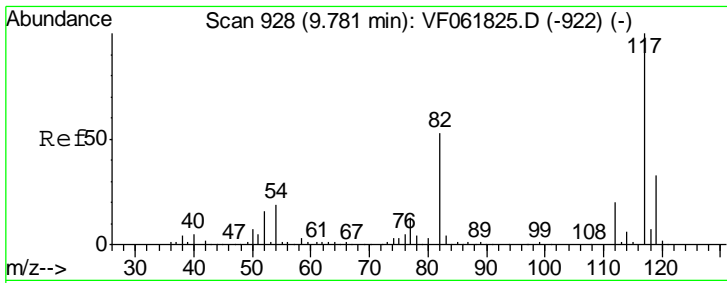
Tgt Ion	Resp	Lower	Upper
43	100		
58	0.0	28.8	86.4#



#62
 4-Bromofluorobenzene
 Concen: 28.241 ug/l
 RT: 11.40 min Scan# 1092
 Delta R.T. -0.02 min
 Lab File: VF061873.D
 Acq: 8 Mar 2019 20:13

Tgt Ion	Resp	Lower	Upper
95	100		
174	118.3	0.0	174.0
176	95.5	0.0	175.2

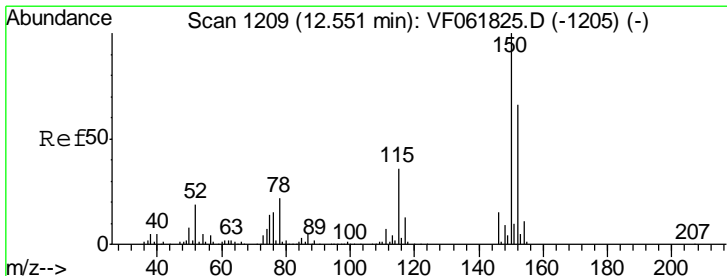
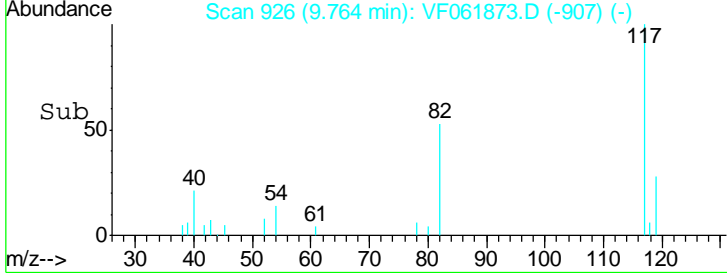
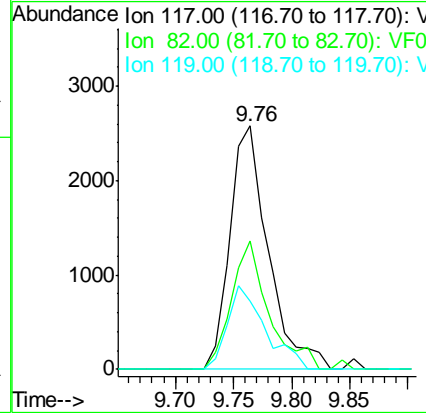
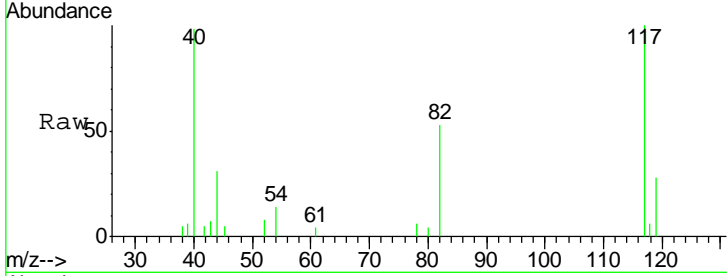




#63
 Chlorobenzene-d5
 Concen: 50.000 ug/l
 RT: 9.76 min Scan# 926
 Delta R.T. -0.02 min
 Lab File: VF061873.D
 Acq: 8 Mar 2019 20:13

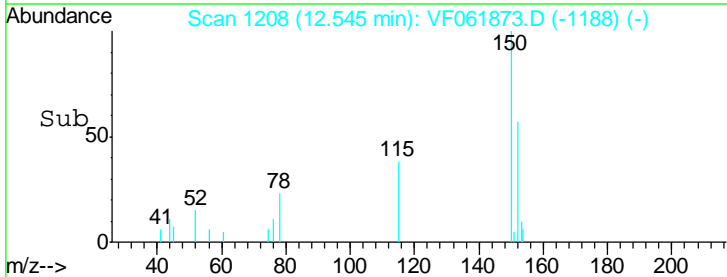
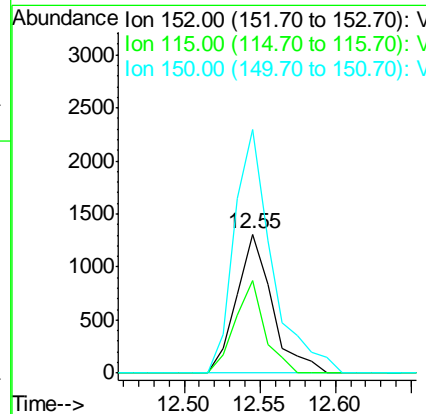
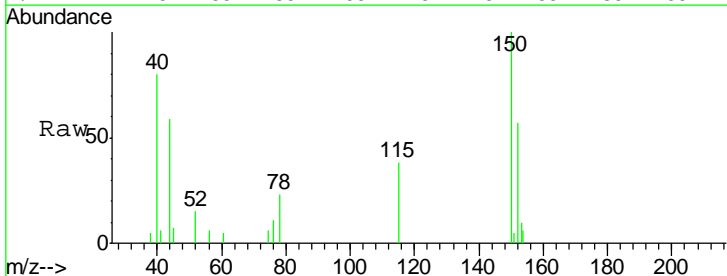
Instrument :
 MSVOA_F
 ClientSampled :
 TP-9

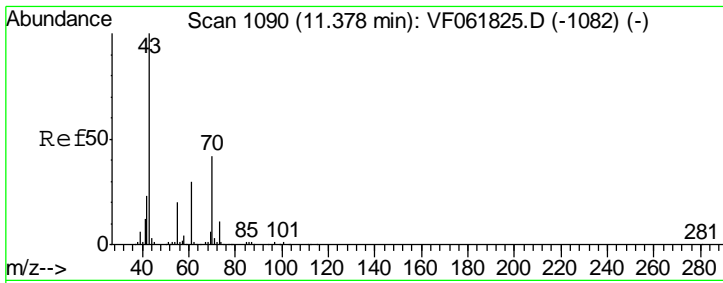
Tgt Ion	Resp	Lower	Upper
117	5881		
82	52.8	42.6	63.8
119	27.9	26.0	39.0



#72
 1,4-Dichlorobenzene-d4
 Concen: 50.000 ug/l
 RT: 12.55 min Scan# 1208
 Delta R.T. -0.01 min
 Lab File: VF061873.D
 Acq: 8 Mar 2019 20:13

Tgt Ion	Resp	Lower	Upper
152	2146		
115	66.8	27.7	83.1
150	175.3	0.0	304.2

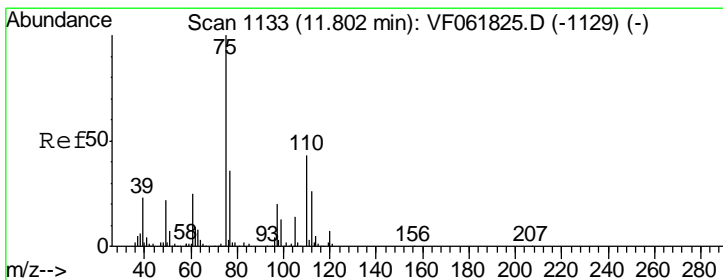
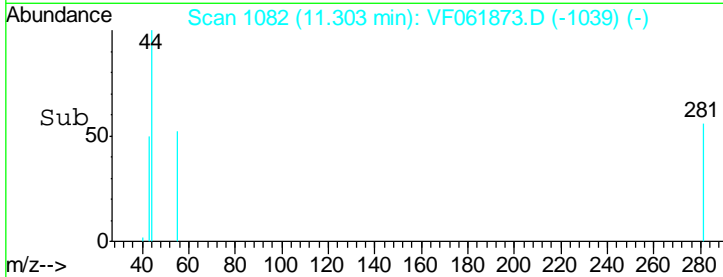
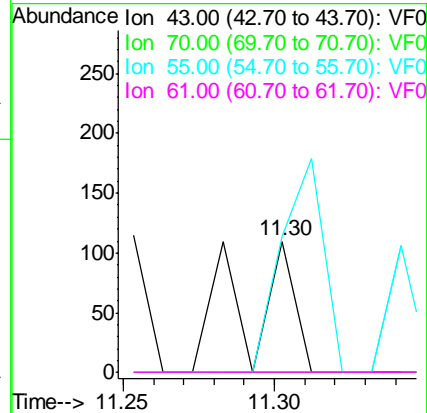
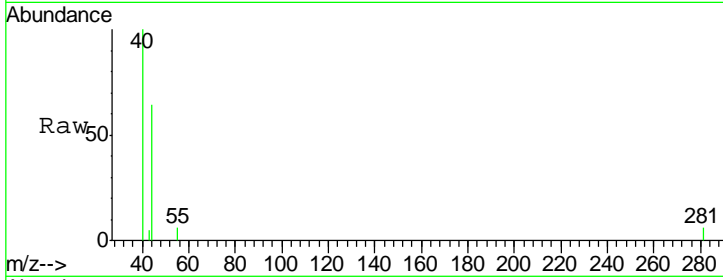




#74
 N-amyl acetate
 Concen: 3.822 ug/l
 RT: 11.30 min Scan# 1082
 Delta R.T. -0.08 min
 Lab File: VF061873.D
 Acq: 8 Mar 2019 20:13

Instrument : MSVOA_F
 ClientSampled : TP-9

Tgt Ion	Resp	Lower	Upper
43	130		
70	0.0	33.4	50.0#
55	103.6	16.3	24.5#
61	0.0	24.0	36.0#



#76
 1,2,3-Trichloropropane
 Concen: 4.356 ug/l
 RT: 11.64 min Scan# 1116
 Delta R.T. -0.16 min
 Lab File: VF061873.D
 Acq: 8 Mar 2019 20:13

Tgt Ion	Resp	Lower	Upper
75	73		
75	100		
77	0.0	18.1	54.4#

