

Data Path : Z:\VOASRV\HPCHEM1\MSVOA F\DATA\VF031119\  
 Data File : VF061885.D  
 Acq On : 11 Mar 2019 13:07  
 Operator : VA/AP  
 Sample : VF0311SBS01  
 Misc : 5.00µ/5mL/MSVOA-F/SOIL  
 ALS Vial : 4 Sample Multiplier: 1

**Instrument :**  
 MSVOA\_F  
**Client Sampled :**  
 VF0311SBS01

**Manual Integrations**  
**APPROVED**  
 MMDadoda  
 3/12/2019 4:36:50 PM

Quant Time: Mar 12 05:26:16 2019  
 Quant Method : Z:\VOASRV\HPCHEM1\MSVOA\_F\METHODS\82F030419S.M  
 Quant Title : SW846 8260  
 QLast Update : Tue Mar 05 04:50:44 2019  
 Response via : Initial Calibration

Internal Standards	R.T.	QIon	Response	Conc	Units	Dev(Min)
1) Pentafluorobenzene	4.86	168	307506	50.00	µg/l	-0.02
34) 1,4-Difluorobenzene	5.58	114	439927	50.00	µg/l	-0.03
63) Chlorobenzene-d5	9.76	117	378185	50.00	µg/l	-0.02
72) 1,4-Dichlorobenzene-d4	12.55	152	212741	50.00	µg/l	0.00

System Monitoring Compounds

33) 1,2-Dichloroethane-d4	4.83	65	121529	54.27	µg/l	-0.02
Spiked Amount	50.000		Recovery	=	108.54%	
35) Dibromofluoromethane	4.10	113	165122	53.78	µg/l	-0.02
Spiked Amount	50.000		Recovery	=	107.56%	
50) Toluene-d8	7.55	98	455756	49.94	µg/l	-0.02
Spiked Amount	50.000		Recovery	=	99.88%	
62) 4-Bromofluorobenzene	11.40	95	190103	53.18	µg/l	-0.02
Spiked Amount	50.000		Recovery	=	106.36%	

Target Compounds

						Qvalue
2) Dichlorodifluoromethane	0.96	85	92652	24.542	µg/l	97
3) Chloromethane	1.09	50	79733	21.792	µg/l	99
4) Vinyl Chloride	1.14	62	75216	21.656	µg/l	97
5) Bromomethane	1.31	94	53685	22.680	µg/l	97
6) Chloroethane	1.38	64	40168	24.330	µg/l	97
7) Trichlorofluoromethane	1.47	101	98152	23.138	µg/l	96
8) Diethyl Ether	1.63	74	19524	20.240	µg/l	96
9) 1,1,2-Trichlorotrifluoroet	1.83	101	61801	21.454	µg/l	92
10) Methyl Iodide	1.90	142	118497m	21.616	µg/l	
11) Tert butyl alcohol	2.58	59	14380	113.134	µg/l	100
12) 1,1-Dichloroethene	1.79	96	56356	21.429	µg/l	88
13) Acrolein	1.99	56	15466	96.028	µg/l #	82
14) Allyl chloride	2.09	41	70733	24.413	µg/l	87
15) Acrylonitrile	2.93	53	41106	101.562	µg/l	95
16) Acetone	2.23	43	60611	129.210	µg/l #	86
17) Carbon Disulfide	1.83	76	173375	21.178	µg/l	96
18) Methyl Acetate	2.34	43	21959	23.125	µg/l	100
19) Methyl tert-butyl Ether	2.43	73	97552	21.927	µg/l	99
20) Methylene Chloride	2.17	84	60677m	20.142	µg/l	
21) trans-1,2-Dichloroethene	2.30	96	54944	22.198	µg/l #	82
22) Diisopropyl ether	2.79	45	169709	22.518	µg/l	97
23) Vinyl Acetate	3.18	43	366464	108.844	µg/l	98
24) 1,1-Dichloroethane	2.86	63	107060	23.766	µg/l	99
25) 2-Butanone	4.33	43	100088	104.895	µg/l	98
26) 2,2-Dichloropropane	3.59	77	45028	22.391	µg/l	99
27) cis-1,2-Dichloroethene	3.46	96	72101	21.026	µg/l	91
28) Bromochloromethane	3.71	49	42724	21.758	µg/l #	100
29) Tetrahydrofuran	4.06	42	41934	101.904	µg/l	98
30) Chloroform	3.85	83	115380	22.424	µg/l	96
31) Cyclohexane	3.68	56	98482	20.873	µg/l	97
32) 1,1,1-Trichloroethane	4.08	97	78712	24.818	µg/l	97
36) 1,1-Dichloropropene	4.27	75	95184	22.905	µg/l	98
37) Ethyl Acetate	4.10	43	41663	23.886	µg/l	93
38) Carbon Tetrachloride	3.98	117	73648	25.036	µg/l	93

Data Path : Z:\VOASRV\HPCHEM1\MSVOA F\DATA\VF031119\  
 Data File : VF061885.D  
 Acq On : 11 Mar 2019 13:07  
 Operator : VA/AP  
 Sample : VF0311SBS01  
 Misc : 5.00µ/5mL/MSVOA-F/SOIL  
 ALS Vial : 4 Sample Multiplier: 1

**Instrument :**  
 MSVOA\_F  
**Client Sampled :**  
 VF0311SBS01

**Manual Integrations**  
**APPROVED**  
 MMDadoda  
 3/12/2019 4:36:50 PM

Quant Time: Mar 12 05:26:16 2019  
 Quant Method : Z:\VOASRV\HPCHEM1\MSVOA\_F\METHODS\82F030419S.M  
 Quant Title : SW846 8260  
 QLast Update : Tue Mar 05 04:50:44 2019  
 Response via : Initial Calibration

Internal Standards	R.T.	QIon	Response	Conc	Units	Dev(Min)
39) Methylcyclohexane	5.45	83	110052	22.421	ug/l	98
40) Benzene	4.63	78	227374	20.932	ug/l	96
41) Methacrylonitrile	4.74	41	19059	19.943	ug/l #	89
42) 1,2-Dichloroethane	4.93	62	60224	22.248	ug/l	95
43) Isopropyl Acetate	6.95	43	45597	21.207	ug/l	98
44) Trichloroethene	5.49	130	74924	22.195	ug/l	99
45) 1,2-Dichloropropane	6.22	63	55733	21.577	ug/l	98
46) Dibromomethane	6.09	93	34042	20.941	ug/l	94
47) Bromodichloromethane	6.38	83	81352	22.652	ug/l	95
48) Methyl methacrylate	6.71	41	27669	20.334	ug/l	89
49) 1,4-Dioxane	6.71	88	4752	382.022	ug/l	95
51) 4-Methyl-2-Pentanone	8.25	43	157105	105.724	ug/l	97
52) Toluene	7.61	92	137694	21.428	ug/l	97
53) t-1,3-Dichloropropene	8.27	75	64907	21.895	ug/l	95
54) cis-1,3-Dichloropropene	7.29	75	87693	21.446	ug/l	97
55) 1,1,2-Trichloroethane	8.48	97	39038	21.085	ug/l	92
56) Ethyl methacrylate	8.61	69	44213	21.189	ug/l	97
57) 1,3-Dichloropropane	8.85	76	64078	21.163	ug/l	91
58) 2-Chloroethyl Vinyl ether	7.29	63	37754	114.379	ug/l	100
59) 2-Hexanone	9.49	43	121692	113.517	ug/l	96
60) Dibromochloromethane	8.71	129	57431	21.764	ug/l	96
61) 1,2-Dibromoethane	8.98	107	44136	21.678	ug/l	98
64) Tetrachloroethene	8.15	164	68119	23.441	ug/l	94
65) Chlorobenzene	9.79	112	156817	21.583	ug/l	93
66) 1,1,1,2-Tetrachloroethane	9.92	131	64669	22.972	ug/l	96
67) Ethyl Benzene	9.89	91	272160	22.600	ug/l	97
68) m/p-Xylenes	10.12	106	206924	44.853	ug/l	98
69) o-Xylene	10.71	106	110394	22.222	ug/l	99
70) Styrene	10.78	104	155127	22.189	ug/l	96
71) Bromoform	10.76	173	34083	22.908	ug/l #	95
73) Isopropylbenzene	11.12	105	319682	21.827	ug/l	97
74) N-amyl acetate	11.36	43	69072	20.486	ug/l	91
75) 1,1,2,2-Tetrachloroethane	11.69	83	51620	21.206	ug/l	94
76) 1,2,3-Trichloropropane	11.79	75	34310	20.652	ug/l	95
77) Bromobenzene	11.49	156	76116	21.594	ug/l	90
78) n-propylbenzene	11.59	91	370410	22.395	ug/l	100
79) 2-Chlorotoluene	11.72	91	209988	22.207	ug/l	99
80) 1,3,5-Trimethylbenzene	11.82	105	255455	21.724	ug/l	94
81) trans-1,4-Dichloro-2-buten	11.86	75	16751m	22.050	ug/l	
82) 4-Chlorotoluene	11.89	91	206328	21.332	ug/l	96
83) tert-Butylbenzene	12.12	119	278990	22.344	ug/l	90
84) 1,2,4-Trimethylbenzene	12.20	105	256815	22.279	ug/l	97
85) sec-Butylbenzene	12.30	105	363008	22.341	ug/l	99
86) p-Isopropyltoluene	12.46	119	305703	22.134	ug/l	97
87) 1,3-Dichlorobenzene	12.47	146	148888	22.245	ug/l	98
88) 1,4-Dichlorobenzene	12.55	146	143832	22.278	ug/l	97
89) n-Butylbenzene	12.84	91	300213	22.744	ug/l	96
90) Hexachloroethane	12.91	117	71781	21.592	ug/l	88
91) 1,2-Dichlorobenzene	12.94	146	142625	22.492	ug/l	99
92) 1,2-Dibromo-3-Chloropropan	13.64	75	8184	21.670	ug/l	97

Data Path : Z:\VOASRV\HPCHEM1\MSVOA F\DATA\VF031119\  
 Data File : VF061885.D  
 Acq On : 11 Mar 2019 13:07  
 Operator : VA/AP  
 Sample : VF0311SBS01  
 Misc : 5.00µ/5mL/MSVOA-F/SOIL  
 ALS Vial : 4 Sample Multiplier: 1

Instrument :  
 MSVOA\_F  
 ClientSampleId :  
 VF0311SBS01

Manual Integrations  
 APPROVED

MMDadoda  
 3/12/2019 4:36:50 PM

Quant Time: Mar 12 05:26:16 2019  
 Quant Method : Z:\VOASRV\HPCHEM1\MSVOA\_F\METHODS\82F030419S.M  
 Quant Title : SW846 8260  
 QLast Update : Tue Mar 05 04:50:44 2019  
 Response via : Initial Calibration

Internal Standards	R.T.	QIon	Response	Conc	Units	Dev(Min)
93) 1,2,4-Trichlorobenzene	14.19	180	97495	21.931	µg/l	96
94) Hexachlorobutadiene	14.18	225	63241	20.549	µg/l	95
95) Naphthalene	14.45	128	157063	19.836	µg/l	99
96) 1,2,3-Trichlorobenzene	14.60	180	87942	21.425	µg/l	92

(#) = qualifier out of range (m) = manual integration (+) = signals summed

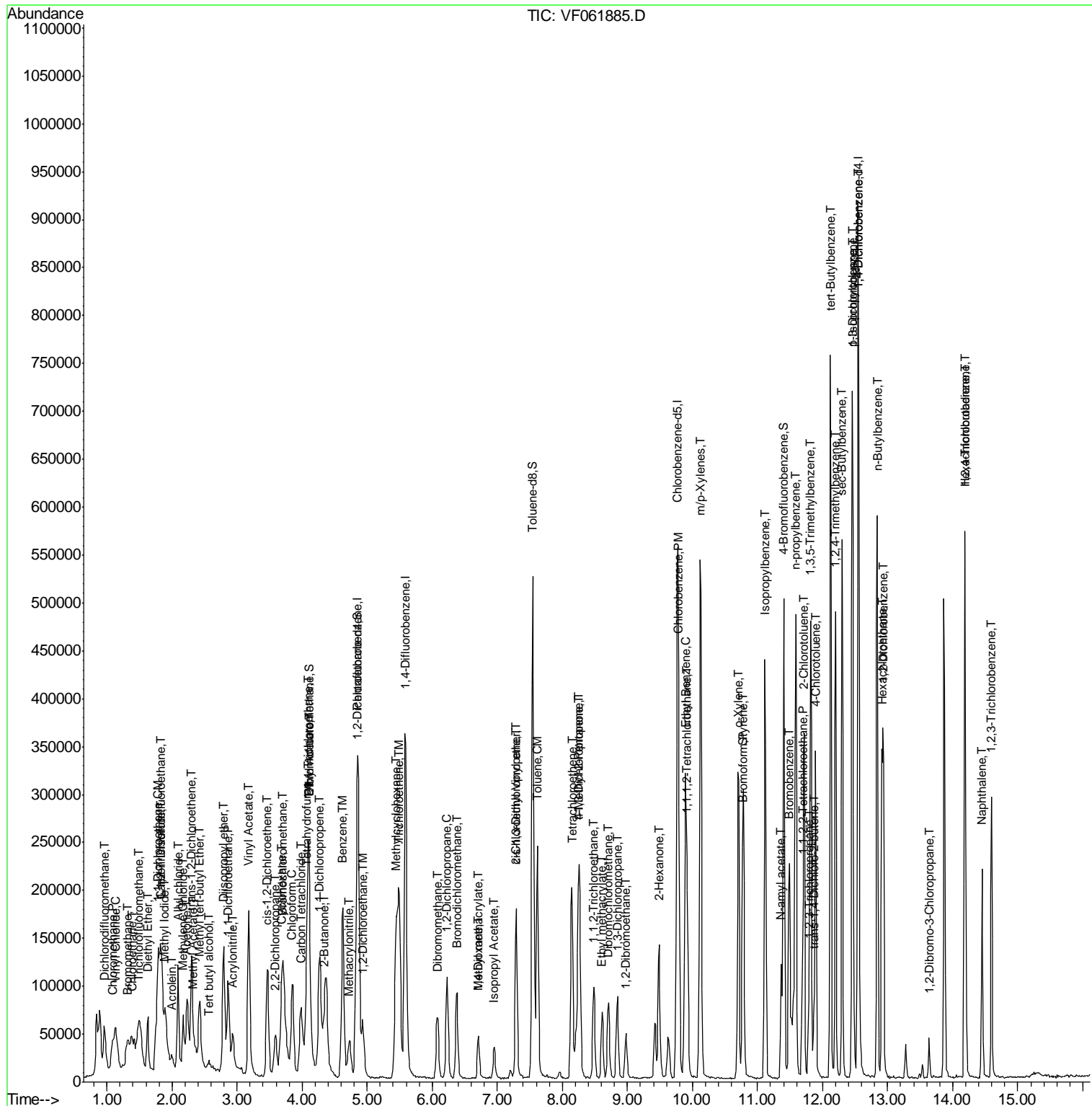
Data Path : Z:\VOASRV\HPCHEM1\MSVOA F\DATA\VF031119\  
 Data File : VF061885.D  
 Acq On : 11 Mar 2019 13:07  
 Operator : VA/AP  
 Sample : VF0311SBS01  
 Misc : 5.00µ/5mL/MSVOA-F/SOIL  
 ALS Vial : 4 Sample Multiplier: 1

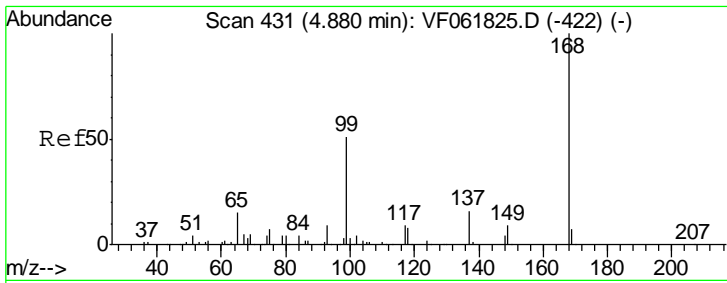
Instrument : MSVOA\_F  
 Client Sampled : VF0311SBS01

Manual Integrations APPROVED

MMDadoda  
 3/12/2019 4:36:50 PM

Quant Time: Mar 12 05:26:16 2019  
 Quant Method : Z:\VOASRV\HPCHEM1\MSVOA\_F\METHODS\82F030419S.M  
 Quant Title : SW846 8260  
 QLast Update : Tue Mar 05 04:50:44 2019  
 Response via : Initial Calibration



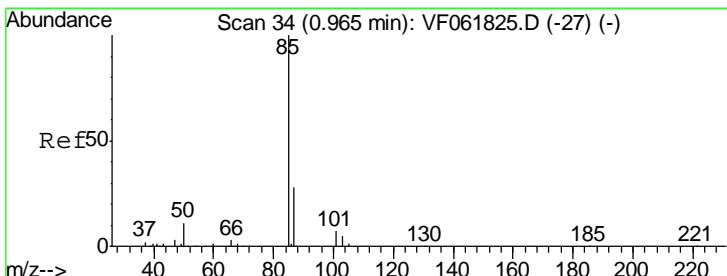
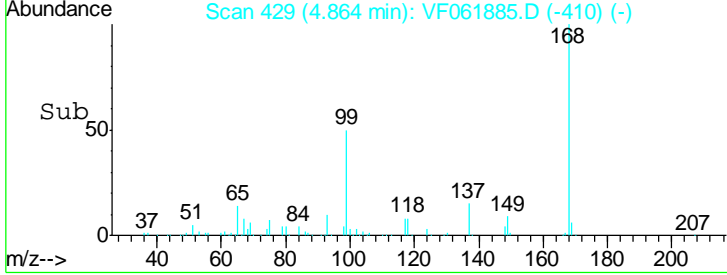
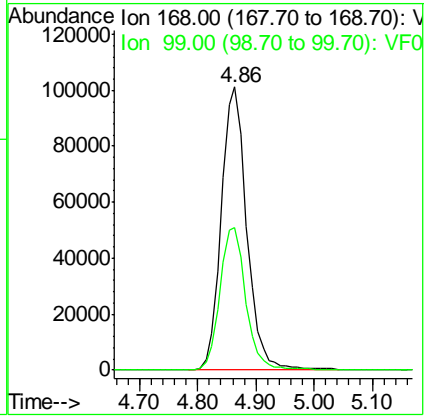
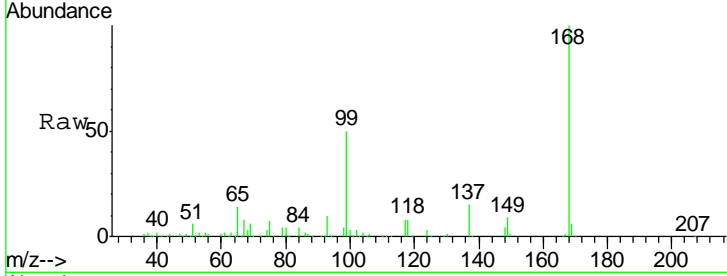


#1  
 Pentafluorobenzene  
 Concen: 50.000 ug/l  
 RT: 4.86 min Scan# 429  
 Delta R.T. -0.02 min  
 Lab File: VF061885.D  
 Acq: 11 Mar 2019 13:07

Instrument : MSVOA\_F  
 ClientSampled : VF0311SBS01

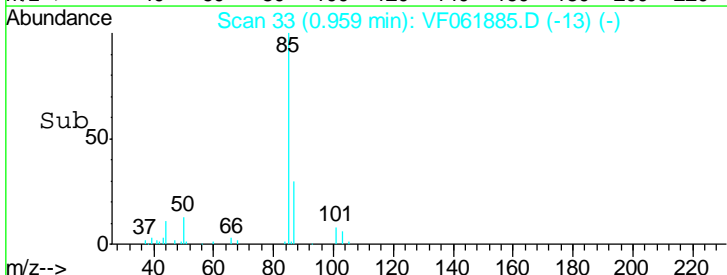
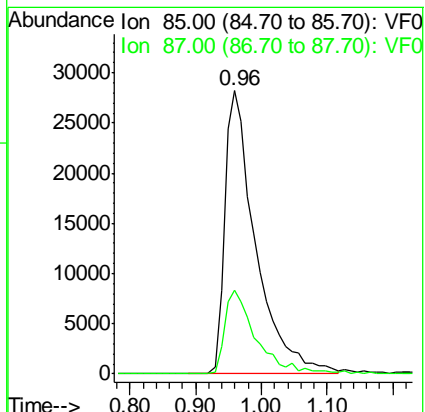
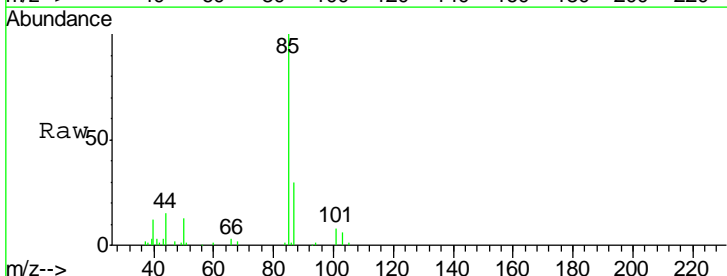
Tgt Ion	Resp	Lower	Upper
168	100		
99	50.3	40.8	61.2

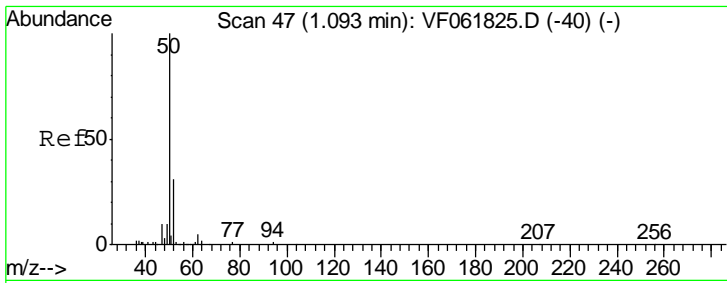
Manual Integrations  
**APPROVED**  
 MMDadoda  
 3/12/2019 4:36:50 PM



#2  
 Dichlorodifluoromethane  
 Concen: 24.542 ug/l  
 RT: 0.96 min Scan# 33  
 Delta R.T. -0.01 min  
 Lab File: VF061885.D  
 Acq: 11 Mar 2019 13:07

Tgt Ion	Resp	Lower	Upper
85	100		
87	29.7	14.1	42.2



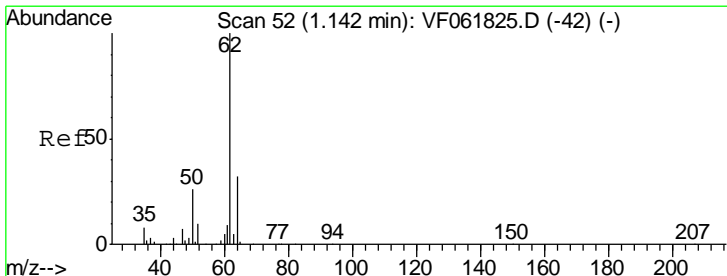
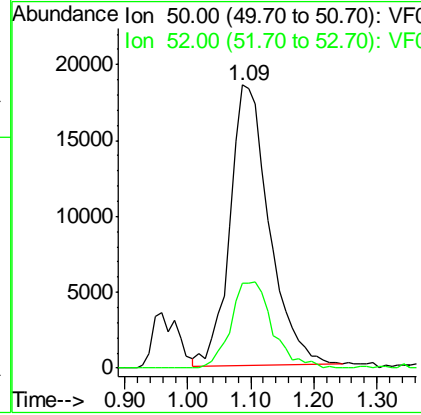
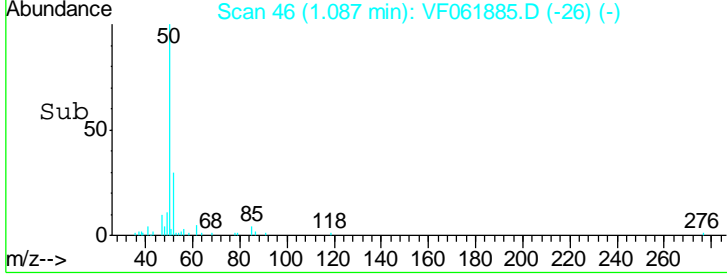
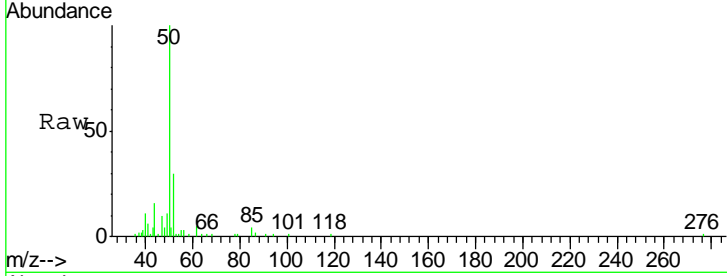


#3  
 Chloromethane  
 Concen: 21.792 ug/l  
 RT: 1.09 min Scan# 46  
 Delta R.T. -0.01 min  
 Lab File: VF061885.D  
 Acq: 11 Mar 2019 13:07

Tgt Ion	Resp	Lower	Upper
50	100		
52	30.2	23.8	35.8

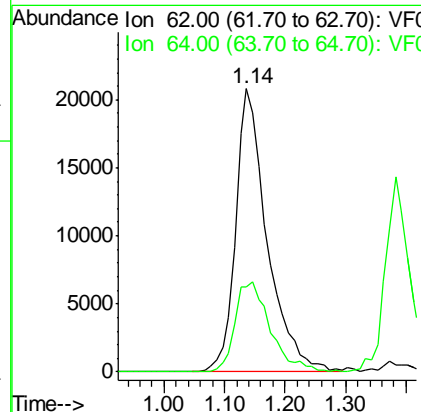
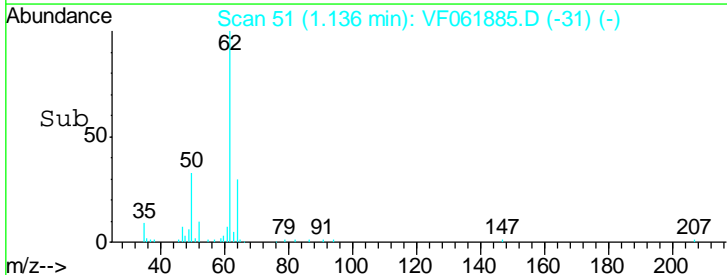
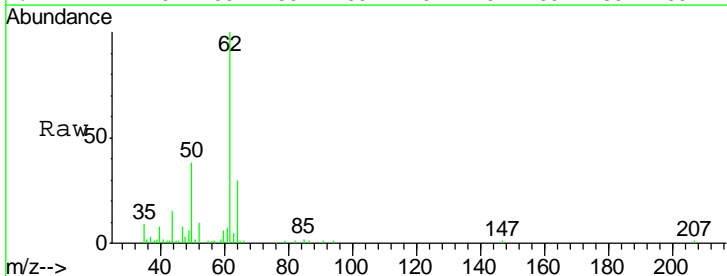
Instrument : MSVOA\_F  
 ClientSampled : VF0311SBS01

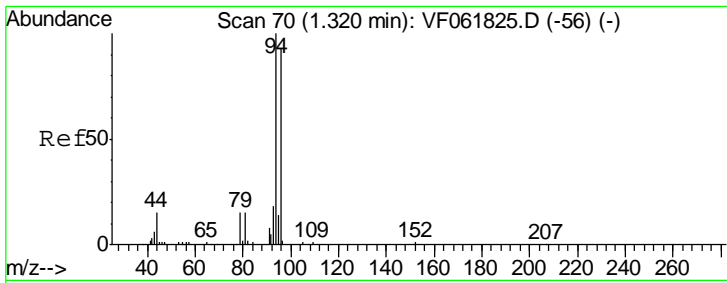
Manual Integrations  
**APPROVED**  
 MMDadoda  
 3/12/2019 4:36:50 PM



#4  
 Vinyl Chloride  
 Concen: 21.656 ug/l  
 RT: 1.14 min Scan# 51  
 Delta R.T. -0.01 min  
 Lab File: VF061885.D  
 Acq: 11 Mar 2019 13:07

Tgt Ion	Resp	Lower	Upper
62	100		
64	29.9	25.2	37.8



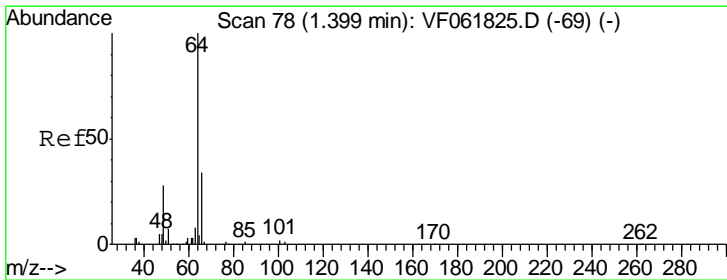
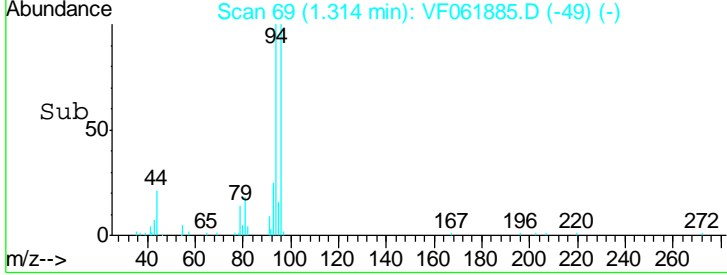
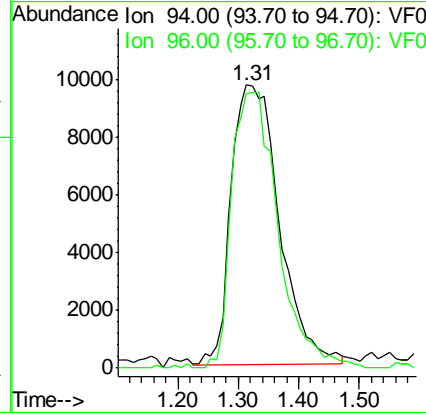
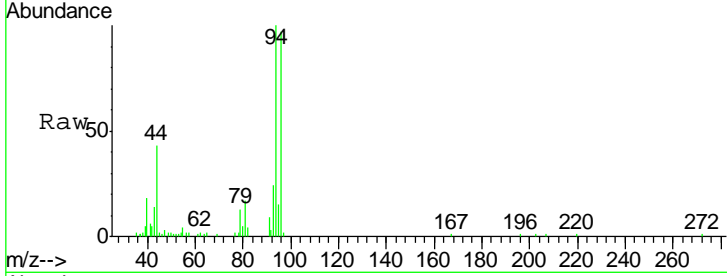


#5  
 Bromomethane  
 Concen: 22.680 ug/l  
 RT: 1.31 min Scan# 69  
 Delta R.T. -0.01 min  
 Lab File: VF061885.D  
 Acq: 11 Mar 2019 13:07

**Instrument :**  
 MSVOA\_F  
**ClientSampled :**  
 VF0311SBS01

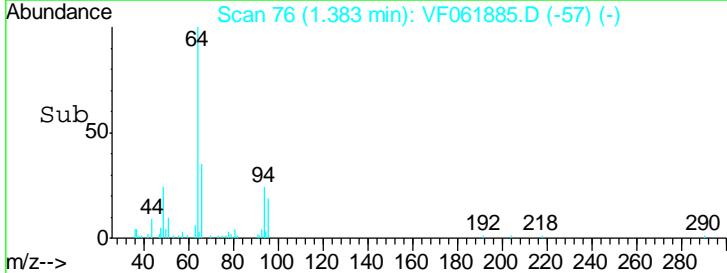
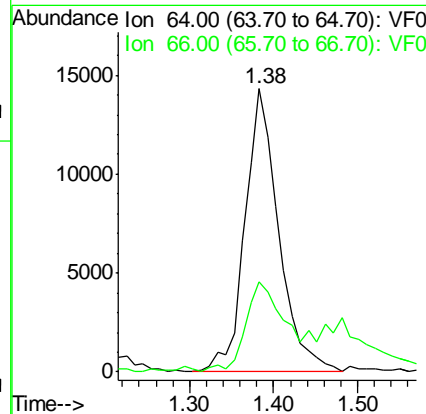
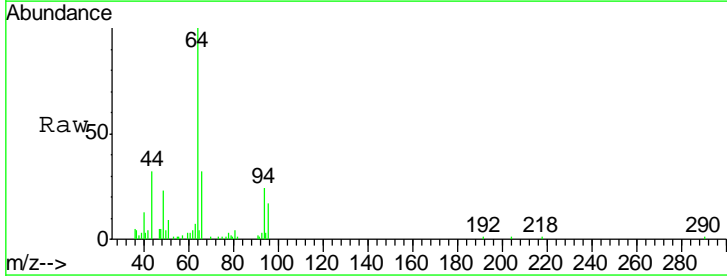
Tgt Ion	Resp	Lower	Upper
94	100		
96	97.1	75.2	112.8

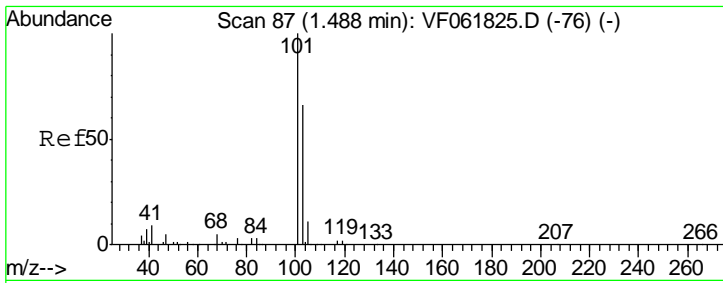
**Manual Integrations**  
**APPROVED**  
 MMDadoda  
 3/12/2019 4:36:50 PM



#6  
 Chloroethane  
 Concen: 24.330 ug/l  
 RT: 1.38 min Scan# 76  
 Delta R.T. -0.02 min  
 Lab File: VF061885.D  
 Acq: 11 Mar 2019 13:07

Tgt Ion	Resp	Lower	Upper
64	100		
66	31.9	27.0	40.4



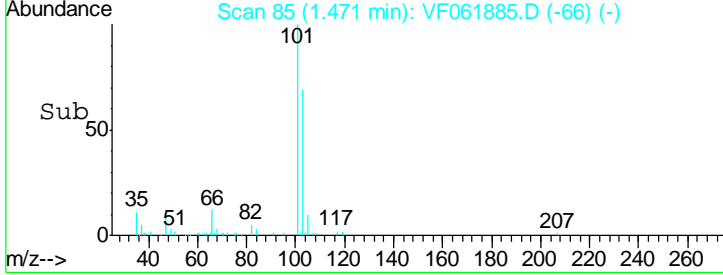
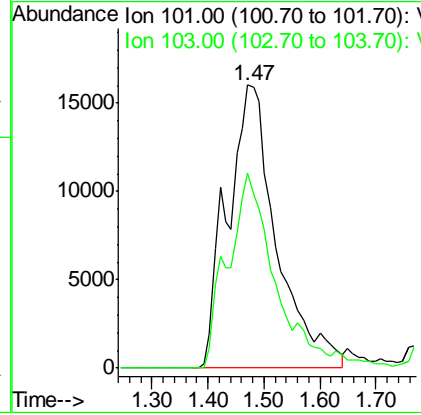
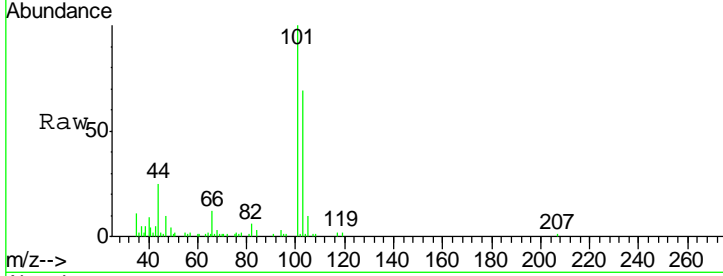


#7  
 Trichlorofluoromethane  
 Concen: 23.138 ug/l  
 RT: 1.47 min Scan# 85  
 Delta R.T. -0.02 min  
 Lab File: VF061885.D  
 Acq: 11 Mar 2019 13:07

Instrument : MSVOA\_F  
 ClientSampled : VF0311SBS01

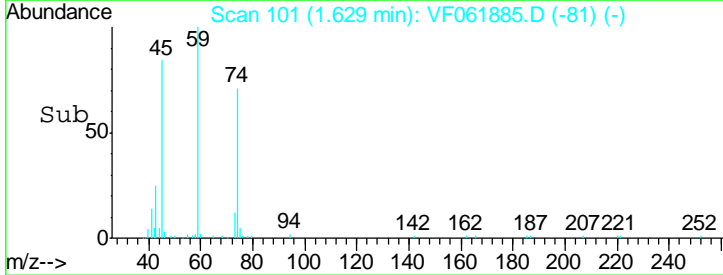
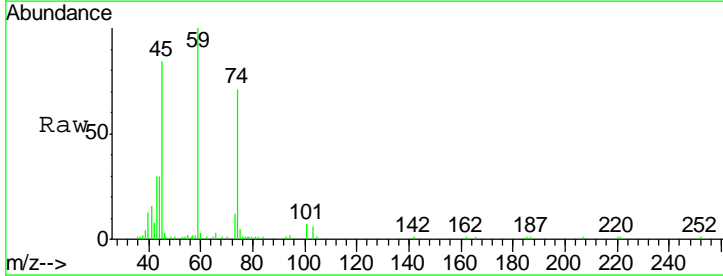
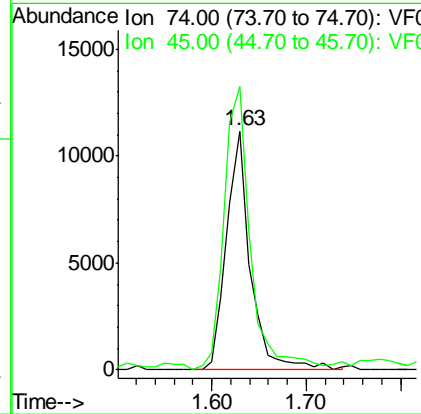
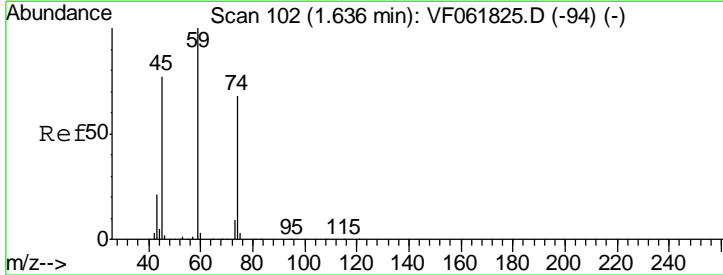
Tgt Ion	Resp	Lower	Upper
101	98152		
103	68.9	52.8	79.2

Manual Integrations  
**APPROVED**  
 MMDadoda  
 3/12/2019 4:36:50 PM

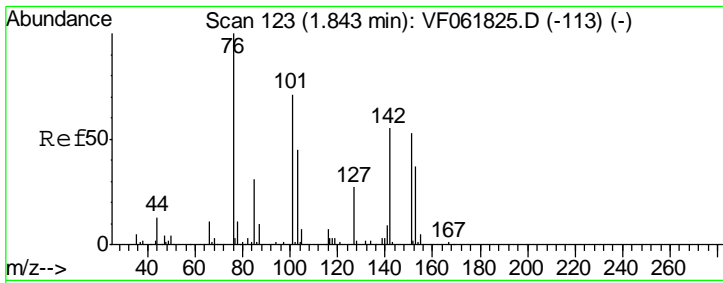


#8  
 Diethyl Ether  
 Concen: 20.240 ug/l  
 RT: 1.63 min Scan# 101  
 Delta R.T. -0.01 min  
 Lab File: VF061885.D  
 Acq: 11 Mar 2019 13:07

Tgt Ion	Resp	Lower	Upper
74	19524		
45	118.5	57.2	171.6







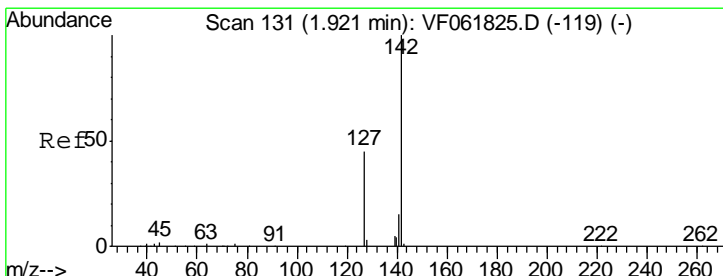
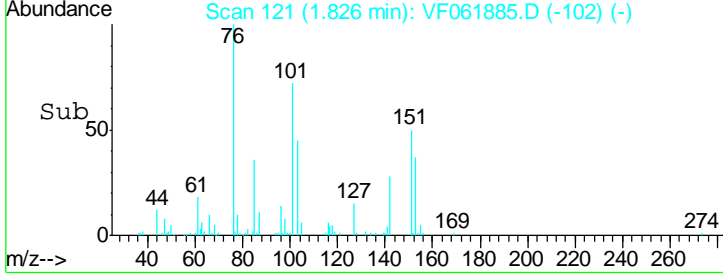
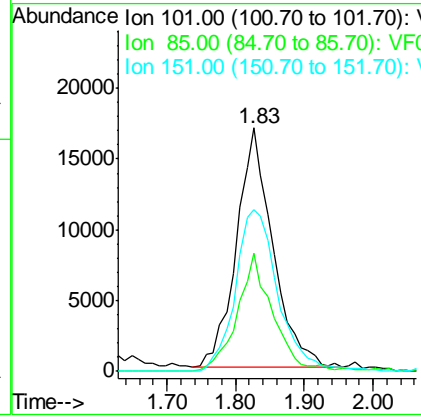
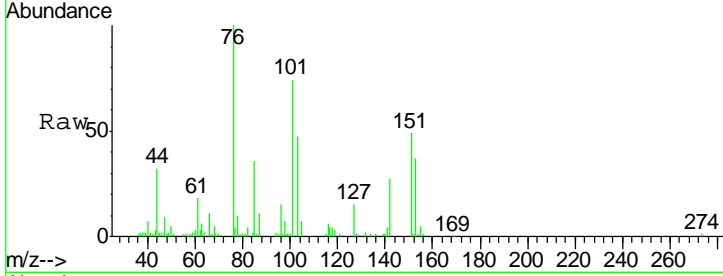
#9  
 1,1,2-Trichlorotrifluoroethane  
 Concen: 21.454 ug/l  
 RT: 1.83 min Scan# 121  
 Delta R.T. -0.02 min  
 Lab File: VF061885.D  
 Acq: 11 Mar 2019 13:07

Instrument : MSVOA\_F  
 ClientSampled : VF0311SBS01

Tgt Ion	Resp	Lower	Upper
101	61801		
85	48.5	34.0	51.0
151	66.2	57.3	85.9

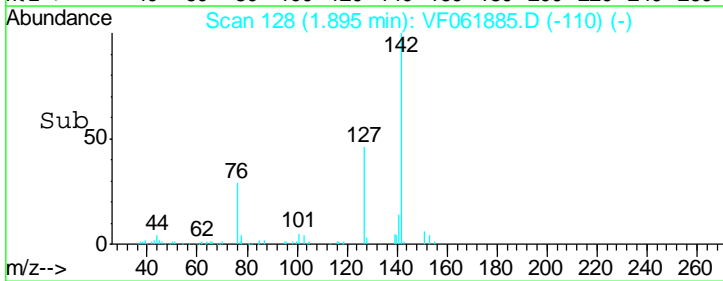
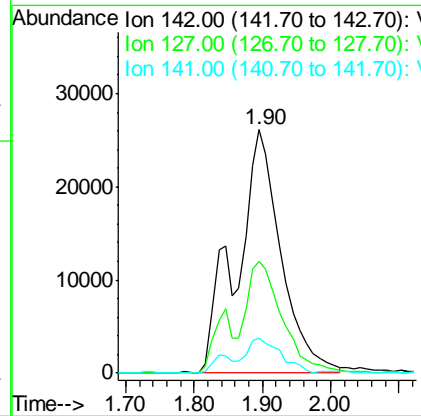
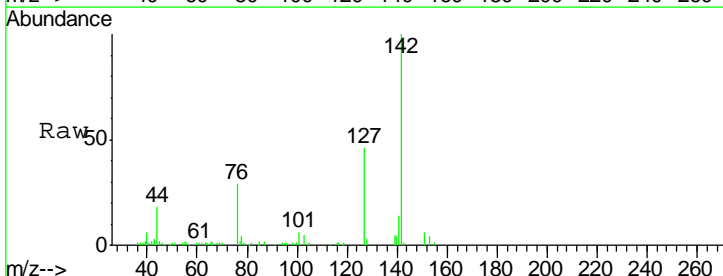
Manual Integrations  
 APPROVED

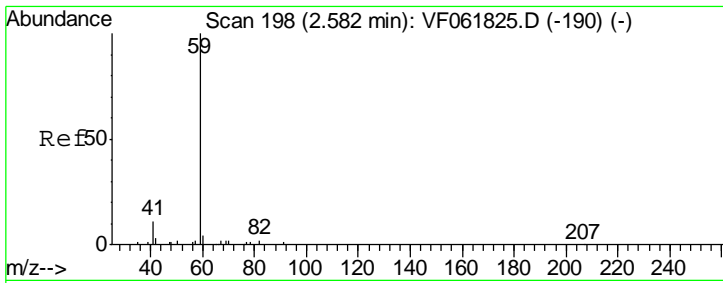
MMDadoda  
 3/12/2019 4:36:50 PM



#10  
 Methyl Iodide  
 Concen: 21.616 ug/l m  
 RT: 1.90 min Scan# 128  
 Delta R.T. -0.03 min  
 Lab File: VF061885.D  
 Acq: 11 Mar 2019 13:07

Tgt Ion	Resp	Lower	Upper
142	118497		
127	46.0	35.8	53.6
141	14.4	11.7	17.5





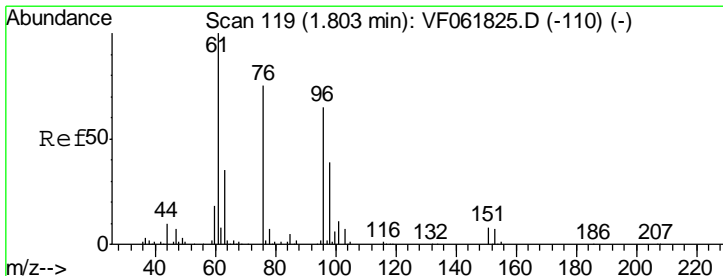
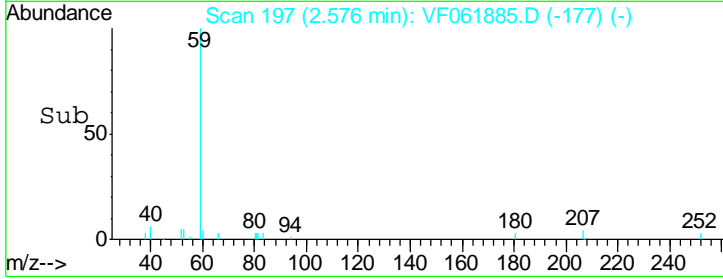
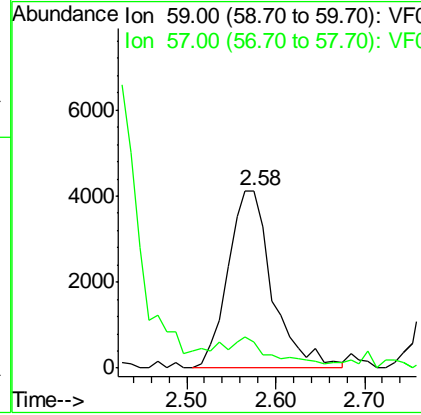
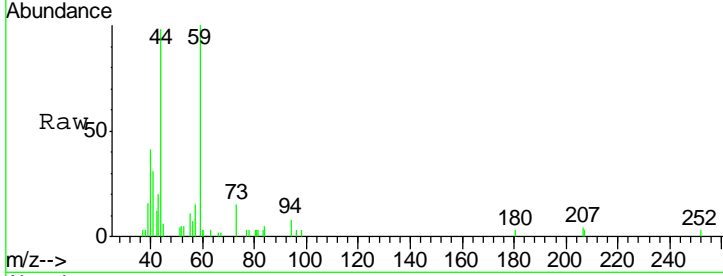
#11  
 Tert butyl alcohol  
 Concen: 113.134 ug/l  
 RT: 2.58 min Scan# 197  
 Delta R.T. -0.01 min  
 Lab File: VF061885.D  
 Acq: 11 Mar 2019 13:07

Instrument :  
 MSVOA\_F  
 ClientSampled :  
 VF0311SBS01

Tgt Ion	Resp	Lower	Upper
59	14380		
57	14.6	11.8	17.6

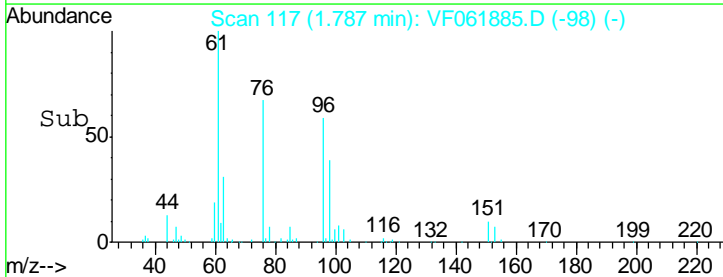
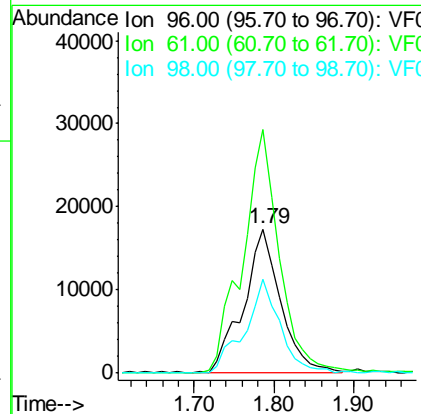
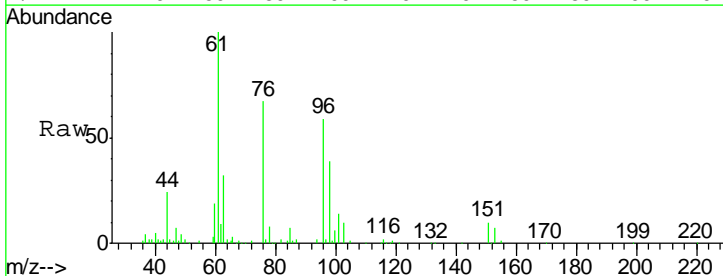
Manual Integrations  
 APPROVED

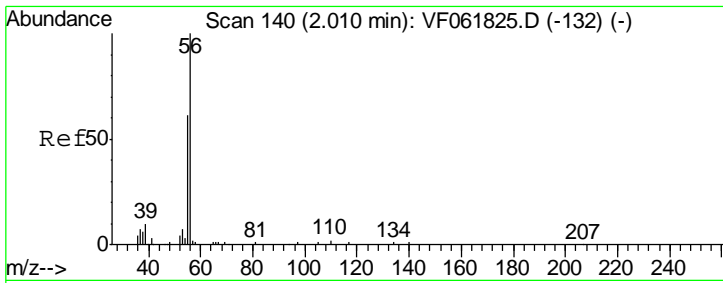
MMDadoda  
 3/12/2019 4:36:50 PM



#12  
 1,1-Dichloroethene  
 Concen: 21.429 ug/l  
 RT: 1.79 min Scan# 117  
 Delta R.T. -0.02 min  
 Lab File: VF061885.D  
 Acq: 11 Mar 2019 13:07

Tgt Ion	Resp	Lower	Upper
96	56356		
61	169.3	122.5	183.7
98	65.6	47.1	70.7





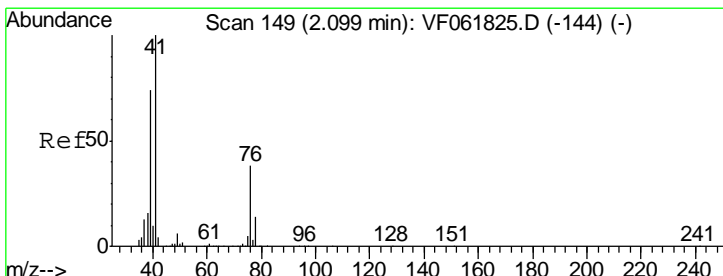
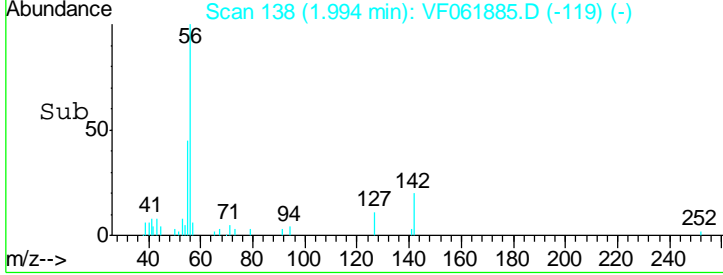
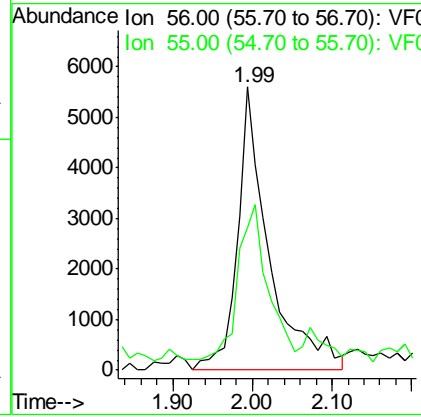
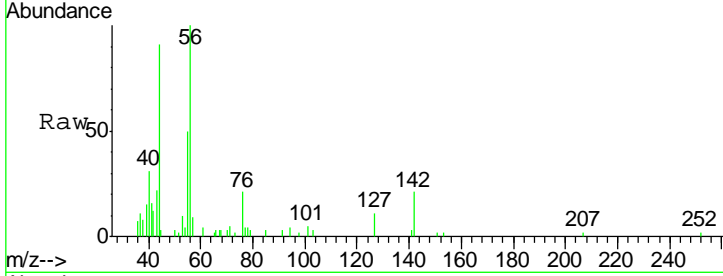
#13  
 Acrolein  
 Concen: 96.028 ug/l  
 RT: 1.99 min Scan# 138  
 Delta R.T. -0.02 min  
 Lab File: VF061885.D  
 Acq: 11 Mar 2019 13:07

Instrument : MSVOA\_F  
 ClientSampled : VF0311SBS01

Tgt Ion	Resp	Lower	Upper
56	15466		
55	50.3	51.3	76.9#

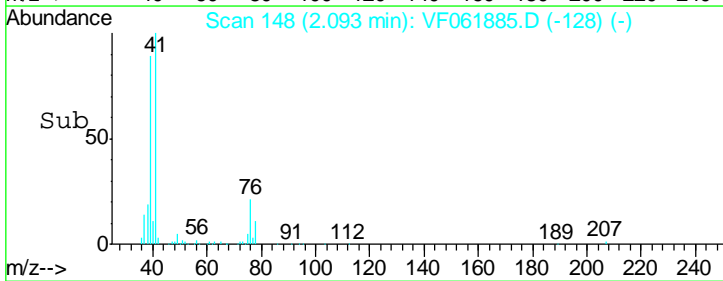
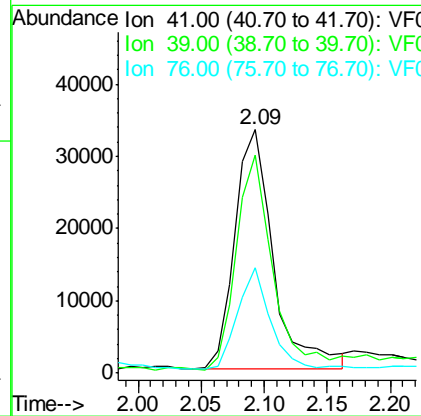
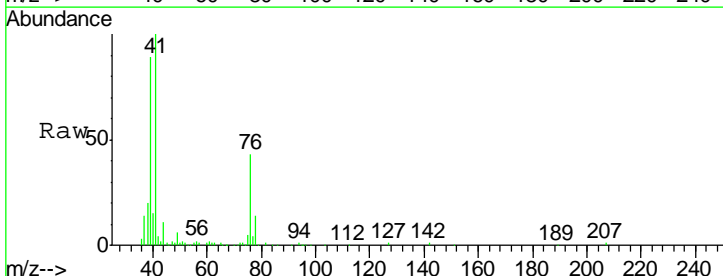
Manual Integrations  
 APPROVED

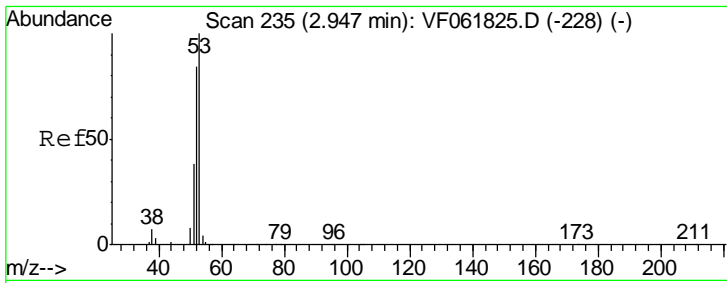
MMDadoda  
 3/12/2019 4:36:50 PM



#14  
 Allyl chloride  
 Concen: 24.413 ug/l  
 RT: 2.09 min Scan# 148  
 Delta R.T. -0.01 min  
 Lab File: VF061885.D  
 Acq: 11 Mar 2019 13:07

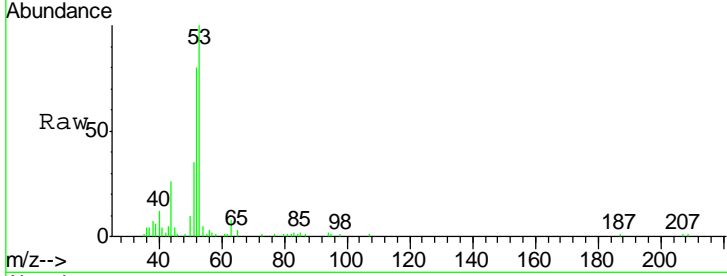
Tgt Ion	Resp	Lower	Upper
41	70733		
39	89.3	59.6	89.4
76	43.1	32.3	48.5





#15  
 Acrylonitrile  
 Concen: 101.562 ug/l  
 RT: 2.93 min Scan# 233  
 Delta R.T. -0.02 min  
 Lab File: VF061885.D  
 Acq: 11 Mar 2019 13:07

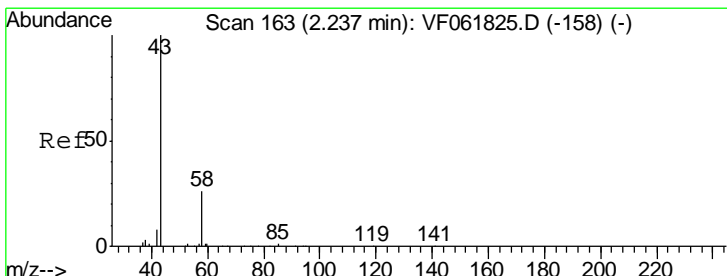
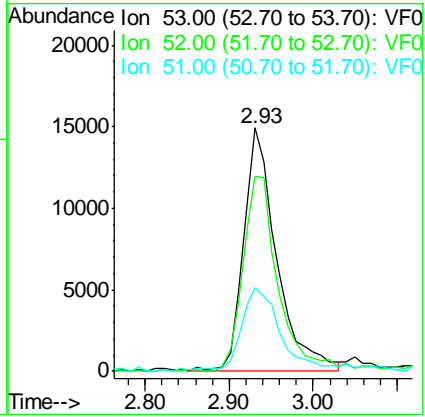
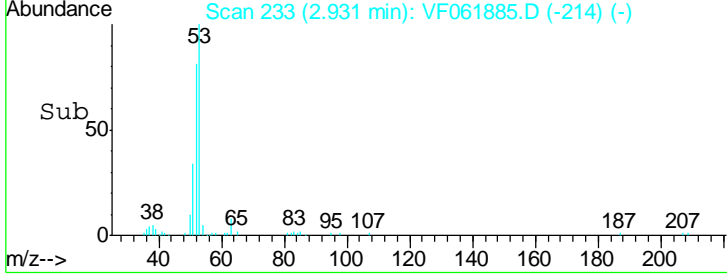
**Instrument :**  
 MSVOA\_F  
**ClientSampled :**  
 VF0311SBS01



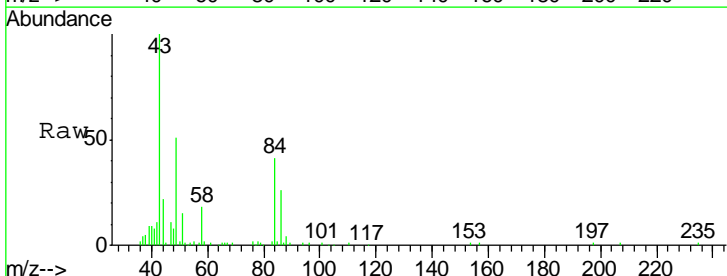
Tgt Ion: 53 Resp: 41106

Ion	Ratio	Lower	Upper
53	100		
52	80.0	67.4	101.0
51	34.6	30.7	46.1

**Manual Integrations**  
**APPROVED**  
 MMDadoda  
 3/12/2019 4:36:50 PM

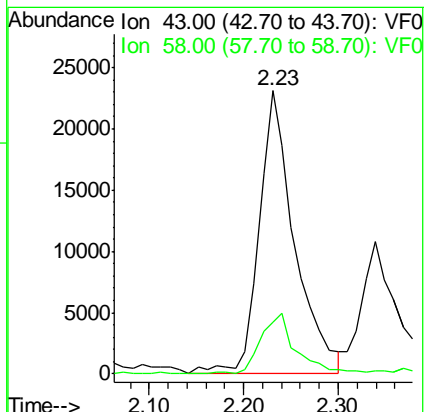
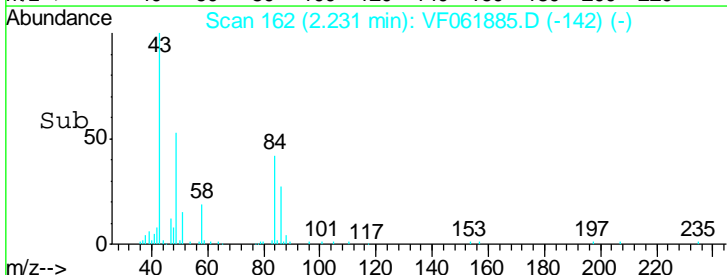


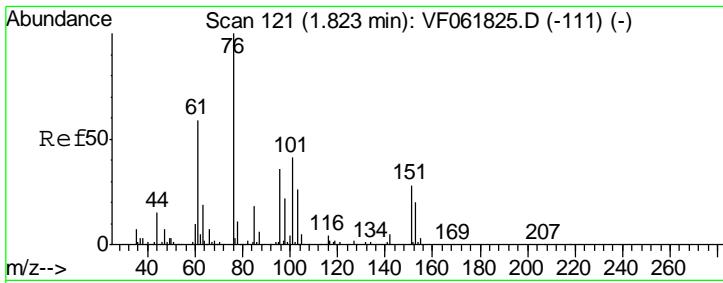
#16  
 Acetone  
 Concen: 129.210 ug/l  
 RT: 2.23 min Scan# 162  
 Delta R.T. -0.01 min  
 Lab File: VF061885.D  
 Acq: 11 Mar 2019 13:07



Tgt Ion: 43 Resp: 60611

Ion	Ratio	Lower	Upper
43	100		
58	18.4	20.3	30.5#



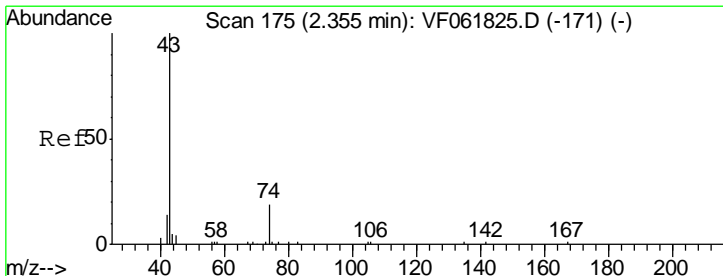
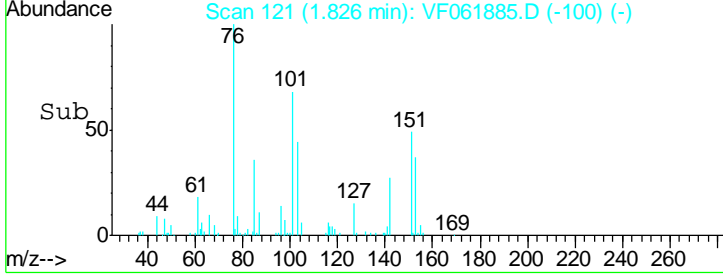
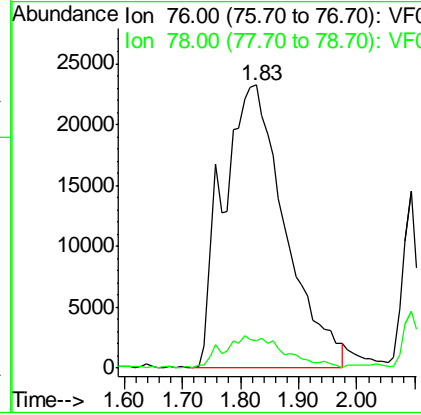
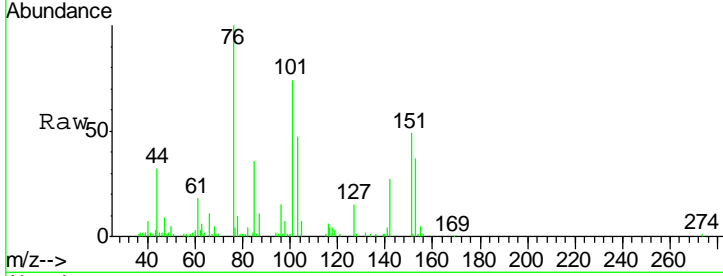


#17  
 Carbon Disulfide  
 Concen: 21.178 ug/l  
 RT: 1.83 min Scan# 121  
 Delta R.T. 0.00 min  
 Lab File: VF061885.D  
 Acq: 11 Mar 2019 13:07

**Instrument :**  
 MSVOA\_F  
**ClientSampled :**  
 VF0311SBS01

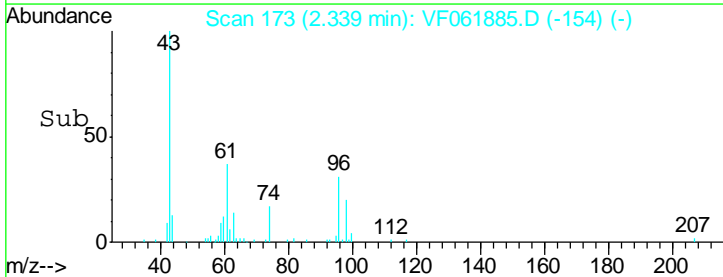
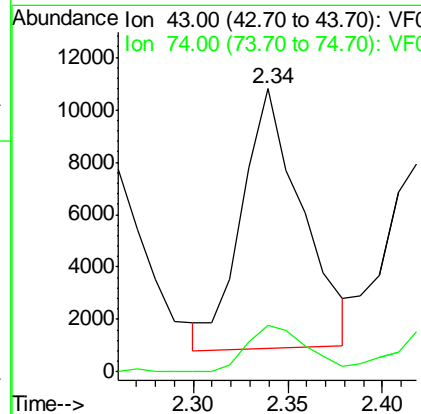
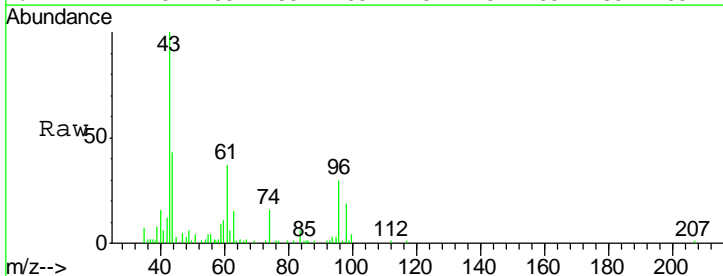
Tgt Ion: 76 Resp: 173375  
 Ion Ratio Lower Upper  
 76 100  
 78 9.9 9.1 13.7

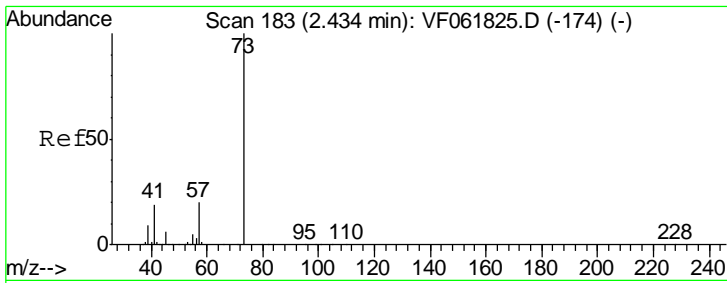
**Manual Integrations**  
**APPROVED**  
 MMDadoda  
 3/12/2019 4:36:50 PM



#18  
 Methyl Acetate  
 Concen: 23.125 ug/l  
 RT: 2.34 min Scan# 173  
 Delta R.T. -0.02 min  
 Lab File: VF061885.D  
 Acq: 11 Mar 2019 13:07

Tgt Ion: 43 Resp: 21959  
 Ion Ratio Lower Upper  
 43 100  
 74 16.4 13.2 19.8



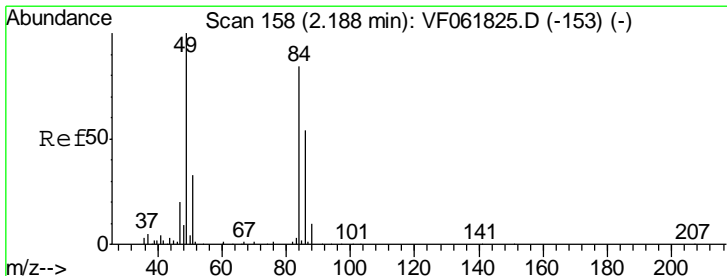
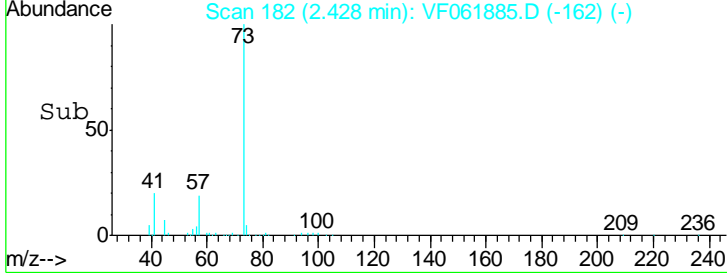
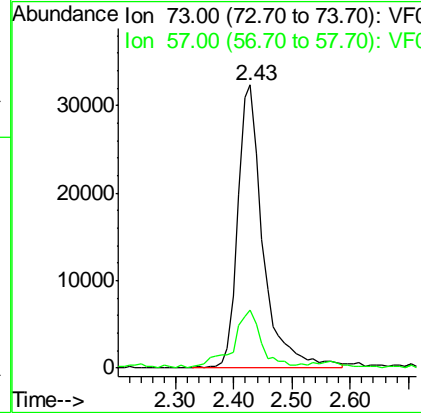
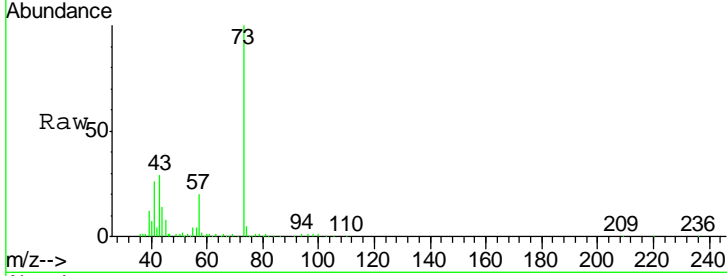


#19  
 Methyl tert-butyl Ether  
 Concen: 21.927 ug/l  
 RT: 2.43 min Scan# 182  
 Delta R.T. -0.01 min  
 Lab File: VF061885.D  
 Acq: 11 Mar 2019 13:07

Tgt Ion	Resp	Lower	Upper
73	100		
57	20.3	16.1	24.1

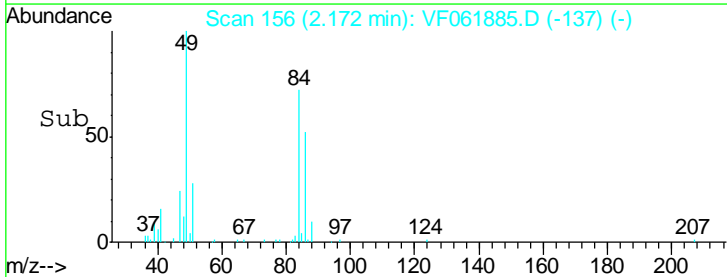
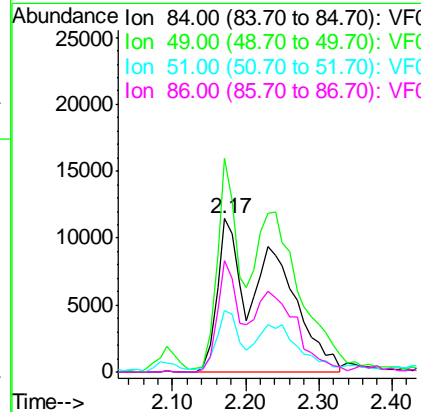
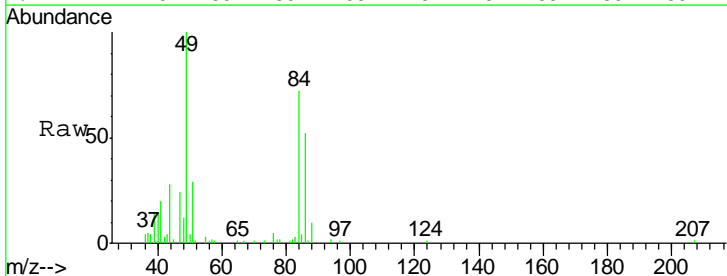
**Instrument :**  
 MSVOA\_F  
**ClientSampled :**  
 VF0311SBS01

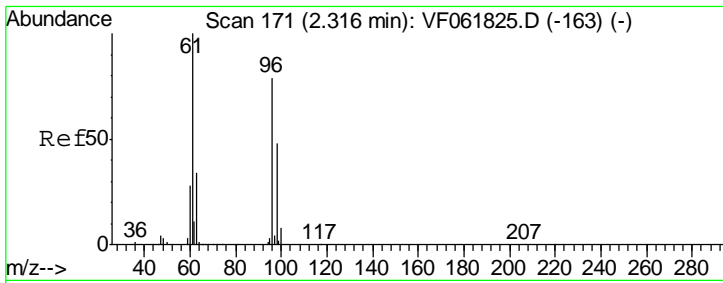
**Manual Integrations**  
**APPROVED**  
 MMDadoda  
 3/12/2019 4:36:50 PM



#20  
 Methylene Chloride  
 Concen: 20.142 ug/l m  
 RT: 2.17 min Scan# 156  
 Delta R.T. -0.02 min  
 Lab File: VF061885.D  
 Acq: 11 Mar 2019 13:07

Tgt Ion	Resp	Lower	Upper
84	100		
49	139.2	96.8	145.2
51	39.9	31.8	47.6
86	72.5	51.6	77.4





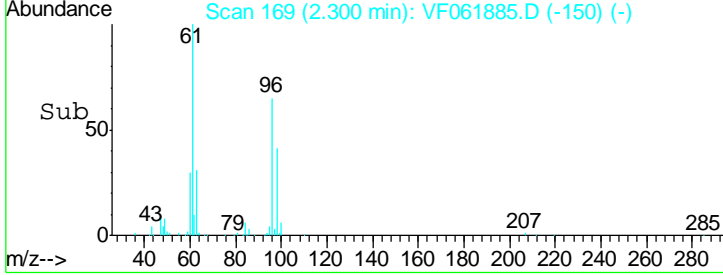
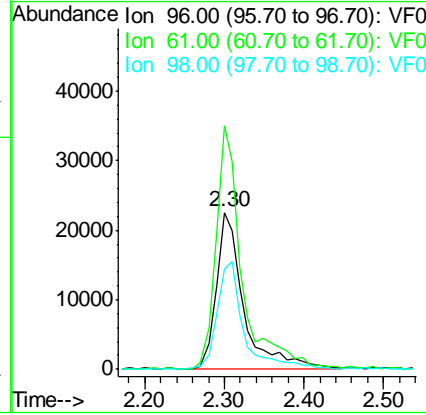
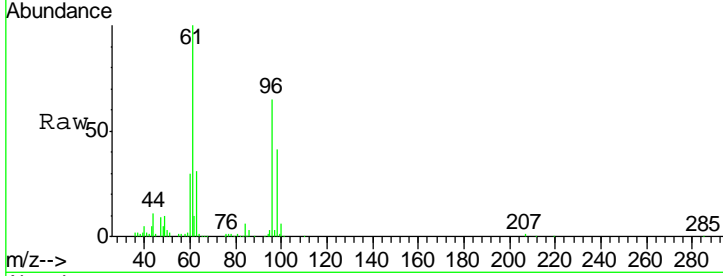
#21  
 trans-1,2-Dichloroethene  
 Concen: 22.198 ug/l  
 RT: 2.30 min Scan# 169  
 Delta R.T. -0.02 min  
 Lab File: VF061885.D  
 Acq: 11 Mar 2019 13:07

**Instrument :**  
 MSVOA\_F  
**ClientSampled :**  
 VF0311SBS01

Tgt Ion	Resp	Lower	Upper
96	54944		
61	155.0	101.0	151.6#
98	63.7	48.8	73.2

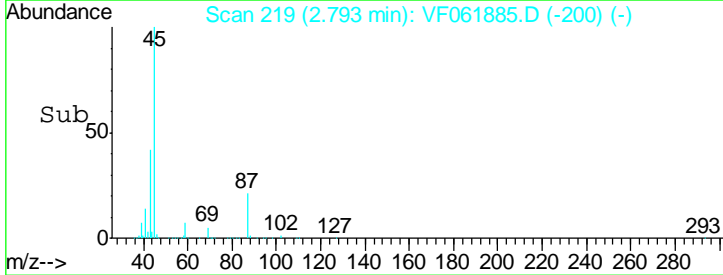
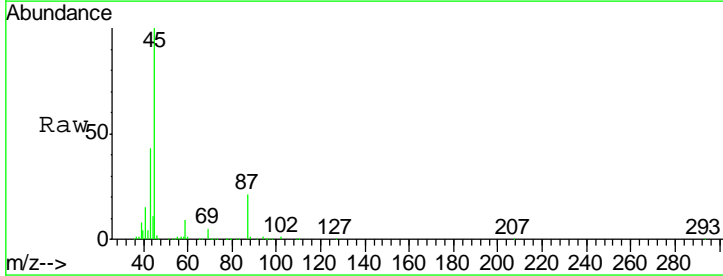
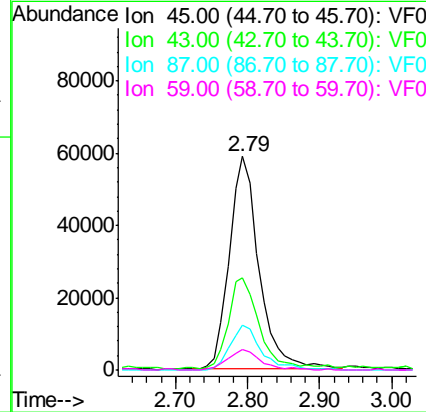
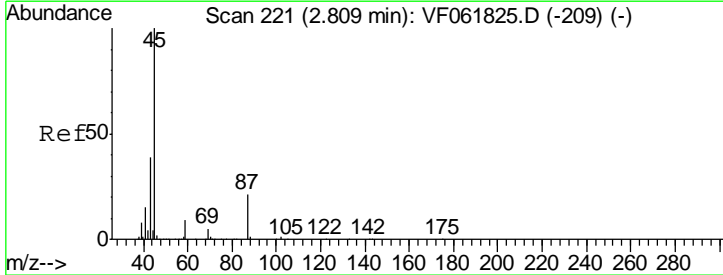
**Manual Integrations**  
**APPROVED**

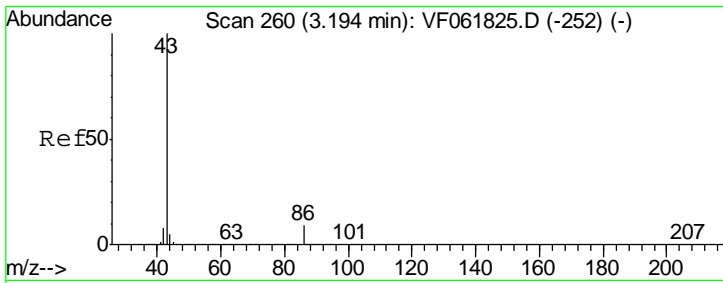
MMDadoda  
 3/12/2019 4:36:50 PM



#22  
 Diisopropyl ether  
 Concen: 22.518 ug/l  
 RT: 2.79 min Scan# 219  
 Delta R.T. -0.02 min  
 Lab File: VF061885.D  
 Acq: 11 Mar 2019 13:07

Tgt Ion	Resp	Lower	Upper
45	169709		
43	43.2	31.8	47.8
87	21.2	17.1	25.7
59	9.5	7.8	11.6





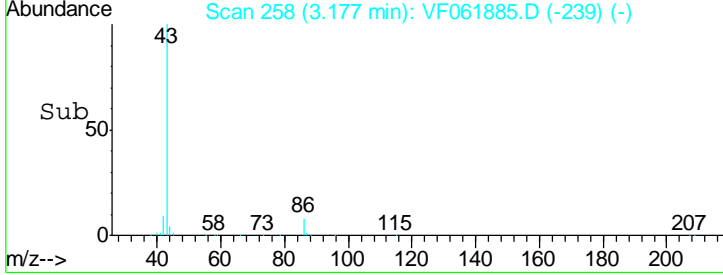
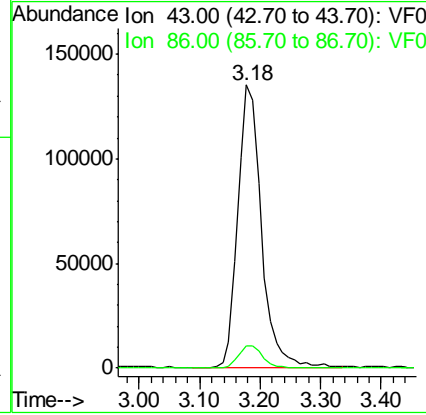
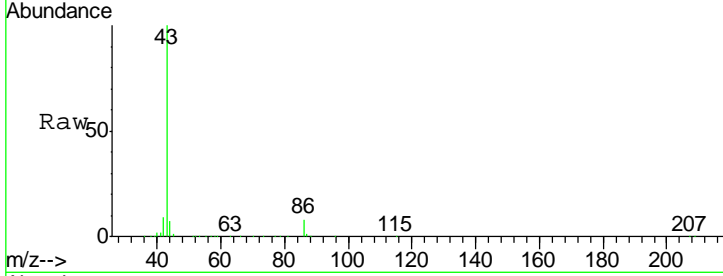
#23  
 Vinyl Acetate  
 Concen: 108.844 ug/l  
 RT: 3.18 min Scan# 258  
 Delta R.T. -0.02 min  
 Lab File: VF061885.D  
 Acq: 11 Mar 2019 13:07

Instrument : MSVOA\_F  
 ClientSampled : VF0311SBS01

Tgt Ion	Resp	Lower	Upper
43	100		
86	7.8	7.0	10.4

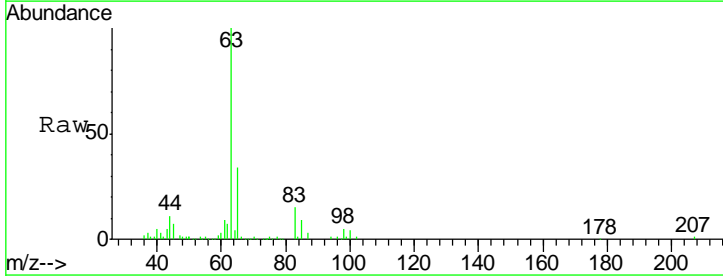
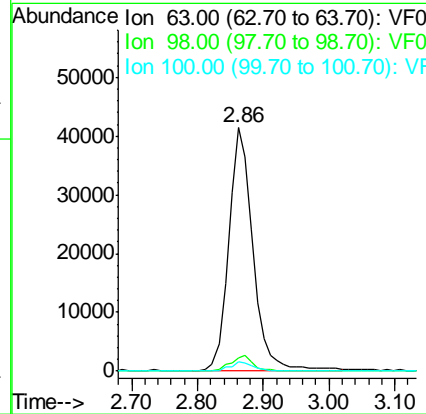
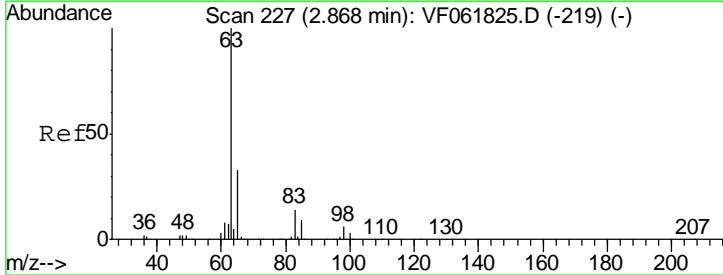
Manual Integrations  
 APPROVED

MMDadoda  
 3/12/2019 4:36:50 PM

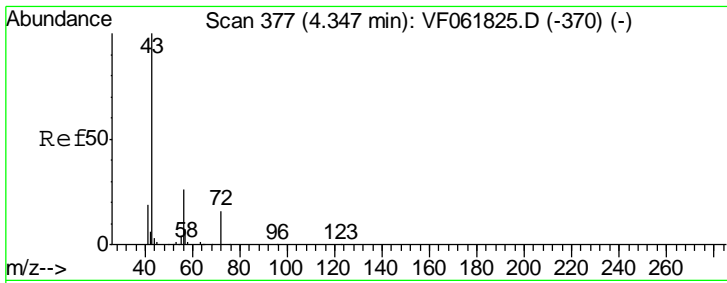


#24  
 1,1-Dichloroethane  
 Concen: 23.766 ug/l  
 RT: 2.86 min Scan# 226  
 Delta R.T. -0.01 min  
 Lab File: VF061885.D  
 Acq: 11 Mar 2019 13:07

Tgt Ion	Resp	Lower	Upper
63	100		
98	5.3	2.9	8.6
100	4.0	1.8	5.3





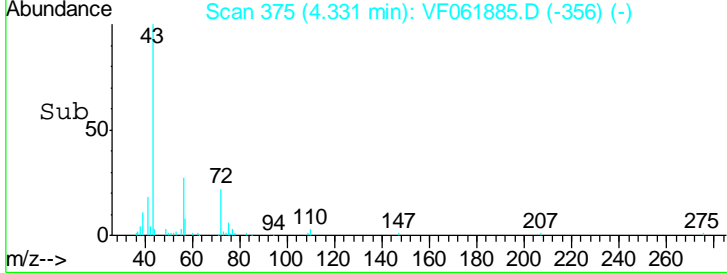
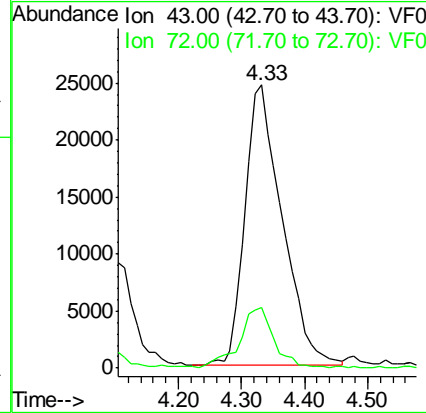
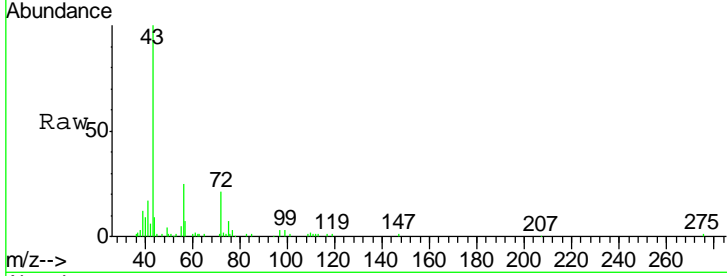


#25  
 2-Butanone  
 Concen: 104.895 ug/l  
 RT: 4.33 min Scan# 375  
 Delta R.T. -0.02 min  
 Lab File: VF061885.D  
 Acq: 11 Mar 2019 13:07

Tgt Ion	Resp	Lower	Upper
43	100		
72	21.4	16.2	24.4

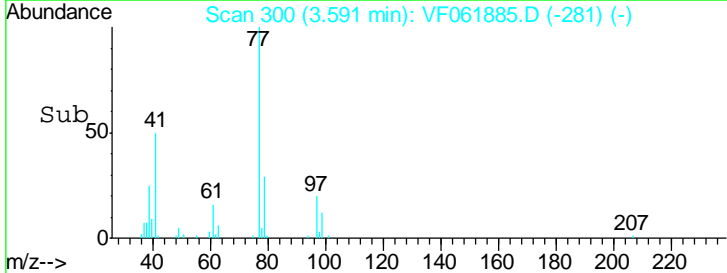
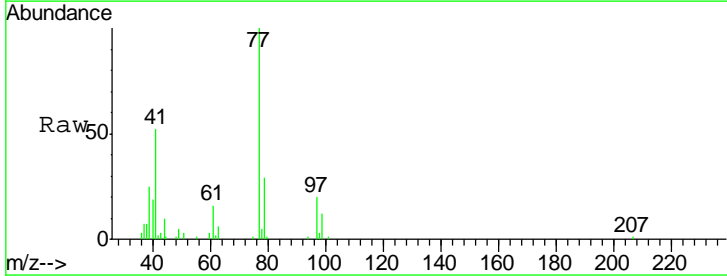
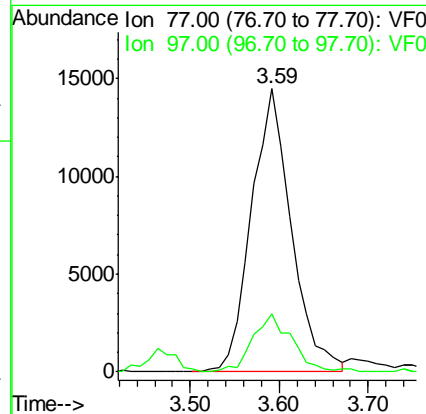
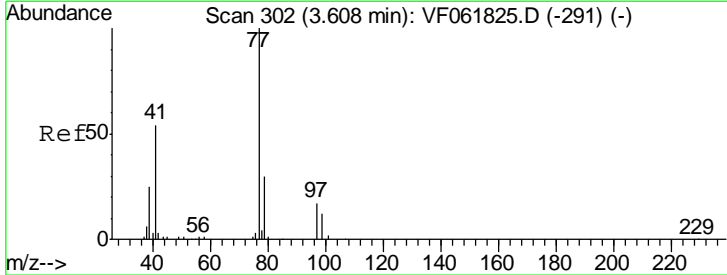
**Instrument :**  
 MSVOA\_F  
**ClientSampled :**  
 VF0311SBS01

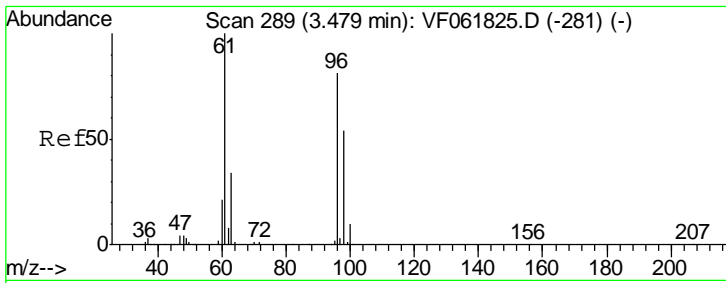
**Manual Integrations**  
**APPROVED**  
 MMDadoda  
 3/12/2019 4:36:50 PM



#26  
 2,2-Dichloropropane  
 Concen: 22.391 ug/l  
 RT: 3.59 min Scan# 300  
 Delta R.T. -0.02 min  
 Lab File: VF061885.D  
 Acq: 11 Mar 2019 13:07

Tgt Ion	Resp	Lower	Upper
77	100		
97	20.4	10.4	31.4





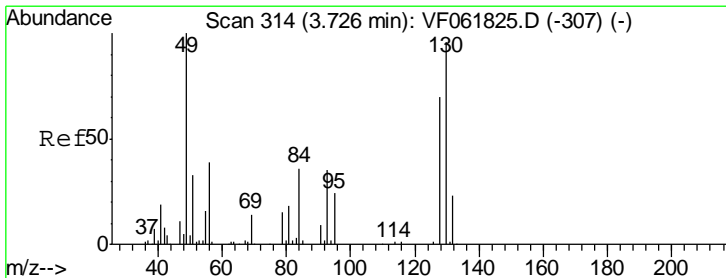
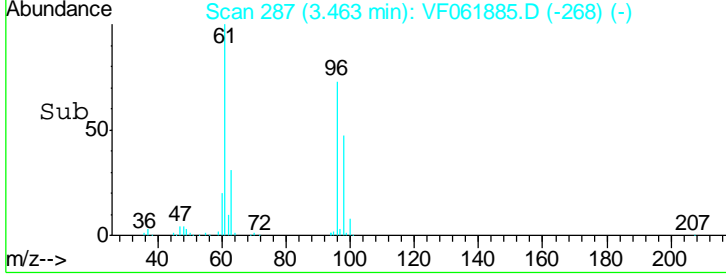
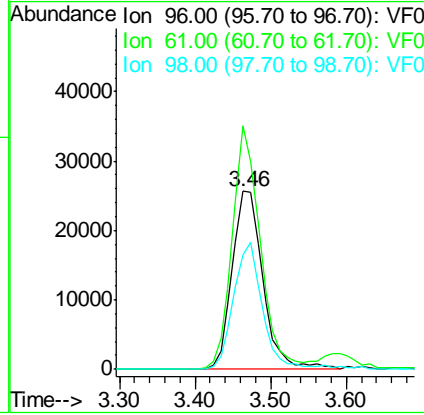
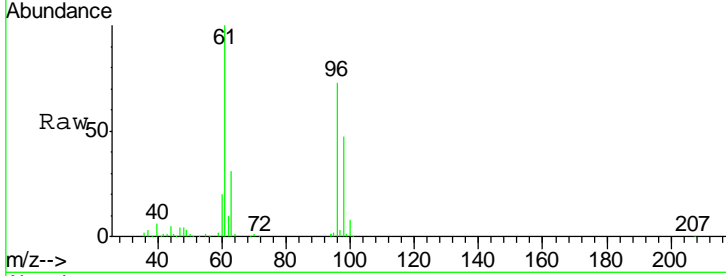
#27  
 cis-1,2-Dichloroethene  
 Concen: 21.026 ug/l  
 RT: 3.46 min Scan# 287  
 Delta R.T. -0.02 min  
 Lab File: VF061885.D  
 Acq: 11 Mar 2019 13:07

**Instrument :**  
 MSVOA\_F  
**ClientSampled :**  
 VF0311SBS01

Tgt Ion	Resp	Lower	Upper
96	72101		
61	136.7	0.0	245.8
98	64.0	0.0	132.6

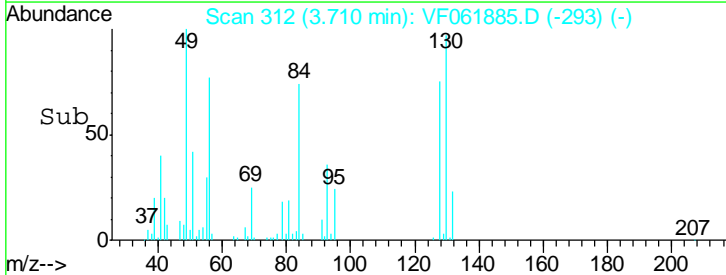
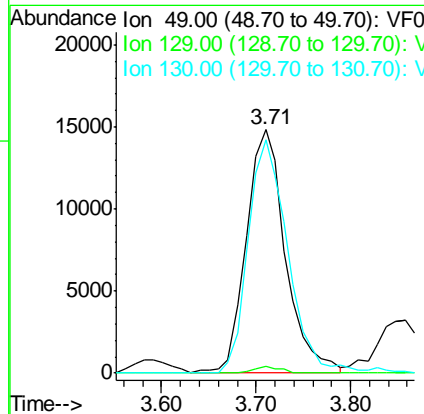
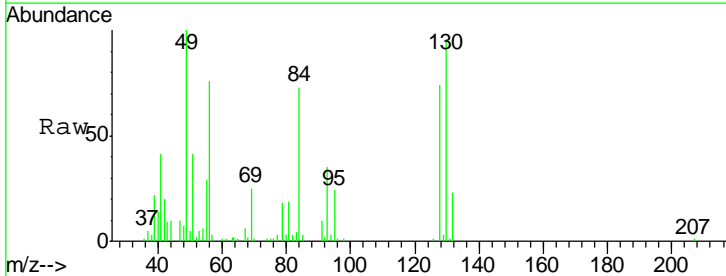
**Manual Integrations**  
**APPROVED**

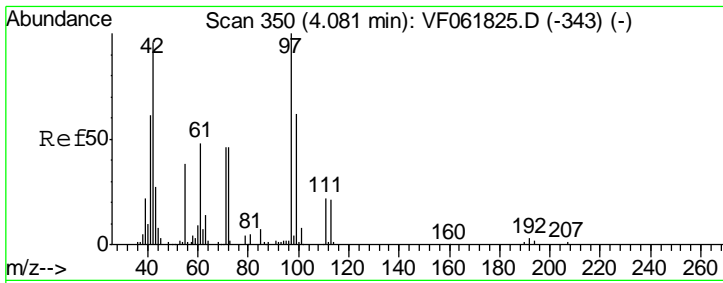
MMDadoda  
 3/12/2019 4:36:50 PM



#28  
 Bromochloromethane  
 Concen: 21.758 ug/l  
 RT: 3.71 min Scan# 312  
 Delta R.T. -0.02 min  
 Lab File: VF061885.D  
 Acq: 11 Mar 2019 13:07

Tgt Ion	Resp	Lower	Upper
49	42724		
129	2.9	0.0	0.0#
130	95.8	76.9	115.3





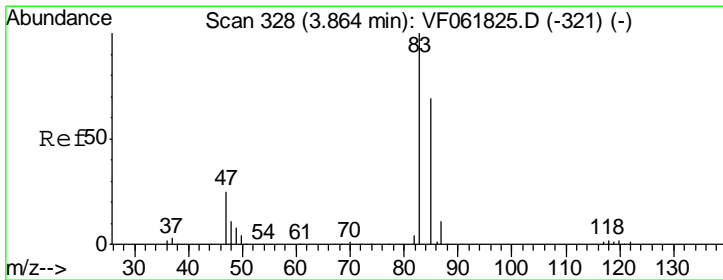
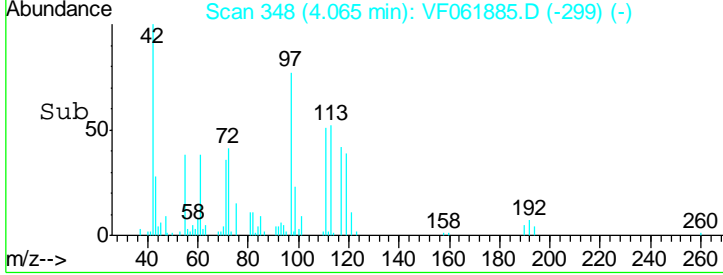
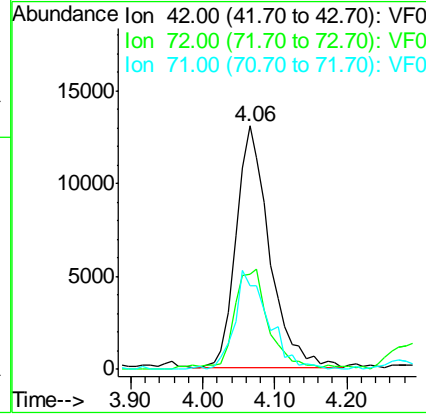
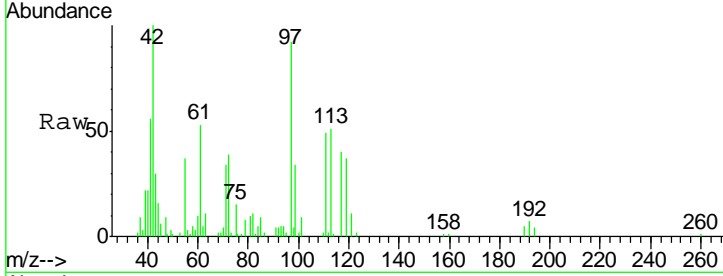
#29  
 Tetrahydrofuran  
 Concen: 101.904 ug/l  
 RT: 4.06 min Scan# 348  
 Delta R.T. -0.02 min  
 Lab File: VF061885.D  
 Acq: 11 Mar 2019 13:07

Instrument :  
 MSVOA\_F  
 ClientSampled :  
 VF0311SBS01

Tgt Ion	Resp	Lower	Upper
42	100		
72	43.4	34.4	51.6
71	41.3	34.6	52.0

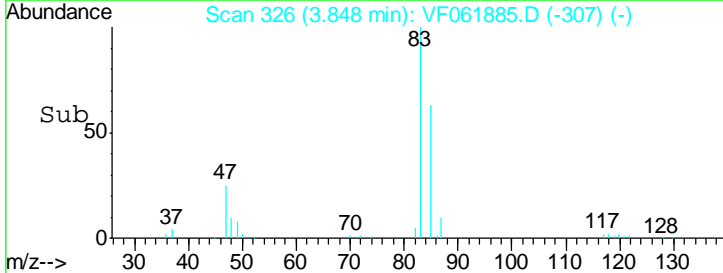
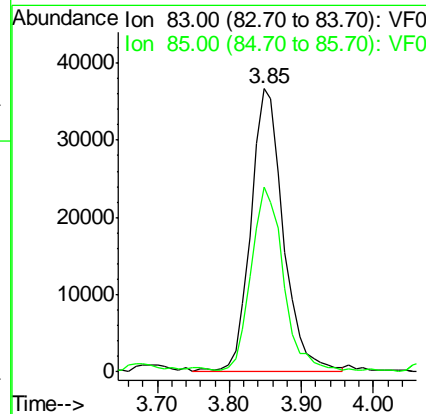
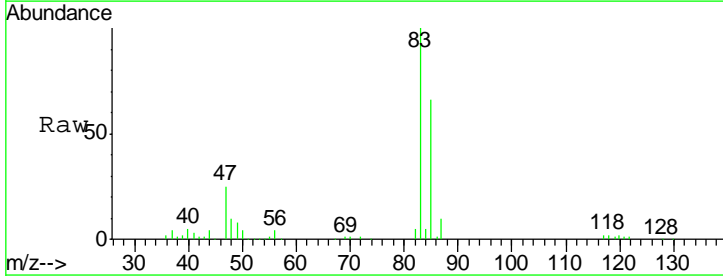
Manual Integrations  
 APPROVED

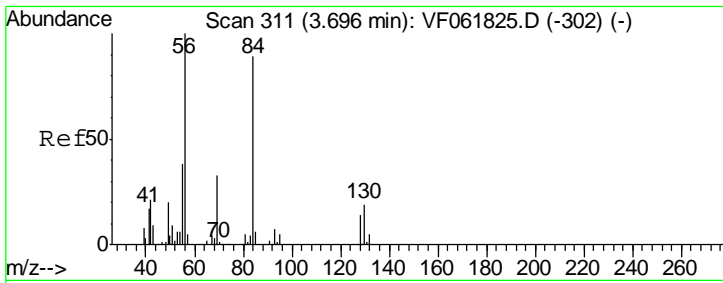
MMDadoda  
 3/12/2019 4:36:50 PM



#30  
 Chloroform  
 Concen: 22.424 ug/l  
 RT: 3.85 min Scan# 326  
 Delta R.T. -0.02 min  
 Lab File: VF061885.D  
 Acq: 11 Mar 2019 13:07

Tgt Ion	Resp	Lower	Upper
83	100		
85	65.5	55.3	82.9



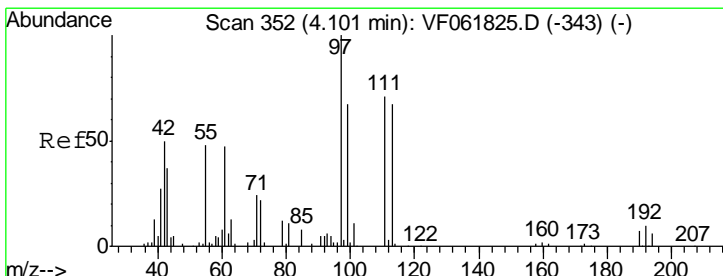
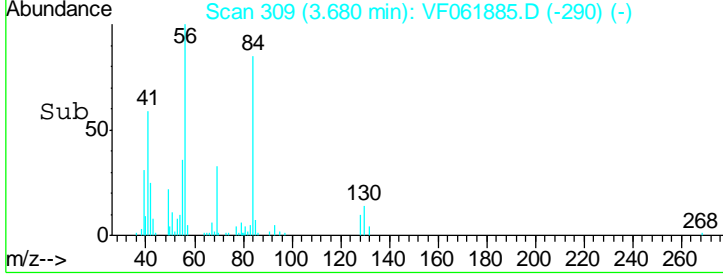
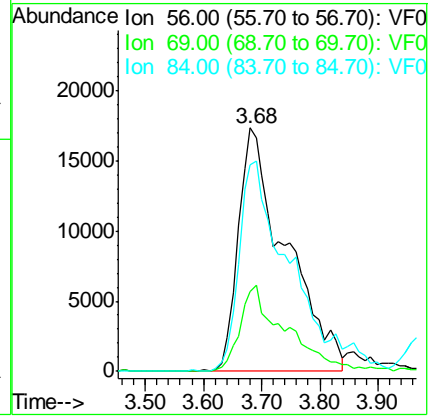
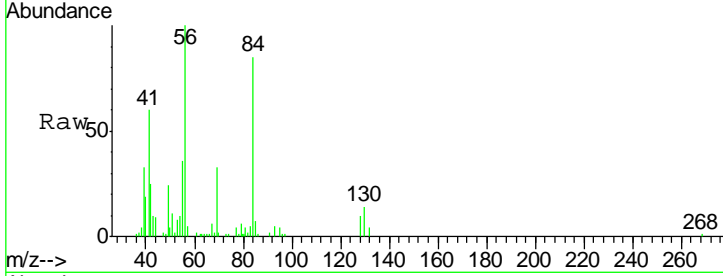


#31  
 Cyclohexane  
 Concen: 20.873 ug/l  
 RT: 3.68 min Scan# 309  
 Delta R.T. -0.02 min  
 Lab File: VF061885.D  
 Acq: 11 Mar 2019 13:07

Tgt Ion	Resp	Lower	Upper
56	100		
69	32.8	26.0	39.0
84	84.9	71.0	106.6

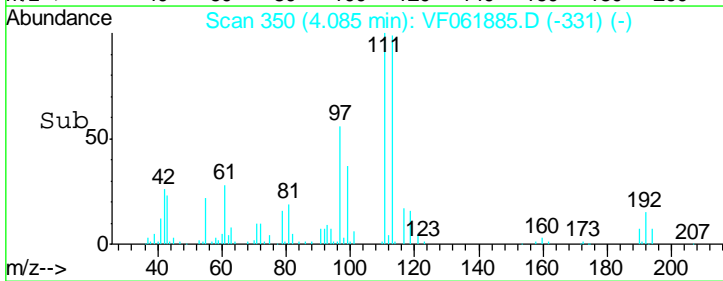
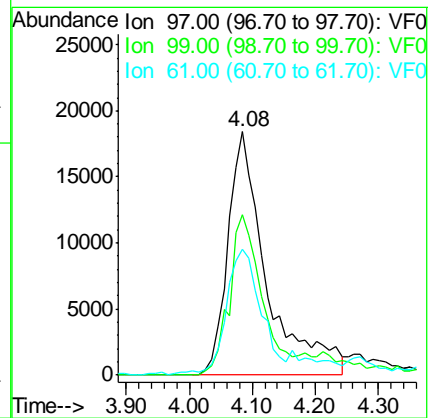
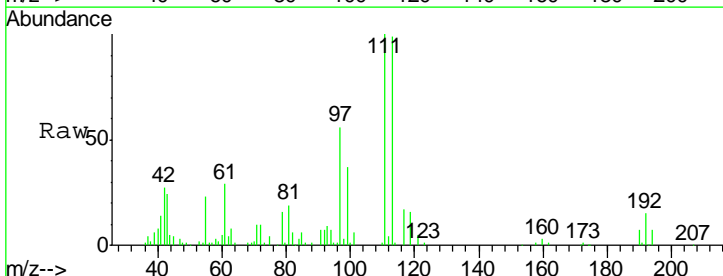
**Instrument :**  
 MSVOA\_F  
**ClientSampled :**  
 VF0311SBS01

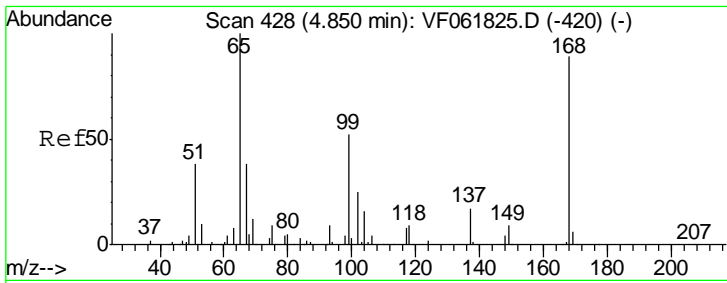
**Manual Integrations**  
**APPROVED**  
 MMDadoda  
 3/12/2019 4:36:50 PM



#32  
 1,1,1-Trichloroethane  
 Concen: 24.818 ug/l  
 RT: 4.08 min Scan# 350  
 Delta R.T. -0.02 min  
 Lab File: VF061885.D  
 Acq: 11 Mar 2019 13:07

Tgt Ion	Resp	Lower	Upper
97	100		
99	66.1	53.8	80.8
61	51.6	37.9	56.9





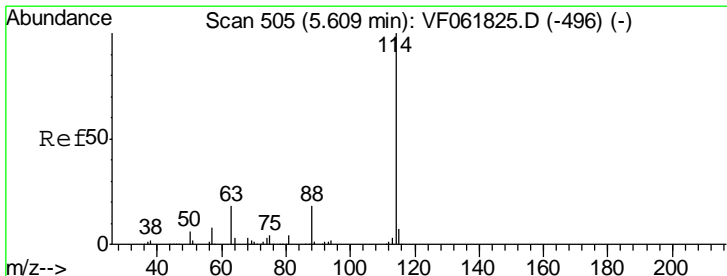
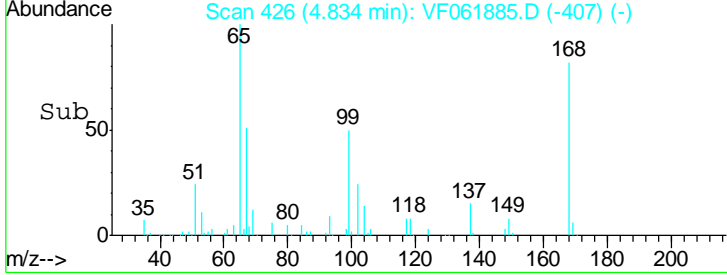
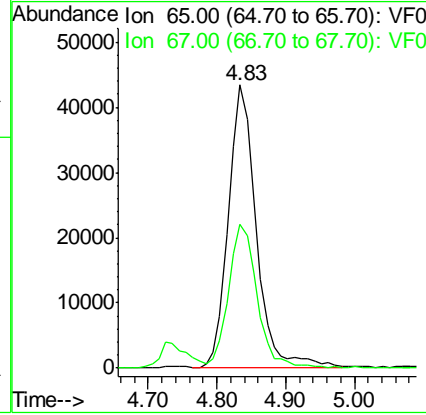
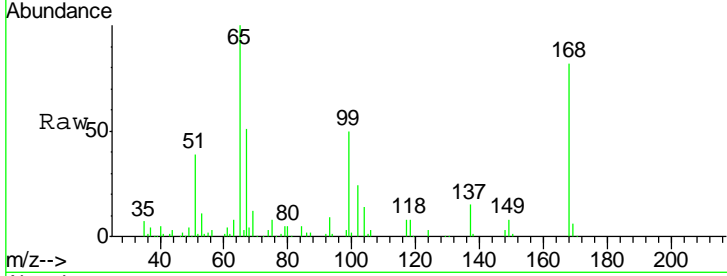
#33  
 1,2-Dichloroethane-d4  
 Concen: 54.269 ug/l  
 RT: 4.83 min Scan# 426  
 Delta R.T. -0.02 min  
 Lab File: VF061885.D  
 Acq: 11 Mar 2019 13:07

**Instrument :**  
 MSVOA\_F  
**ClientSampled :**  
 VF0311SBS01

Tgt Ion	Resp	Lower	Upper
65	121529		
67	50.8	0.0	108.6

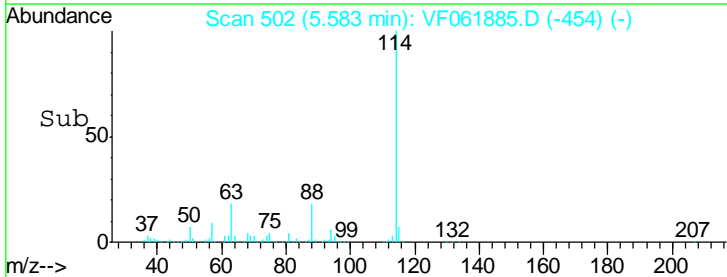
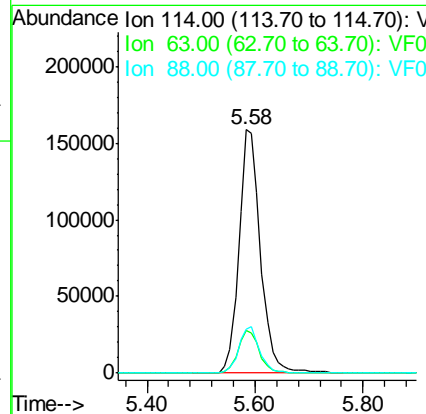
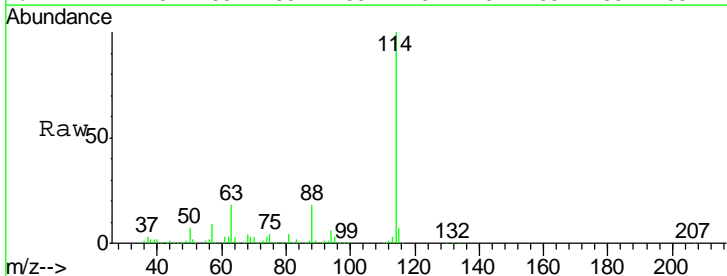
**Manual Integrations**  
**APPROVED**

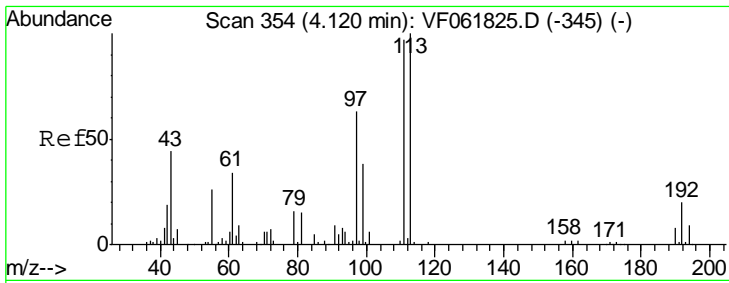
MMDadoda  
 3/12/2019 4:36:50 PM



#34  
 1,4-Difluorobenzene  
 Concen: 50.000 ug/l  
 RT: 5.58 min Scan# 502  
 Delta R.T. -0.03 min  
 Lab File: VF061885.D  
 Acq: 11 Mar 2019 13:07

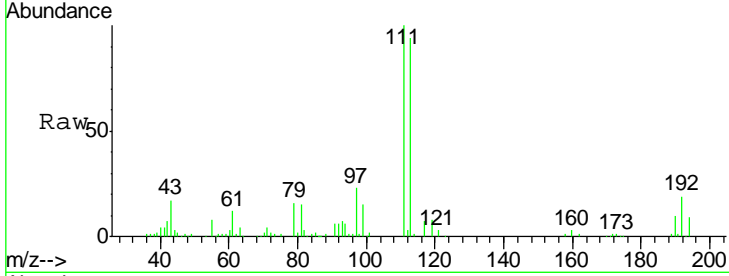
Tgt Ion	Resp	Lower	Upper
114	439927		
63	17.8	0.0	35.6
88	17.8	0.0	35.6





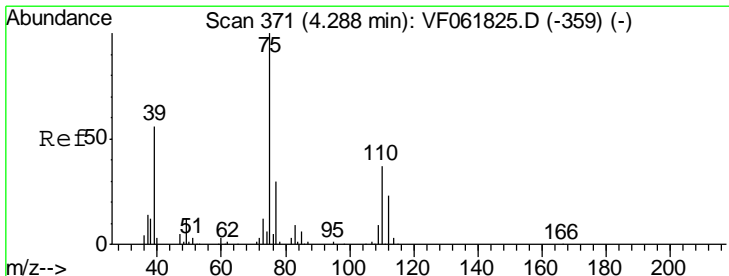
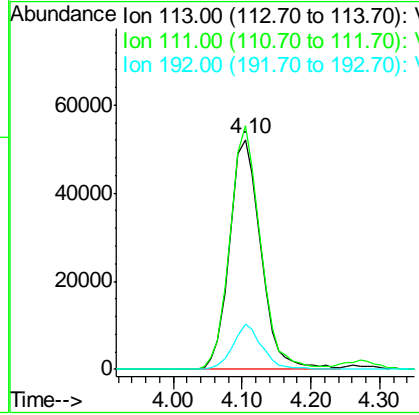
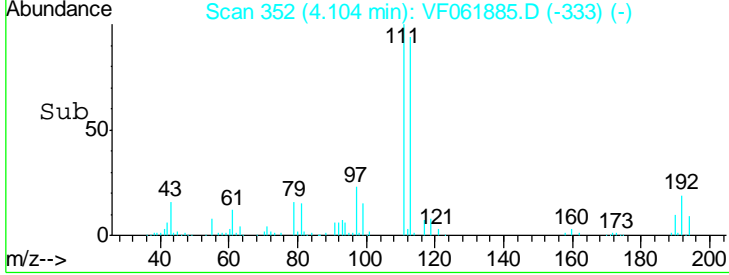
#35  
 Dibromofluoromethane  
 Concen: 53.784 ug/l  
 RT: 4.10 min Scan# 352  
 Delta R.T. -0.02 min  
 Lab File: VF061885.D  
 Acq: 11 Mar 2019 13:07

Instrument : MSVOA\_F  
 ClientSampleId : VF0311SBS01

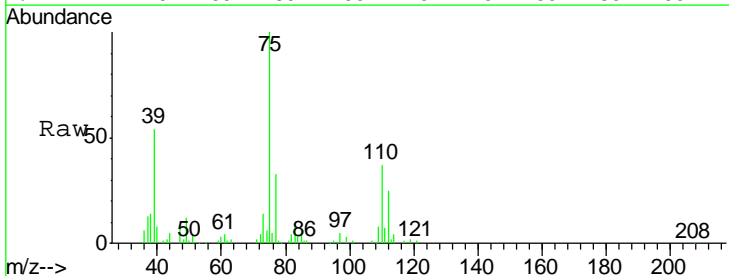


Tgt Ion	Resp	Lower	Upper
113	100		
111	105.9	77.6	116.4
192	19.7	15.9	23.9

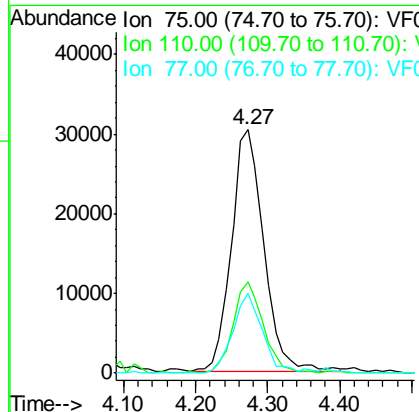
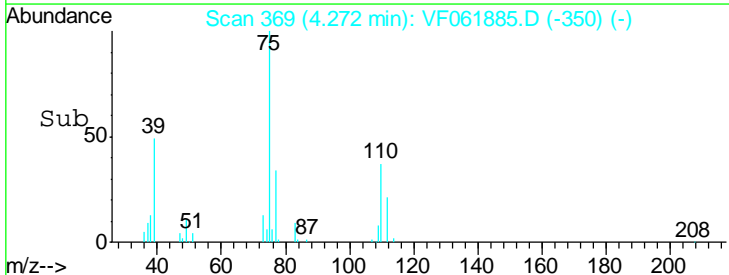
Manual Integrations  
**APPROVED**  
 MMDadoda  
 3/12/2019 4:36:50 PM

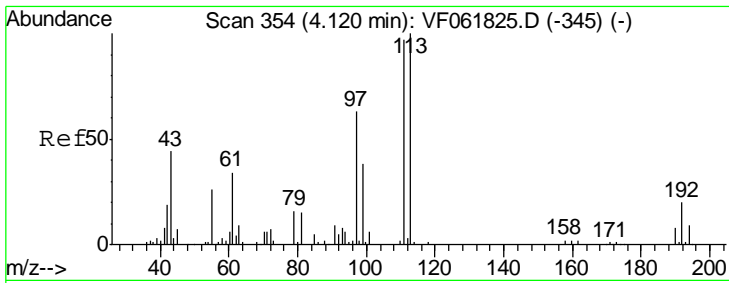


#36  
 1,1-Dichloropropene  
 Concen: 22.905 ug/l  
 RT: 4.27 min Scan# 369  
 Delta R.T. -0.02 min  
 Lab File: VF061885.D  
 Acq: 11 Mar 2019 13:07



Tgt Ion	Resp	Lower	Upper
75	100		
110	37.3	18.6	55.6
77	32.8	24.2	36.2





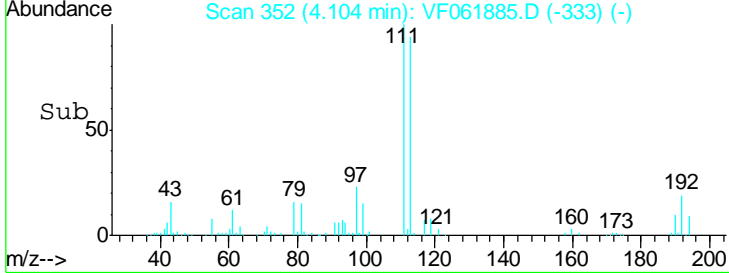
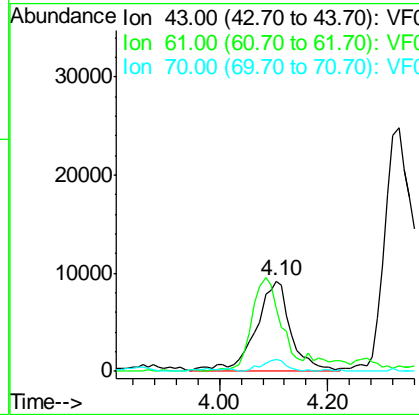
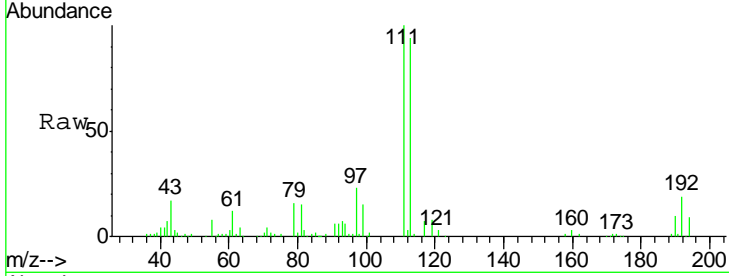
#37  
 Ethyl Acetate  
 Concen: 23.886 ug/l  
 RT: 4.10 min Scan# 352  
 Delta R.T. -0.02 min  
 Lab File: VF061885.D  
 Acq: 11 Mar 2019 13:07

Instrument :  
 MSVOA\_F  
 ClientSampled :  
 VF0311SBS01

Tgt Ion	Resp	Lower	Upper
43	100		
61	69.3	60.7	91.1
70	13.8	10.6	15.8

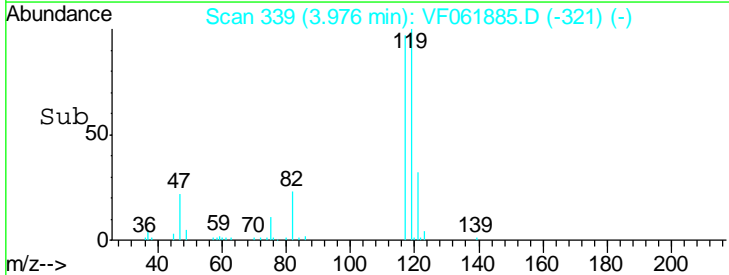
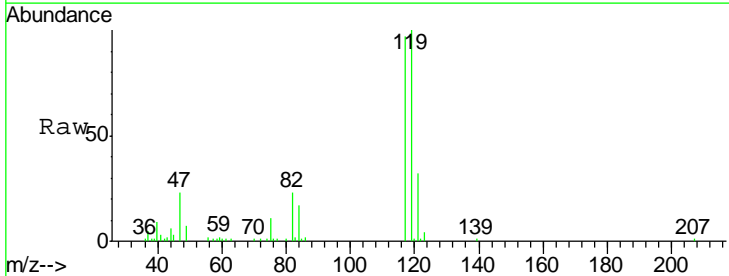
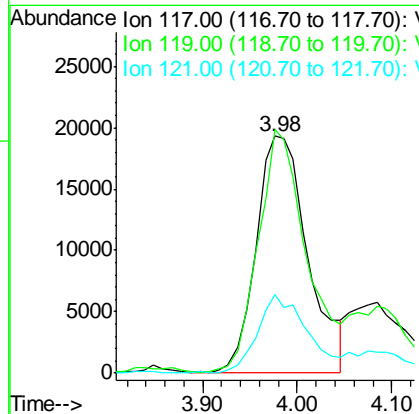
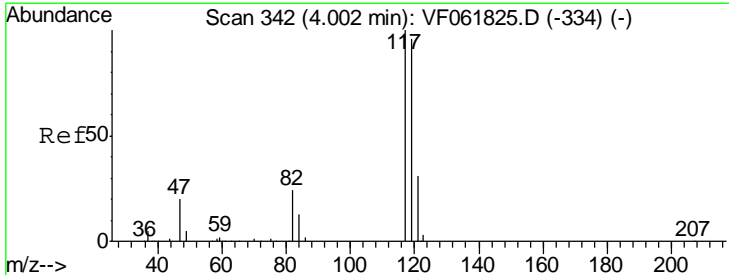
Manual Integrations  
 APPROVED

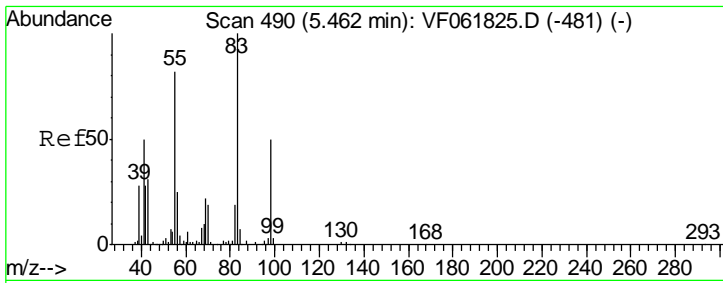
MMDadoda  
 3/12/2019 4:36:50 PM



#38  
 Carbon Tetrachloride  
 Concen: 25.036 ug/l  
 RT: 3.98 min Scan# 339  
 Delta R.T. -0.03 min  
 Lab File: VF061885.D  
 Acq: 11 Mar 2019 13:07

Tgt Ion	Resp	Lower	Upper
117	100		
119	102.7	76.6	114.8
121	33.3	24.4	36.6





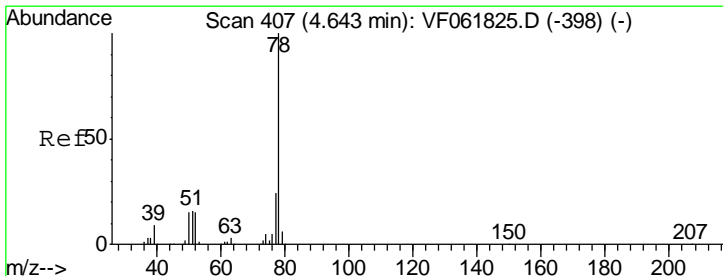
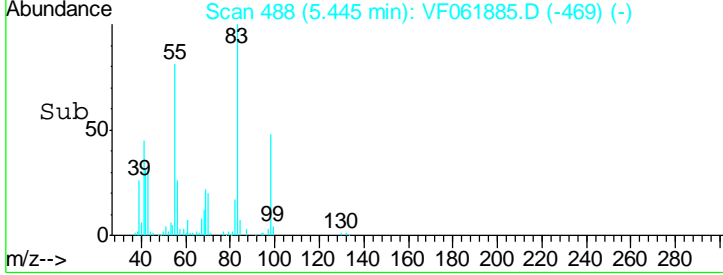
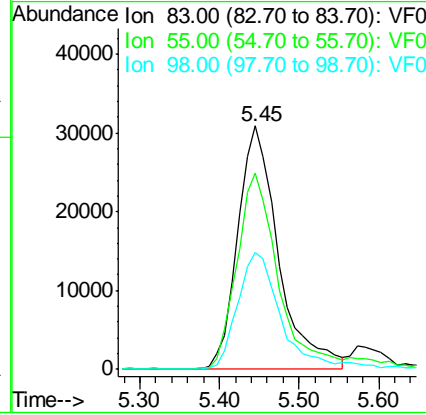
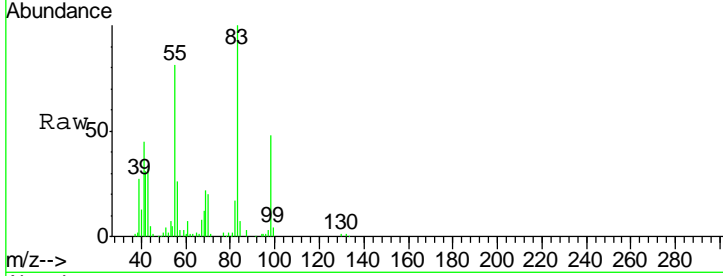
#39  
 Methylcyclohexane  
 Concen: 22.421 ug/l  
 RT: 5.45 min Scan# 488  
 Delta R.T. -0.02 min  
 Lab File: VF061885.D  
 Acq: 11 Mar 2019 13:07

**Instrument :**  
 MSVOA\_F  
**ClientSampled :**  
 VF0311SBS01

Tgt Ion	Resp	Lower	Upper
83	110052		
83	100		
55	80.6	66.0	99.0
98	48.0	39.8	59.6

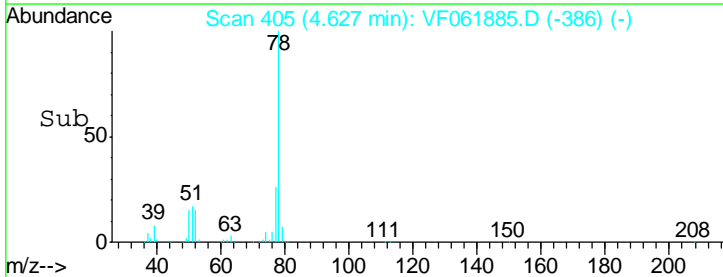
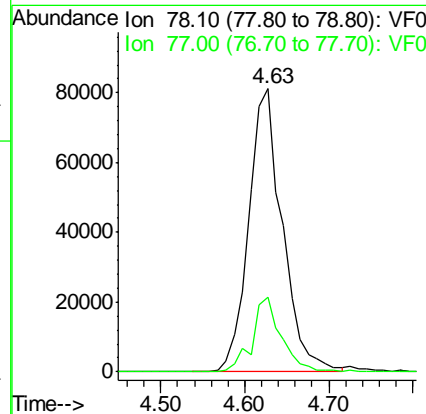
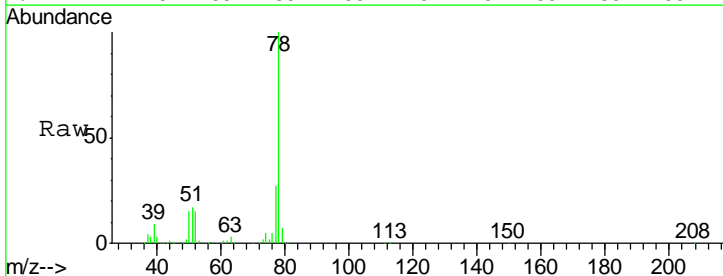
**Manual Integrations**  
**APPROVED**

MMDadoda  
 3/12/2019 4:36:50 PM

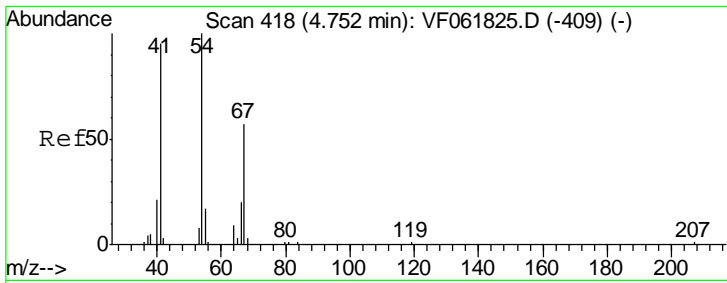


#40  
 Benzene  
 Concen: 20.932 ug/l  
 RT: 4.63 min Scan# 405  
 Delta R.T. -0.02 min  
 Lab File: VF061885.D  
 Acq: 11 Mar 2019 13:07

Tgt Ion	Resp	Lower	Upper
78	227374		
78	100		
77	26.6	19.5	29.3

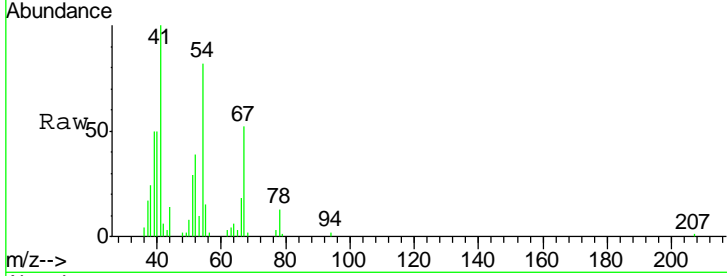






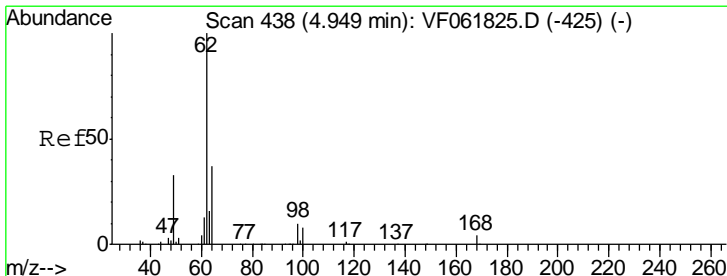
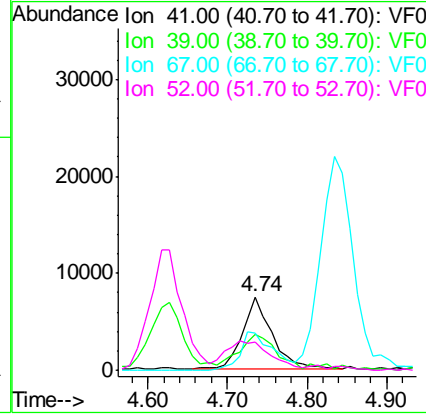
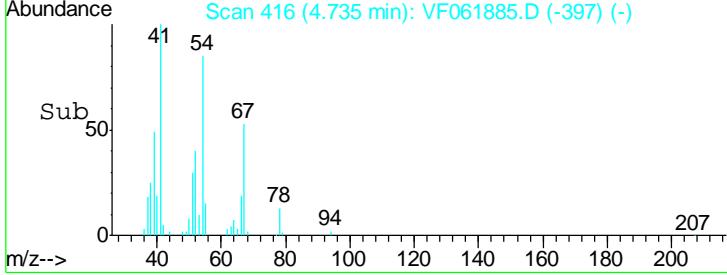
#41  
 Methacrylonitrile  
 Concen: 19.943 ug/l  
 RT: 4.74 min Scan# 416  
 Delta R.T. -0.02 min  
 Lab File: VF061885.D  
 Acq: 11 Mar 2019 13:07

Instrument : MSVOA\_F  
 ClientSampled : VF0311SBS01



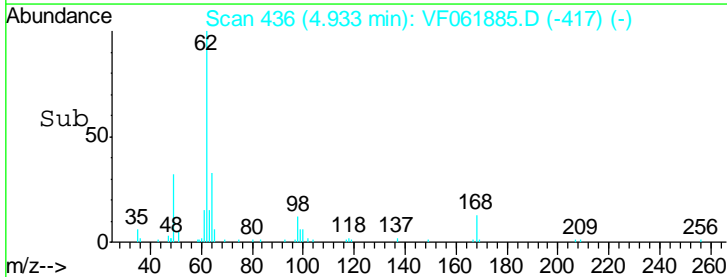
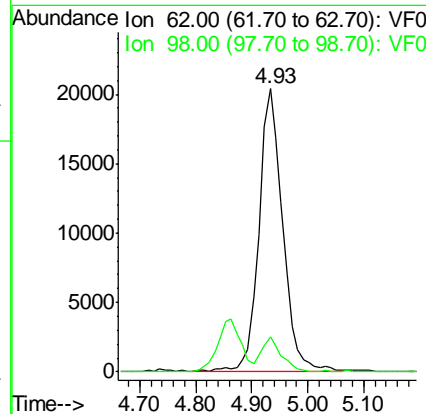
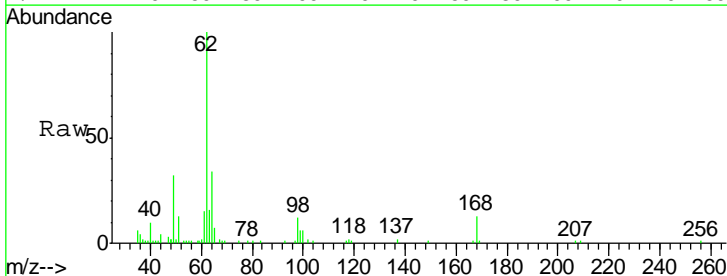
Tgt Ion	Resp	Lower	Upper
41	100		
39	49.7	43.0	64.6
67	51.6	47.8	71.8
52	38.8	40.5	60.7#

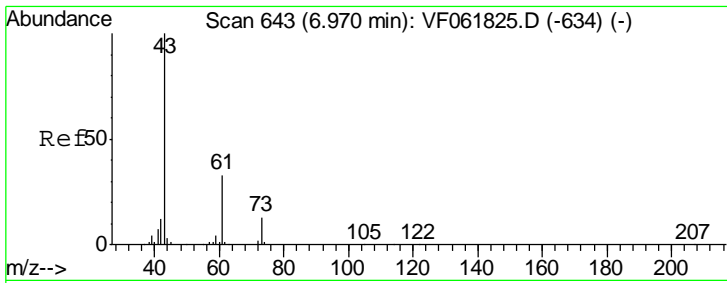
Manual Integrations  
**APPROVED**  
 MMDadoda  
 3/12/2019 4:36:50 PM



#42  
 1,2-Dichloroethane  
 Concen: 22.248 ug/l  
 RT: 4.93 min Scan# 436  
 Delta R.T. -0.02 min  
 Lab File: VF061885.D  
 Acq: 11 Mar 2019 13:07

Tgt Ion	Resp	Lower	Upper
62	100		
98	12.4	0.0	21.0





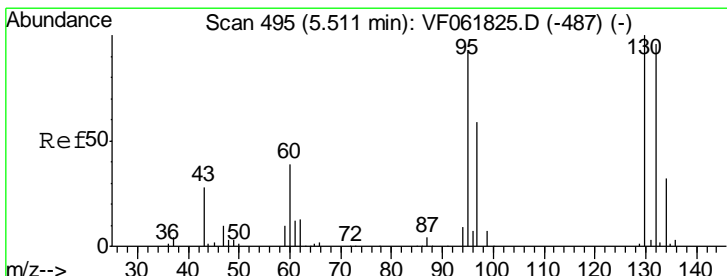
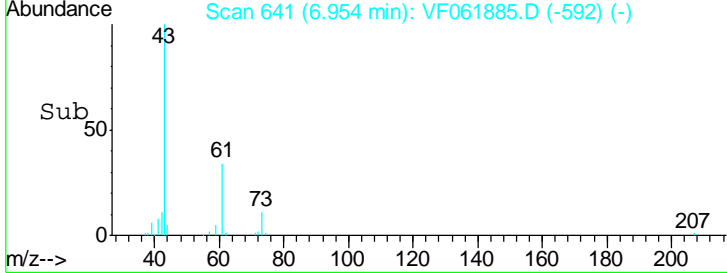
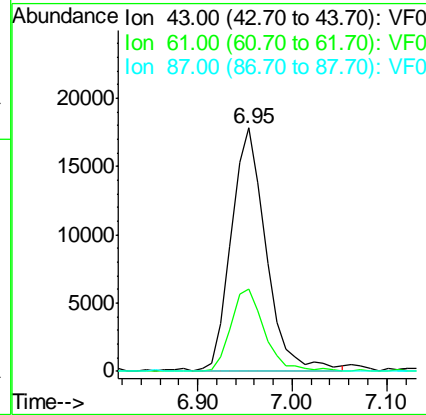
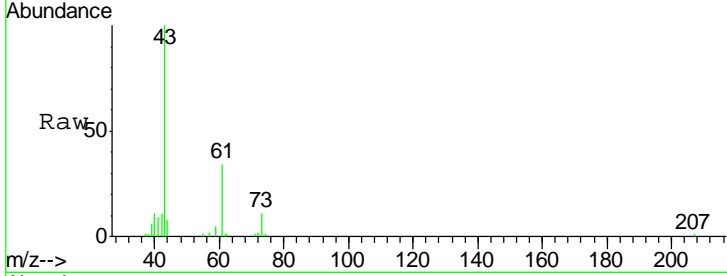
#43  
 Isopropyl Acetate  
 Concen: 21.207 ug/l  
 RT: 6.95 min Scan# 641  
 Delta R.T. -0.02 min  
 Lab File: VF061885.D  
 Acq: 11 Mar 2019 13:07

Instrument :  
 MSVOA\_F  
 ClientSampleID :  
 VF0311SBS01

Tgt Ion	Resp	Lower	Upper
43	100		
61	33.8	26.1	39.1
87	0.0	0.0	0.0

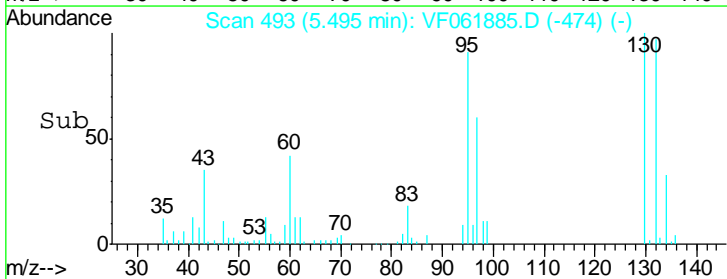
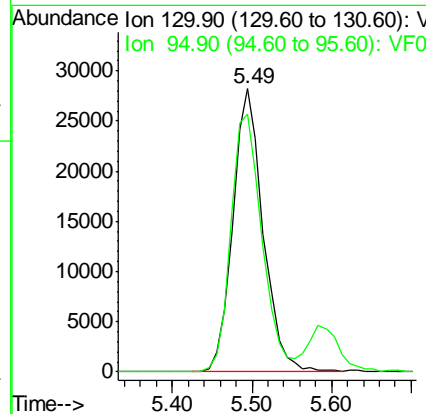
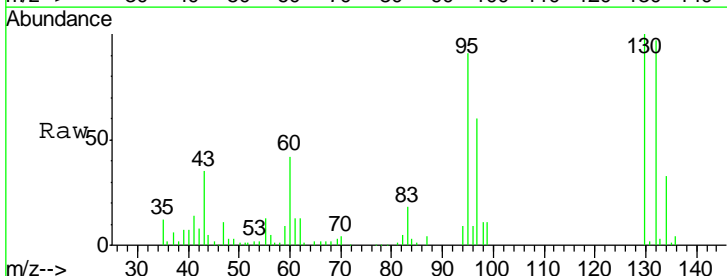
Manual Integrations  
 APPROVED

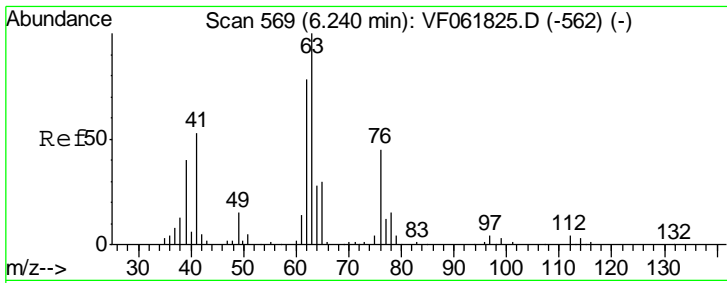
MMDadoda  
 3/12/2019 4:36:50 PM



#44  
 Trichloroethene  
 Concen: 22.195 ug/l  
 RT: 5.49 min Scan# 493  
 Delta R.T. -0.02 min  
 Lab File: VF061885.D  
 Acq: 11 Mar 2019 13:07

Tgt Ion	Resp	Lower	Upper
130	100		
95	91.2	0.0	184.0





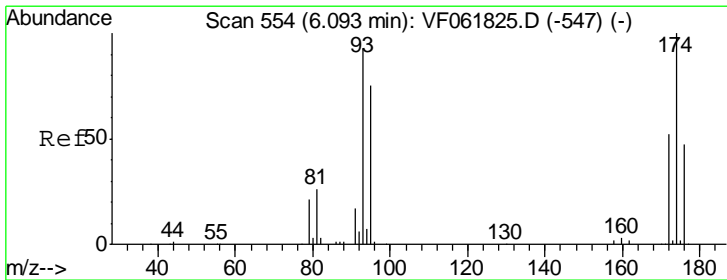
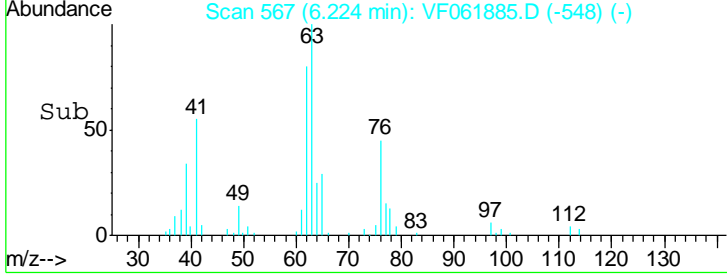
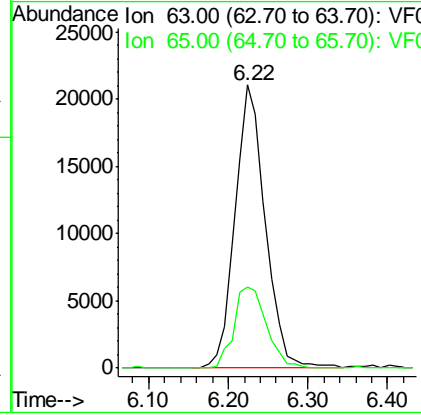
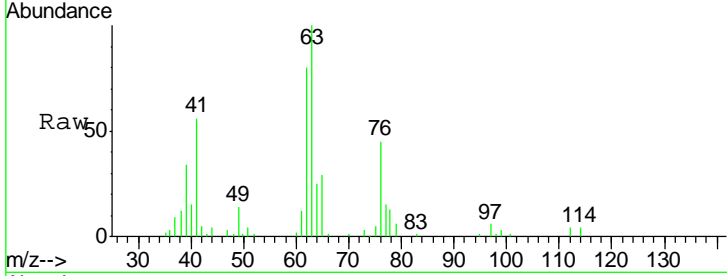
#45  
 1,2-Dichloropropane  
 Concen: 21.577 ug/l  
 RT: 6.22 min Scan# 567  
 Delta R.T. -0.02 min  
 Lab File: VF061885.D  
 Acq: 11 Mar 2019 13:07

Instrument : MSVOA\_F  
 ClientSampled : VF0311SBS01

Tgt Ion: 63 Resp: 55733

Ion	Ratio	Lower	Upper
63	100		
65	28.7	24.0	36.0

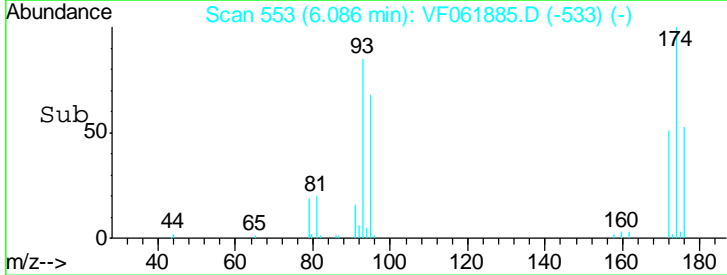
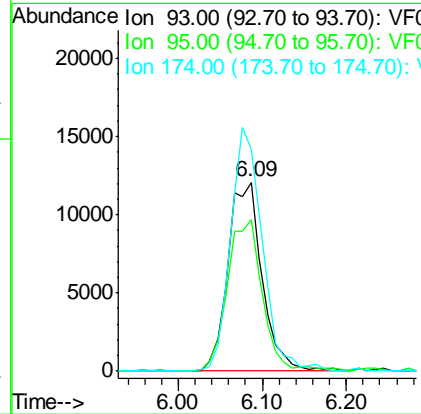
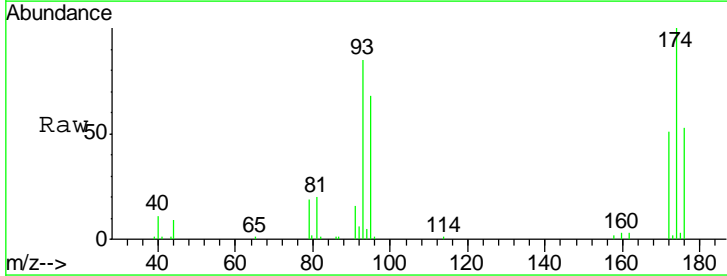
Manual Integrations APPROVED  
 MMDadoda  
 3/12/2019 4:36:50 PM

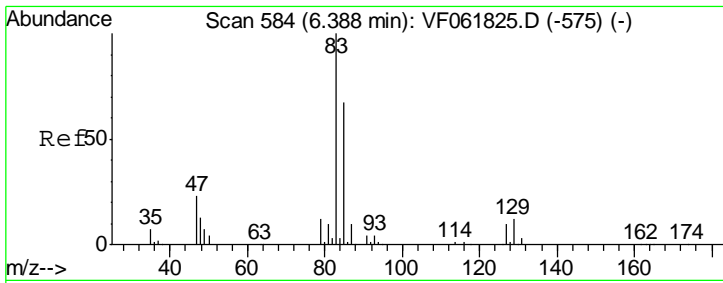


#46  
 Dibromomethane  
 Concen: 20.941 ug/l  
 RT: 6.09 min Scan# 553  
 Delta R.T. -0.01 min  
 Lab File: VF061885.D  
 Acq: 11 Mar 2019 13:07

Tgt Ion: 93 Resp: 34042

Ion	Ratio	Lower	Upper
93	100		
95	80.2	64.4	96.6
174	117.5	85.8	128.6





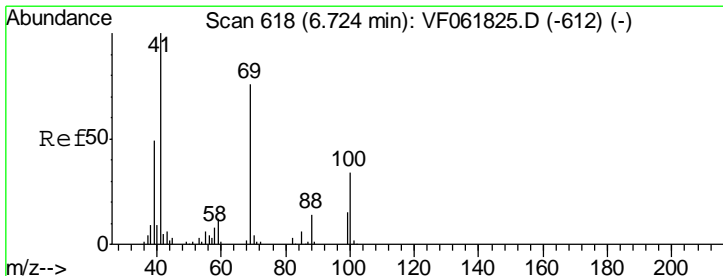
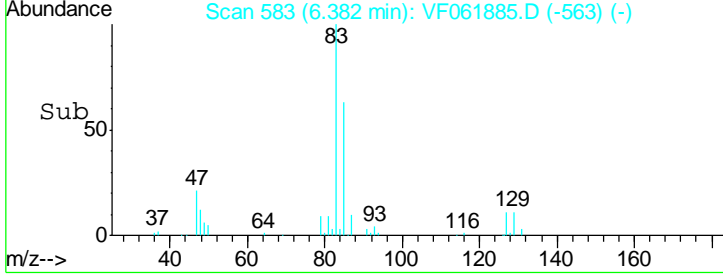
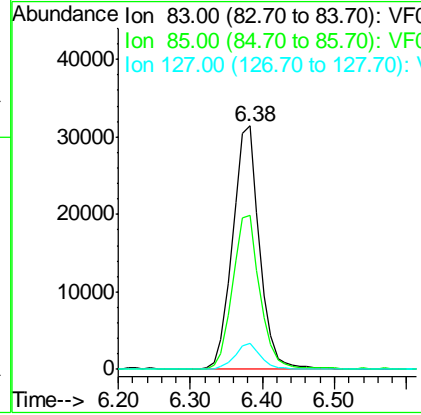
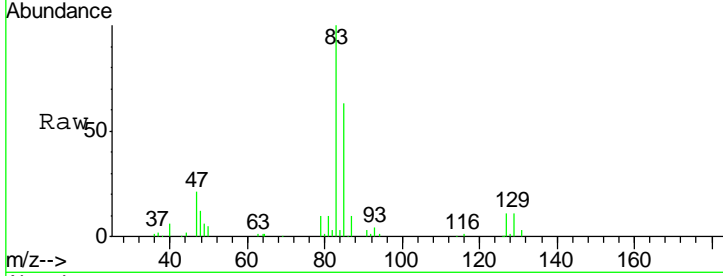
#47  
 Bromodichloromethane  
 Concen: 22.652 ug/l  
 RT: 6.38 min Scan# 583  
 Delta R.T. -0.01 min  
 Lab File: VF061885.D  
 Acq: 11 Mar 2019 13:07

Instrument : MSVOA\_F  
 ClientSampled : VF0311SBS01

Tgt Ion	Resp	Lower	Upper
83	81352		
83	100		
85	63.0	53.6	80.4
127	10.9	8.1	12.1

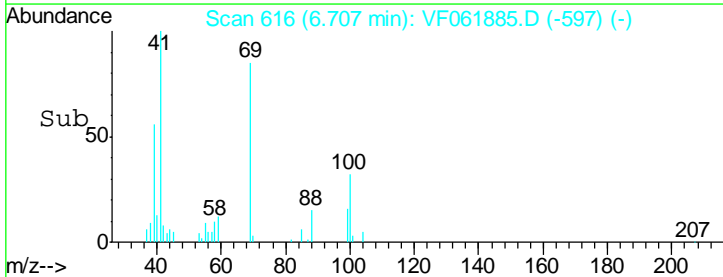
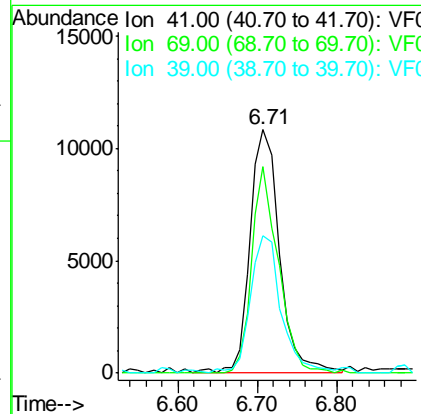
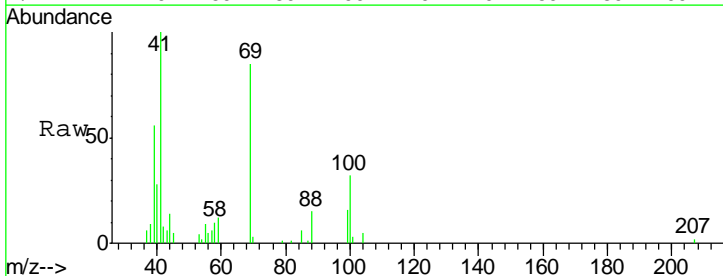
Manual Integrations  
 APPROVED

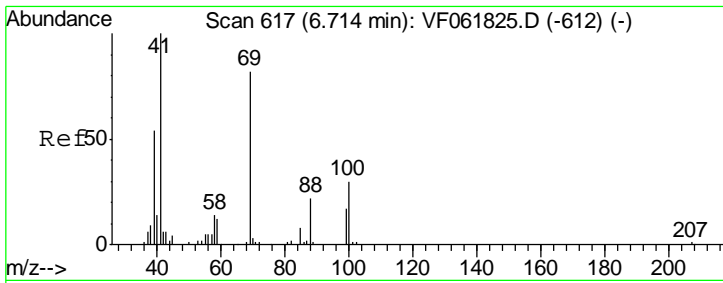
MMDadoda  
 3/12/2019 4:36:50 PM



#48  
 Methyl methacrylate  
 Concen: 20.334 ug/l  
 RT: 6.71 min Scan# 616  
 Delta R.T. -0.02 min  
 Lab File: VF061885.D  
 Acq: 11 Mar 2019 13:07

Tgt Ion	Resp	Lower	Upper
41	27669		
41	100		
69	84.8	60.4	90.6
39	56.5	39.7	59.5



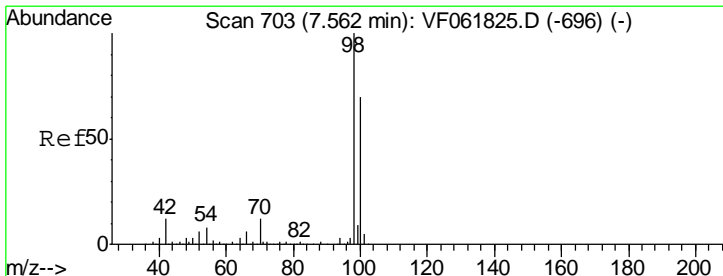
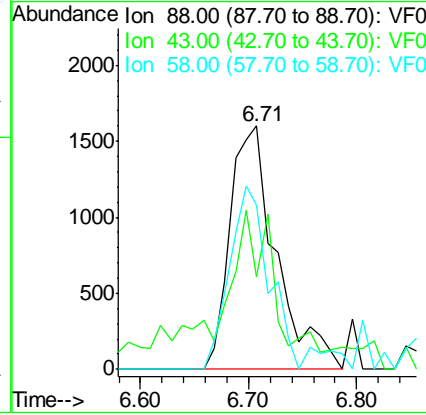
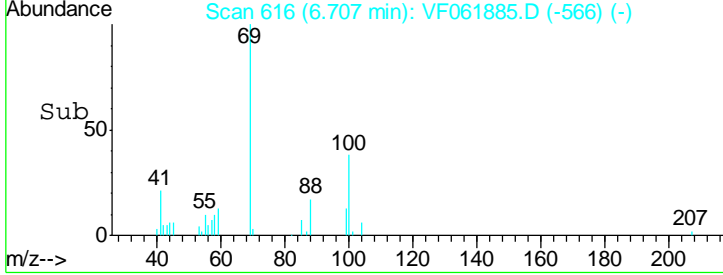
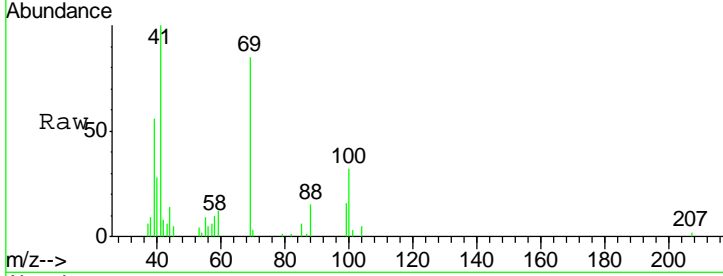


#49  
 1,4-Dioxane  
 Concen: 382.022 ug/l  
 RT: 6.71 min Scan# 616  
 Delta R.T. -0.01 min  
 Lab File: VF061885.D  
 Acq: 11 Mar 2019 13:07

**Instrument :**  
 MSVOA\_F  
**ClientSampled :**  
 VF0311SBS01

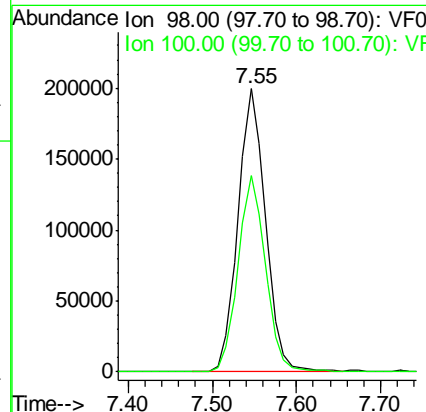
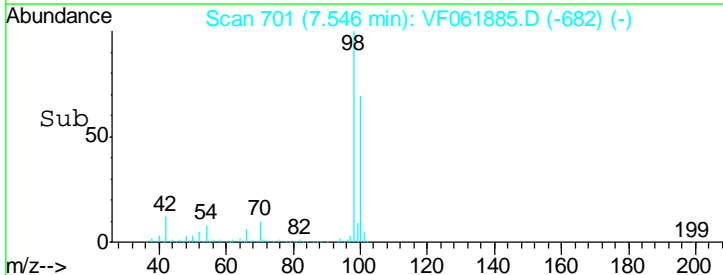
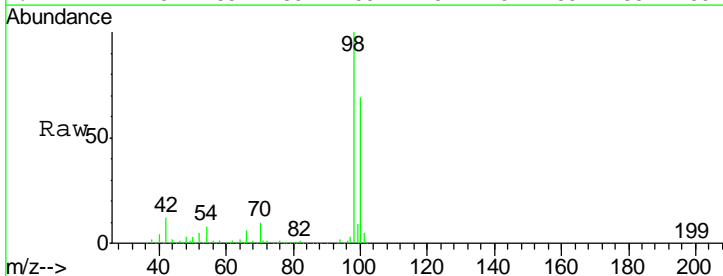
Tgt Ion	Resp	Lower	Upper
88	100		
43	38.1	28.4	42.6
58	67.7	50.7	76.1

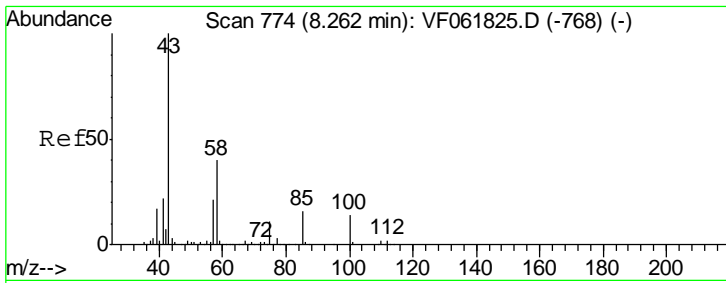
**Manual Integrations**  
**APPROVED**  
 MMDadoda  
 3/12/2019 4:36:50 PM



#50  
 Toluene-d8  
 Concen: 49.944 ug/l  
 RT: 7.55 min Scan# 701  
 Delta R.T. -0.02 min  
 Lab File: VF061885.D  
 Acq: 11 Mar 2019 13:07

Tgt Ion	Resp	Lower	Upper
98	100		
100	69.4	56.0	84.0



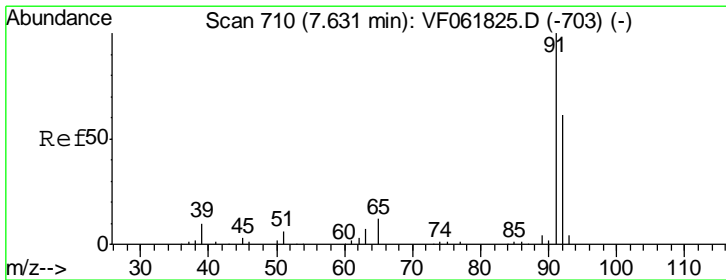
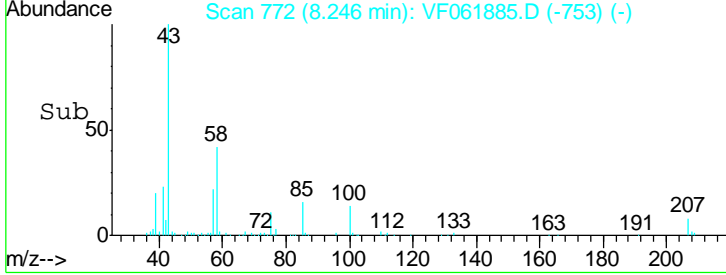
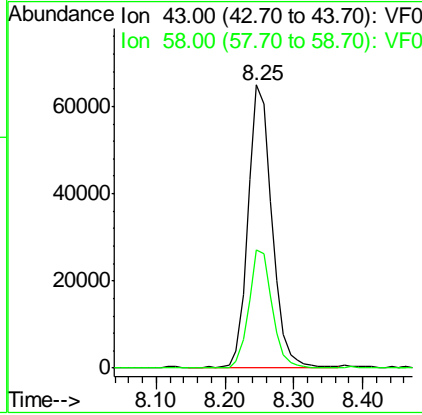
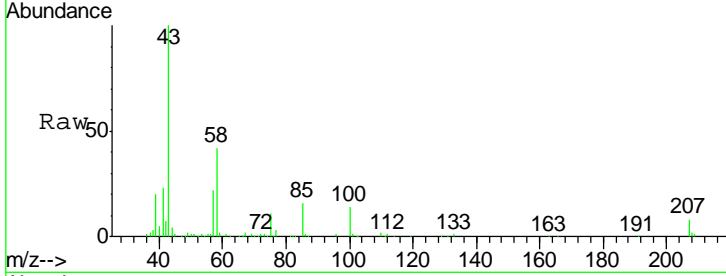


#51  
 4-Methyl-2-Pentanone  
 Concen: 105.724 ug/l  
 RT: 8.25 min Scan# 772  
 Delta R.T. -0.02 min  
 Lab File: VF061885.D  
 Acq: 11 Mar 2019 13:07

Instrument : MSVOA\_F  
 ClientSampled : VF0311SBS01

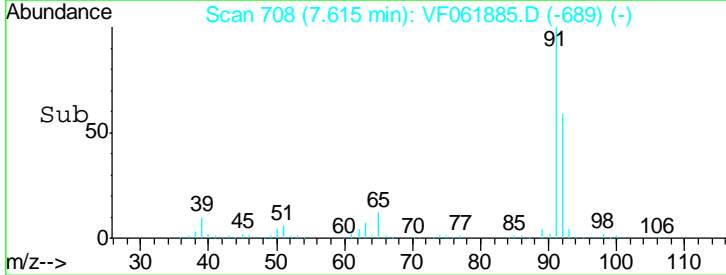
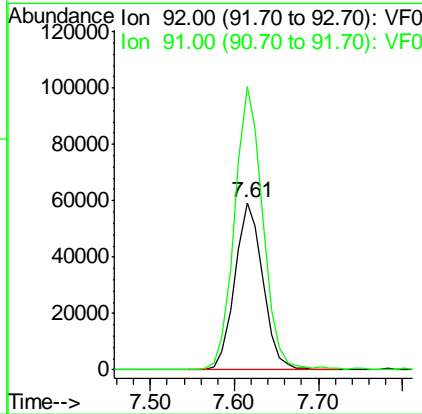
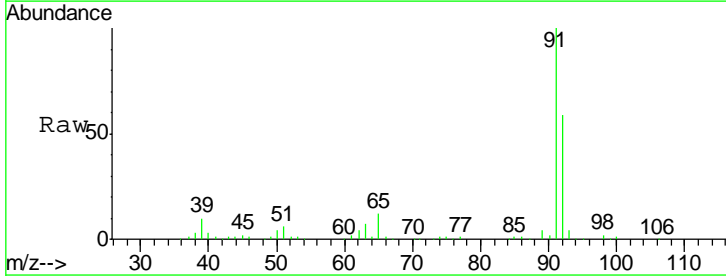
Tgt Ion	Resp	Lower	Upper
43	157105		
58	41.9	31.8	47.8

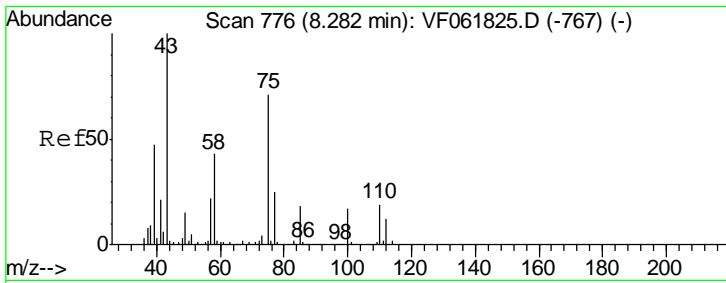
Manual Integrations  
**APPROVED**  
 MMDadoda  
 3/12/2019 4:36:50 PM



#52  
 Toluene  
 Concen: 21.428 ug/l  
 RT: 7.61 min Scan# 708  
 Delta R.T. -0.02 min  
 Lab File: VF061885.D  
 Acq: 11 Mar 2019 13:07

Tgt Ion	Resp	Lower	Upper
92	137694		
91	169.1	132.0	198.0





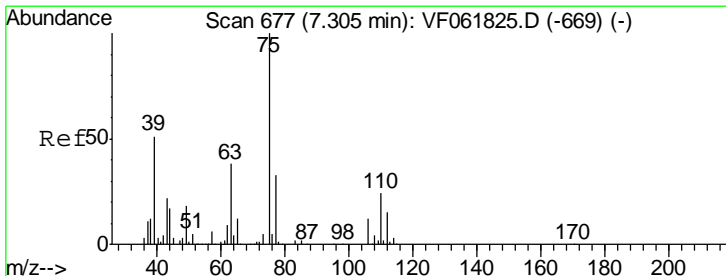
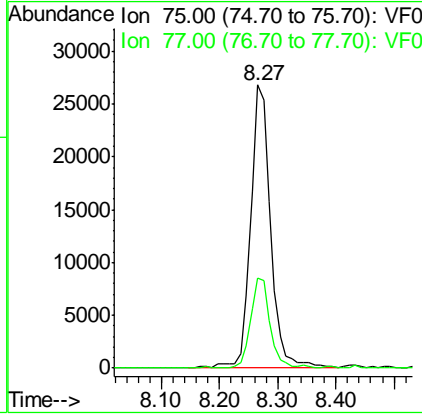
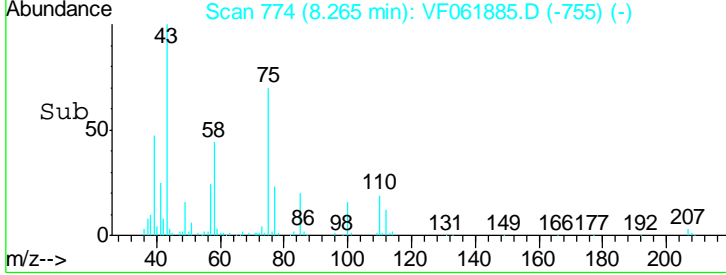
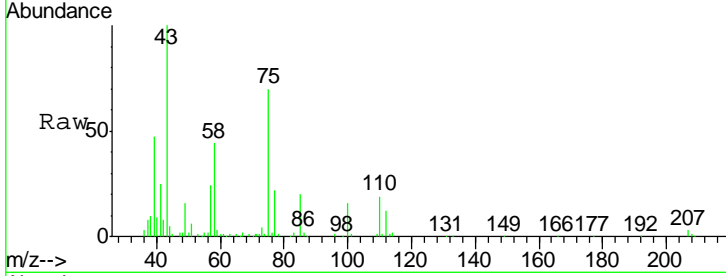
#53  
 t-1,3-Dichloropropene  
 Concen: 21.895 ug/l  
 RT: 8.27 min Scan# 774  
 Delta R.T. -0.02 min  
 Lab File: VF061885.D  
 Acq: 11 Mar 2019 13:07

**Instrument :**  
 MSVOA\_F  
**ClientSampled :**  
 VF0311SBS01

Tgt Ion	Resp	Lower	Upper
75	64907		
75	100		
77	32.0	28.0	42.0

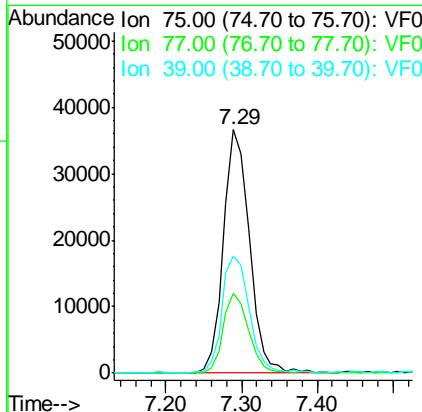
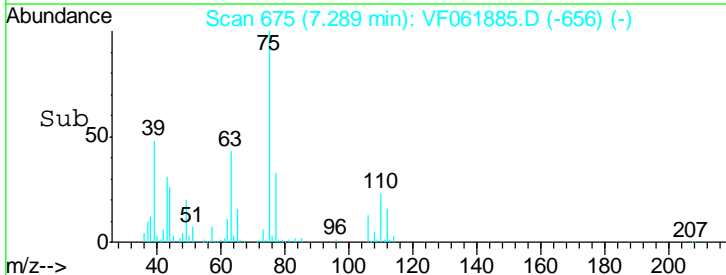
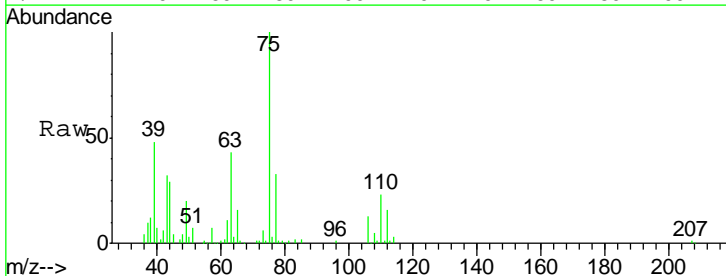
**Manual Integrations**  
**APPROVED**

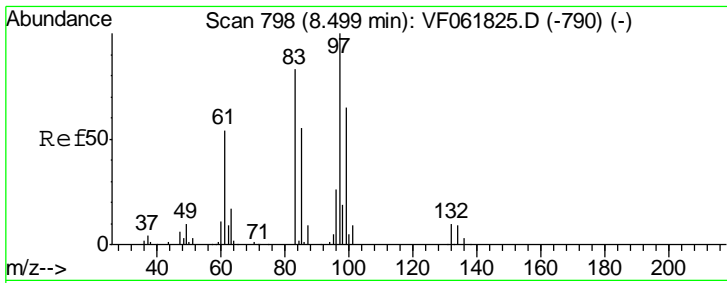
MMDadoda  
 3/12/2019 4:36:50 PM



#54  
 cis-1,3-Dichloropropene  
 Concen: 21.446 ug/l  
 RT: 7.29 min Scan# 675  
 Delta R.T. -0.02 min  
 Lab File: VF061885.D  
 Acq: 11 Mar 2019 13:07

Tgt Ion	Resp	Lower	Upper
75	87693		
75	100		
77	32.6	26.3	39.5
39	47.8	40.8	61.2





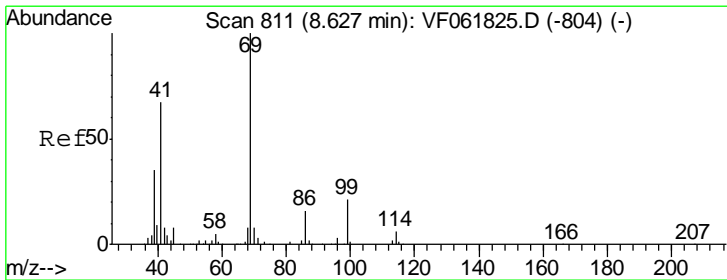
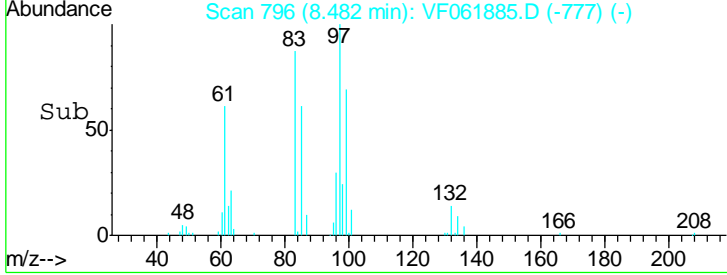
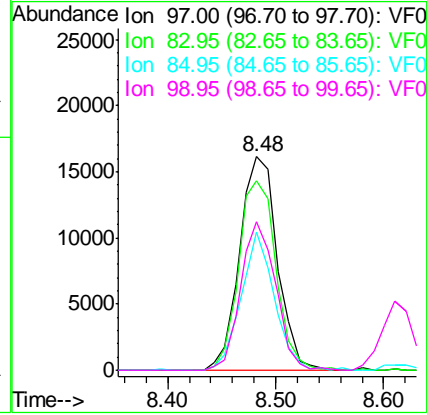
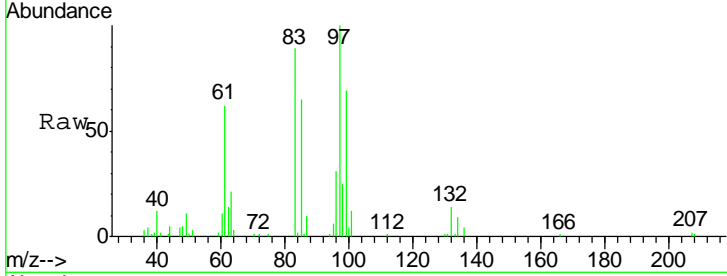
#55  
 1,1,2-Trichloroethane  
 Concen: 21.085 ug/l  
 RT: 8.48 min Scan# 796  
 Delta R.T. -0.02 min  
 Lab File: VF061885.D  
 Acq: 11 Mar 2019 13:07

Instrument : MSVOA\_F  
 ClientSampled : VF0311SBS01

Tgt Ion	Resp	Lower	Upper
97	39038		
97	100		
83	88.7	66.5	99.7
85	64.7	44.2	66.2
99	69.3	51.8	77.6

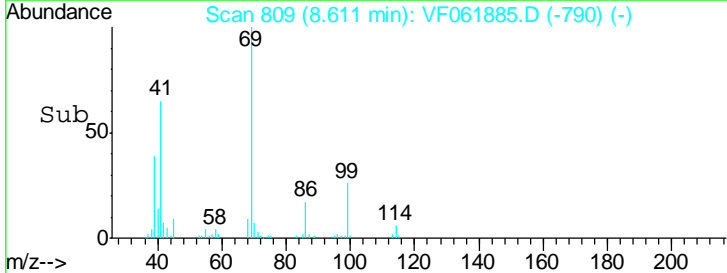
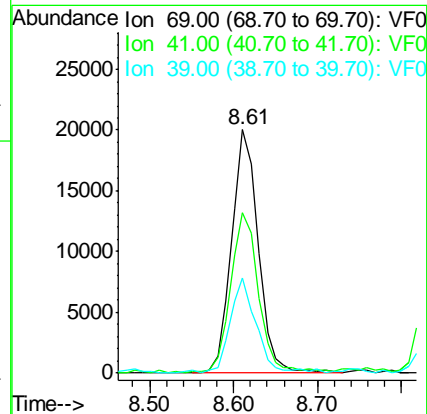
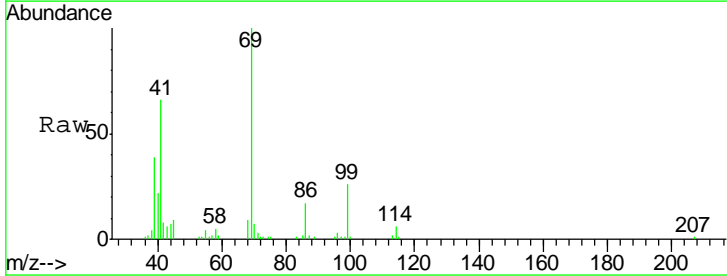
Manual Integrations  
 APPROVED

MMDadoda  
 3/12/2019 4:36:50 PM

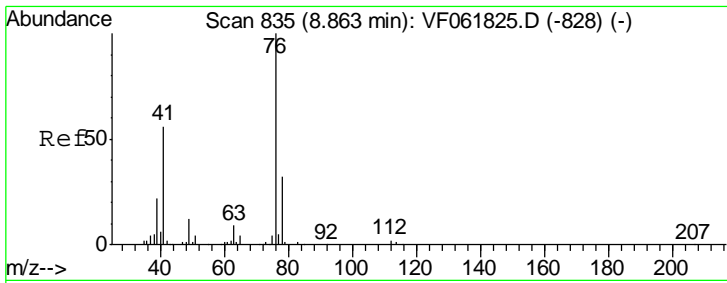


#56  
 Ethyl methacrylate  
 Concen: 21.189 ug/l  
 RT: 8.61 min Scan# 809  
 Delta R.T. -0.02 min  
 Lab File: VF061885.D  
 Acq: 11 Mar 2019 13:07

Tgt Ion	Resp	Lower	Upper
69	44213		
69	100		
41	65.8	53.9	80.9
39	38.9	28.3	42.5





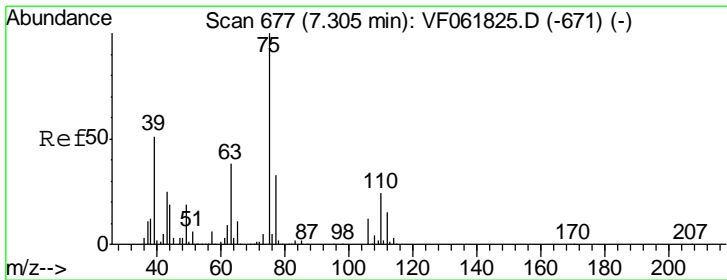
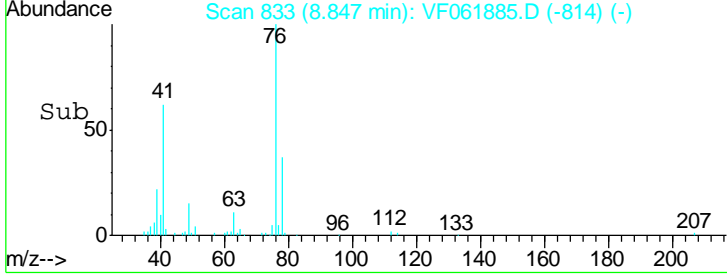
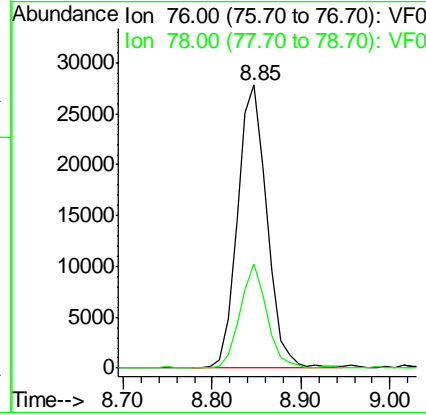
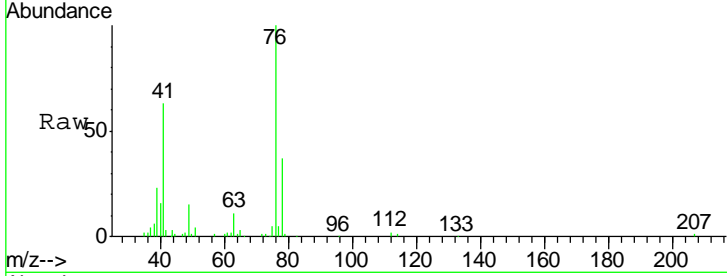


#57  
 1,3-Dichloropropane  
 Concen: 21.163 ug/l  
 RT: 8.85 min Scan# 833  
 Delta R.T. -0.02 min  
 Lab File: VF061885.D  
 Acq: 11 Mar 2019 13:07

**Instrument :**  
 MSVOA\_F  
**ClientSampled :**  
 VF0311SBS01

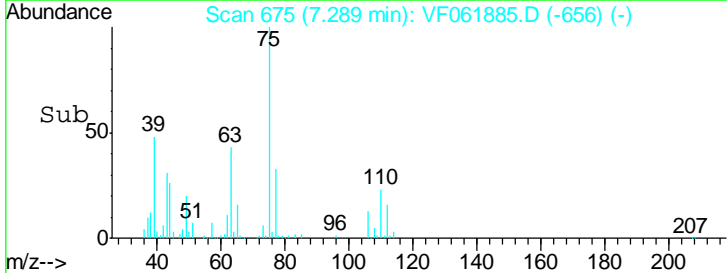
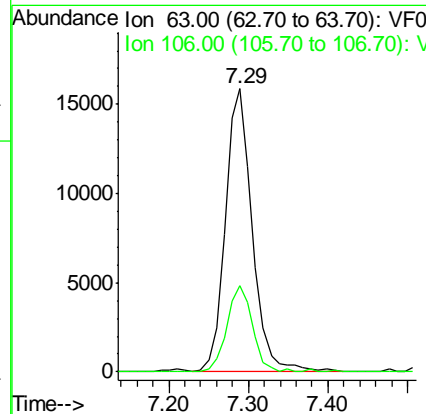
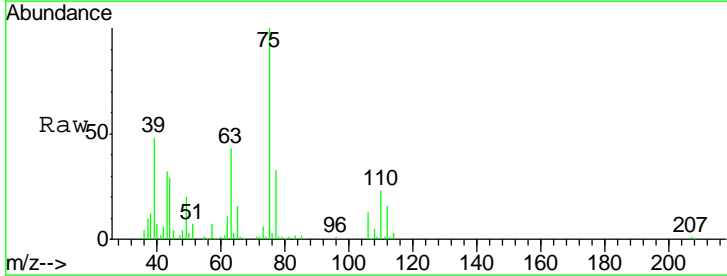
Tgt Ion	Resp	Lower	Upper
76	64078		
76	100		
78	36.6	25.4	38.2

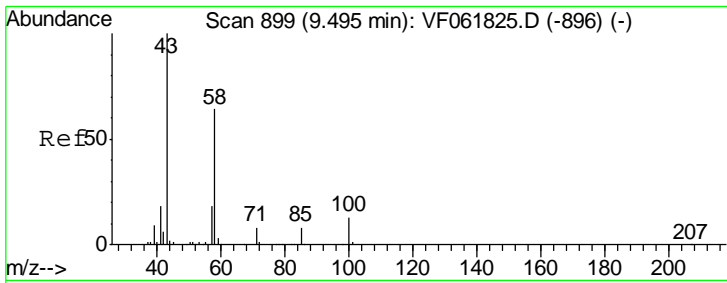
**Manual Integrations**  
**APPROVED**  
 MMDadoda  
 3/12/2019 4:36:50 PM



#58  
 2-Chloroethyl Vinyl ether  
 Concen: 114.379 ug/l  
 RT: 7.29 min Scan# 675  
 Delta R.T. -0.02 min  
 Lab File: VF061885.D  
 Acq: 11 Mar 2019 13:07

Tgt Ion	Resp	Lower	Upper
63	37754		
63	100		
106	30.6	24.3	36.5



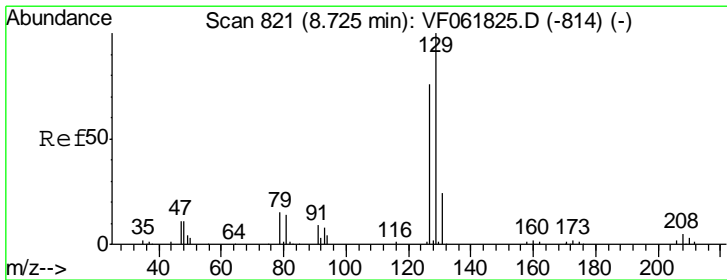
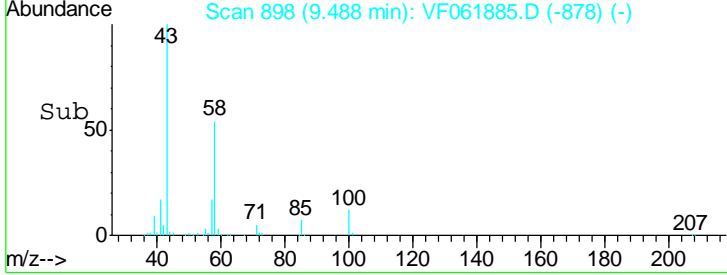
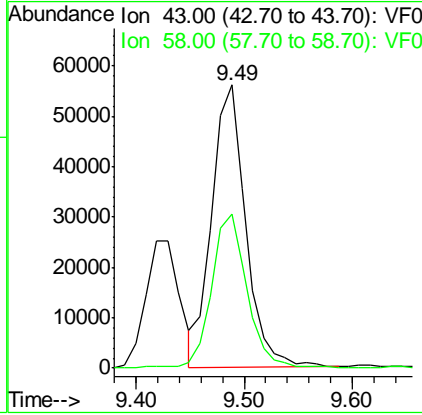
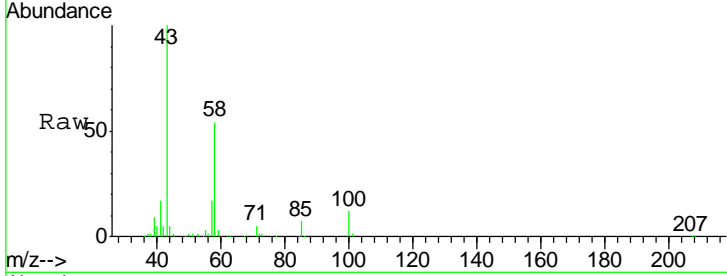


#59  
 2-Hexanone  
 Concen: 113.517 ug/l  
 RT: 9.49 min Scan# 898  
 Delta R.T. -0.01 min  
 Lab File: VF061885.D  
 Acq: 11 Mar 2019 13:07

Instrument : MSVOA\_F  
 ClientSampled : VF0311SBS01

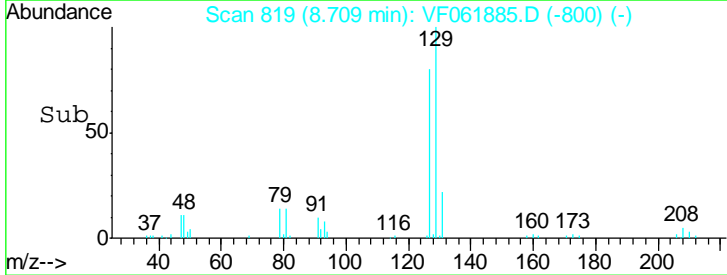
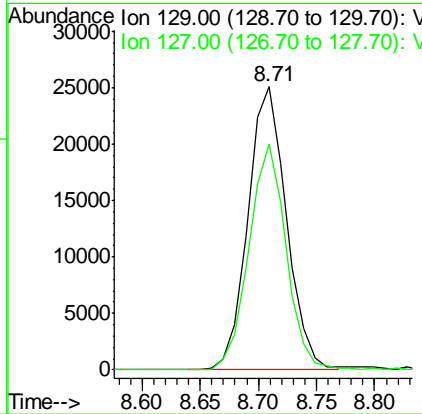
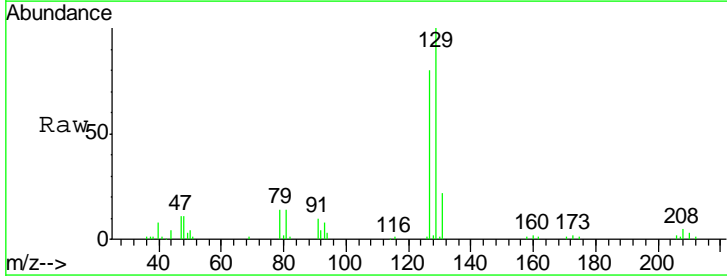
Tgt Ion	Resp	Lower	Upper
43	100		
58	54.3	28.8	86.4

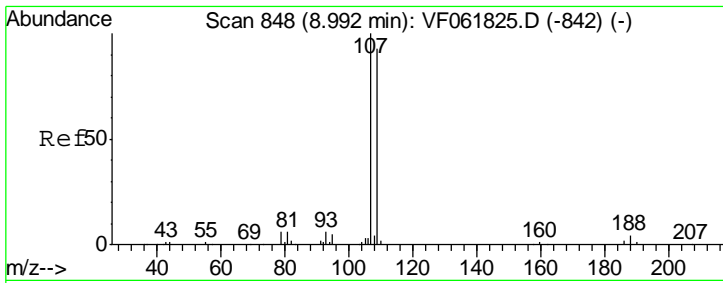
Manual Integrations  
**APPROVED**  
 MMDadoda  
 3/12/2019 4:36:50 PM



#60  
 Dibromochloromethane  
 Concen: 21.764 ug/l  
 RT: 8.71 min Scan# 819  
 Delta R.T. -0.02 min  
 Lab File: VF061885.D  
 Acq: 11 Mar 2019 13:07

Tgt Ion	Resp	Lower	Upper
129	100		
127	79.8	38.2	114.6





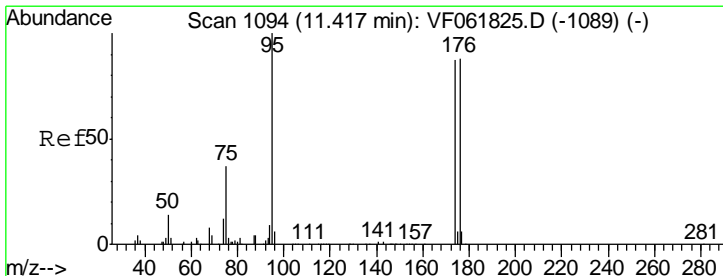
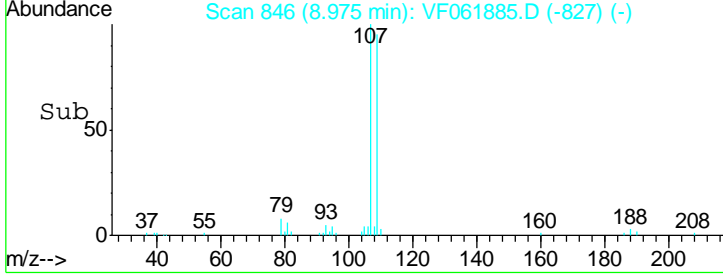
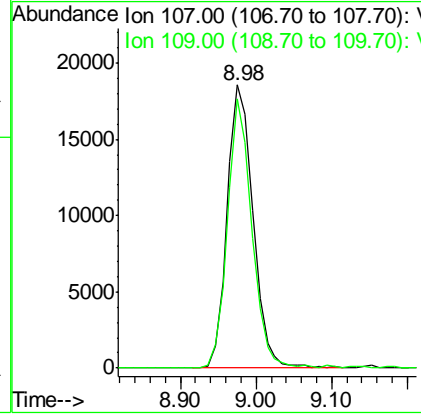
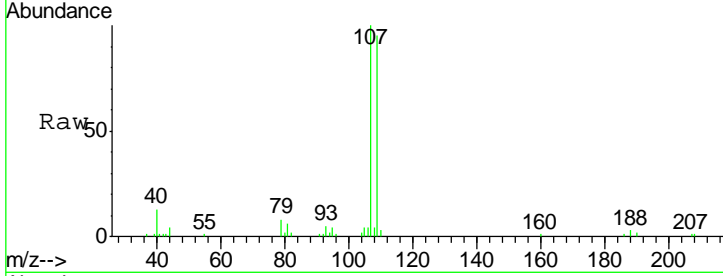
#61  
 1,2-Dibromoethane  
 Concen: 21.678 ug/l  
 RT: 8.98 min Scan# 846  
 Delta R.T. -0.02 min  
 Lab File: VF061885.D  
 Acq: 11 Mar 2019 13:07

Instrument : MSVOA\_F  
 ClientSampleId : VF0311SBS01

Tgt Ion	Resp	Lower	Upper
107	44136		
107	100		
109	95.3	74.6	112.0

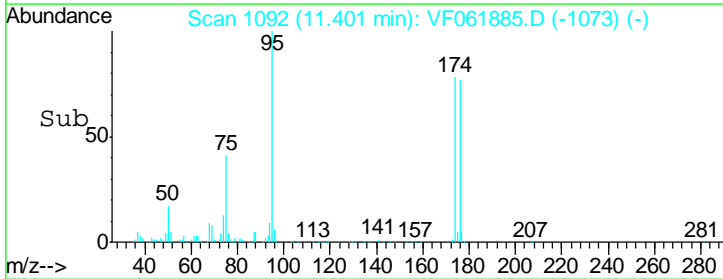
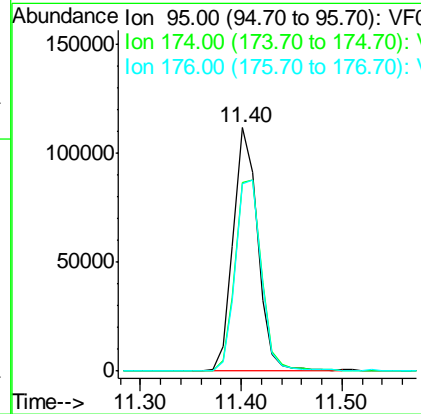
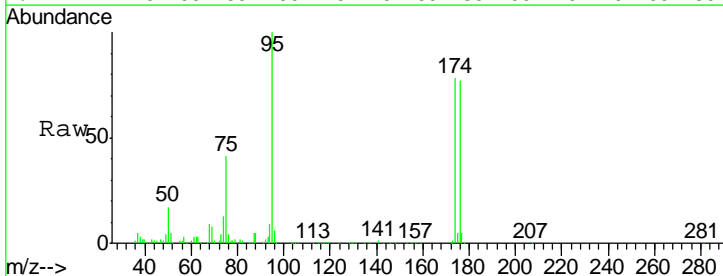
Manual Integrations  
 APPROVED

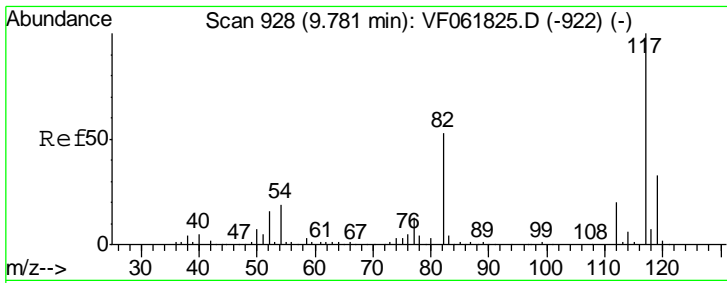
MMDadoda  
 3/12/2019 4:36:50 PM



#62  
 4-Bromofluorobenzene  
 Concen: 53.182 ug/l  
 RT: 11.40 min Scan# 1092  
 Delta R.T. -0.02 min  
 Lab File: VF061885.D  
 Acq: 11 Mar 2019 13:07

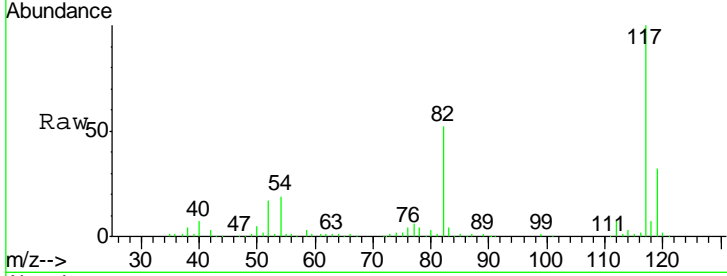
Tgt Ion	Resp	Lower	Upper
95	190103		
95	100		
174	77.6	0.0	174.0
176	76.7	0.0	175.2





#63  
 Chlorobenzene-d5  
 Concen: 50.000 ug/l  
 RT: 9.76 min Scan# 926  
 Delta R.T. -0.02 min  
 Lab File: VF061885.D  
 Acq: 11 Mar 2019 13:07

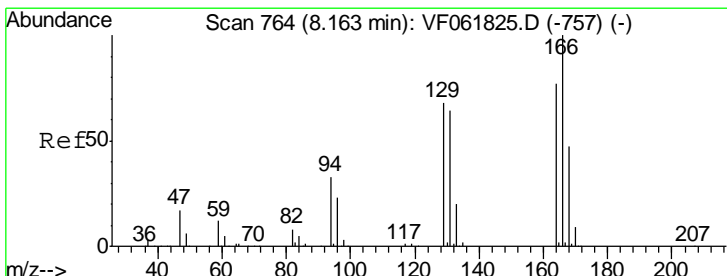
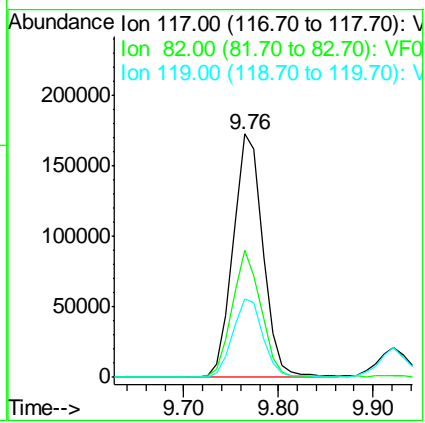
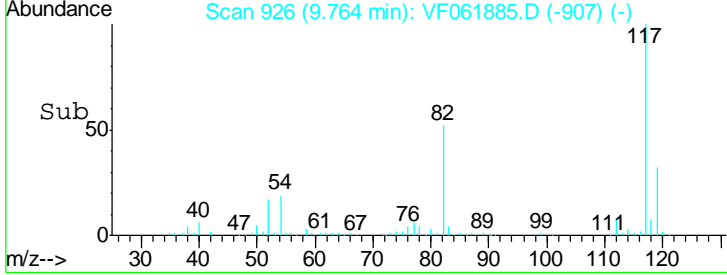
**Instrument :**  
 MSVOA\_F  
**ClientSampled :**  
 VF0311SBS01



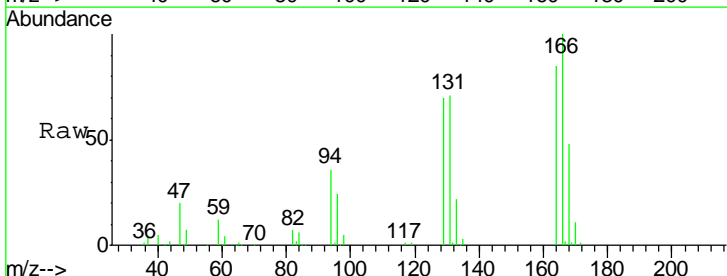
Tgt Ion: 117 Resp: 378185

Ion	Ratio	Lower	Upper
117	100		
82	52.4	42.6	63.8
119	32.3	26.0	39.0

**Manual Integrations**  
**APPROVED**  
 MMDadoda  
 3/12/2019 4:36:50 PM

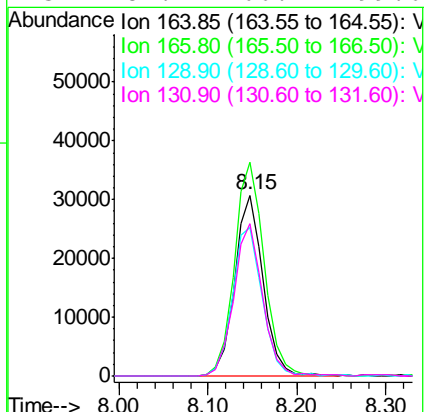
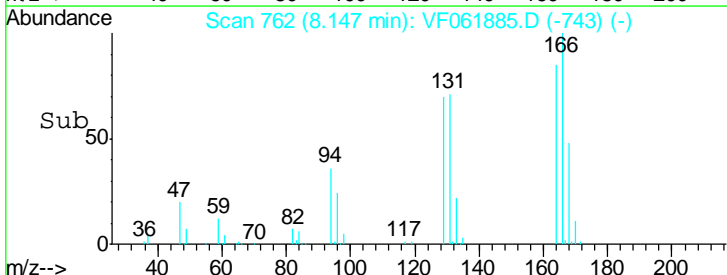


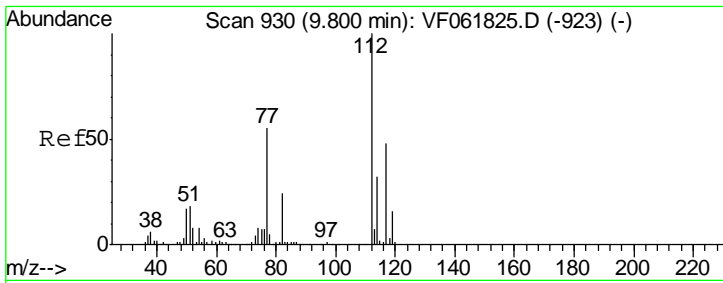
#64  
 Tetrachloroethene  
 Concen: 23.441 ug/l  
 RT: 8.15 min Scan# 762  
 Delta R.T. -0.02 min  
 Lab File: VF061885.D  
 Acq: 11 Mar 2019 13:07



Tgt Ion: 164 Resp: 68119

Ion	Ratio	Lower	Upper
164	100		
166	118.3	103.4	155.0
129	82.3	69.9	104.9
131	84.1	66.4	99.6





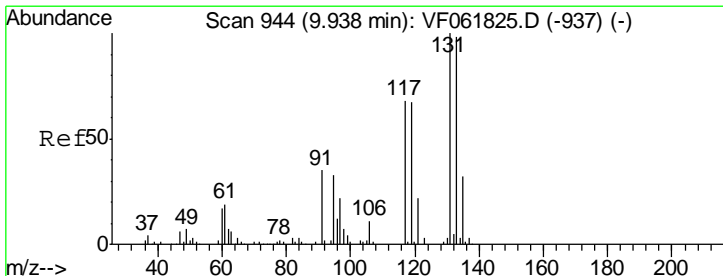
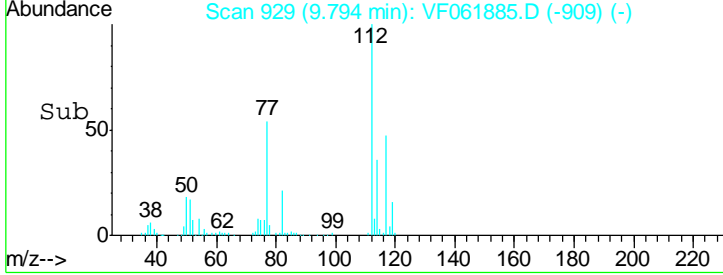
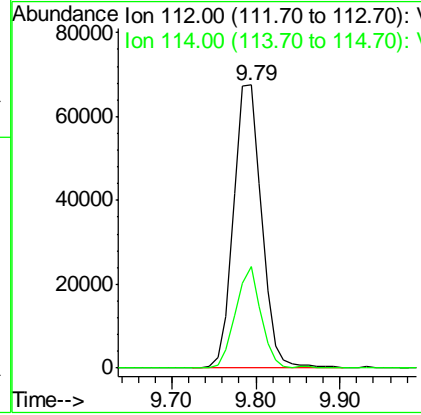
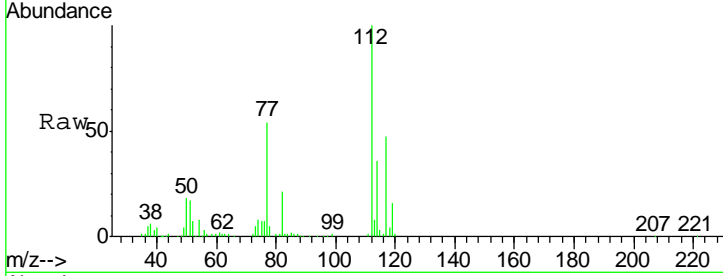
#65  
 Chlorobenzene  
 Concen: 21.583 ug/l  
 RT: 9.79 min Scan# 929  
 Delta R.T. -0.01 min  
 Lab File: VF061885.D  
 Acq: 11 Mar 2019 13:07

Instrument : MSVOA\_F  
 ClientSampled : VF0311SBS01

Tgt Ion	Resp	Lower	Upper
112	156817		
114	36.0	25.5	38.3

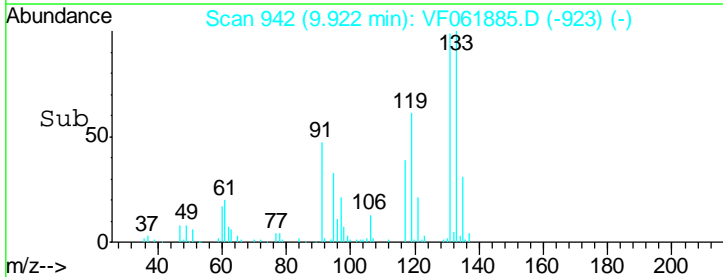
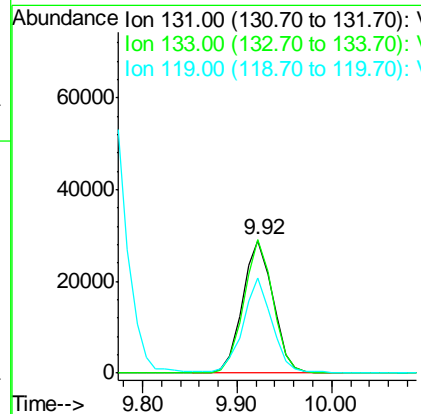
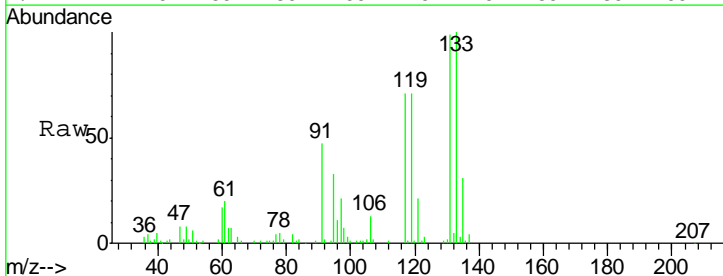
Manual Integrations  
 APPROVED

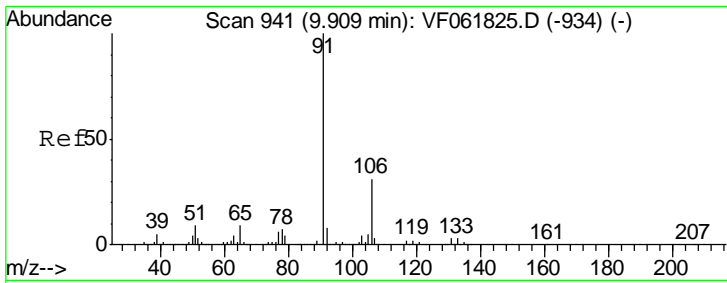
MMDadoda  
 3/12/2019 4:36:50 PM



#66  
 1,1,1,2-Tetrachloroethane  
 Concen: 22.972 ug/l  
 RT: 9.92 min Scan# 942  
 Delta R.T. -0.02 min  
 Lab File: VF061885.D  
 Acq: 11 Mar 2019 13:07

Tgt Ion	Resp	Lower	Upper
131	64669		
133	101.0	48.9	146.7
119	72.1	33.6	100.8



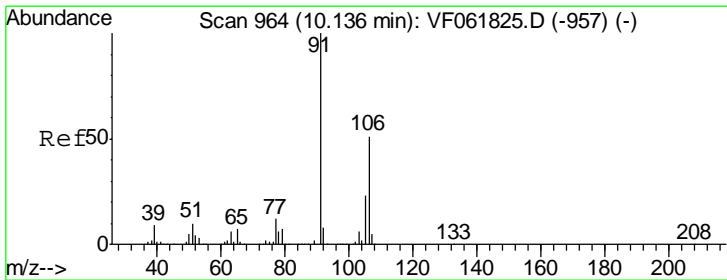
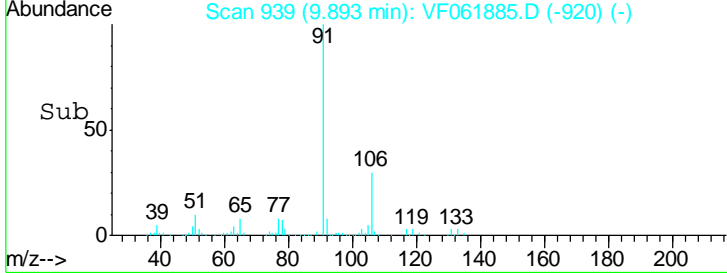
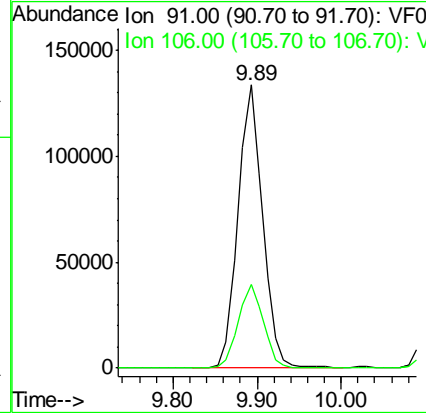
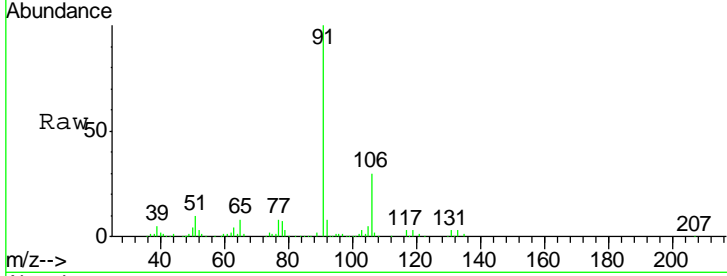


#67  
 Ethyl Benzene  
 Concen: 22.600 ug/l  
 RT: 9.89 min Scan# 939  
 Delta R.T. -0.02 min  
 Lab File: VF061885.D  
 Acq: 11 Mar 2019 13:07

**Instrument :**  
 MSVOA\_F  
**ClientSampled :**  
 VF0311SBS01

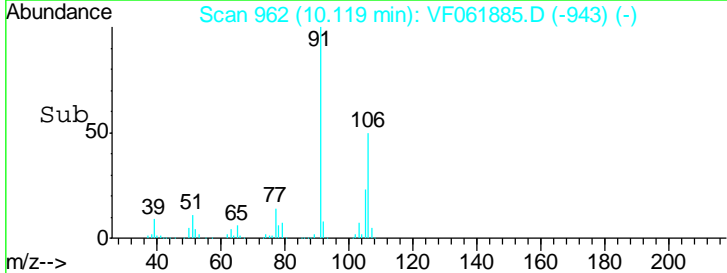
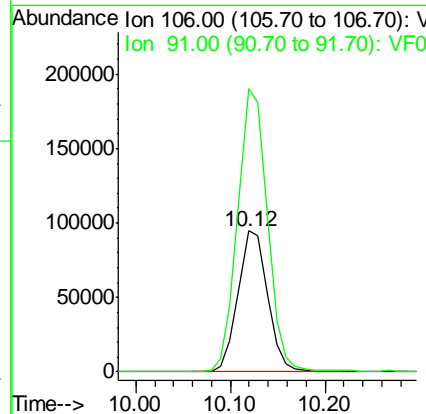
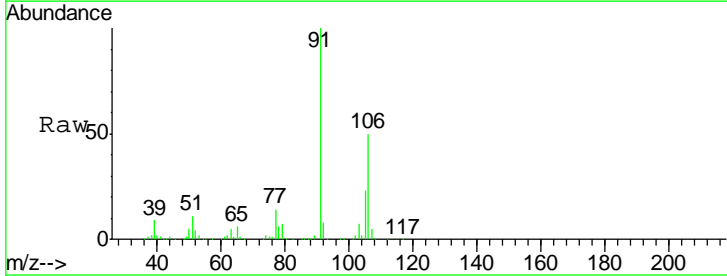
Tgt Ion: 91 Resp: 272160  
 Ion Ratio Lower Upper  
 91 100  
 106 29.5 25.0 37.4

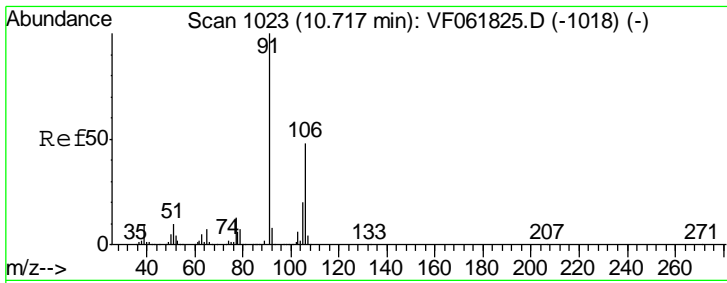
**Manual Integrations**  
**APPROVED**  
 MMDadoda  
 3/12/2019 4:36:50 PM



#68  
 m/p-Xylenes  
 Concen: 44.853 ug/l  
 RT: 10.12 min Scan# 962  
 Delta R.T. -0.02 min  
 Lab File: VF061885.D  
 Acq: 11 Mar 2019 13:07

Tgt Ion: 106 Resp: 206924  
 Ion Ratio Lower Upper  
 106 100  
 91 200.5 157.5 236.3



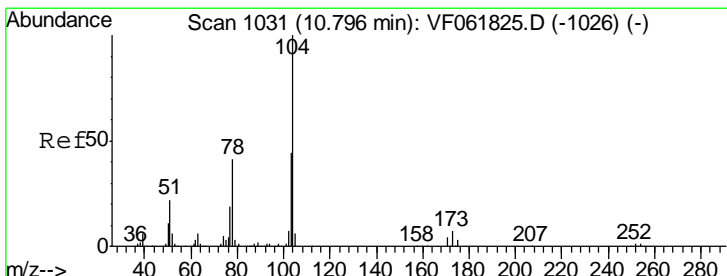
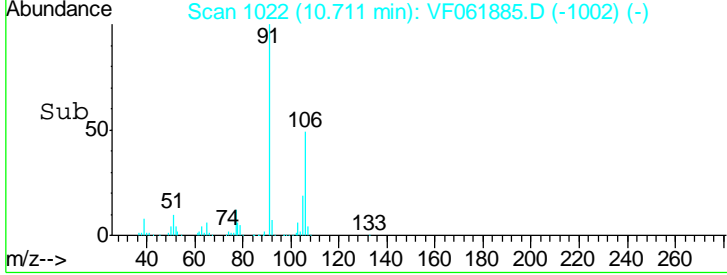
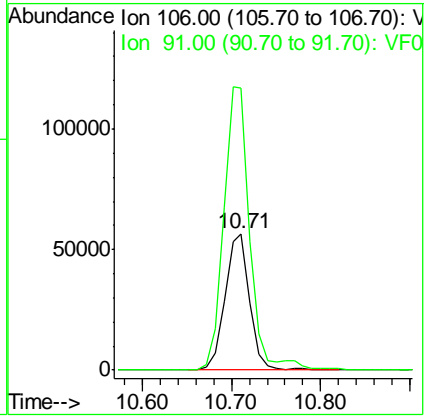
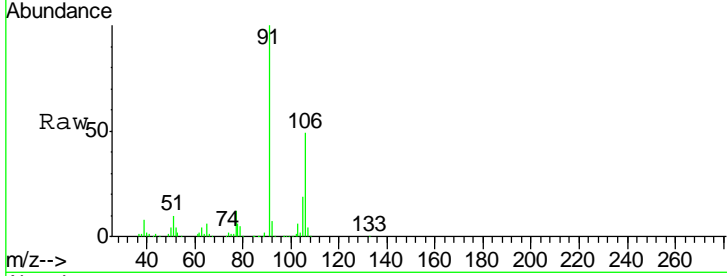


#69  
 o-Xylene  
 Concen: 22.222 ug/l  
 RT: 10.71 min Scan# 1022  
 Delta R.T. -0.01 min  
 Lab File: VF061885.D  
 Acq: 11 Mar 2019 13:07

**Instrument :**  
 MSVOA\_F  
**ClientSampled :**  
 VF0311SBS01

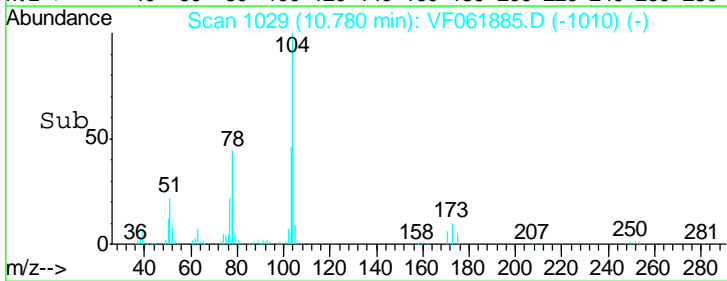
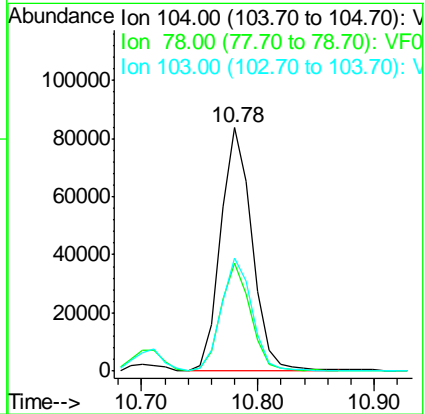
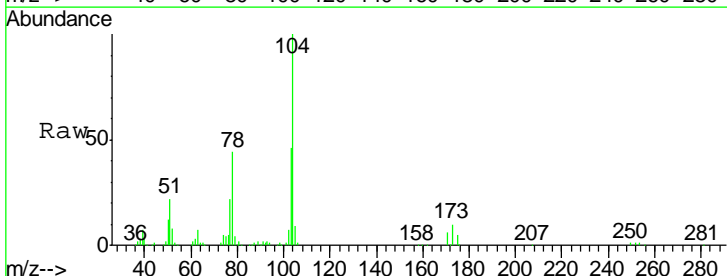
Tgt Ion	Resp	Lower	Upper
106	110394		
106	100		
91	205.9	103.5	310.3

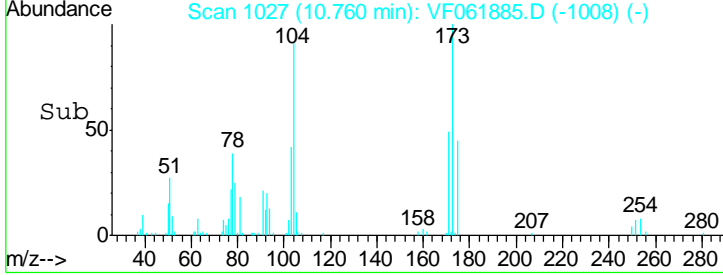
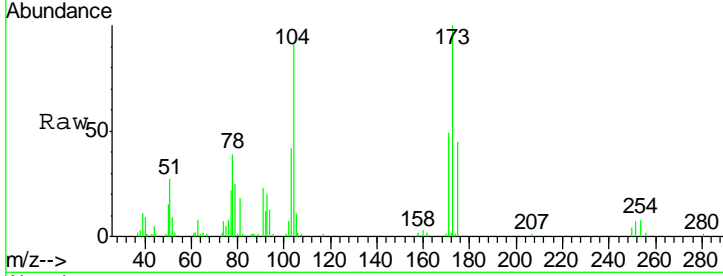
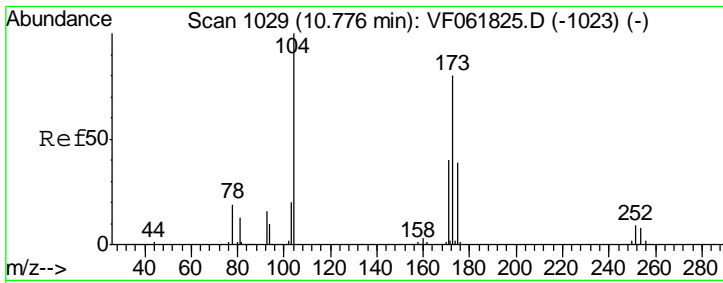
**Manual Integrations**  
**APPROVED**  
 MMDadoda  
 3/12/2019 4:36:50 PM



#70  
 Styrene  
 Concen: 22.189 ug/l  
 RT: 10.78 min Scan# 1029  
 Delta R.T. -0.02 min  
 Lab File: VF061885.D  
 Acq: 11 Mar 2019 13:07

Tgt Ion	Resp	Lower	Upper
104	155127		
104	100		
78	44.3	33.3	49.9
103	46.3	35.4	53.0



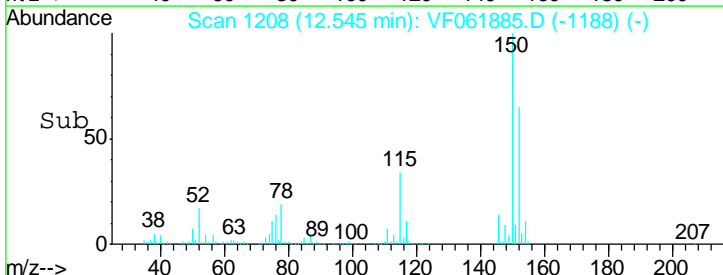
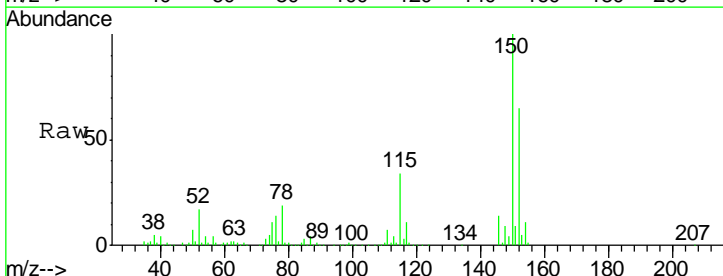
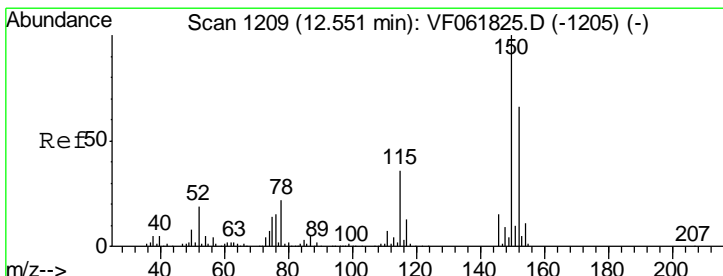
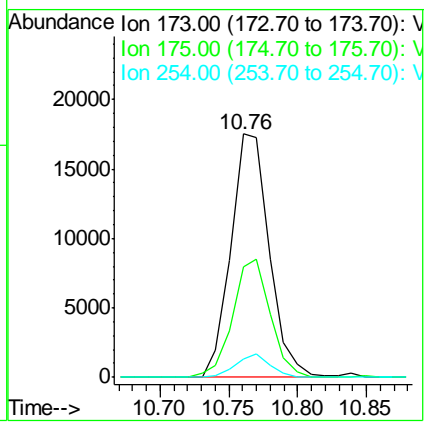


#71  
 Bromoform  
 Concen: 22.908 ug/l  
 RT: 10.76 min Scan# 1027  
 Delta R.T. -0.02 min  
 Lab File: VF061885.D  
 Acq: 11 Mar 2019 13:07

Tgt Ion	Resp	Lower	Upper
173	34083		
173	100		
175	45.4	24.5	73.5
254	7.7	8.0	12.0#

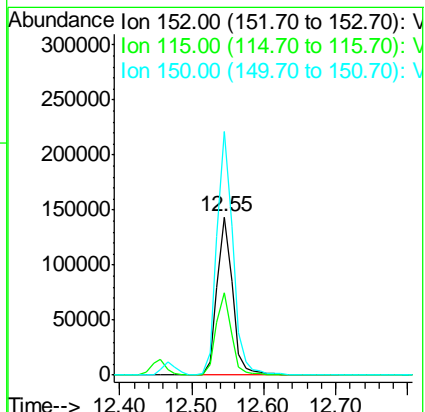
Instrument : MSVOA\_F  
 ClientSampled : VF0311SBS01

Manual Integrations  
**APPROVED**  
 MMDadoda  
 3/12/2019 4:36:50 PM

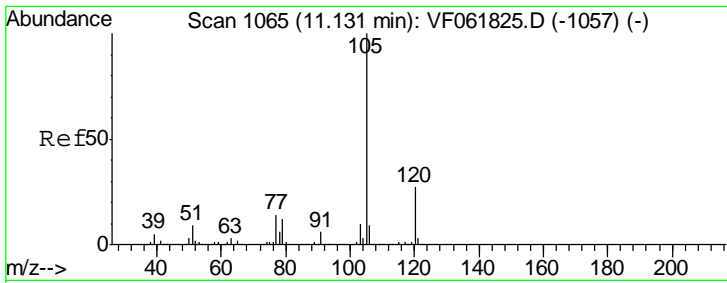


#72  
 1,4-Dichlorobenzene-d4  
 Concen: 50.000 ug/l  
 RT: 12.55 min Scan# 1208  
 Delta R.T. -0.01 min  
 Lab File: VF061885.D  
 Acq: 11 Mar 2019 13:07

Tgt Ion	Resp	Lower	Upper
152	212741		
152	100		
115	51.9	27.7	83.1
150	153.8	0.0	304.2







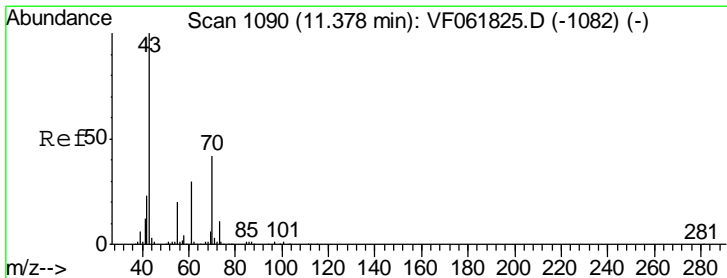
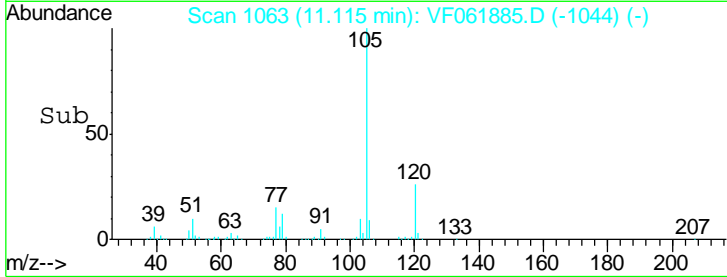
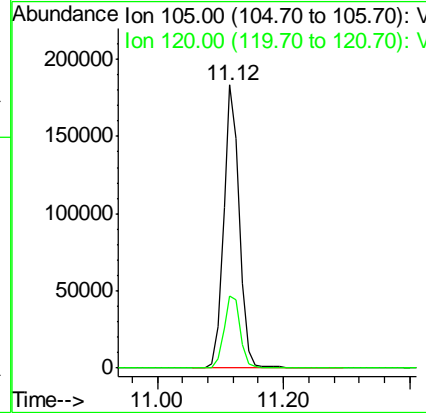
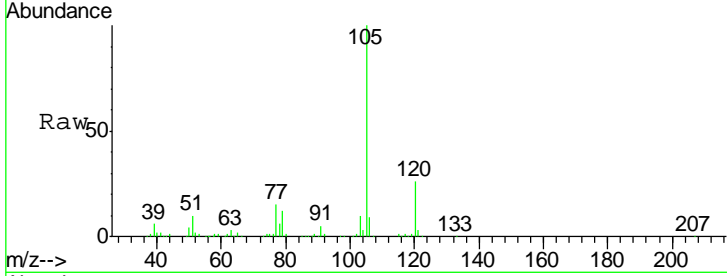
#73  
 Isopropylbenzene  
 Concen: 21.827 ug/l  
 RT: 11.12 min Scan# 1063  
 Delta R.T. -0.02 min  
 Lab File: VF061885.D  
 Acq: 11 Mar 2019 13:07

Instrument : MSVOA\_F  
 ClientSampled : VF0311SBS01

Tgt Ion	Resp	Lower	Upper
105	100		
120	25.7	13.7	41.0

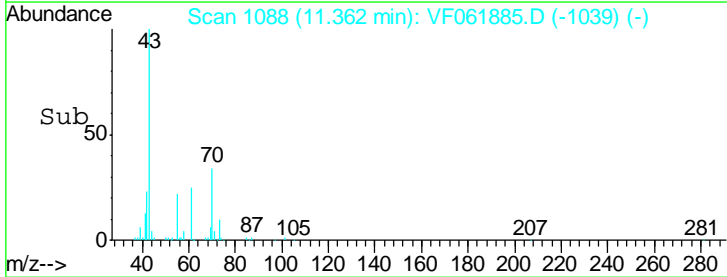
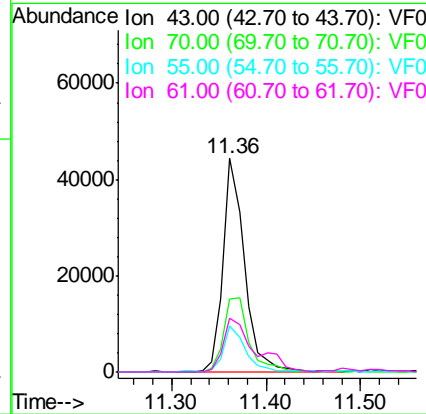
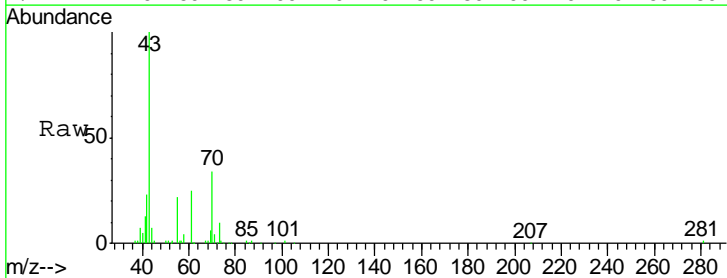
Manual Integrations  
 APPROVED

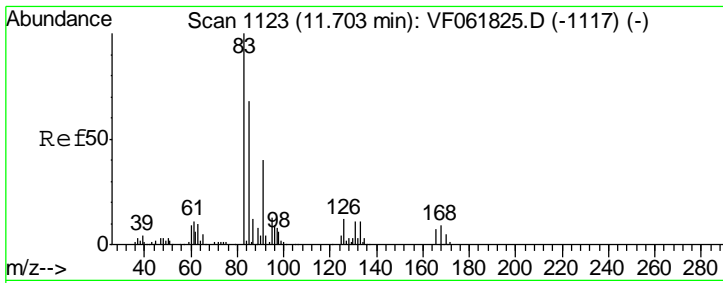
MMDadoda  
 3/12/2019 4:36:50 PM



#74  
 N-nyl acetate  
 Concen: 20.486 ug/l  
 RT: 11.36 min Scan# 1088  
 Delta R.T. -0.02 min  
 Lab File: VF061885.D  
 Acq: 11 Mar 2019 13:07

Tgt Ion	Resp	Lower	Upper
43	100		
70	34.3	33.4	50.0
55	21.9	16.3	24.5
61	25.3	24.0	36.0





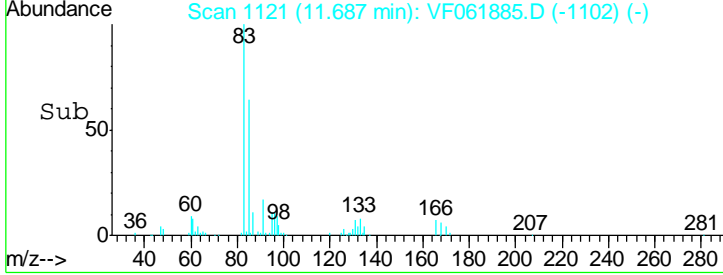
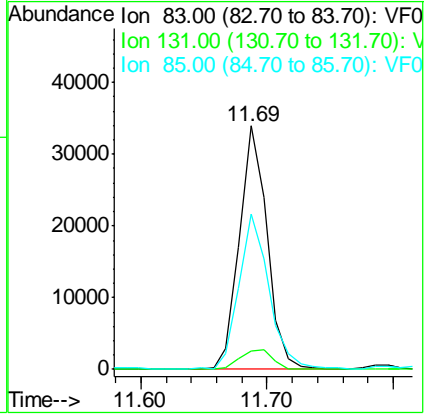
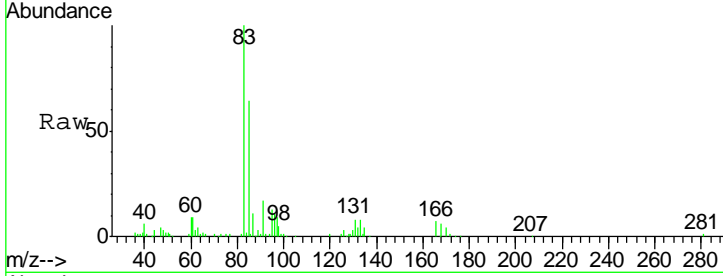
#75  
 1,1,2,2-Tetrachloroethane  
 Concen: 21.206 ug/l  
 RT: 11.69 min Scan# 1121  
 Delta R.T. -0.02 min  
 Lab File: VF061885.D  
 Acq: 11 Mar 2019 13:07

**Instrument :**  
 MSVOA\_F  
**ClientSampled :**  
 VF0311SBS01

Tgt Ion	Resp	Lower	Upper
83	100		
131	7.6	5.5	16.7
85	63.7	34.2	102.6

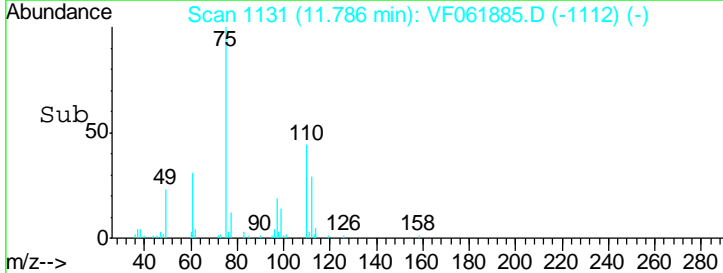
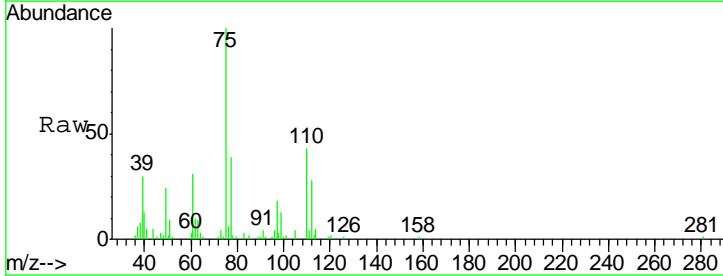
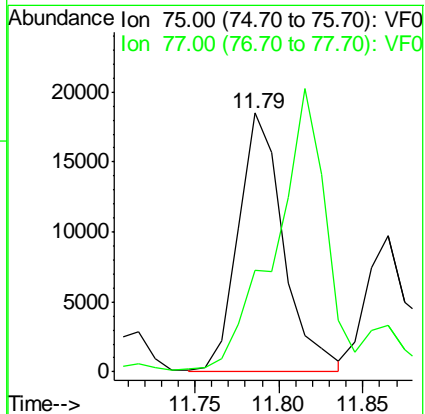
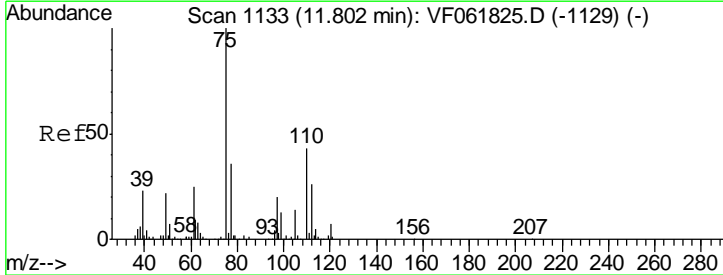
**Manual Integrations**  
**APPROVED**

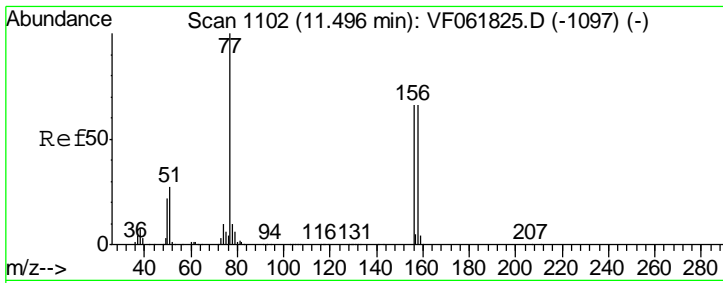
MMDadoda  
 3/12/2019 4:36:50 PM



#76  
 1,2,3-Trichloropropane  
 Concen: 20.652 ug/l  
 RT: 11.79 min Scan# 1131  
 Delta R.T. -0.02 min  
 Lab File: VF061885.D  
 Acq: 11 Mar 2019 13:07

Tgt Ion	Resp	Lower	Upper
75	100		
77	39.2	18.1	54.4





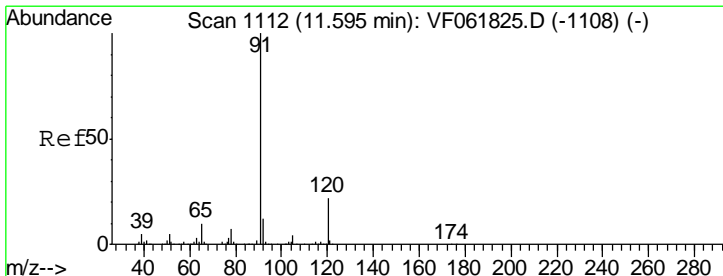
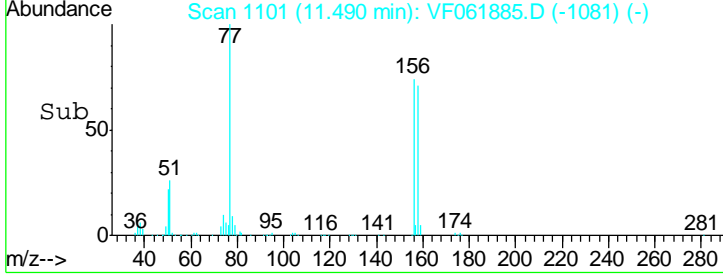
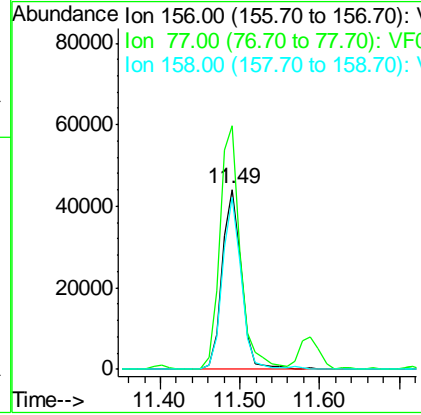
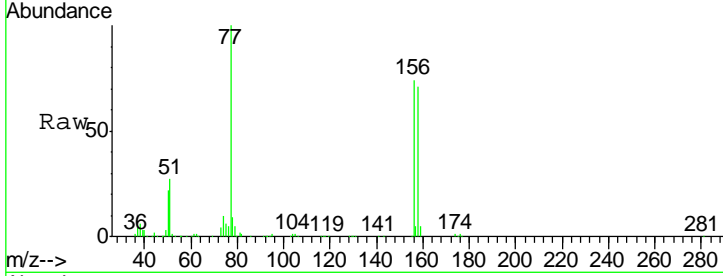
#77  
 Bromobenzene  
 Concen: 21.594 ug/l  
 RT: 11.49 min Scan# 1101  
 Delta R.T. -0.01 min  
 Lab File: VF061885.D  
 Acq: 11 Mar 2019 13:07

Instrument : MSVOA\_F  
 ClientSampled : VF0311SBS01

Tgt Ion	Resp	Lower	Upper
156	76116		
77	135.1	75.7	227.1
158	95.3	50.0	150.1

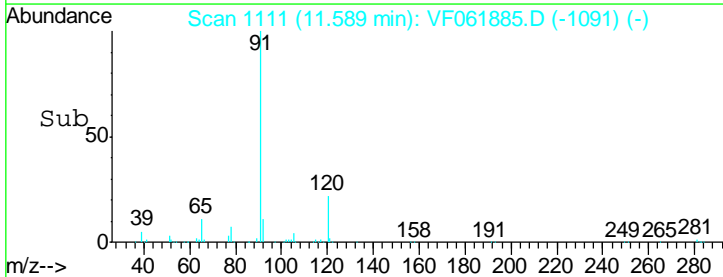
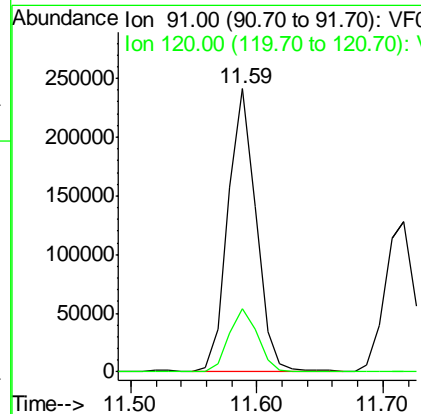
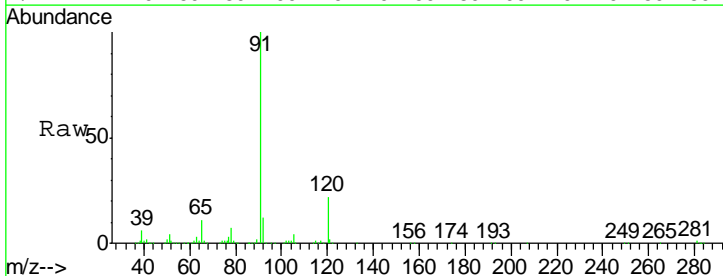
Manual Integrations  
 APPROVED

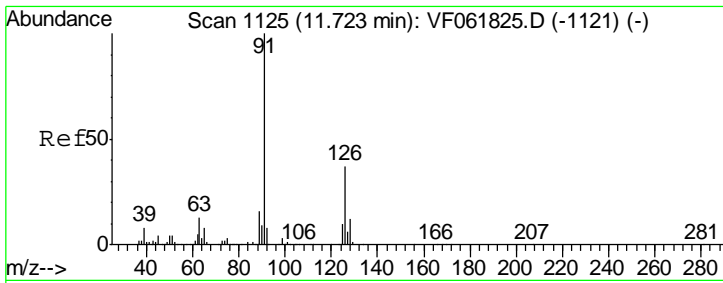
MMDadoda  
 3/12/2019 4:36:50 PM



#78  
 n-propylbenzene  
 Concen: 22.395 ug/l  
 RT: 11.59 min Scan# 1111  
 Delta R.T. -0.01 min  
 Lab File: VF061885.D  
 Acq: 11 Mar 2019 13:07

Tgt Ion	Resp	Lower	Upper
91	370410		
120	22.3	11.1	33.1





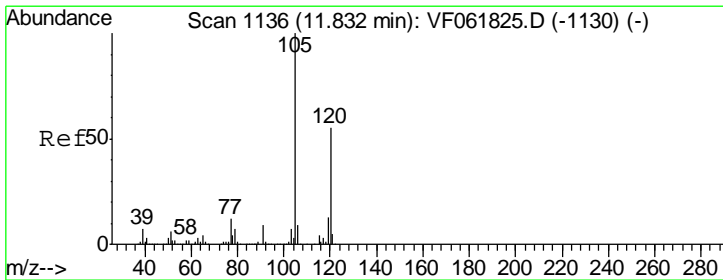
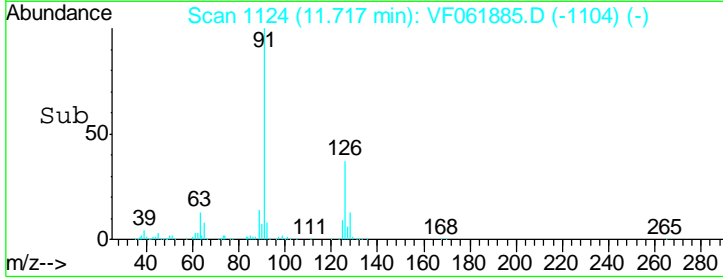
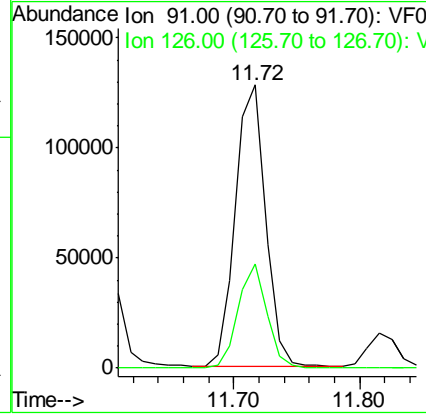
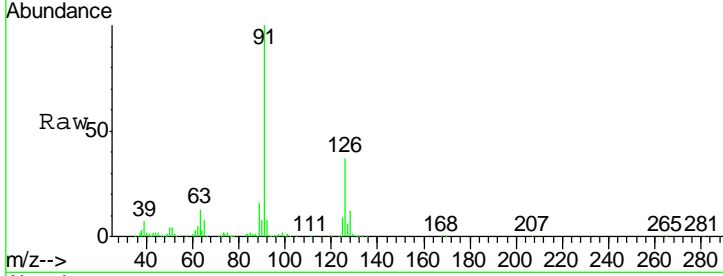
#79  
 2-Chlorotoluene  
 Concen: 22.207 ug/l  
 RT: 11.72 min Scan# 1124  
 Delta R.T. -0.01 min  
 Lab File: VF061885.D  
 Acq: 11 Mar 2019 13:07

Instrument : MSVOA\_F  
 ClientSampled : VF0311SBS01

Tgt Ion	Resp	Lower	Upper
91	100		
126	36.7	18.1	54.4

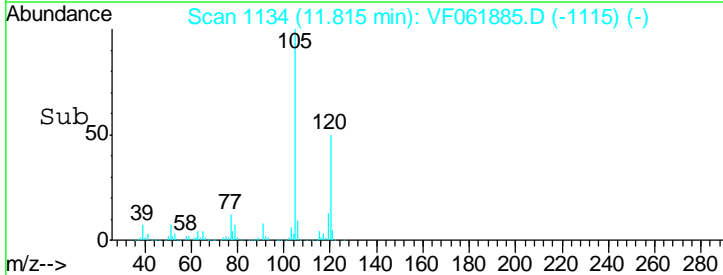
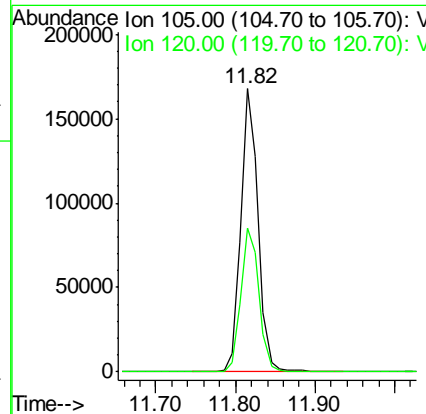
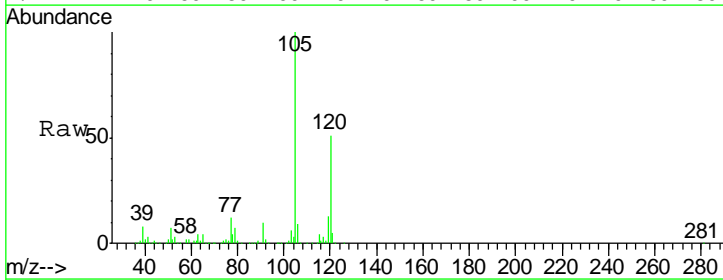
Manual Integrations  
 APPROVED

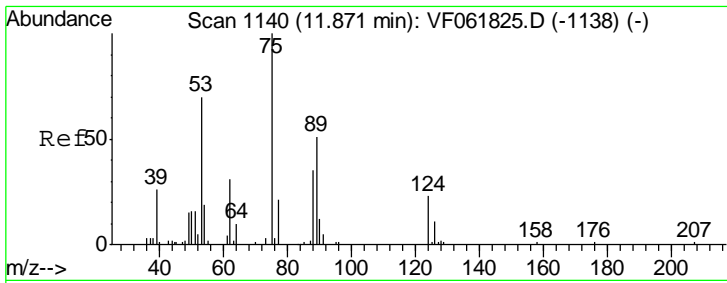
MMDadoda  
 3/12/2019 4:36:50 PM



#80  
 1,3,5-Trimethylbenzene  
 Concen: 21.724 ug/l  
 RT: 11.82 min Scan# 1134  
 Delta R.T. -0.02 min  
 Lab File: VF061885.D  
 Acq: 11 Mar 2019 13:07

Tgt Ion	Resp	Lower	Upper
105	100		
120	50.7	27.4	82.2





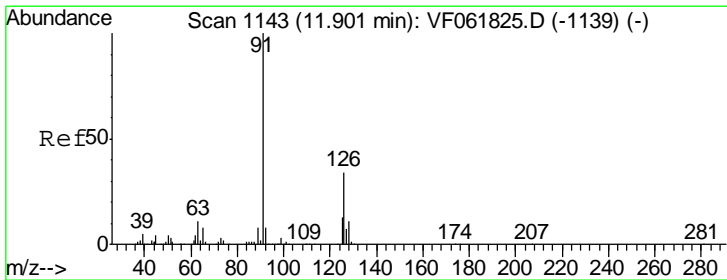
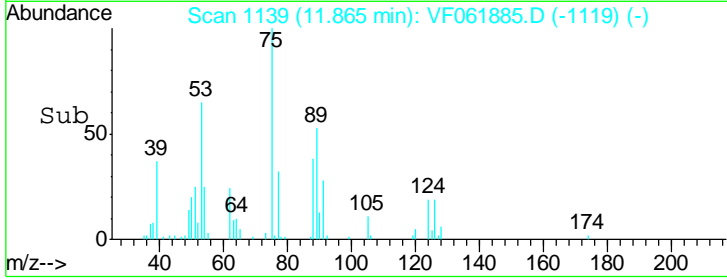
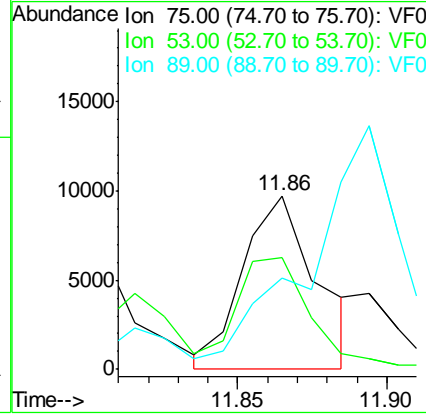
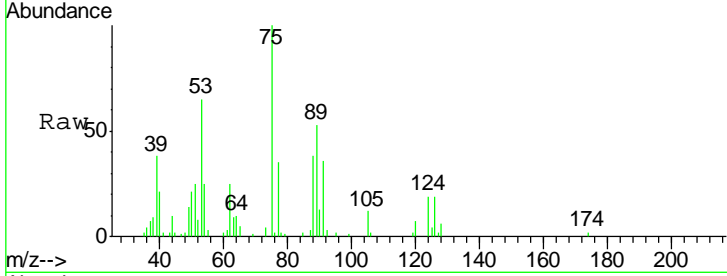
#81  
 trans-1,4-Dichloro-2-butene  
 Concen: 22.050 ug/l m  
 RT: 11.86 min Scan# 1139  
 Delta R.T. -0.01 min  
 Lab File: VF061885.D  
 Acq: 11 Mar 2019 13:07

Instrument : MSVOA\_F  
 ClientSampled : VF0311SBS01

Tgt Ion	Resp	Lower	Upper
75	16751		
75	100		
53	64.5	58.6	88.0
89	52.8	41.4	62.0

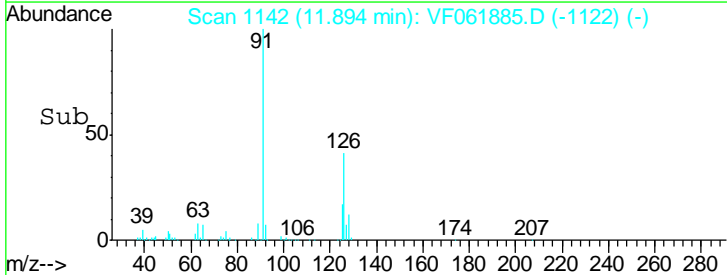
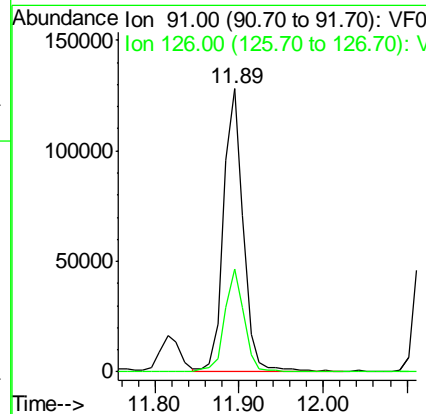
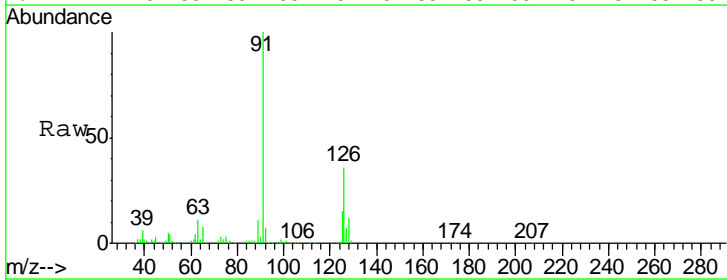
Manual Integrations  
 APPROVED

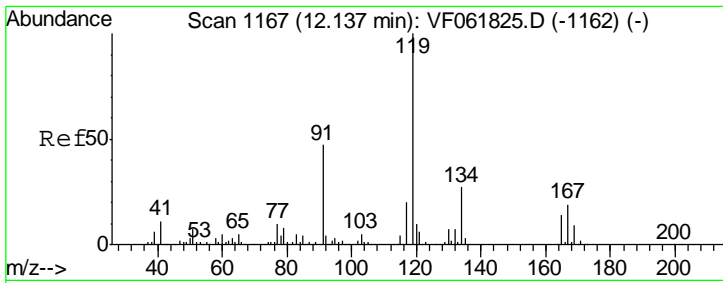
MMDadoda  
 3/12/2019 4:36:50 PM



#82  
 4-Chlorotoluene  
 Concen: 21.332 ug/l  
 RT: 11.89 min Scan# 1142  
 Delta R.T. -0.01 min  
 Lab File: VF061885.D  
 Acq: 11 Mar 2019 13:07

Tgt Ion	Resp	Lower	Upper
91	206328		
91	100		
126	36.5	17.0	50.9





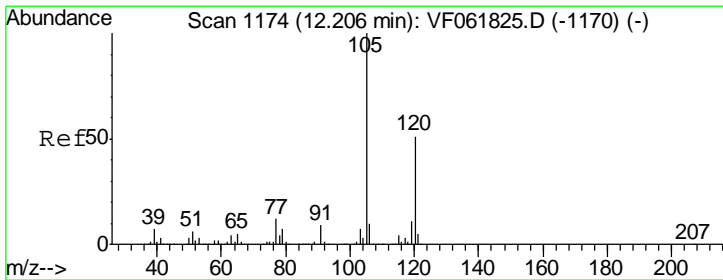
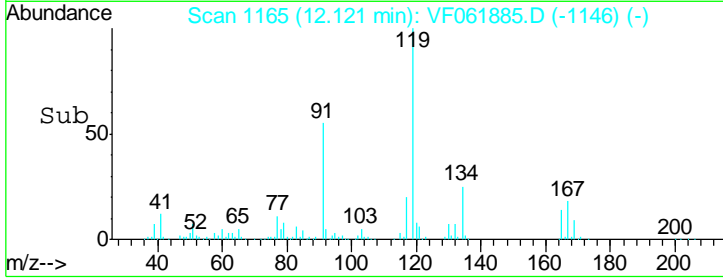
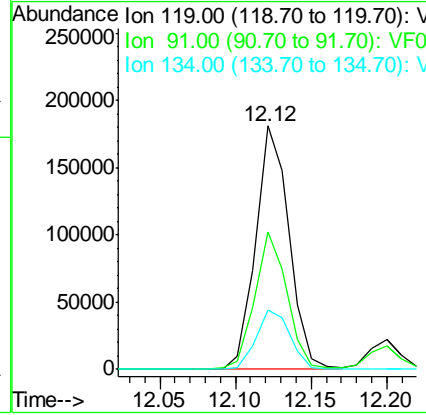
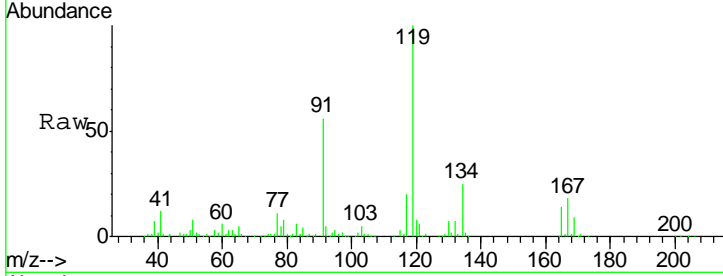
#83  
 tert-Butylbenzene  
 Concen: 22.344 ug/l  
 RT: 12.12 min Scan# 1165  
 Delta R.T. -0.02 min  
 Lab File: VF061885.D  
 Acq: 11 Mar 2019 13:07

Instrument : MSVOA\_F  
 ClientSampled : VF0311SBS01

Tgt Ion	Resp	Lower	Upper
119	100		
91	56.3	23.5	70.5
134	24.5	13.3	39.8

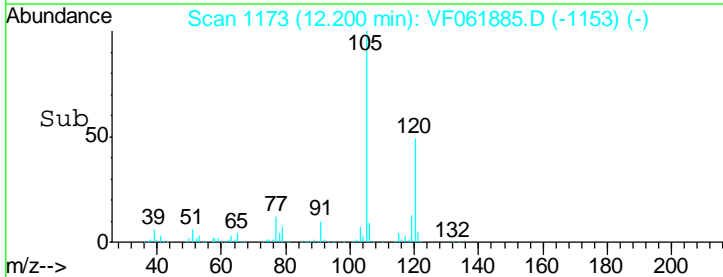
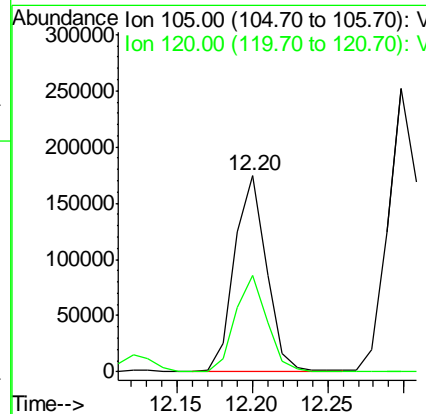
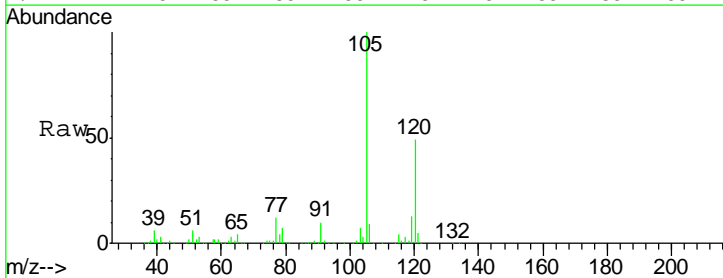
Manual Integrations  
 APPROVED

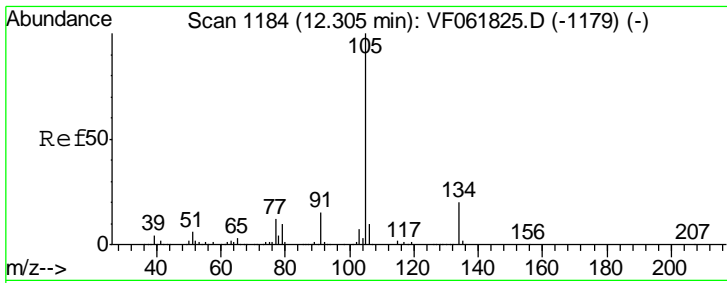
MMDadoda  
 3/12/2019 4:36:50 PM



#84  
 1,2,4-Trimethylbenzene  
 Concen: 22.279 ug/l  
 RT: 12.20 min Scan# 1173  
 Delta R.T. -0.01 min  
 Lab File: VF061885.D  
 Acq: 11 Mar 2019 13:07

Tgt Ion	Resp	Lower	Upper
105	100		
120	49.2	25.8	77.4





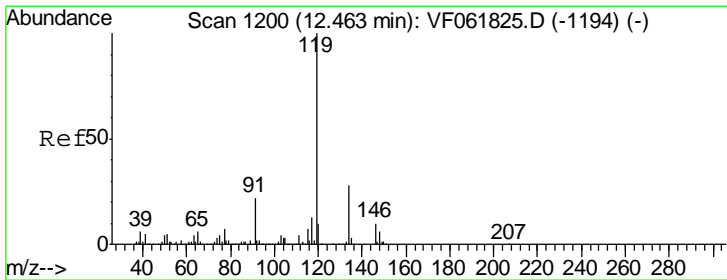
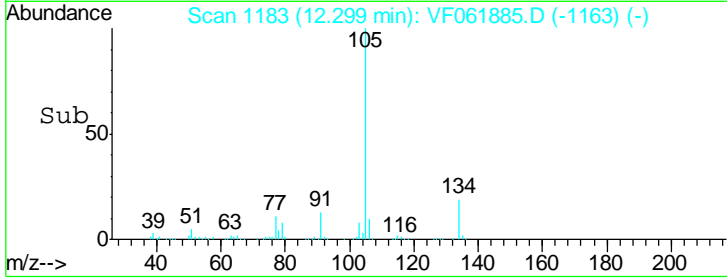
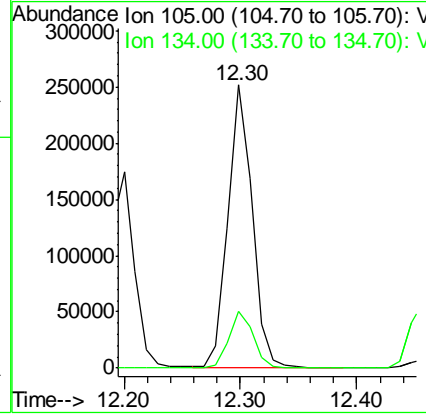
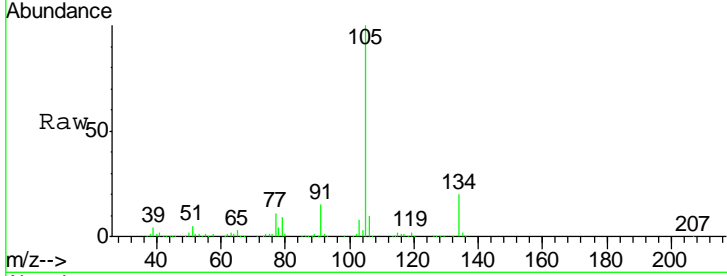
#85  
 sec-Butylbenzene  
 Concen: 22.341 ug/l  
 RT: 12.30 min Scan# 1183  
 Delta R.T. -0.01 min  
 Lab File: VF061885.D  
 Acq: 11 Mar 2019 13:07

Instrument : MSVOA\_F  
 ClientSampled : VF0311SBS01

Tgt Ion	Resp	Lower	Upper
105	100		
134	20.2	9.8	29.5

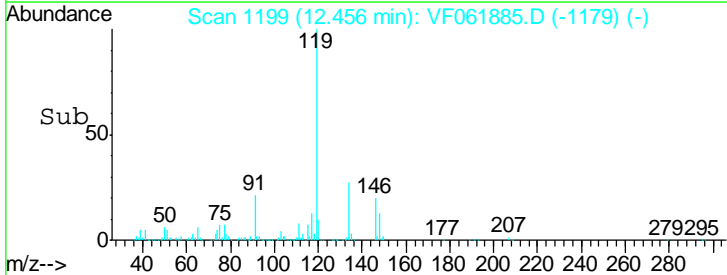
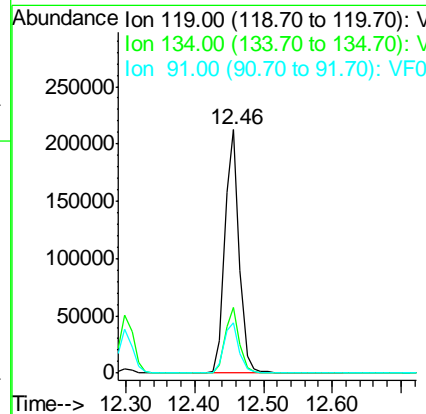
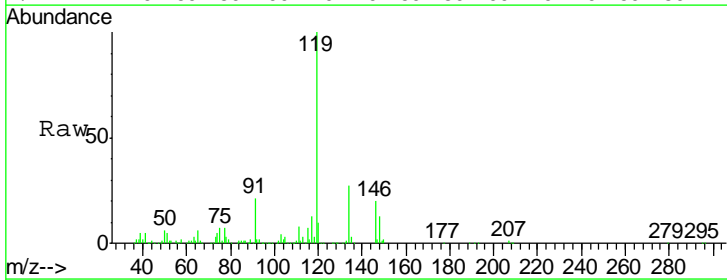
Manual Integrations  
 APPROVED

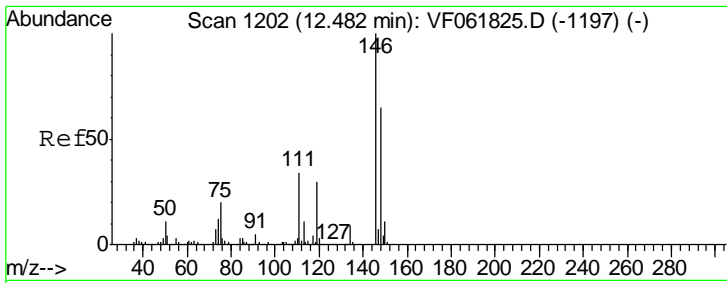
MMDadoda  
 3/12/2019 4:36:50 PM



#86  
 p-Isopropyltoluene  
 Concen: 22.134 ug/l  
 RT: 12.46 min Scan# 1199  
 Delta R.T. -0.01 min  
 Lab File: VF061885.D  
 Acq: 11 Mar 2019 13:07

Tgt Ion	Resp	Lower	Upper
119	100		
134	26.8	14.0	42.0
91	20.8	11.1	33.3





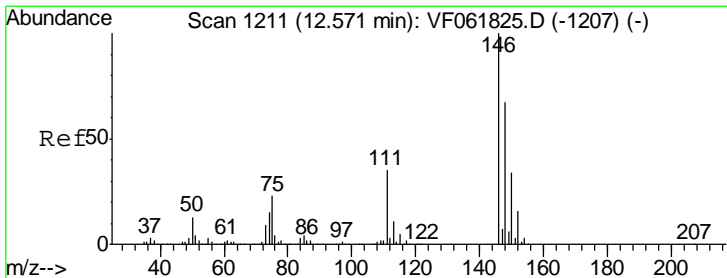
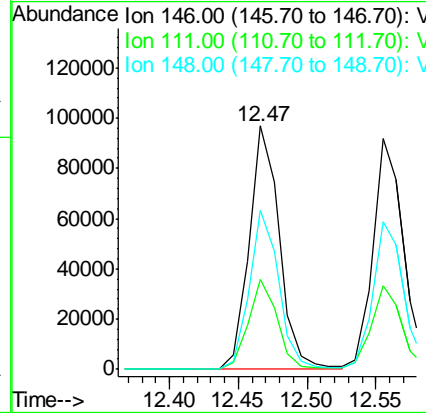
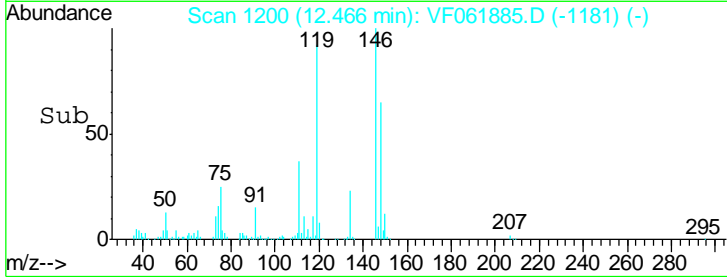
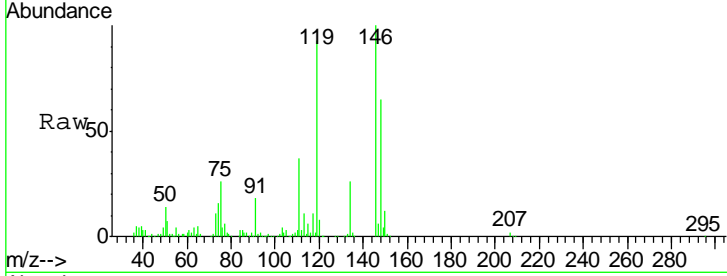
#87  
 1,3-Dichlorobenzene  
 Concen: 22.245 ug/l  
 RT: 12.47 min Scan# 1200  
 Delta R.T. -0.02 min  
 Lab File: VF061885.D  
 Acq: 11 Mar 2019 13:07

Instrument : MSVOA\_F  
 ClientSampled : VF0311SBS01

Tgt Ion	Resp	Lower	Upper
146	148888		
111	37.0	17.0	51.0
148	65.3	32.5	97.5

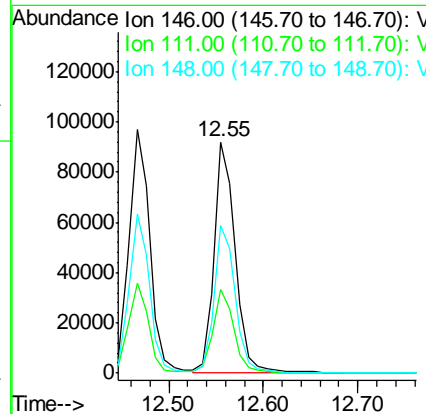
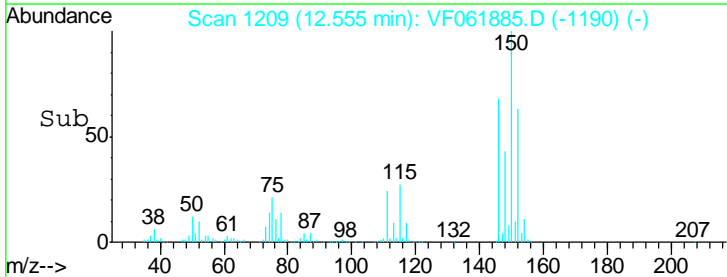
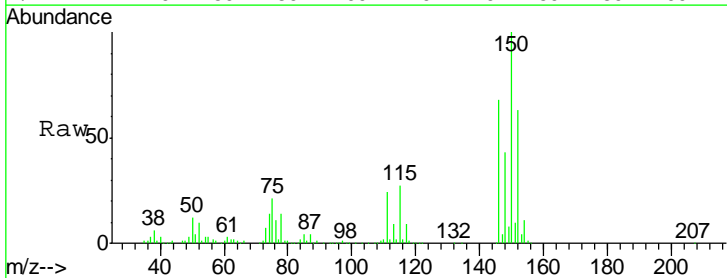
Manual Integrations  
 APPROVED

MMDadoda  
 3/12/2019 4:36:50 PM

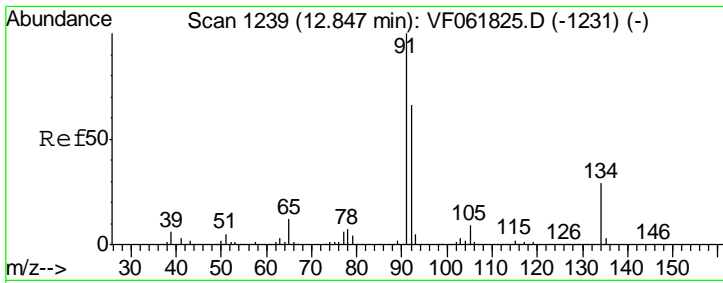


#88  
 1,4-Dichlorobenzene  
 Concen: 22.278 ug/l  
 RT: 12.55 min Scan# 1209  
 Delta R.T. -0.02 min  
 Lab File: VF061885.D  
 Acq: 11 Mar 2019 13:07

Tgt Ion	Resp	Lower	Upper
146	143832		
111	36.1	17.6	52.9
148	63.6	33.5	100.4







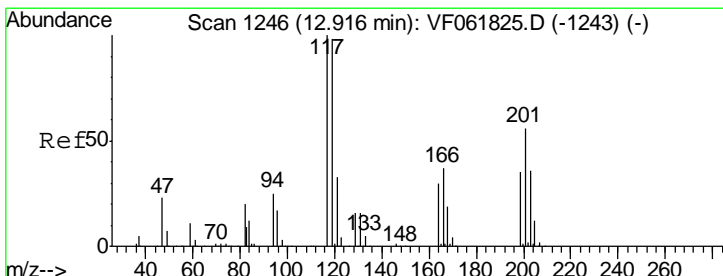
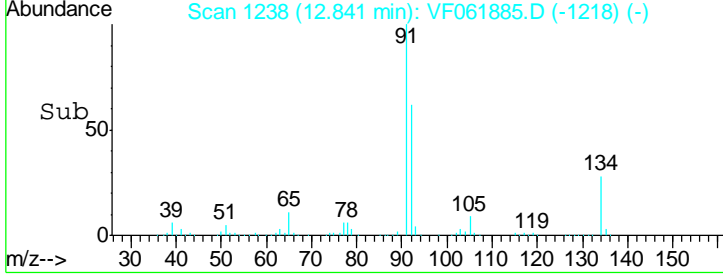
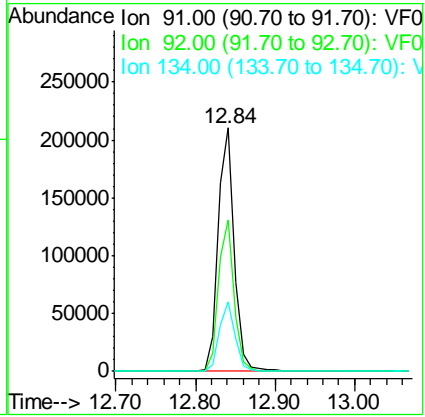
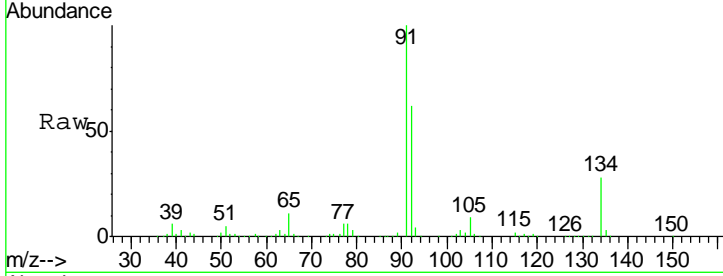
#89  
 n-Butylbenzene  
 Concen: 22.744 ug/l  
 RT: 12.84 min Scan# 1238  
 Delta R.T. -0.01 min  
 Lab File: VF061885.D  
 Acq: 11 Mar 2019 13:07

Instrument : MSVOA\_F  
 ClientSampled : VF0311SBS01

Tgt Ion	Resp	Lower	Upper
91	100		
92	62.0	32.9	98.6
134	28.3	14.5	43.6

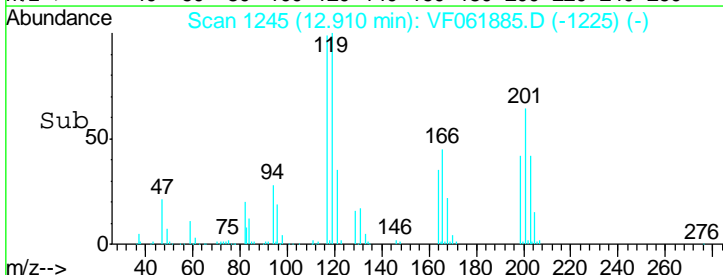
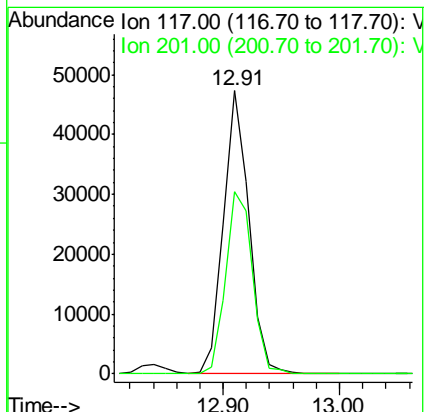
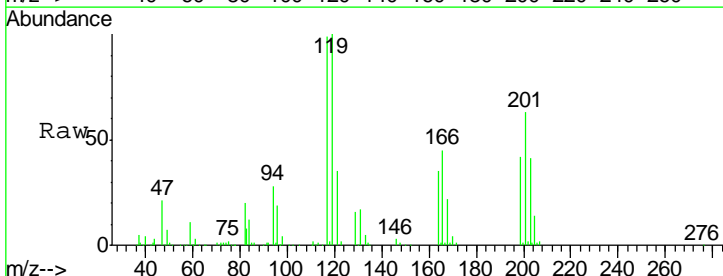
Manual Integrations  
 APPROVED

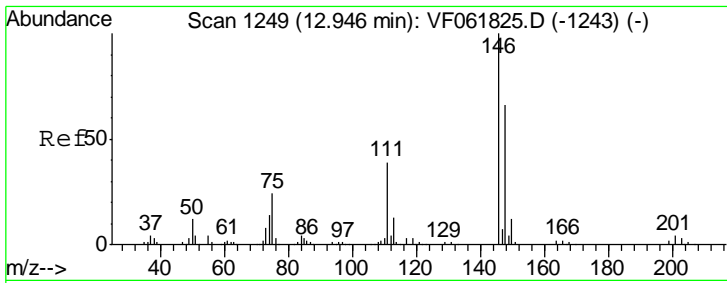
MMDadoda  
 3/12/2019 4:36:50 PM



#90  
 Hexachloroethane  
 Concen: 21.592 ug/l  
 RT: 12.91 min Scan# 1245  
 Delta R.T. -0.01 min  
 Lab File: VF061885.D  
 Acq: 11 Mar 2019 13:07

Tgt Ion	Resp	Lower	Upper
117	100		
201	64.2	27.8	83.4





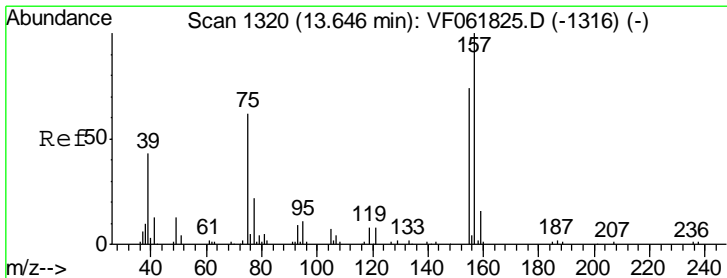
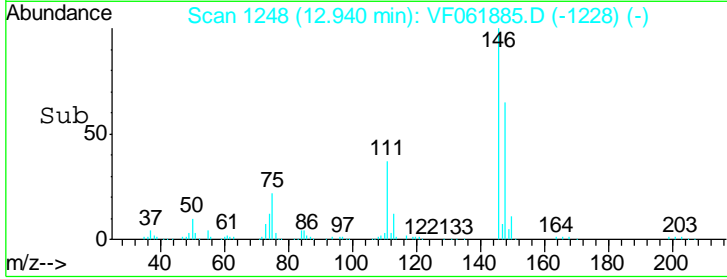
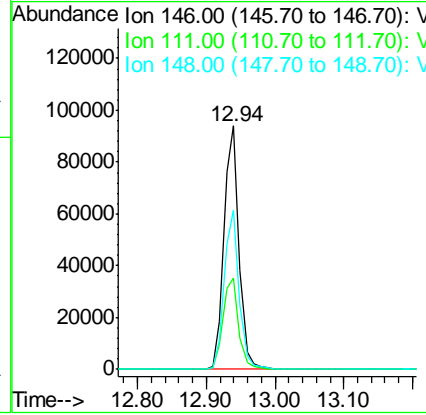
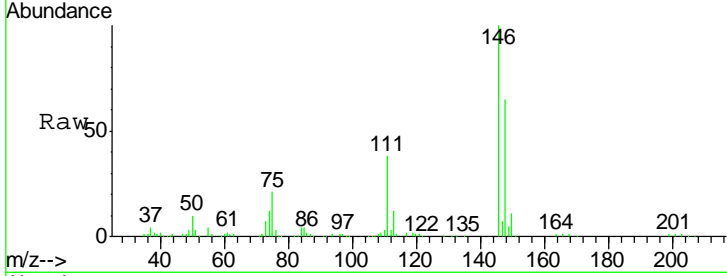
#91  
 1,2-Dichlorobenzene  
 Concen: 22.492 ug/l  
 RT: 12.94 min Scan# 1248  
 Delta R.T. -0.01 min  
 Lab File: VF061885.D  
 Acq: 11 Mar 2019 13:07

Instrument :  
 MSVOA\_F  
 ClientSampled :  
 VF0311SBS01

Tgt Ion	Resp	Lower	Upper
146	100		
111	37.5	19.4	58.4
148	65.1	33.0	98.9

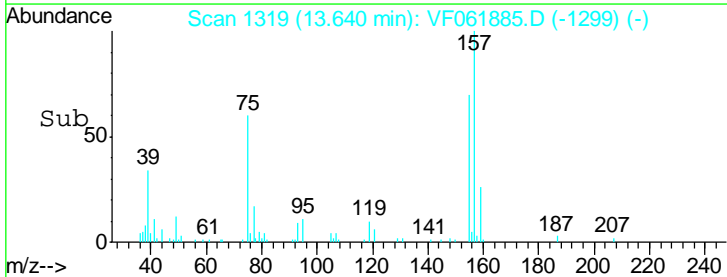
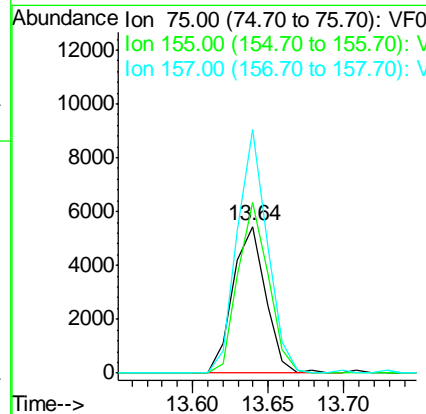
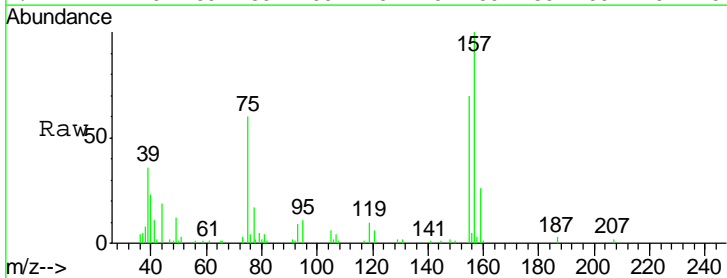
Manual Integrations  
 APPROVED

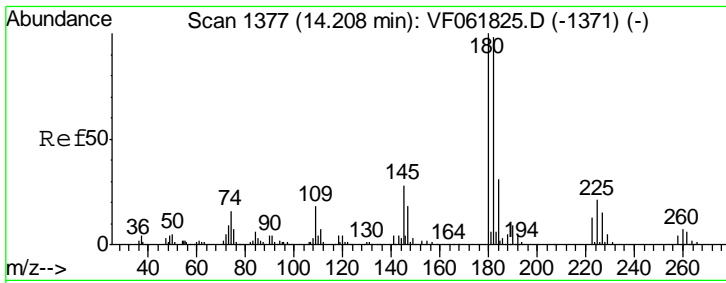
MMDadoda  
 3/12/2019 4:36:50 PM



#92  
 1,2-Dibromo-3-Chloropropane  
 Concen: 21.670 ug/l  
 RT: 13.64 min Scan# 1319  
 Delta R.T. -0.01 min  
 Lab File: VF061885.D  
 Acq: 11 Mar 2019 13:07

Tgt Ion	Resp	Lower	Upper
75	100		
155	116.0	59.8	179.4
157	166.0	81.2	243.4





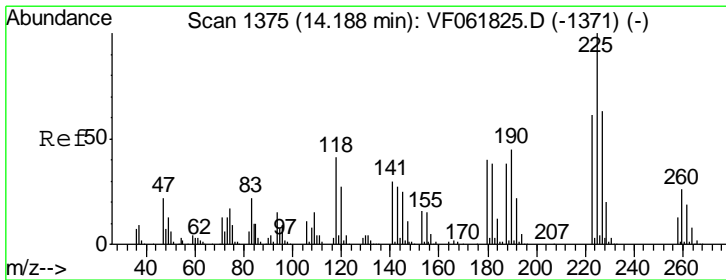
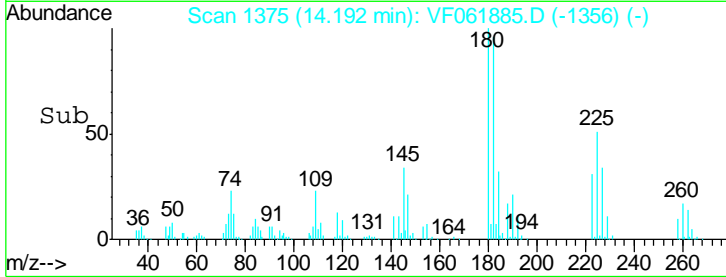
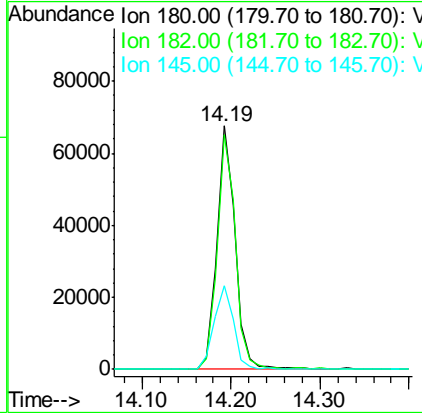
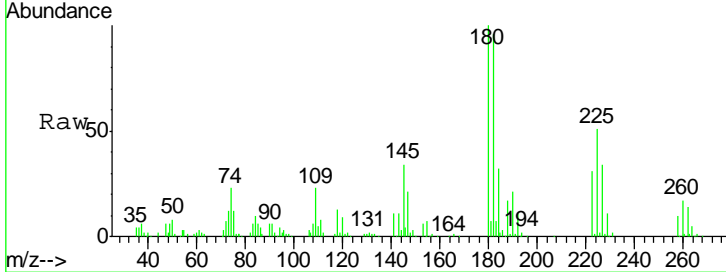
#93  
 1,2,4-Trichlorobenzene  
 Concen: 21.931 ug/l  
 RT: 14.19 min Scan# 1375  
 Delta R.T. -0.02 min  
 Lab File: VF061885.D  
 Acq: 11 Mar 2019 13:07

Instrument : MSVOA\_F  
 ClientSampled : VF0311SBS01

Tgt Ion	Resp	Lower	Upper
180	100		
182	96.3	49.0	147.2
145	34.5	14.1	42.4

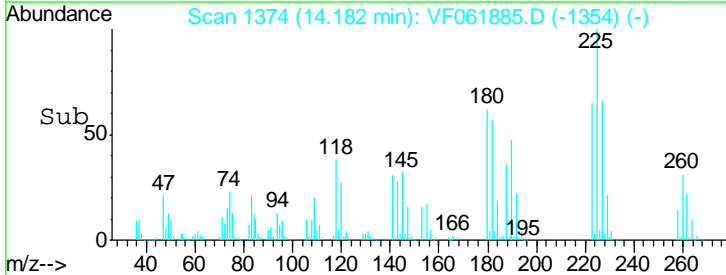
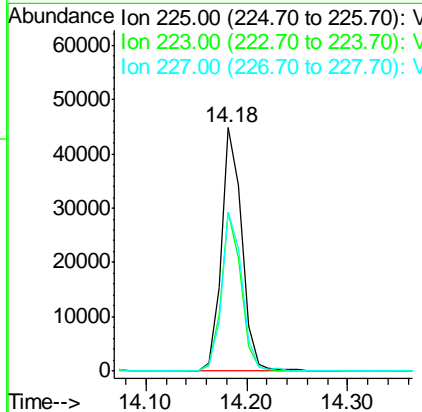
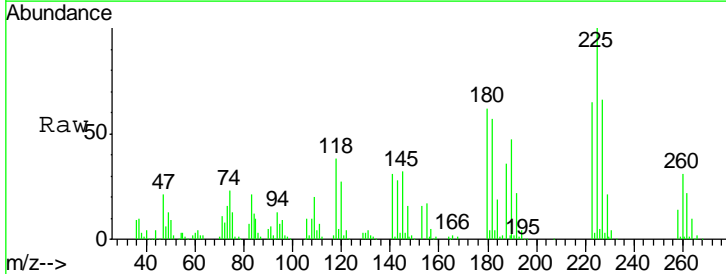
Manual Integrations  
 APPROVED

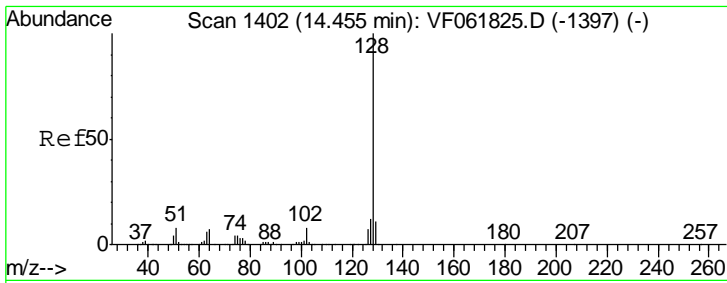
MMDadoda  
 3/12/2019 4:36:50 PM



#94  
 Hexachlorobutadiene  
 Concen: 20.549 ug/l  
 RT: 14.18 min Scan# 1374  
 Delta R.T. -0.01 min  
 Lab File: VF061885.D  
 Acq: 11 Mar 2019 13:07

Tgt Ion	Resp	Lower	Upper
225	100		
223	65.3	30.3	90.9
227	65.6	31.3	93.8



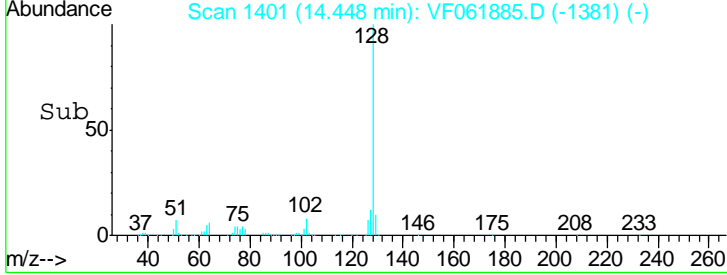
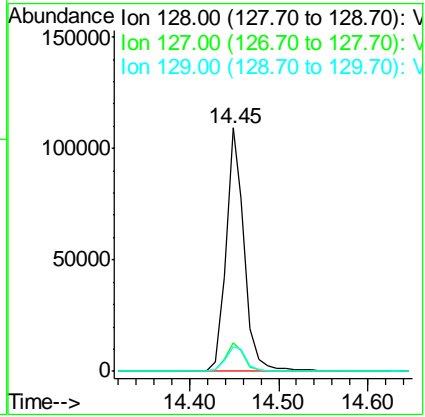
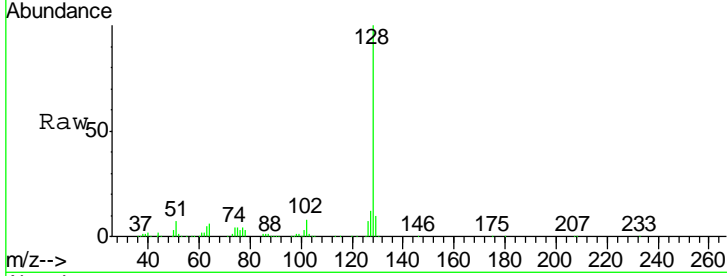


#95  
 Naphthalene  
 Concen: 19.836 ug/l  
 RT: 14.45 min Scan# 1401  
 Delta R.T. -0.01 min  
 Lab File: VF061885.D  
 Acq: 11 Mar 2019 13:07

Instrument : MSVOA\_F  
 ClientSampled : VF0311SBS01

Tgt Ion	Resp	Lower	Upper
128	157063		
127	11.8	9.3	13.9
129	10.3	8.8	13.2

Manual Integrations  
**APPROVED**  
 MMDadoda  
 3/12/2019 4:36:50 PM



#96  
 1,2,3-Trichlorobenzene  
 Concen: 21.425 ug/l  
 RT: 14.60 min Scan# 1416  
 Delta R.T. -0.01 min  
 Lab File: VF061885.D  
 Acq: 11 Mar 2019 13:07

Tgt Ion	Resp	Lower	Upper
180	87942		
182	92.3	50.2	150.7
145	30.5	17.5	52.5

