

Data Path : Z:\VOASRV\HPCHEM1\MSVOA\_F\DATA\VF100118\  
 Data File : VF060389.D  
 Acq On : 1 Oct 2018 18:14  
 Operator : VA/AP  
 Sample : VSTDIC020  
 Misc : 5.00/5mL/MSVOA\_F/SOIL  
 ALS Vial : 33 Sample Multiplier: 1

Instrument :  
 MSVOA\_F  
 ClientSampleId :  
 VSTDIC020

Quant Time: Oct 02 00:02:48 2018  
 Quant Method : Z:\VOASRV\HPCHEM1\MSVOA\_F\METHODS\82F100118S.M  
 Quant Title : SW846 8260  
 QLast Update : Tue Oct 02 00:00:09 2018  
 Response via : Initial Calibration

Internal Standards	R.T.	QIon	Response	Conc	Units	Dev(Min)
1) Pentafluorobenzene	5.02	168	248711	50.00	ug/l	0.00
34) 1,4-Difluorobenzene	5.74	114	395891	50.00	ug/l	0.00
63) Chlorobenzene-d5	9.90	117	362440	50.00	ug/l	0.00
72) 1,4-Dichlorobenzene-d4	12.62	152	207636	50.00	ug/l	0.00

System Monitoring Compounds	R.T.	QIon	Response	Conc	Units	Dev(Min)
33) 1,2-Dichloroethane-d4	5.00	65	74831	21.45	ug/l	0.00
Spiked Amount				50.000		
Recovery					=	42.90%
35) Dibromofluoromethane	4.27	113	74293	20.65	ug/l	0.00
Spiked Amount				50.000		
Recovery					=	41.30%
50) Toluene-d8	7.69	98	182355	19.74	ug/l	0.00
Spiked Amount				50.000		
Recovery					=	39.48%
62) 4-Bromofluorobenzene	11.49	95	83018	20.62	ug/l	0.00
Spiked Amount				50.000		
Recovery					=	41.24%

Target Compounds	R.T.	QIon	Response	Conc	Units	Qvalue
2) Dichlorodifluoromethane	0.99	85	144346	30.301	ug/l	94
3) Chloromethane	1.13	50	70982	20.512	ug/l	89
4) Vinyl Chloride	1.17	62	74613	21.056	ug/l	98
5) Bromomethane	1.37	94	59540	24.226	ug/l	83
6) Chloroethane	1.44	64	37960	22.357	ug/l	94
7) Trichlorofluoromethane	1.54	101	179282	26.056	ug/l	95
8) Diethyl Ether	1.69	74	22790	20.936	ug/l	92
9) 1,1,2-Trichlorotrifluoroet	1.89	101	80645	22.665	ug/l	96
10) Methyl Iodide	1.97	142	96698	17.020	ug/l	97
11) Tert butyl alcohol	2.67	59	19908	89.173	ug/l #	76
12) 1,1-Dichloroethene	1.85	96	66290	22.985	ug/l	94
13) Acrolein	2.08	56	19665	153.893	ug/l	95
14) Allyl chloride	2.18	41	88391	17.733	ug/l	91
15) Acrylonitrile	3.05	53	42441	90.724	ug/l	93
16) Acetone	2.33	43	96366	102.930	ug/l	95
17) Carbon Disulfide	1.89	76	196807	22.190	ug/l #	92
18) Methyl Acetate	2.44	43	29988	18.688	ug/l	94
19) Methyl tert-butyl Ether	2.52	73	154353	21.319	ug/l	97
20) Methylene Chloride	2.27	84	25908	7.674	ug/l #	94
21) trans-1,2-Dichloroethene	2.39	96	60642	20.253	ug/l	87
22) Diisopropyl ether	2.91	45	183532	19.680	ug/l #	96
23) Vinyl Acetate	3.31	43	347774	94.481	ug/l	100
24) 1,1-Dichloroethane	2.99	63	129142	20.995	ug/l	99
25) 2-Butanone	4.48	43	102517	84.164	ug/l	100
26) 2,2-Dichloropropane	3.73	77	69636	20.070	ug/l	92
27) cis-1,2-Dichloroethene	3.61	96	72993	19.149	ug/l	99
28) Bromochloromethane	3.86	49	45603	19.047	ug/l	100
29) Tetrahydrofuran	4.23	42	37154	81.151	ug/l	99
30) Chloroform	4.01	83	150670	20.418	ug/l	94
31) Cyclohexane	3.84	56	54200	10.675	ug/l	92
32) 1,1,1-Trichloroethane	4.25	97	117128	19.809	ug/l	96
36) 1,1-Dichloropropene	4.43	75	107885	21.669	ug/l	95
37) Ethyl Acetate	4.26	43	36877	17.926	ug/l #	95
38) Carbon Tetrachloride	4.14	117	120960	21.583	ug/l	95

Data Path : Z:\VOASRV\HPCHEM1\MSVOA\_F\DATA\VF100118\  
 Data File : VF060389.D  
 Acq On : 1 Oct 2018 18:14  
 Operator : VA/AP  
 Sample : VSTDIC020  
 Misc : 5.00/5mL/MSVOA\_F/SOIL  
 ALS Vial : 33 Sample Multiplier: 1

Instrument :  
 MSVOA\_F  
 ClientSampleId :  
 VSTDIC020

Quant Time: Oct 02 00:02:48 2018  
 Quant Method : Z:\VOASRV\HPCHEM1\MSVOA\_F\METHODS\82F100118S.M  
 Quant Title : SW846 8260  
 QLast Update : Tue Oct 02 00:00:09 2018  
 Response via : Initial Calibration

Internal Standards	R.T.	QIon	Response	Conc	Units	Dev(Min)
39) Methylcyclohexane	5.60	83	107278	20.506	ug/l	90
40) Benzene	4.78	78	210758	19.247	ug/l	99
41) Methacrylonitrile	4.90	41	18842	17.074	ug/l #	92
42) 1,2-Dichloroethane	5.10	62	99112	23.379	ug/l	97
43) Isopropyl Acetate	7.09	43	40442	16.313	ug/l #	89
44) Trichloroethene	5.65	130	68697	20.942	ug/l	92
45) 1,2-Dichloropropane	6.38	63	52597	18.437	ug/l	92
46) Dibromomethane	6.23	93	43372	20.812	ug/l	94
47) Bromodichloromethane	6.52	83	111709	22.198	ug/l	93
48) Methyl methacrylate	6.85	41	32396	18.372	ug/l	93
49) 1,4-Dioxane	6.85	88	5734	367.444	ug/l #	69
51) 4-Methyl-2-Pentanone	8.38	43	155167	83.375	ug/l	99
52) Toluene	7.76	92	137685	19.704	ug/l	99
53) t-1,3-Dichloropropene	8.40	75	78746	19.629	ug/l	100
54) cis-1,3-Dichloropropene	7.43	75	96020	19.075	ug/l	99
55) 1,1,2-Trichloroethane	8.61	97	40716	19.204	ug/l #	86
56) Ethyl methacrylate	8.73	69	43673	17.037	ug/l	98
57) 1,3-Dichloropropane	8.98	76	68976	19.564	ug/l	94
58) 2-Chloroethyl Vinyl ether	7.76	63	28556	122.901	ug/l	100
59) 2-Hexanone	9.61	43	115968	88.125	ug/l	99
60) Dibromochloromethane	8.84	129	65000	20.342	ug/l	97
61) 1,2-Dibromoethane	9.12	107	46495	19.475	ug/l	98
64) Tetrachloroethene	8.28	164	59841	18.495	ug/l	97
65) Chlorobenzene	9.92	112	152596	18.786	ug/l	98
66) 1,1,1,2-Tetrachloroethane	10.04	131	70129	20.503	ug/l	98
67) Ethyl Benzene	10.01	91	295032	19.556	ug/l	97
68) m/p-Xylenes	10.24	106	203751	39.127	ug/l	94
69) o-Xylene	10.81	106	111913	19.203	ug/l	88
70) Styrene	10.88	104	156236	19.060	ug/l	99
71) Bromoform	10.87	173	34413	18.448	ug/l	89
73) Isopropylbenzene	11.21	105	352075	19.207	ug/l	97
74) N-amyl acetate	11.44	43	70961	17.869	ug/l	95
75) 1,1,2,2-Tetrachloroethane	11.77	83	61708	18.964	ug/l	87
76) 1,2,3-Trichloropropane	11.87	75	43159	18.333	ug/l	94
77) Bromobenzene	11.58	156	73324	18.515	ug/l	87
78) n-propylbenzene	11.67	91	413954	19.017	ug/l	97
79) 2-Chlorotoluene	11.80	91	251087	20.002	ug/l	92
80) 1,3,5-Trimethylbenzene	11.90	105	300629	20.277	ug/l	96
81) trans-1,4-Dichloro-2-buten	11.94	75	26628	21.678	ug/l #	86
82) 4-Chlorotoluene	11.98	91	237102	18.881	ug/l	99
83) tert-Butylbenzene	12.20	119	298602	19.811	ug/l	93
84) 1,2,4-Trimethylbenzene	12.27	105	293848	19.412	ug/l	94
85) sec-Butylbenzene	12.37	105	391546	18.865	ug/l	99
86) p-Isopropyltoluene	12.53	119	330950	20.035	ug/l	97
87) 1,3-Dichlorobenzene	12.54	146	137719	18.521	ug/l	97
88) 1,4-Dichlorobenzene	12.63	146	140243	19.162	ug/l	96
89) n-Butylbenzene	12.90	91	348450	19.807	ug/l	95
90) Hexachloroethane	12.98	117	85415	20.134	ug/l	79
91) 1,2-Dichlorobenzene	13.00	146	133864	18.807	ug/l	94
92) 1,2-Dibromo-3-Chloropropan	13.70	75	11427	18.547	ug/l	96

Data Path : Z:\VOASRV\HPCHEM1\MSVOA\_F\DATA\VF100118\  
Data File : VF060389.D  
Acq On : 1 Oct 2018 18:14  
Operator : VA/AP  
Sample : VSTDICC020  
Misc : 5.00/5mL/MSVOA\_F/SOIL  
ALS Vial : 33 Sample Multiplier: 1

Instrument :  
MSVOA\_F  
ClientSampleId :  
VSTDICC020

Quant Time: Oct 02 00:02:48 2018  
Quant Method : Z:\VOASRV\HPCHEM1\MSVOA\_F\METHODS\82F100118S.M  
Quant Title : SW846 8260  
QLast Update : Tue Oct 02 00:00:09 2018  
Response via : Initial Calibration

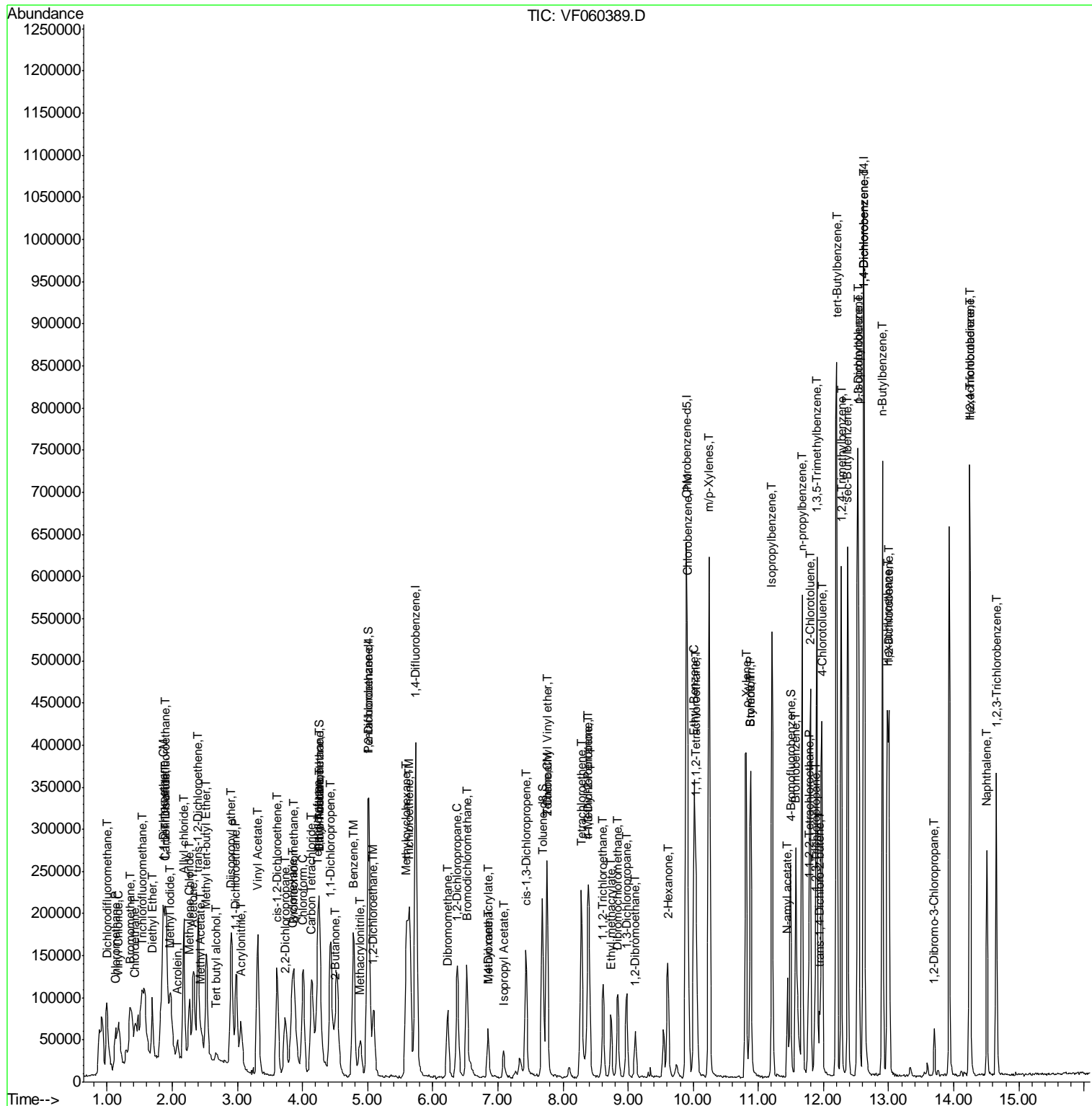
Internal Standards	R.T.	QIon	Response	Conc	Units	Dev(Min)
93) 1,2,4-Trichlorobenzene	14.25	180	101680	19.568	ug/l	98
94) Hexachlorobutadiene	14.24	225	73379	20.910	ug/l	98
95) Naphthalene	14.51	128	173775	18.936	ug/l	97
96) 1,2,3-Trichlorobenzene	14.66	180	97424	20.333	ug/l	95

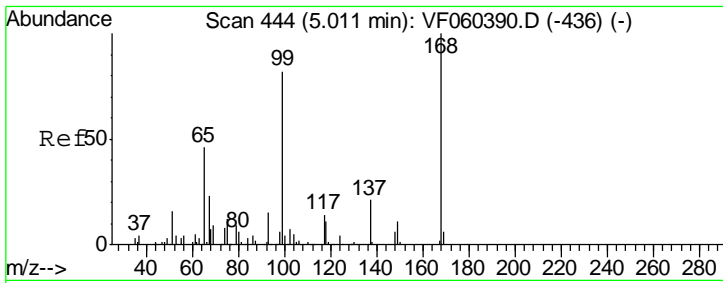
(#) = qualifier out of range (m) = manual integration (+) = signals summed

Data Path : Z:\VOASRV\HPCHEM1\MSVOA\_F\DATA\VF100118\  
 Data File : VF060389.D  
 Acq On : 1 Oct 2018 18:14  
 Operator : VA/AP  
 Sample : VSTDIC020  
 Misc : 5.00/5mL/MSVOA\_F/SOIL  
 ALS Vial : 33 Sample Multiplier: 1

Instrument :  
 MSVOA\_F  
 Client Sampled :  
 VSTDIC020

Quant Time: Oct 02 00:02:48 2018  
 Quant Method : Z:\VOASRV\HPCHEM1\MSVOA\_F\METHODS\82F100118S.M  
 Quant Title : SW846 8260  
 QLast Update : Tue Oct 02 00:00:09 2018  
 Response via : Initial Calibration

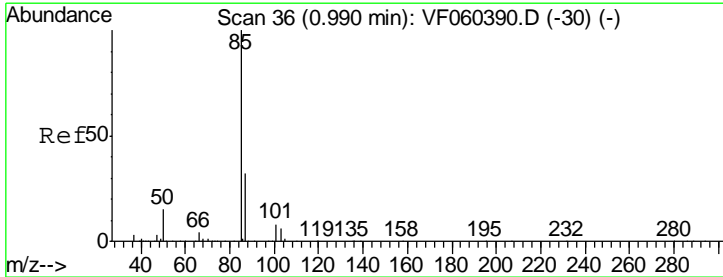
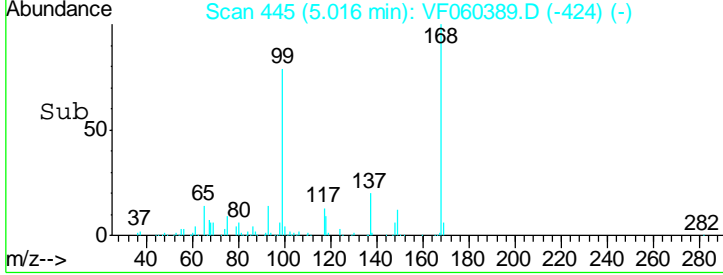
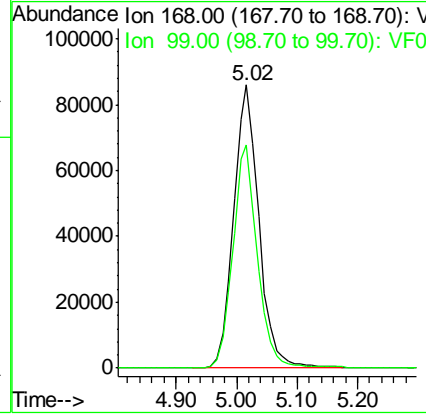
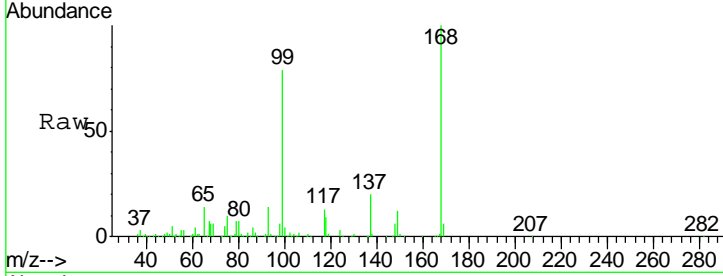




#1  
 Pentafluorobenzene  
 Concen: 50.000 ug/l  
 RT: 5.02 min Scan# 445  
 Delta R.T. 0.00 min  
 Lab File: VF060389.D  
 Acq: 1 Oct 2018 18:14

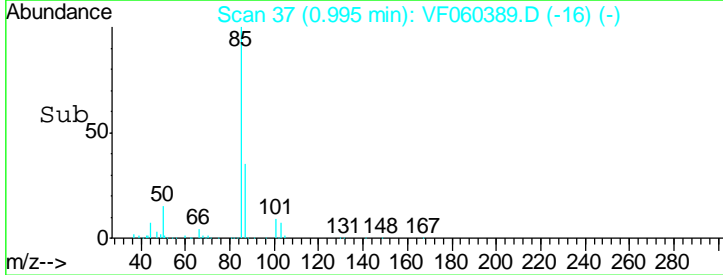
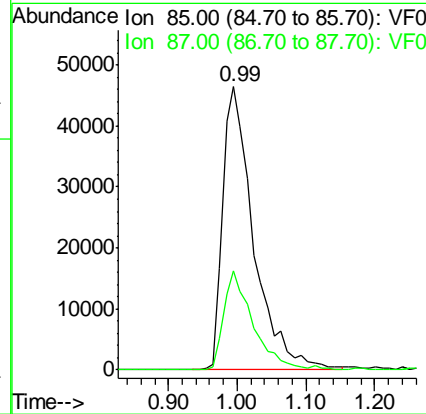
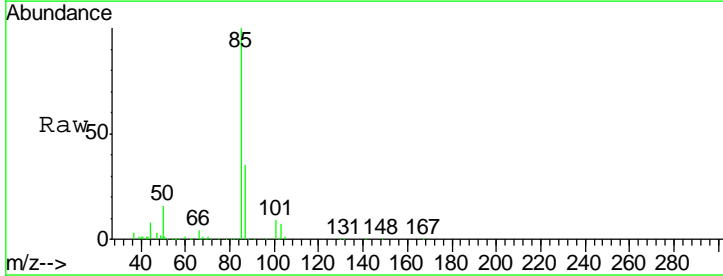
Instrument :  
 MSVOA\_F  
 ClientSampled :  
 VSTDIC020

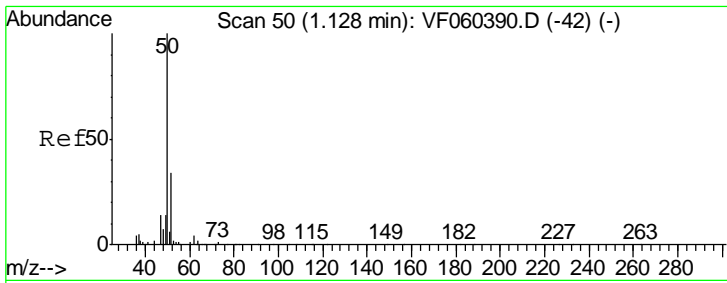
Tgt Ion	Resp	Lower	Upper
168	100		
99	78.8	65.3	97.9



#2  
 Dichlorodifluoromethane  
 Concen: 30.301 ug/l  
 RT: 0.99 min Scan# 37  
 Delta R.T. 0.00 min  
 Lab File: VF060389.D  
 Acq: 1 Oct 2018 18:14

Tgt Ion	Resp	Lower	Upper
85	100		
87	34.8	15.9	47.6


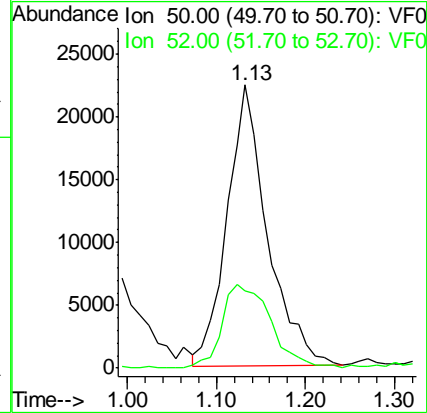





#3  
 Chloromethane  
 Concen: 20.512 ug/l  
 RT: 1.13 min Scan# 51  
 Delta R.T. 0.00 min  
 Lab File: VF060389.D  
 Acq: 1 Oct 2018 18:14

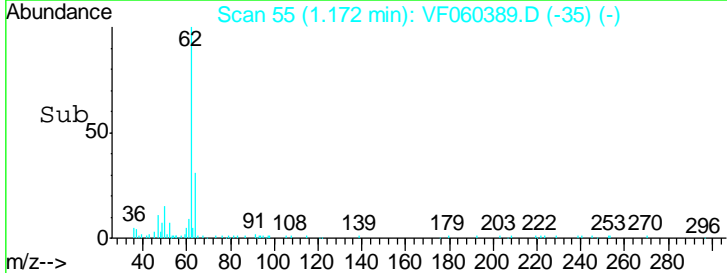

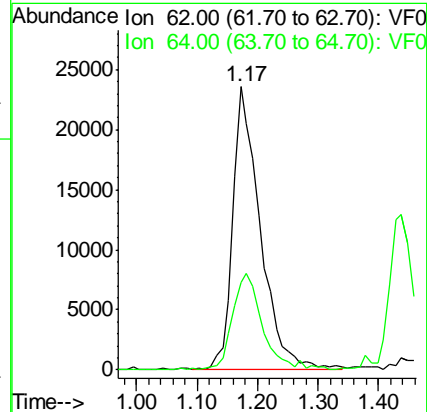
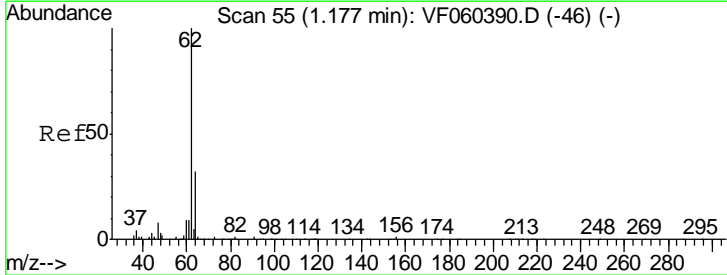
**Instrument :**  
 MSVOA\_F  
**ClientSampled :**  
 VSTDIC020

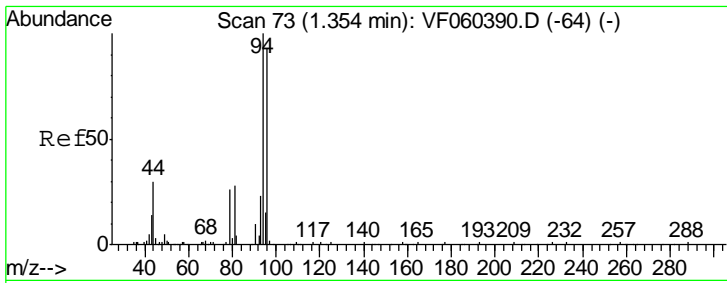
Tgt Ion: 50 Resp: 70982  
 Ion Ratio Lower Upper  
 50 100  
 52 27.5 26.9 40.3



#4  
 Vinyl Chloride  
 Concen: 21.056 ug/l  
 RT: 1.17 min Scan# 55  
 Delta R.T. -0.00 min  
 Lab File: VF060389.D  
 Acq: 1 Oct 2018 18:14

Tgt Ion: 62 Resp: 74613  
 Ion Ratio Lower Upper  
 62 100  
 64 30.8 25.8 38.6

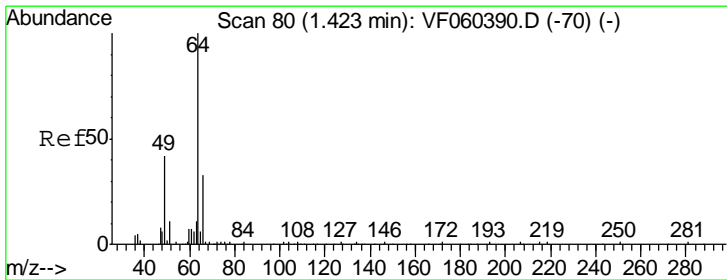
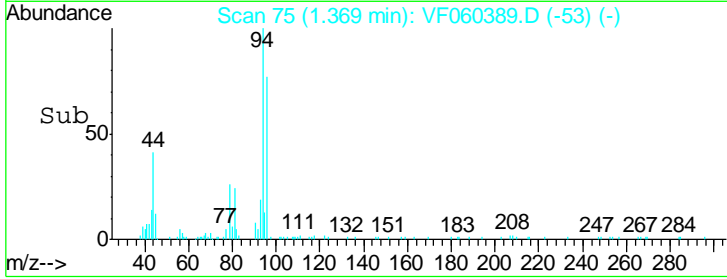
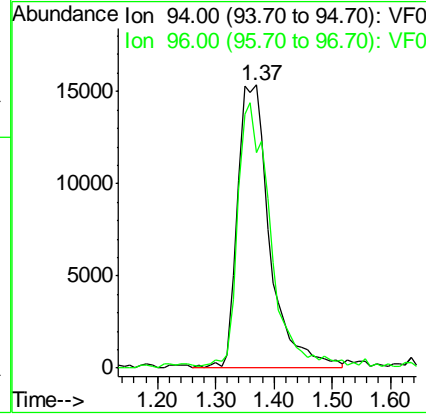
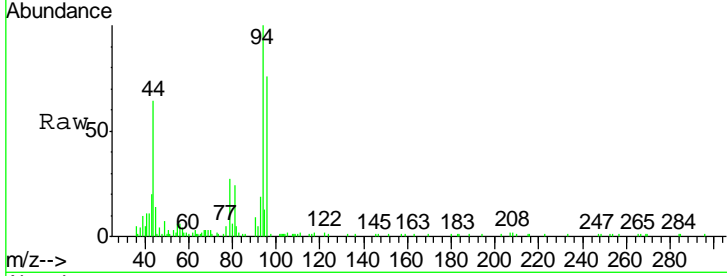




#5  
 Bromomethane  
 Concen: 24.226 ug/l  
 RT: 1.37 min Scan# 75  
 Delta R.T. 0.01 min  
 Lab File: VF060389.D  
 Acq: 1 Oct 2018 18:14


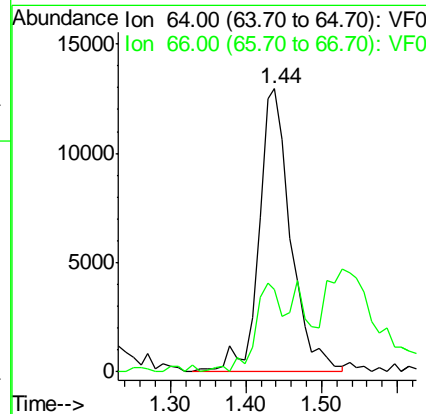
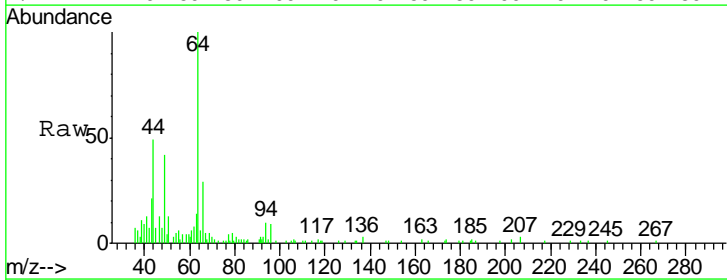
Instrument :  
 MSVOA\_F  
 ClientSampled :  
 VSTDIC020

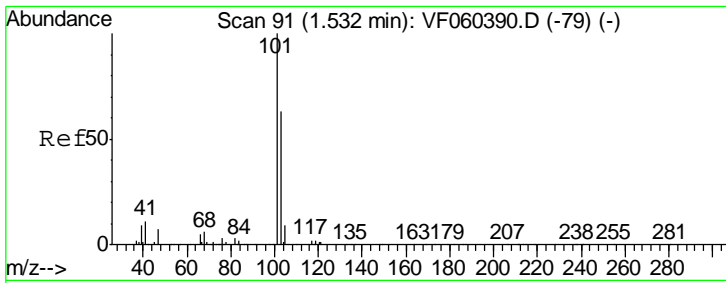
Tgt Ion: 94 Resp: 59540  
 Ion Ratio Lower Upper  
 94 100  
 96 76.3 74.3 111.5



#6  
 Chloroethane  
 Concen: 22.357 ug/l  
 RT: 1.44 min Scan# 82  
 Delta R.T. 0.01 min  
 Lab File: VF060389.D  
 Acq: 1 Oct 2018 18:14

Tgt Ion: 64 Resp: 37960  
 Ion Ratio Lower Upper  
 64 100  
 66 29.3 26.3 39.5

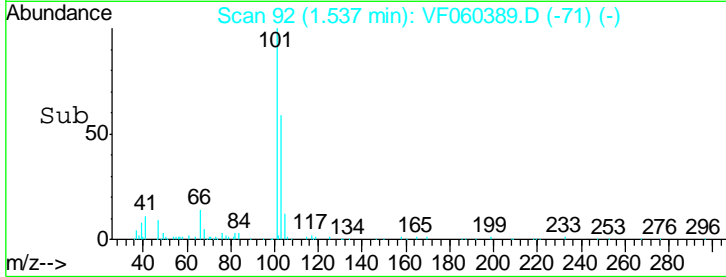
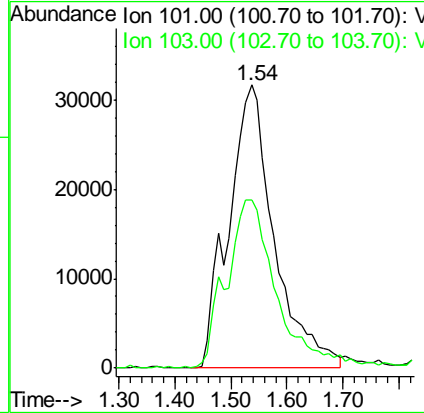
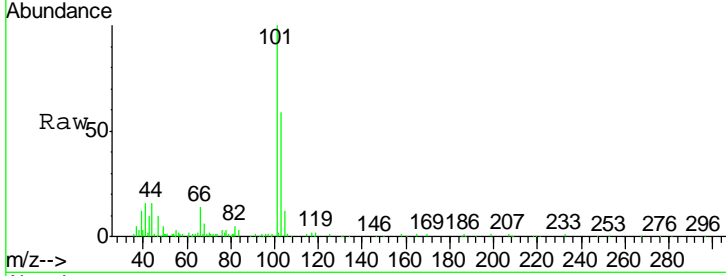




#7  
 Trichlorofluoromethane  
 Concen: 26.056 ug/l  
 RT: 1.54 min Scan# 92  
 Delta R.T. 0.00 min  
 Lab File: VF060389.D  
 Acq: 1 Oct 2018 18:14



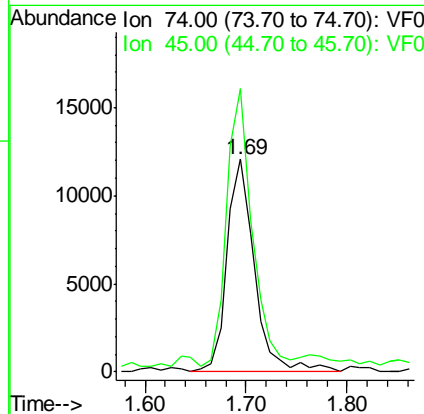
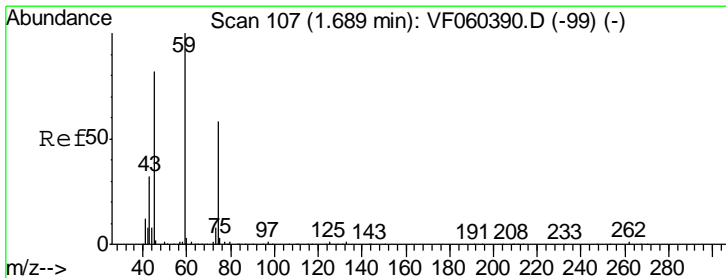
Instrument : MSVOA\_F  
 ClientSampled : VSTDIC020

Tgt Ion: 101 Resp: 179282  
 Ion Ratio Lower Upper  
 101 100  
 103 59.5 51.0 76.4

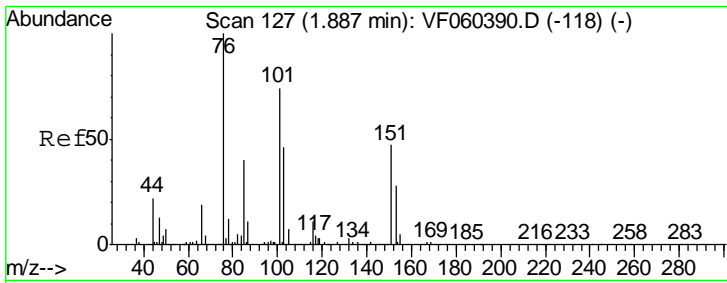


#8  
 Diethyl Ether  
 Concen: 20.936 ug/l  
 RT: 1.69 min Scan# 108  
 Delta R.T. 0.01 min  
 Lab File: VF060389.D  
 Acq: 1 Oct 2018 18:14

Tgt Ion: 74 Resp: 22790  
 Ion Ratio Lower Upper  
 74 100  
 45 133.0 71.3 213.8



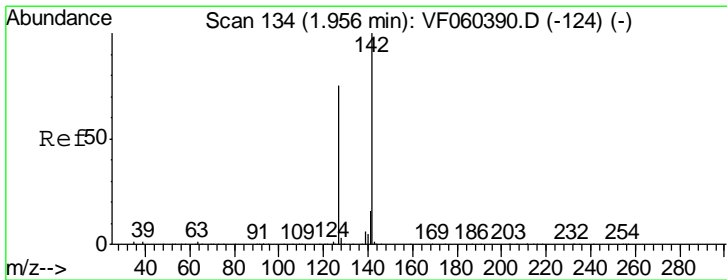
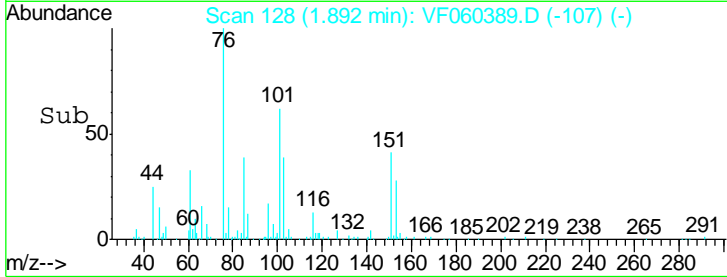
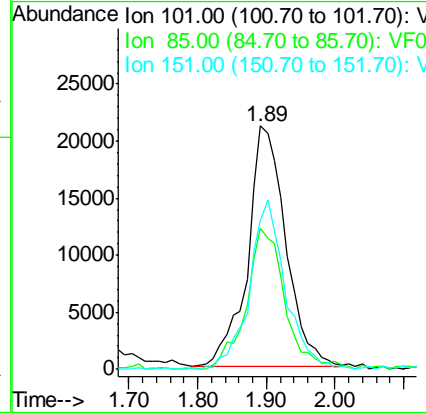
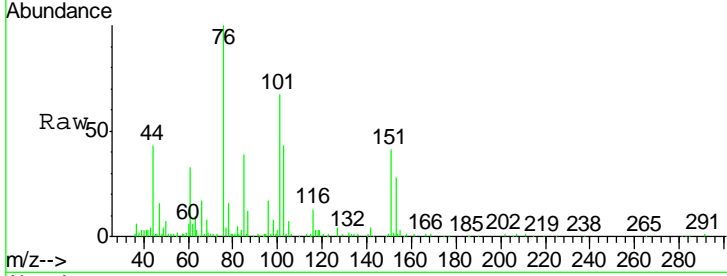




#9  
 1,1,2-Trichlorotrifluoroethane  
 Concen: 22.665 ug/l  
 RT: 1.89 min Scan# 128  
 Delta R.T. 0.00 min  
 Lab File: VF060389.D  
 Acq: 1 Oct 2018 18:14

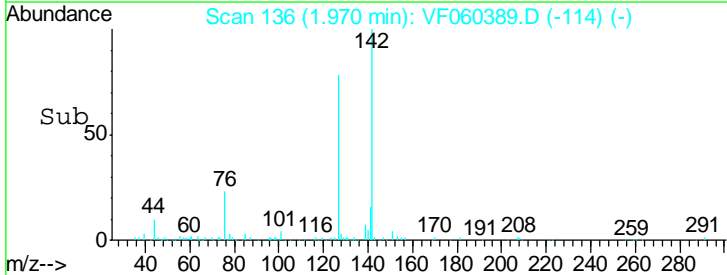
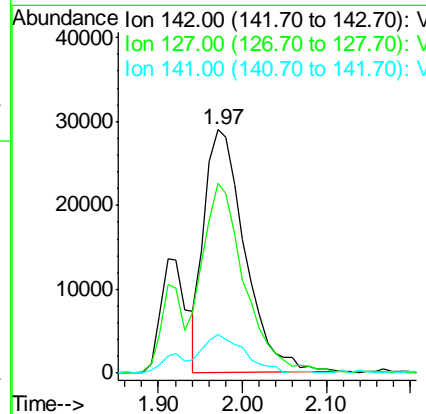
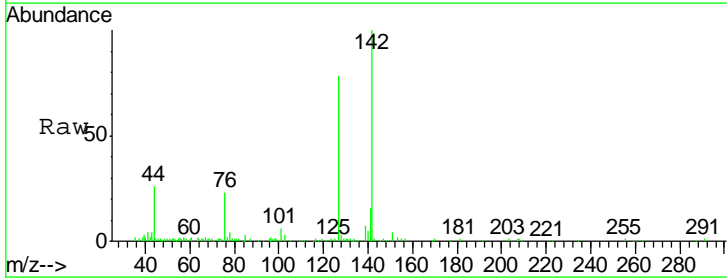
Instrument :  
 MSVOA\_F  
 ClientSampled :  
 VSTDIC020

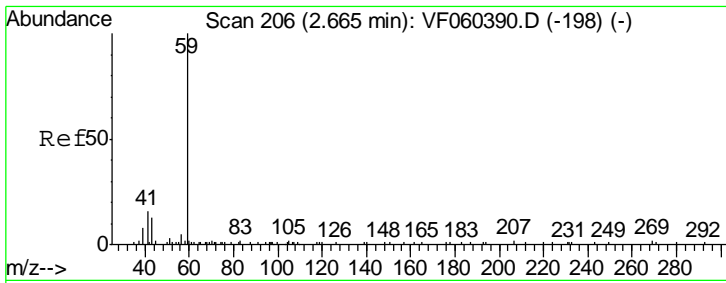
Tgt Ion	Resp	Lower	Upper
101	80645		
85	58.2	42.5	63.7
151	61.1	49.8	74.8



#10  
 Methyl Iodide  
 Concen: 17.020 ug/l  
 RT: 1.97 min Scan# 136  
 Delta R.T. 0.01 min  
 Lab File: VF060389.D  
 Acq: 1 Oct 2018 18:14

Tgt Ion	Resp	Lower	Upper
142	96698		
127	77.5	60.2	90.2
141	15.7	13.1	19.7

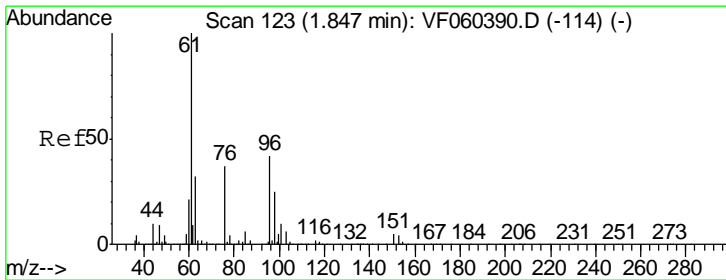
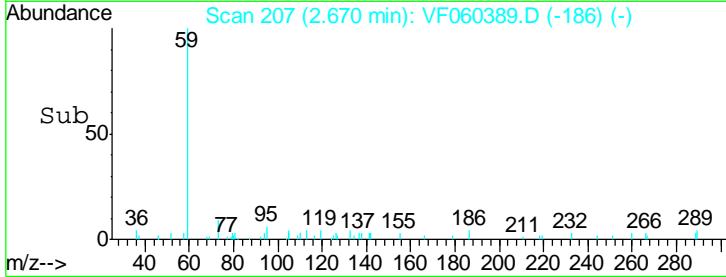
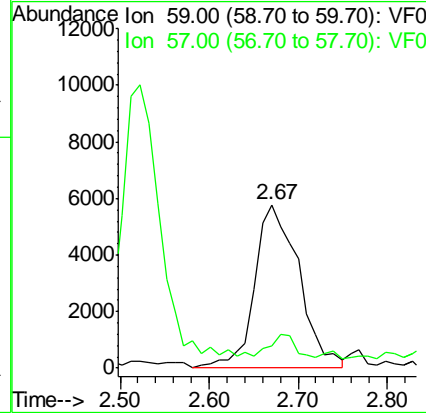





#11  
 Tert butyl alcohol  
 Concen: 89.173 ug/l  
 RT: 2.67 min Scan# 207  
 Delta R.T. 0.00 min  
 Lab File: VF060389.D  
 Acq: 1 Oct 2018 18:14

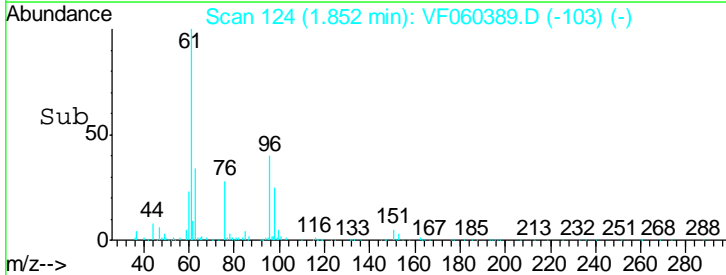
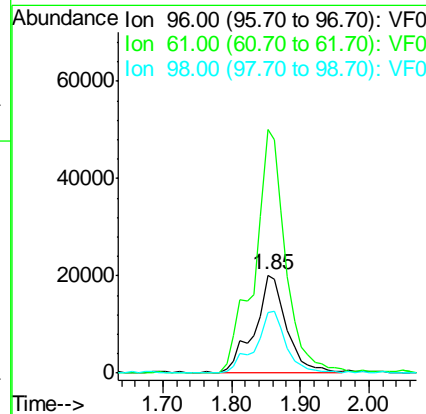
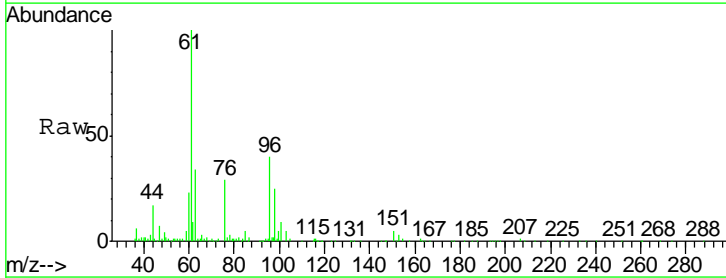
Instrument :  
 MSVOA\_F  
 ClientSampleId :  
 VSTDIC020

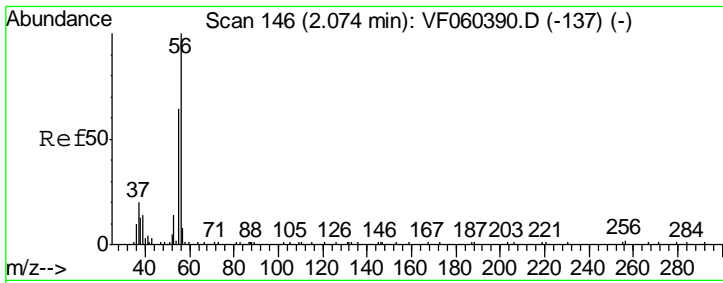
Tgt Ion: 59 Resp: 19908  
 Ion Ratio Lower Upper  
 59 100  
 57 16.5 6.5 9.7#



#12  
 1,1-Dichloroethene  
 Concen: 22.985 ug/l  
 RT: 1.85 min Scan# 124  
 Delta R.T. 0.01 min  
 Lab File: VF060389.D  
 Acq: 1 Oct 2018 18:14

Tgt Ion: 96 Resp: 66290  
 Ion Ratio Lower Upper  
 96 100  
 61 248.2 189.4 284.0  
 98 62.0 47.8 71.6

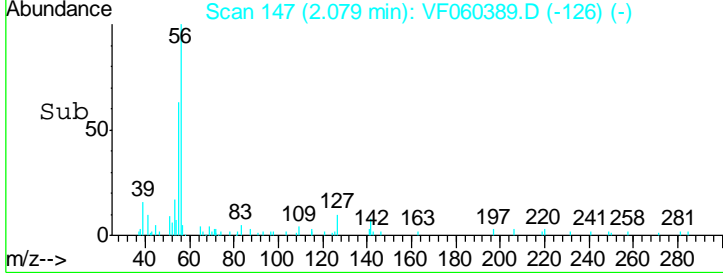
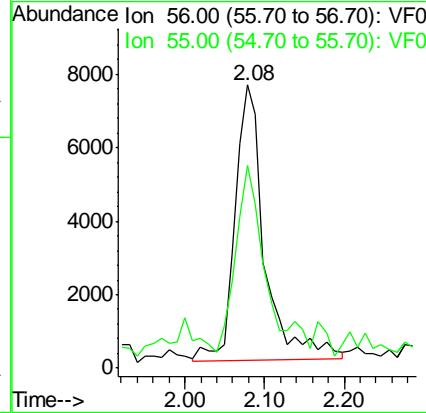
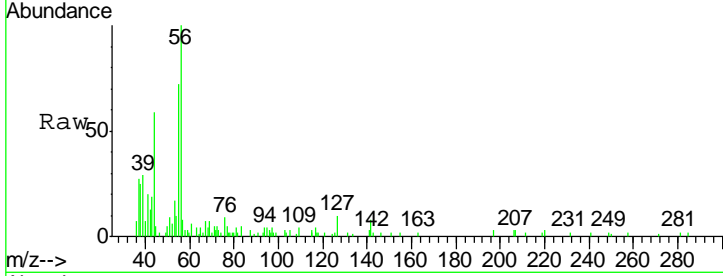




#13  
 Acrolein  
 Concen: 153.893 ug/l  
 RT: 2.08 min Scan# 147  
 Delta R.T. 0.00 min  
 Lab File: VF060389.D  
 Acq: 1 Oct 2018 18:14



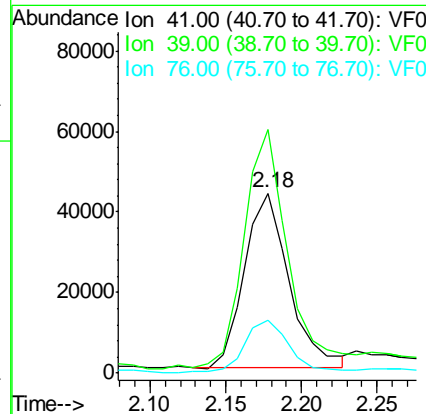
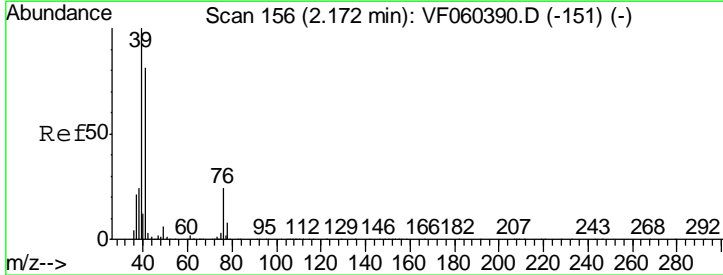
Instrument :  
 MSVOA\_F  
 ClientSampled :  
 VSTDIC020


Tgt Ion: 56 Resp: 19665  
 Ion Ratio Lower Upper  
 56 100  
 55 71.8 53.9 80.9



#14  
 Allyl chloride  
 Concen: 17.733 ug/l  
 RT: 2.18 min Scan# 157  
 Delta R.T. 0.00 min  
 Lab File: VF060389.D  
 Acq: 1 Oct 2018 18:14

Tgt Ion: 41 Resp: 88391  
 Ion Ratio Lower Upper  
 41 100  
 39 135.2 98.3 147.5  
 76 29.4 23.9 35.9

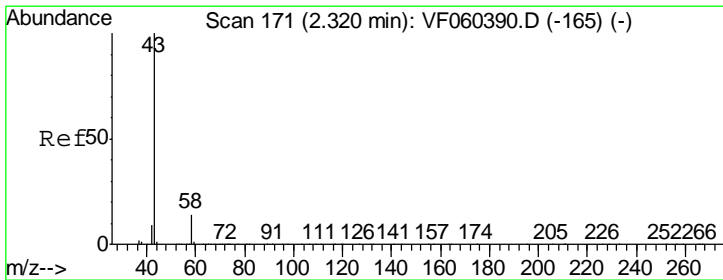

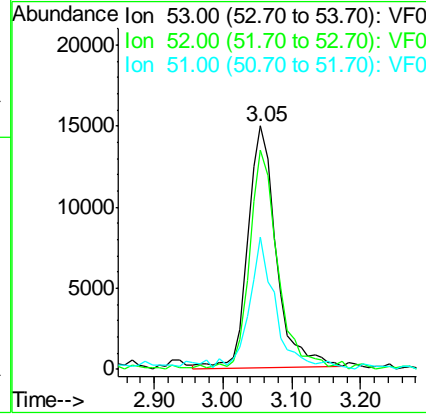
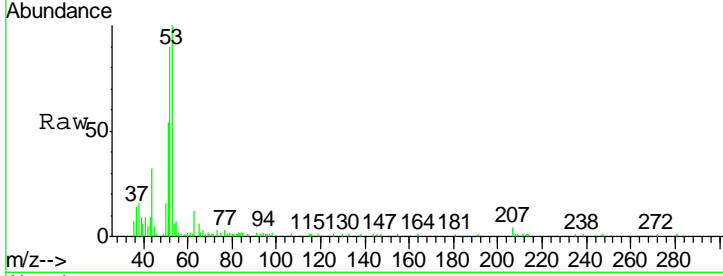




#15  
 Acrylonitrile  
 Concen: 90.724 ug/l  
 RT: 3.05 min Scan# 246  
 Delta R.T. 0.00 min  
 Lab File: VF060389.D  
 Acq: 1 Oct 2018 18:14

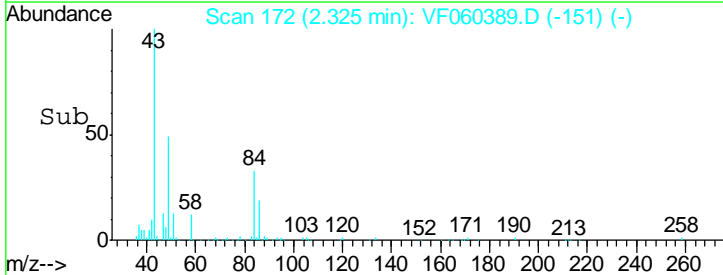
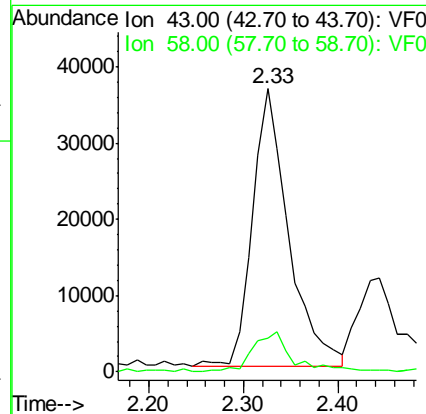
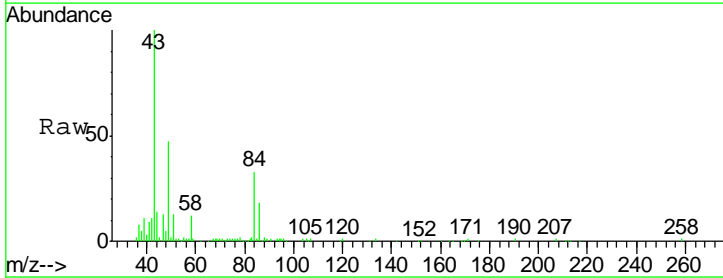
Instrument :  
 MSVOA\_F  
 ClientSampleId :  
 VSTDIC020

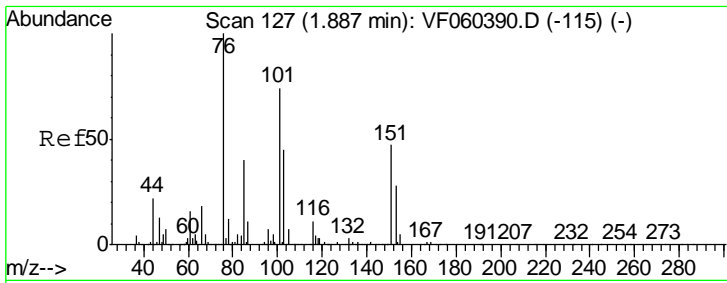
Tgt Ion	Resp	Lower	Upper
53	100		
52	90.2	66.0	99.0
51	54.4	45.6	68.4



#16  
 Acetone  
 Concen: 102.930 ug/l  
 RT: 2.33 min Scan# 172  
 Delta R.T. 0.00 min  
 Lab File: VF060389.D  
 Acq: 1 Oct 2018 18:14

Tgt Ion	Resp	Lower	Upper
43	100		
58	11.8	11.2	16.8

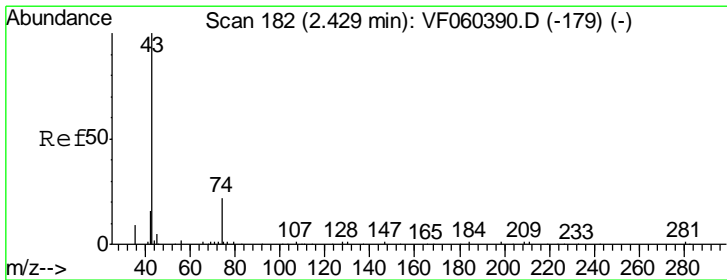
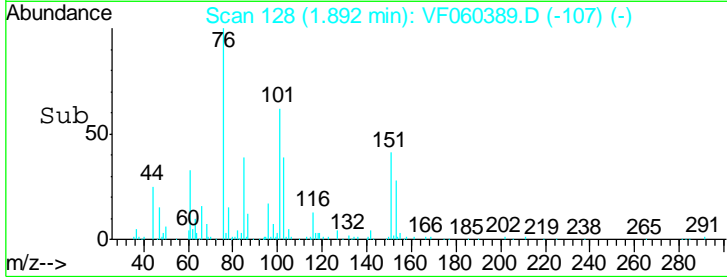
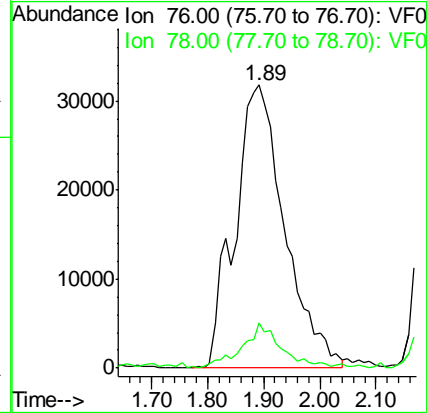
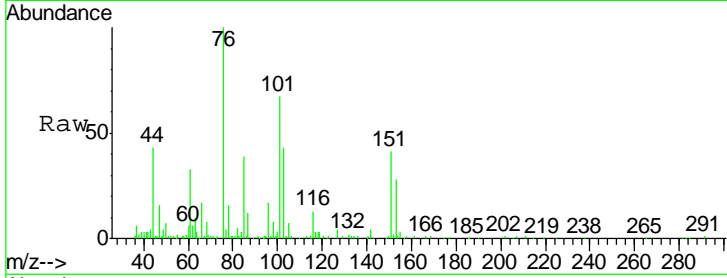




#17  
 Carbon Disulfide  
 Concen: 22.190 ug/l  
 RT: 1.89 min Scan# 128  
 Delta R.T. 0.00 min  
 Lab File: VF060389.D  
 Acq: 1 Oct 2018 18:14

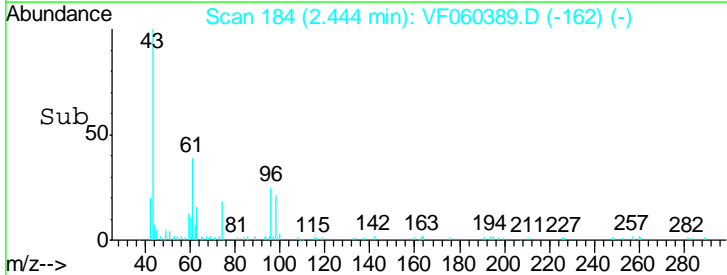
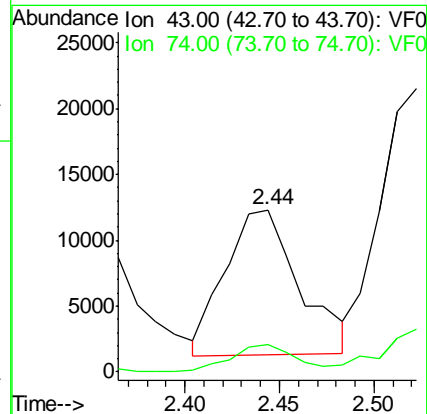
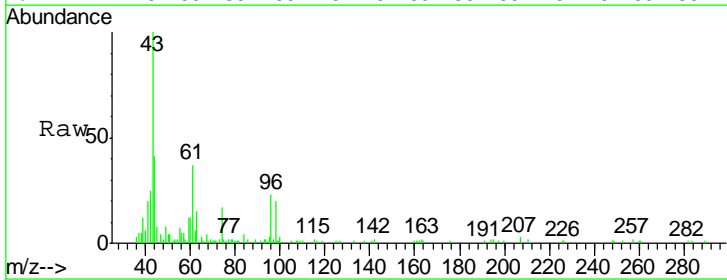
Instrument :  
 MSVOA\_F  
 ClientSampled :  
 VSTDIC020

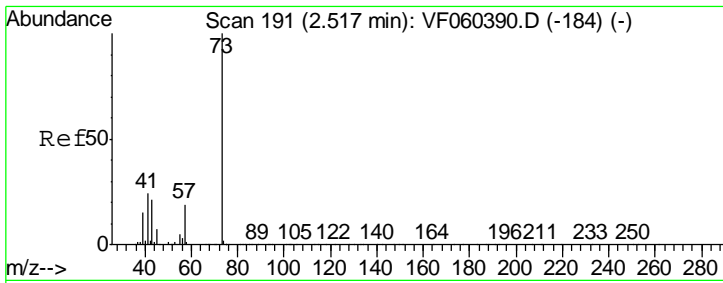
Tgt Ion: 76 Resp: 196807  
 Ion Ratio Lower Upper  
 76 100  
 78 15.9 10.1 15.1#



#18  
 Methyl Acetate  
 Concen: 18.688 ug/l  
 RT: 2.44 min Scan# 184  
 Delta R.T. 0.01 min  
 Lab File: VF060389.D  
 Acq: 1 Oct 2018 18:14

Tgt Ion: 43 Resp: 29988  
 Ion Ratio Lower Upper  
 43 100  
 74 16.9 15.8 23.8

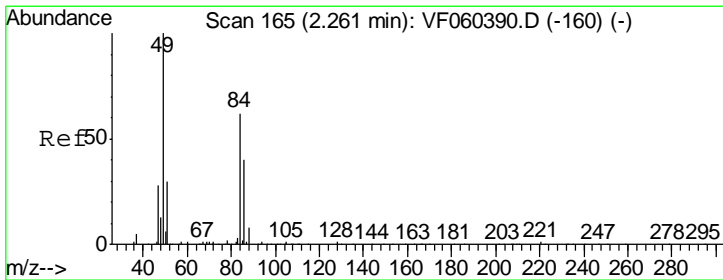
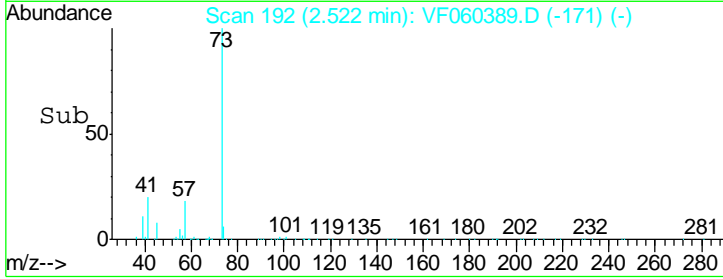
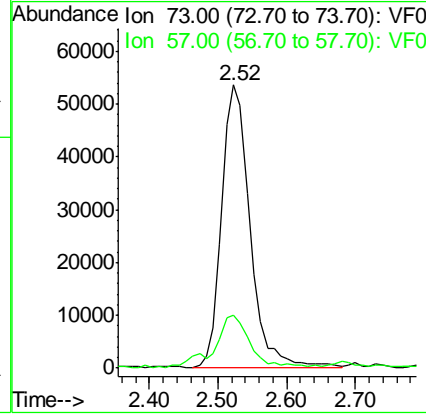
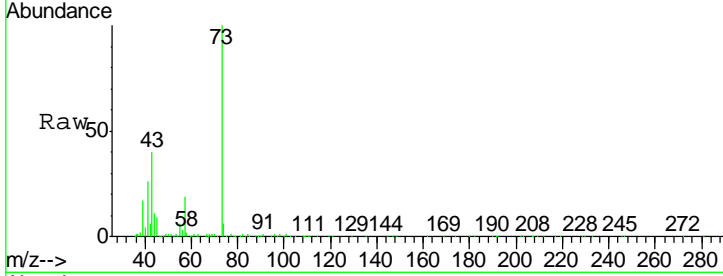




#19  
 Methyl tert-butyl Ether  
 Concen: 21.319 ug/l  
 RT: 2.52 min Scan# 192  
 Delta R.T. 0.01 min  
 Lab File: VF060389.D  
 Acq: 1 Oct 2018 18:14

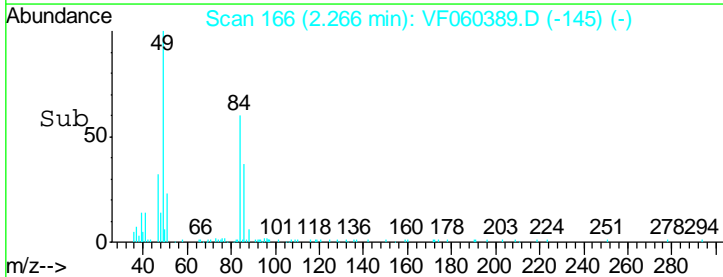
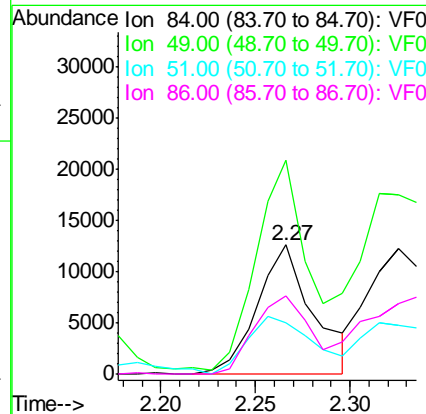
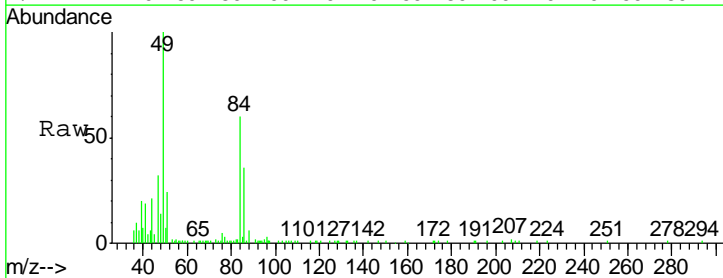
**Instrument :**  
 MSVOA\_F  
**ClientSampled :**  
 VSTDIC020

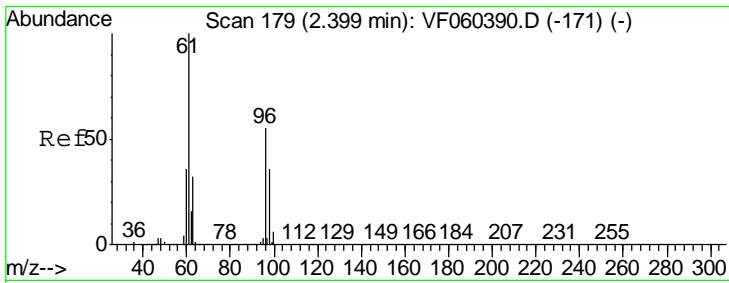
Tgt Ion	Resp	Lower	Upper
73	154353		
57	18.7	15.9	23.9



#20  
 Methylene Chloride  
 Concen: 7.674 ug/l  
 RT: 2.27 min Scan# 166  
 Delta R.T. 0.01 min  
 Lab File: VF060389.D  
 Acq: 1 Oct 2018 18:14

Tgt Ion	Resp	Lower	Upper
84	25908		
49	165.9	130.2	195.2
51	40.0	41.0	61.6#
86	60.4	51.5	77.3

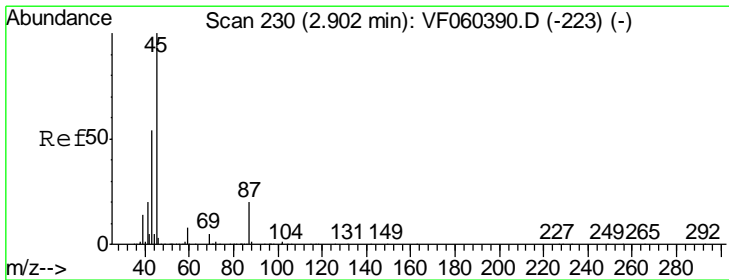
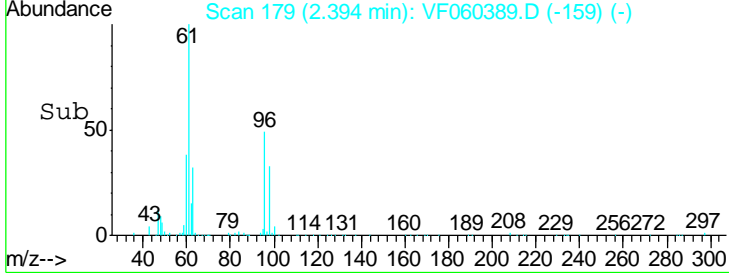
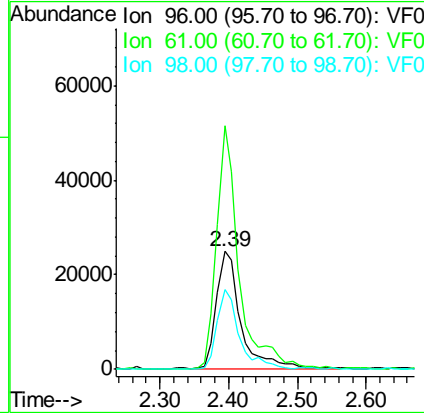
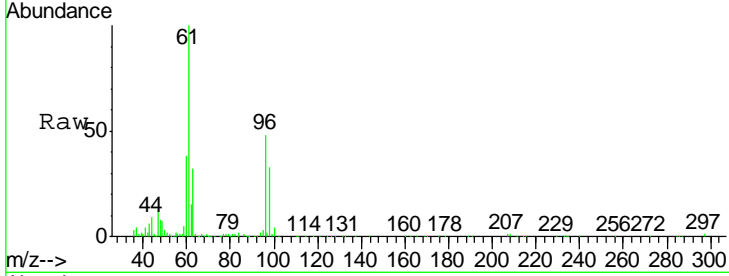




#21  
 trans-1,2-Dichloroethene  
 Concen: 20.253 ug/l  
 RT: 2.39 min Scan# 179  
 Delta R.T. -0.00 min  
 Lab File: VF060389.D  
 Acq: 1 Oct 2018 18:14

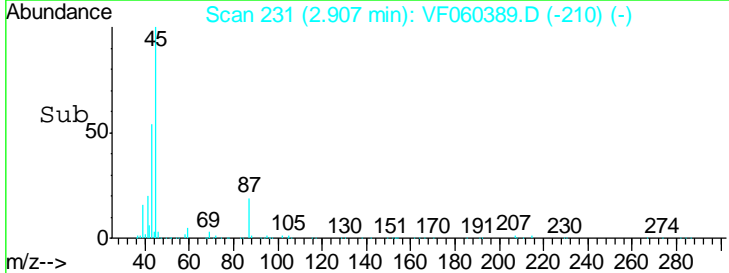
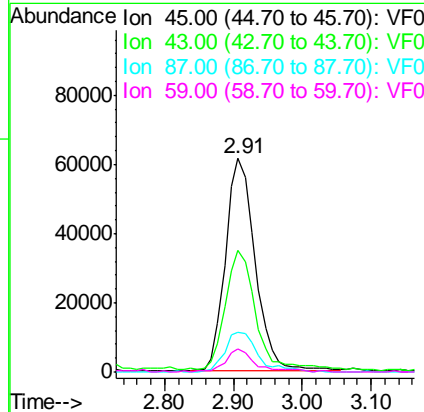
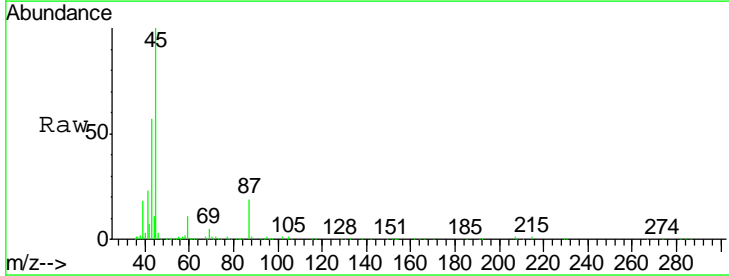
Instrument :  
 MSVOA\_F  
 ClientSampleId :  
 VSTDIC020

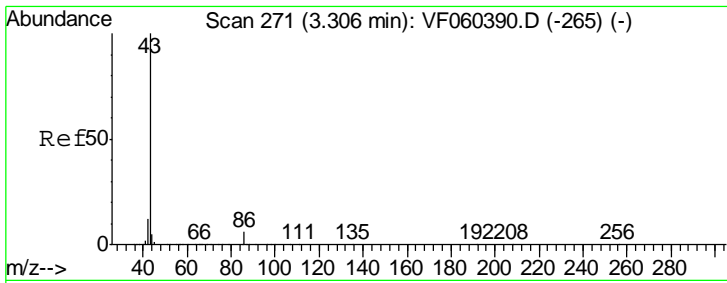
Tgt Ion	Resp	Lower	Upper
96	60642		
Ion Ratio			
96	100		
61	206.3	146.2	219.2
98	67.7	52.6	78.8



#22  
 Diisopropyl ether  
 Concen: 19.680 ug/l  
 RT: 2.91 min Scan# 231  
 Delta R.T. 0.00 min  
 Lab File: VF060389.D  
 Acq: 1 Oct 2018 18:14

Tgt Ion	Resp	Lower	Upper
45	183532		
Ion Ratio			
45	100		
43	56.9	43.8	65.8
87	18.8	16.3	24.5
59	11.1	6.6	10.0#

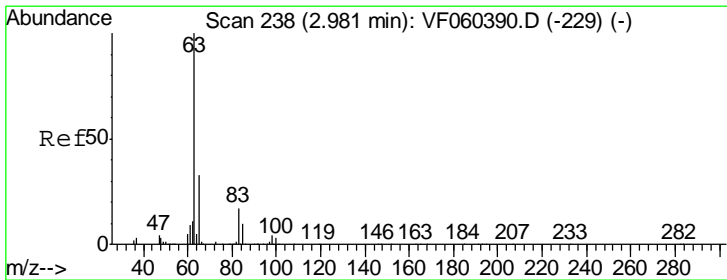

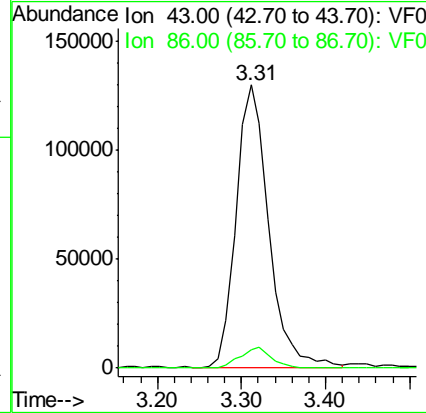
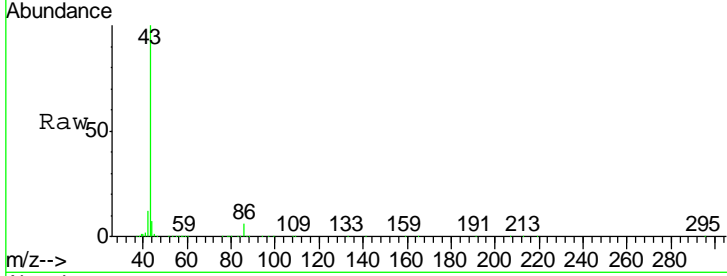




#23  
 Vinyl Acetate  
 Concen: 94.481 ug/l  
 RT: 3.31 min Scan# 272  
 Delta R.T. 0.00 min  
 Lab File: VF060389.D  
 Acq: 1 Oct 2018 18:14

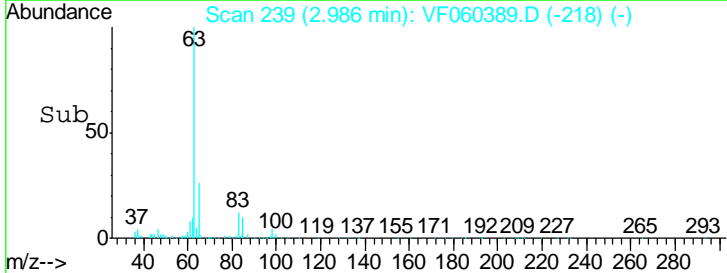
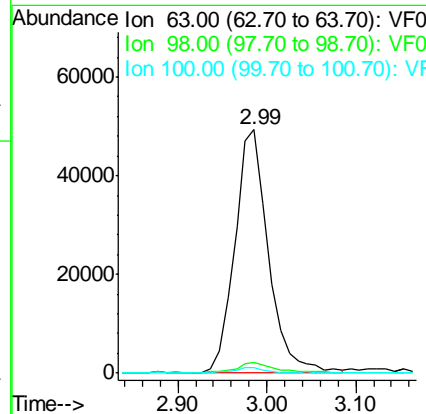
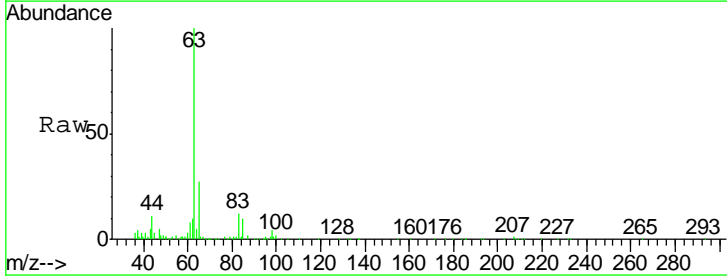
**Instrument :**  
 MSVOA\_F  
**ClientSampled :**  
 VSTDIC020

Tgt Ion	Resp	Lower	Upper
43	100		
86	6.5	5.1	7.7

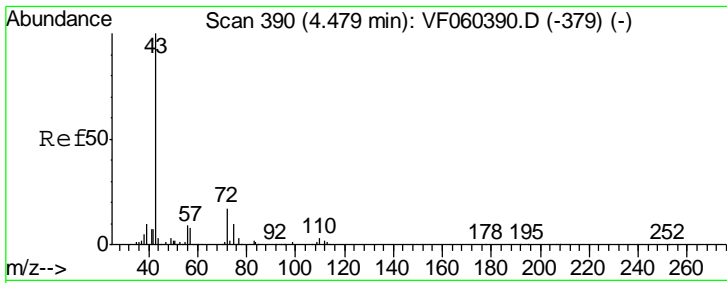


#24  
 1,1-Dichloroethane  
 Concen: 20.995 ug/l  
 RT: 2.99 min Scan# 239  
 Delta R.T. 0.00 min  
 Lab File: VF060389.D  
 Acq: 1 Oct 2018 18:14

Tgt Ion	Resp	Lower	Upper
63	100		
98	4.2	2.0	5.8
100	2.2	1.4	4.2



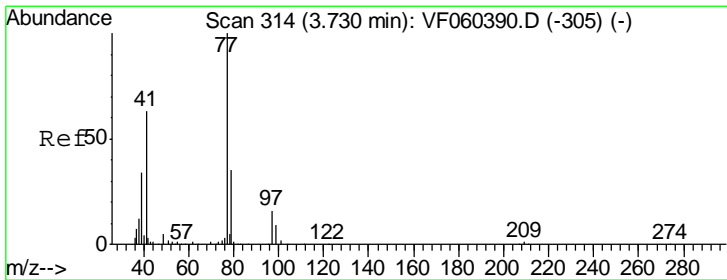
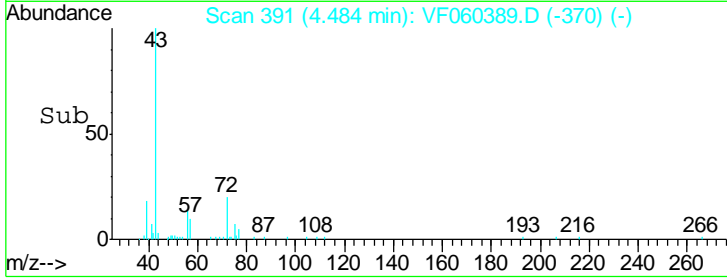
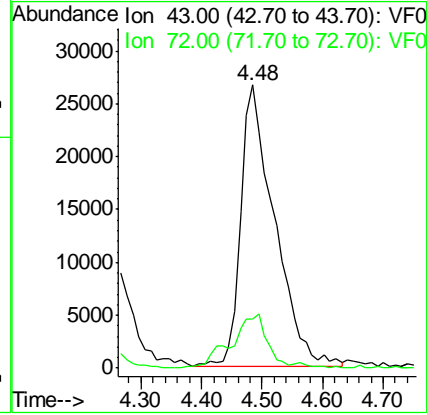
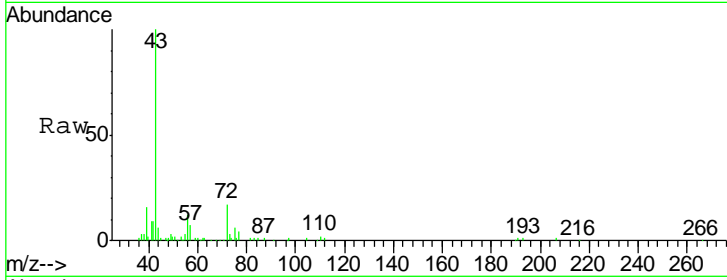




#25  
 2-Butanone  
 Concen: 84.164 ug/l  
 RT: 4.48 min Scan# 391  
 Delta R.T. 0.00 min  
 Lab File: VF060389.D  
 Acq: 1 Oct 2018 18:14

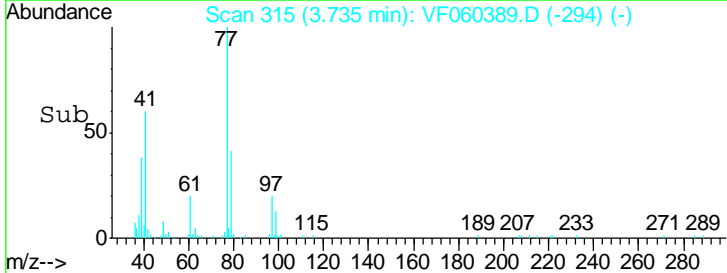
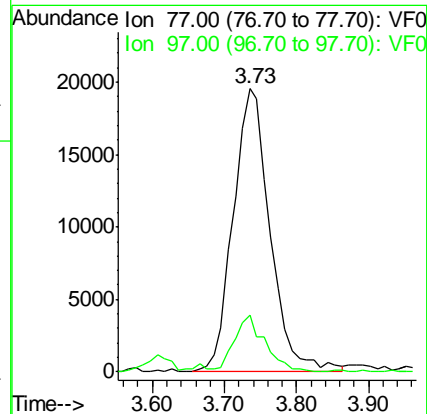
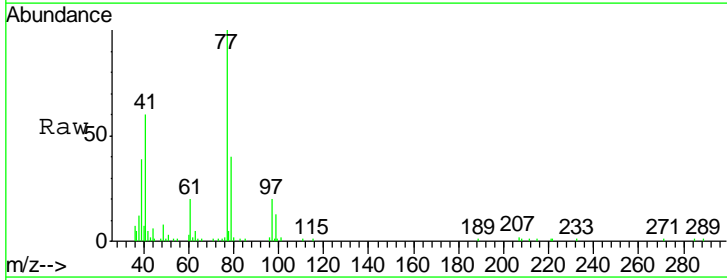
Instrument :  
 MSVOA\_F  
 ClientSampleId :  
 VSTDIC020

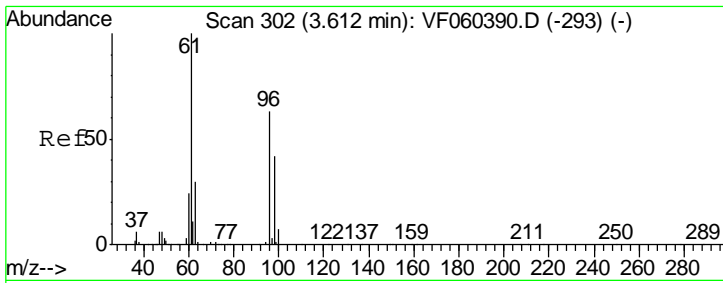
Tgt Ion: 43 Resp: 102517  
 Ion Ratio Lower Upper  
 43 100  
 72 17.5 14.1 21.1



#26  
 2,2-Dichloropropane  
 Concen: 20.070 ug/l  
 RT: 3.73 min Scan# 315  
 Delta R.T. 0.00 min  
 Lab File: VF060389.D  
 Acq: 1 Oct 2018 18:14

Tgt Ion: 77 Resp: 69636  
 Ion Ratio Lower Upper  
 77 100  
 97 20.2 8.3 25.1

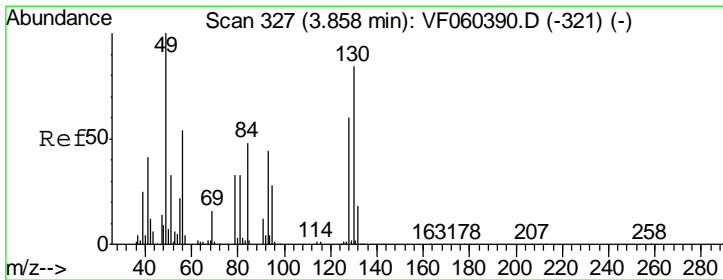
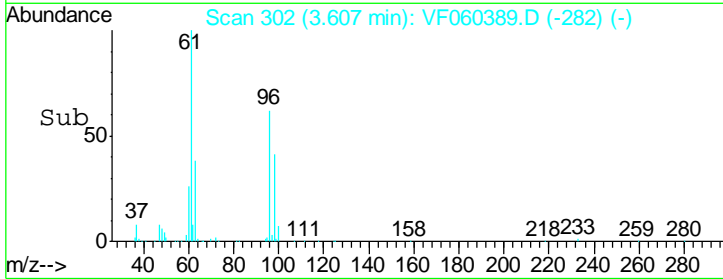
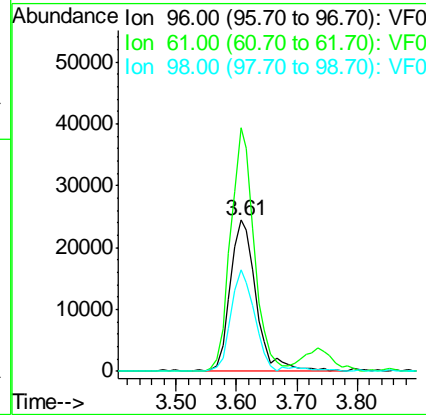
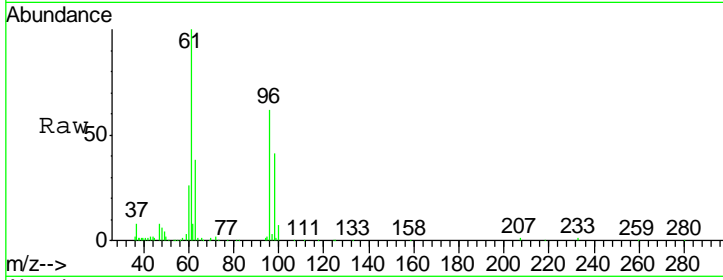




#27  
 cis-1,2-Dichloroethene  
 Concen: 19.149 ug/l  
 RT: 3.61 min Scan# 302  
 Delta R.T. -0.00 min  
 Lab File: VF060389.D  
 Acq: 1 Oct 2018 18:14

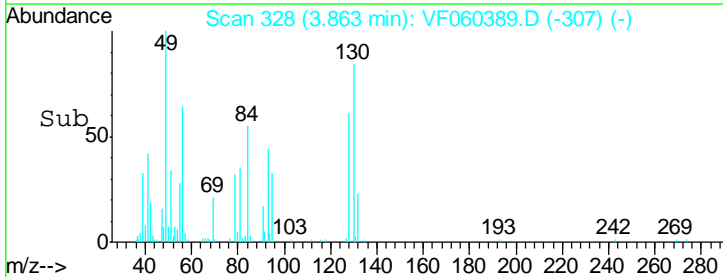
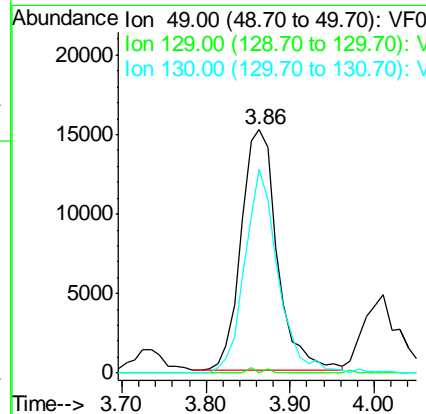
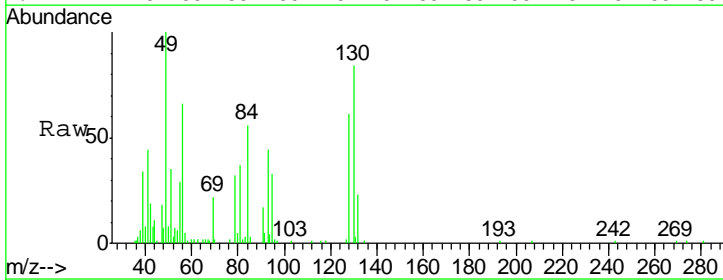
Instrument :  
 MSVOA\_F  
 ClientSampleID :  
 VSTDIC020

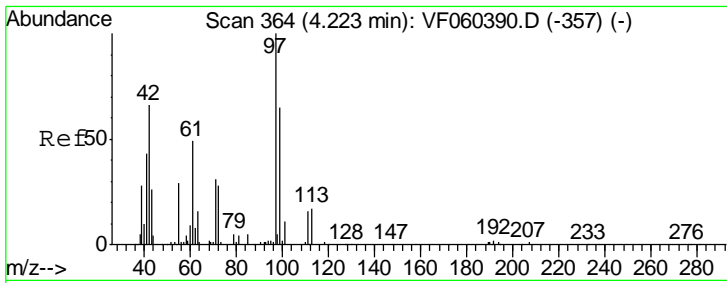
Tgt Ion	Resp	Lower	Upper
96	72993		
61	161.4	0.0	318.2
98	67.0	0.0	134.0



#28  
 Bromochloromethane  
 Concen: 19.047 ug/l  
 RT: 3.86 min Scan# 328  
 Delta R.T. 0.00 min  
 Lab File: VF060389.D  
 Acq: 1 Oct 2018 18:14

Tgt Ion	Resp	Lower	Upper
49	45603		
129	0.0	0.0	4.6
130	84.0	67.3	100.9

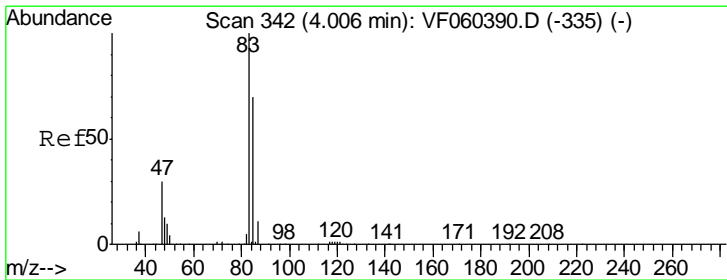
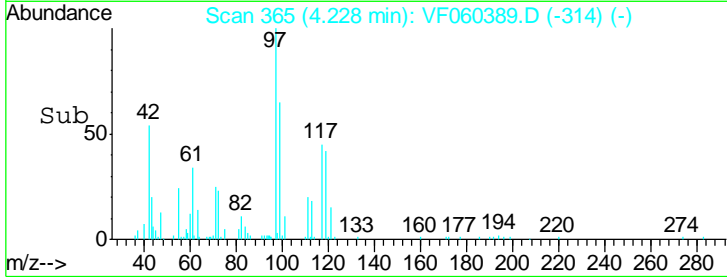
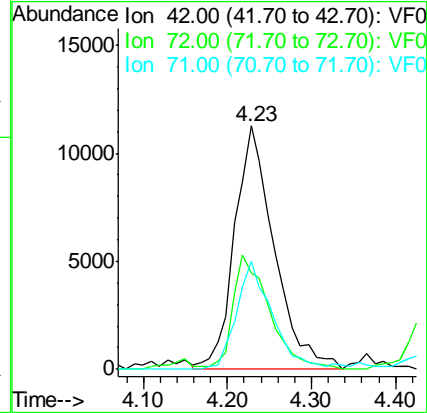
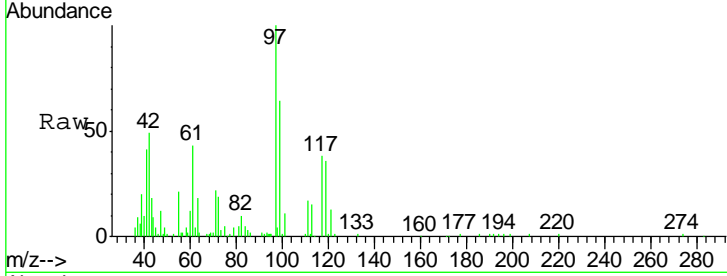




#29  
 Tetrahydrofuran  
 Concen: 81.151 ug/l  
 RT: 4.23 min Scan# 365  
 Delta R.T. 0.00 min  
 Lab File: VF060389.D  
 Acq: 1 Oct 2018 18:14

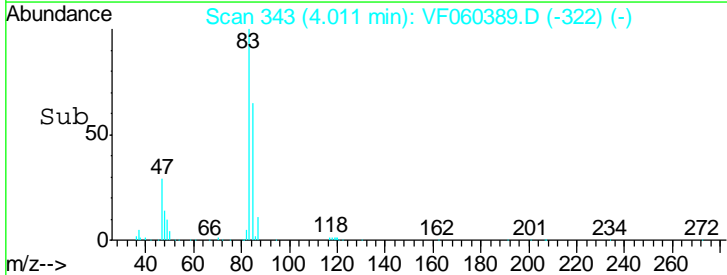
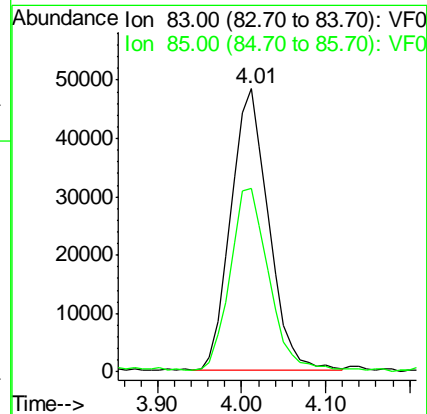
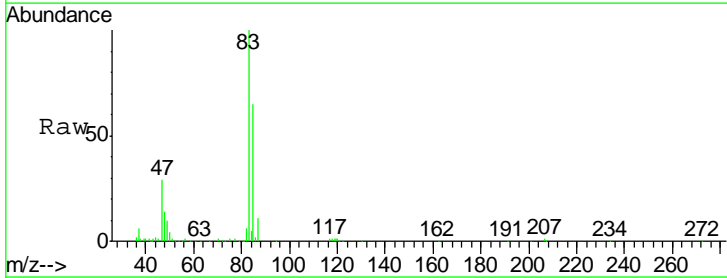
Instrument :  
 MSVOA\_F  
 ClientSampleId :  
 VSTDIC020

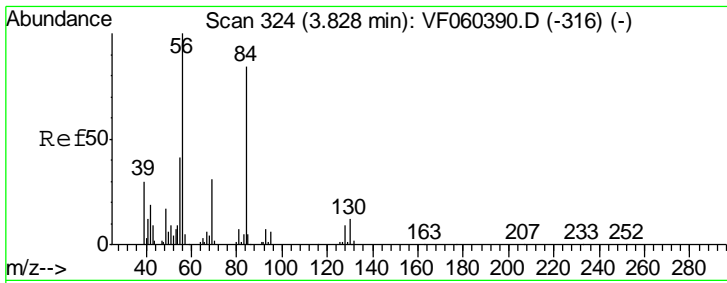
Tgt Ion	Resp	Lower	Upper
42	100		
72	43.2	33.6	50.4
71	40.6	32.7	49.1



#30  
 Chloroform  
 Concen: 20.418 ug/l  
 RT: 4.01 min Scan# 343  
 Delta R.T. 0.01 min  
 Lab File: VF060389.D  
 Acq: 1 Oct 2018 18:14

Tgt Ion	Resp	Lower	Upper
83	100		
85	65.1	55.9	83.9

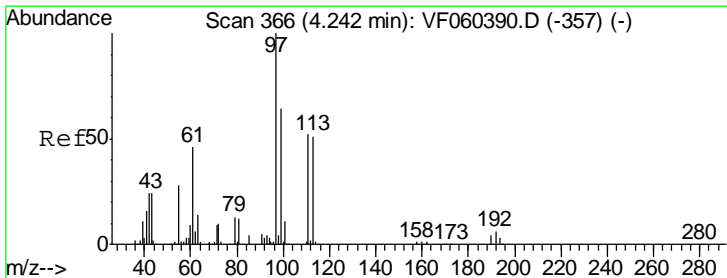
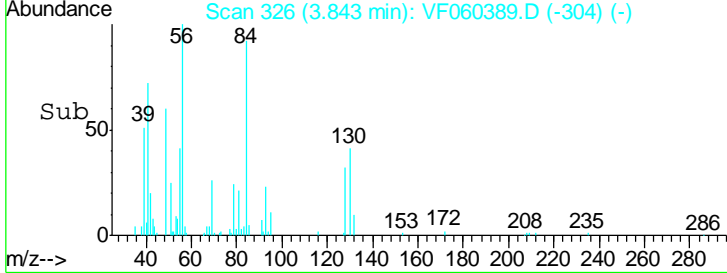
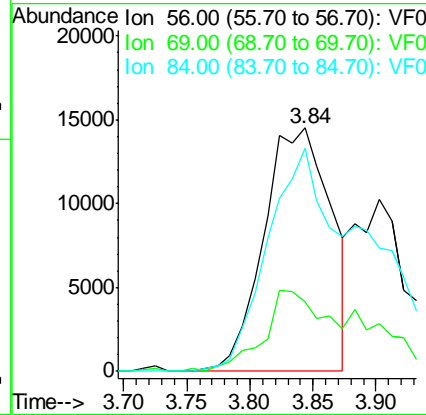
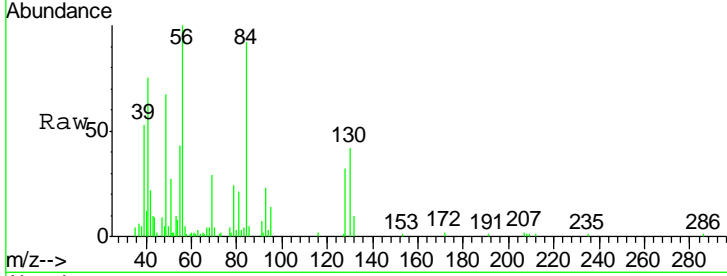




#31  
 Cyclohexane  
 Concen: 10.675 ug/l  
 RT: 3.84 min Scan# 326  
 Delta R.T. 0.01 min  
 Lab File: VF060389.D  
 Acq: 1 Oct 2018 18:14

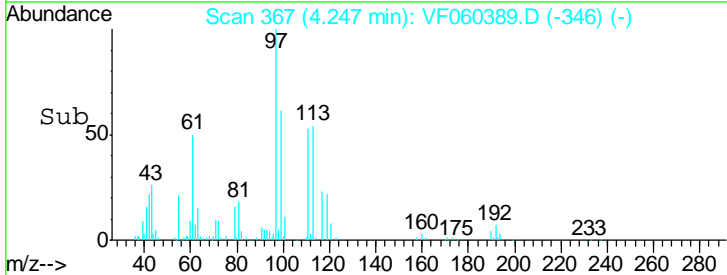
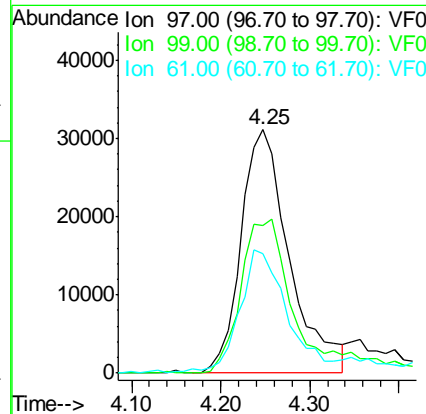
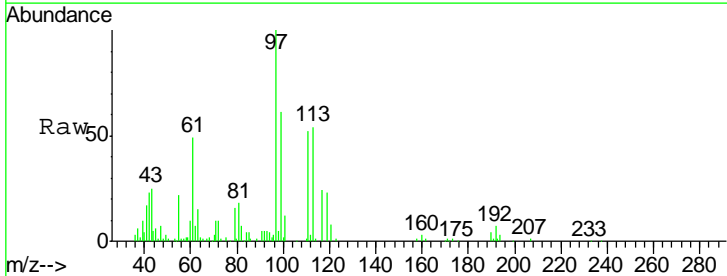
Instrument :  
 MSVOA\_F  
 ClientSampled :  
 VSTDIC020

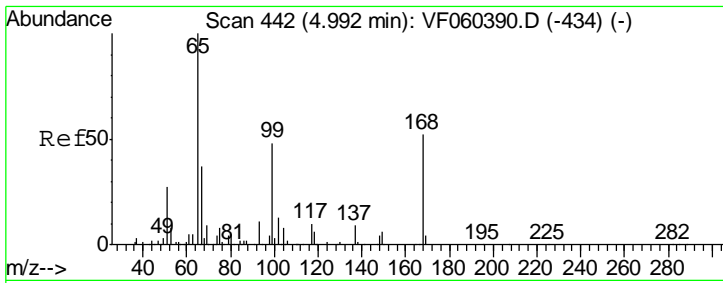
Tgt Ion	Resp	Lower	Upper
56	100		
69	28.7	25.5	38.3
84	91.9	67.4	101.0



#32  
 1,1,1-Trichloroethane  
 Concen: 19.809 ug/l  
 RT: 4.25 min Scan# 367  
 Delta R.T. 0.00 min  
 Lab File: VF060389.D  
 Acq: 1 Oct 2018 18:14

Tgt Ion	Resp	Lower	Upper
97	100		
99	60.6	51.0	76.4
61	49.3	37.5	56.3

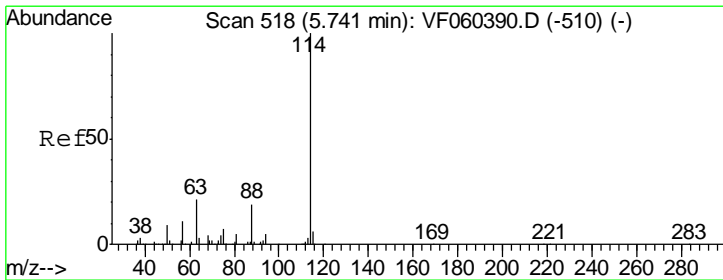
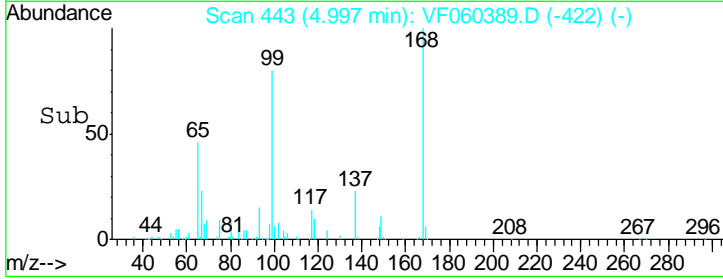
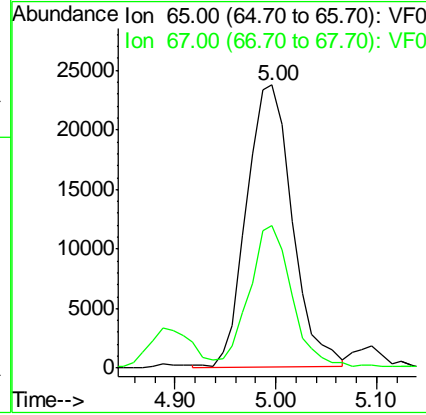
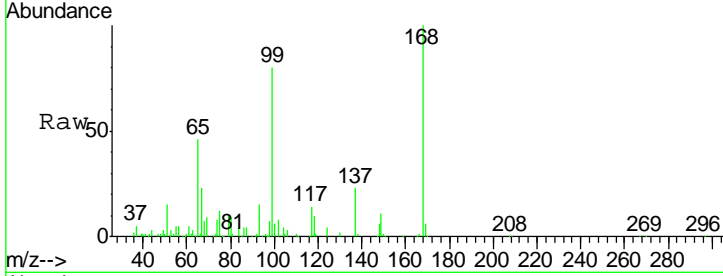




#33  
 1,2-Dichloroethane-d4  
 Concen: 21.448 ug/l  
 RT: 5.00 min Scan# 443  
 Delta R.T. 0.00 min  
 Lab File: VF060389.D  
 Acq: 1 Oct 2018 18:14

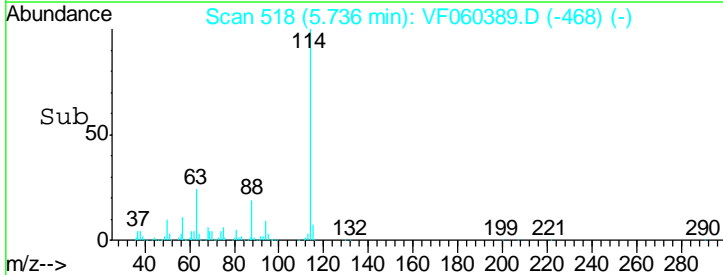
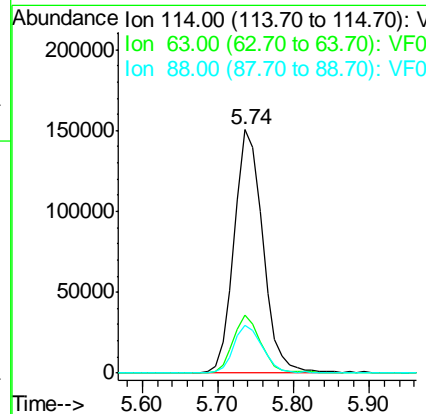
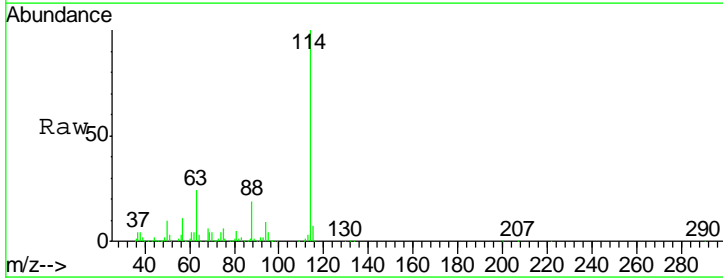
Instrument :  
 MSVOA\_F  
 ClientSampleID :  
 VSTDIC020

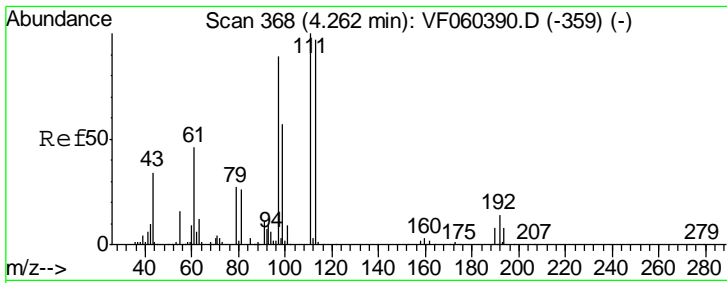
Tgt Ion: 65 Resp: 74831  
 Ion Ratio Lower Upper  
 65 100  
 67 50.5 0.0 89.4



#34  
 1,4-Difluorobenzene  
 Concen: 50.000 ug/l  
 RT: 5.74 min Scan# 518  
 Delta R.T. -0.00 min  
 Lab File: VF060389.D  
 Acq: 1 Oct 2018 18:14

Tgt Ion: 114 Resp: 395891  
 Ion Ratio Lower Upper  
 114 100  
 63 24.0 0.0 42.2  
 88 19.5 0.0 38.8

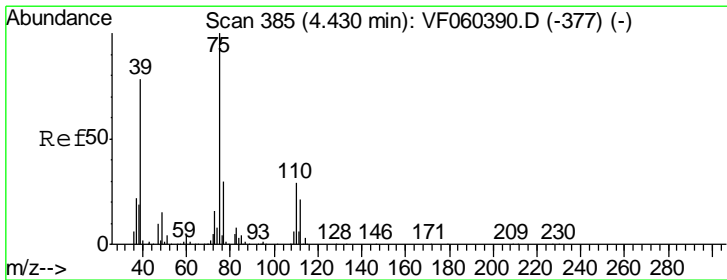
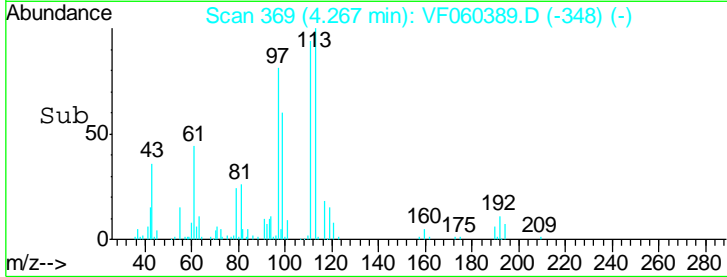
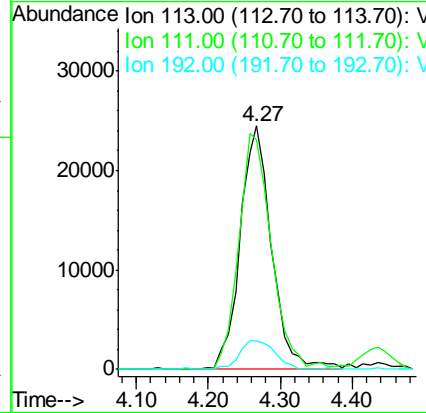
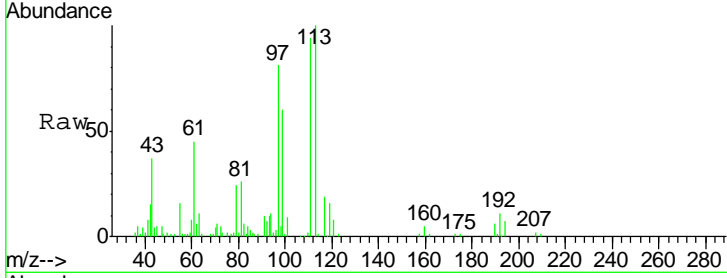




#35  
 Dibromofluoromethane  
 Concen: 20.648 ug/l  
 RT: 4.27 min Scan# 369  
 Delta R.T. 0.00 min  
 Lab File: VF060389.D  
 Acq: 1 Oct 2018 18:14

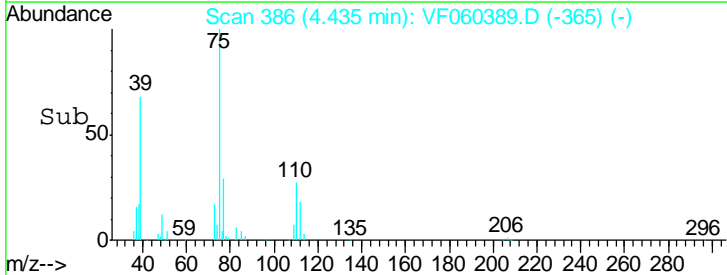
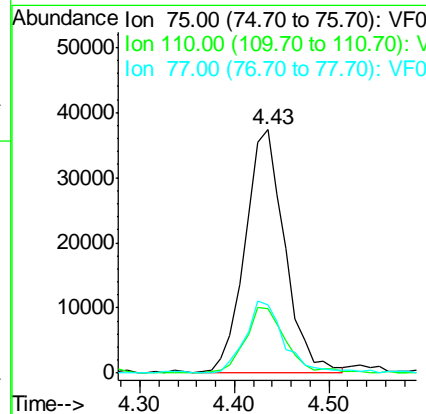
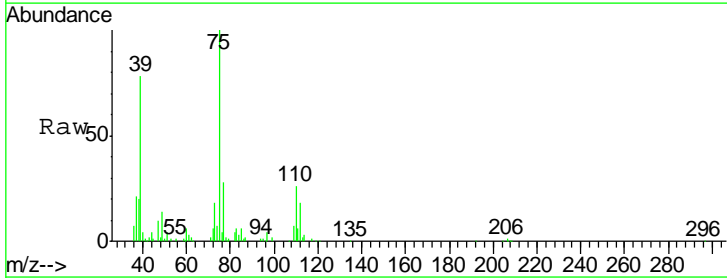
**Instrument :**  
 MSVOA\_F  
**ClientSampled :**  
 VSTDIC020

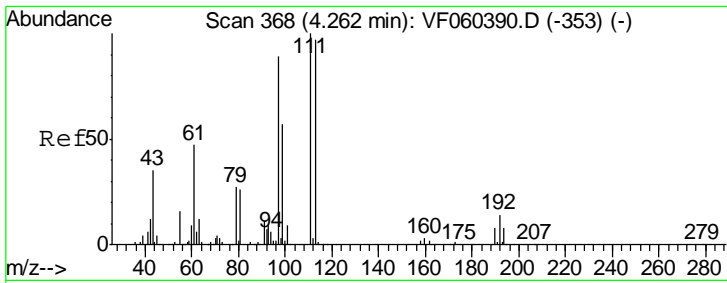
Tgt Ion	Resp	Lower	Upper
113	74293		
113	100		
111	94.3	82.3	123.5
192	11.7	11.8	17.6#



#36  
 1,1-Dichloropropene  
 Concen: 21.669 ug/l  
 RT: 4.43 min Scan# 386  
 Delta R.T. 0.00 min  
 Lab File: VF060389.D  
 Acq: 1 Oct 2018 18:14

Tgt Ion	Resp	Lower	Upper
75	107885		
75	100		
110	26.3	14.5	43.6
77	28.2	24.3	36.5

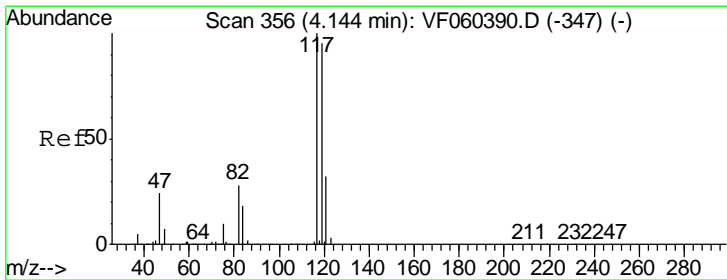
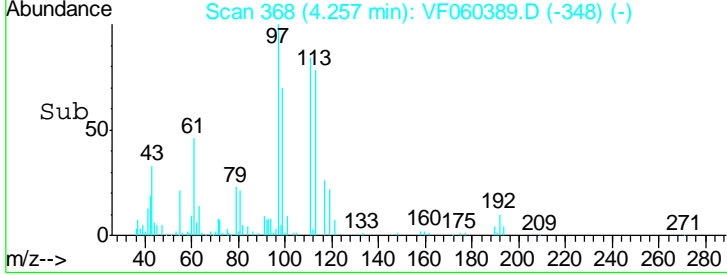
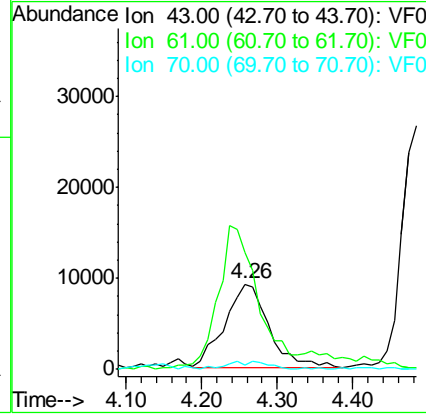
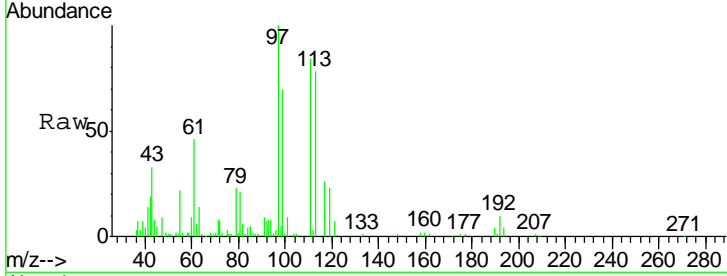




#37  
 Ethyl Acetate  
 Concen: 17.926 ug/l  
 RT: 4.26 min Scan# 368  
 Delta R.T. -0.00 min  
 Lab File: VF060389.D  
 Acq: 1 Oct 2018 18:14

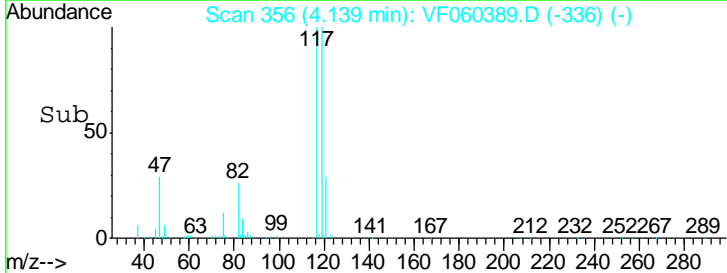
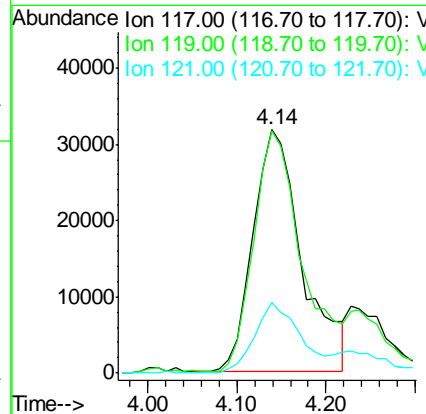
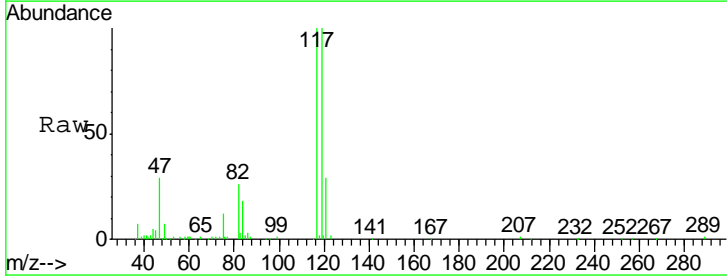
Instrument : MSVOA\_F  
 ClientSampled : VSTDIC020

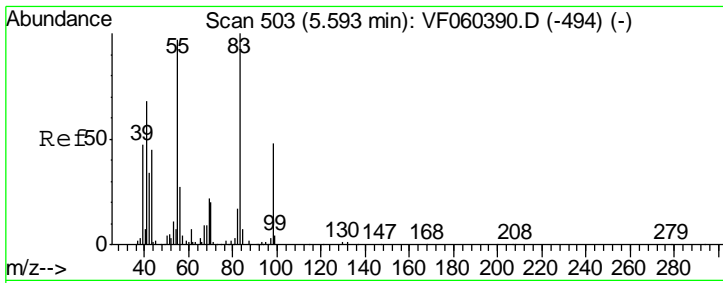
Tgt Ion	Resp	Lower	Upper
43	100		
61	137.2	105.1	157.7
70	5.4	8.0	12.0#



#38  
 Carbon Tetrachloride  
 Concen: 21.583 ug/l  
 RT: 4.14 min Scan# 356  
 Delta R.T. -0.00 min  
 Lab File: VF060389.D  
 Acq: 1 Oct 2018 18:14

Tgt Ion	Resp	Lower	Upper
117	100		
119	99.6	75.5	113.3
121	29.1	25.4	38.0

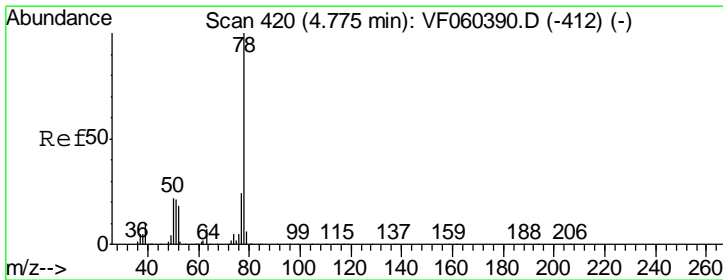
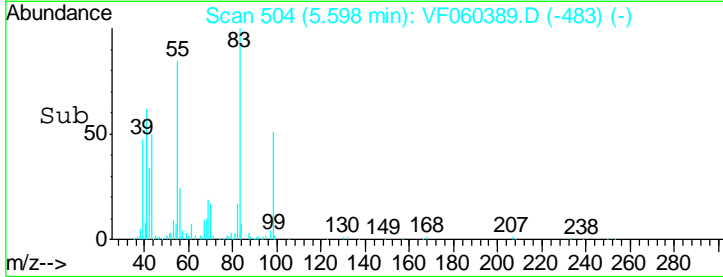
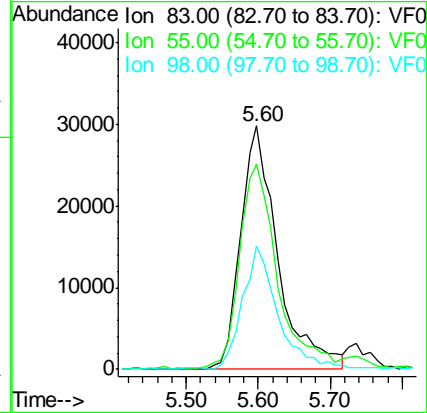
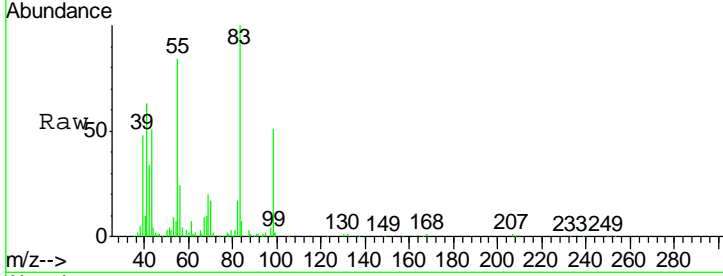




#39  
 Methylcyclohexane  
 Concen: 20.506 ug/l  
 RT: 5.60 min Scan# 504  
 Delta R.T. 0.00 min  
 Lab File: VF060389.D  
 Acq: 1 Oct 2018 18:14

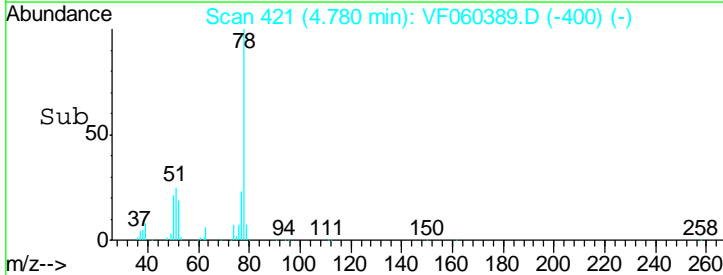
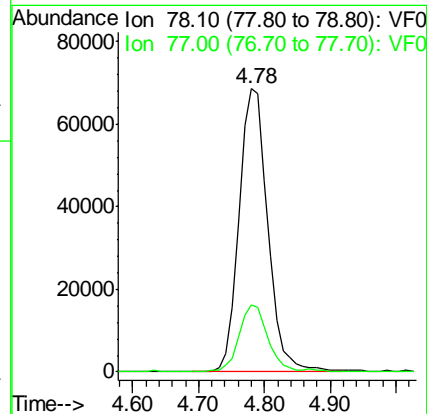
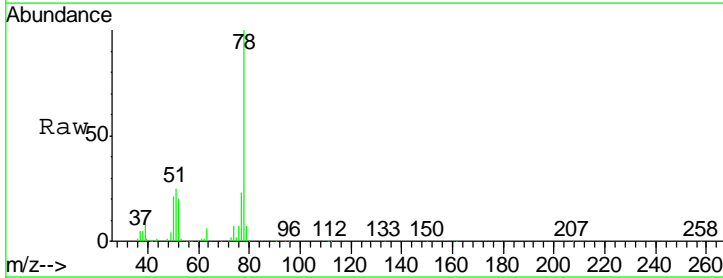
Instrument :  
 MSVOA\_F  
 ClientSampleId :  
 VSTDIC020

Tgt Ion	Resp	Lower	Upper
83	107278		
55	84.4	77.5	116.3
98	50.7	38.7	58.1

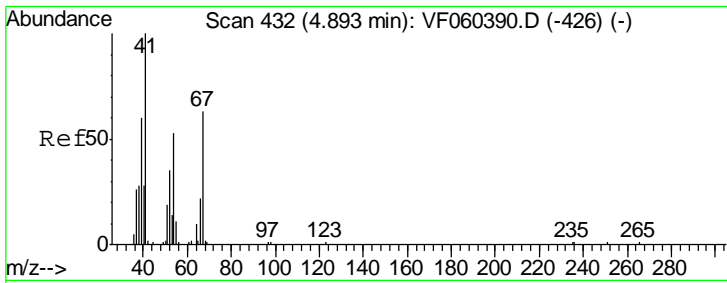


#40  
 Benzene  
 Concen: 19.247 ug/l  
 RT: 4.78 min Scan# 421  
 Delta R.T. 0.00 min  
 Lab File: VF060389.D  
 Acq: 1 Oct 2018 18:14

Tgt Ion	Resp	Lower	Upper
78	210758		
77	23.5	19.2	28.8



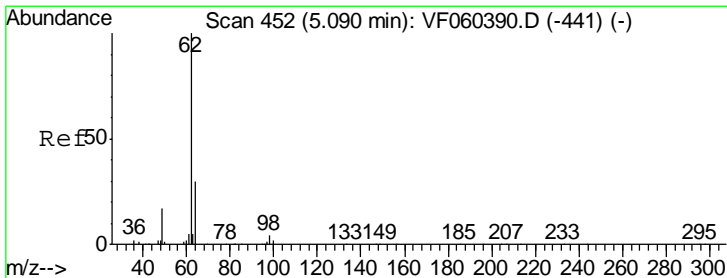

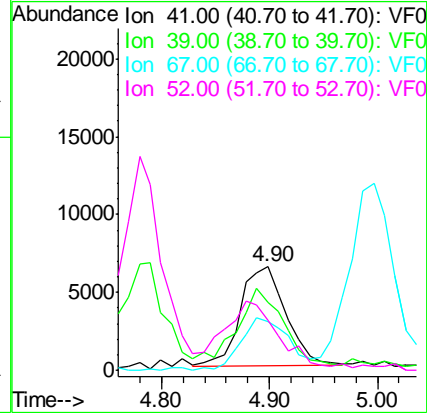
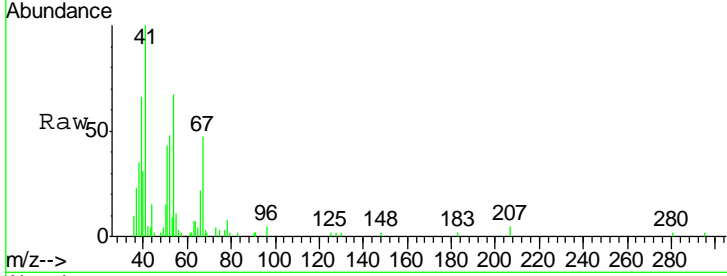




#41  
 Methacrylonitrile  
 Concen: 17.074 ug/l  
 RT: 4.90 min Scan# 433  
 Delta R.T. 0.00 min  
 Lab File: VF060389.D  
 Acq: 1 Oct 2018 18:14

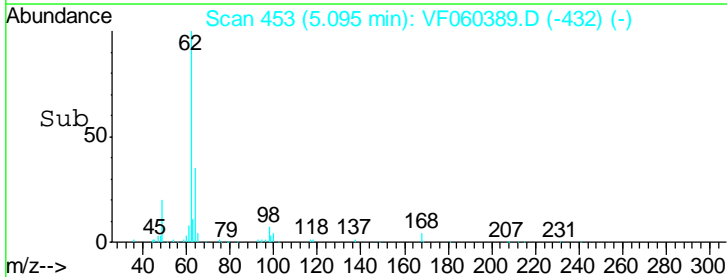
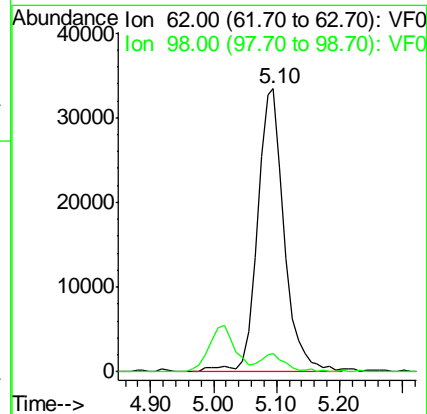
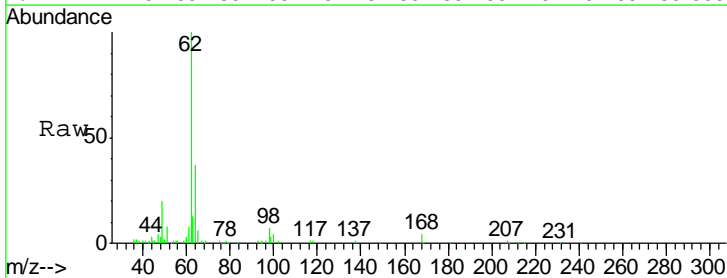
Instrument :  
 MSVOA\_F  
 ClientSampleID :  
 VSTDIC020

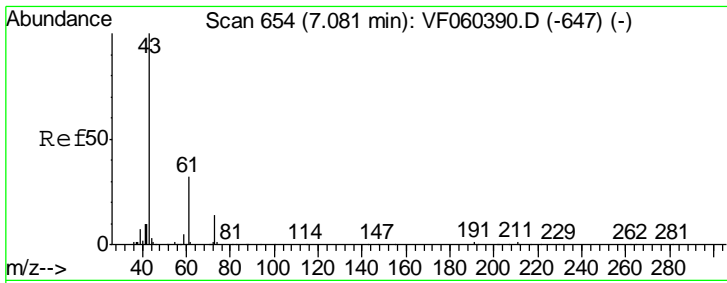
Tgt Ion	Resp	Lower	Upper
41	18842		
39	65.9	55.0	82.4
67	47.5	49.6	74.4#
52	48.1	38.8	58.2



#42  
 1,2-Dichloroethane  
 Concen: 23.379 ug/l  
 RT: 5.10 min Scan# 453  
 Delta R.T. 0.00 min  
 Lab File: VF060389.D  
 Acq: 1 Oct 2018 18:14

Tgt Ion	Resp	Lower	Upper
62	99112		
98	6.5	0.0	11.2

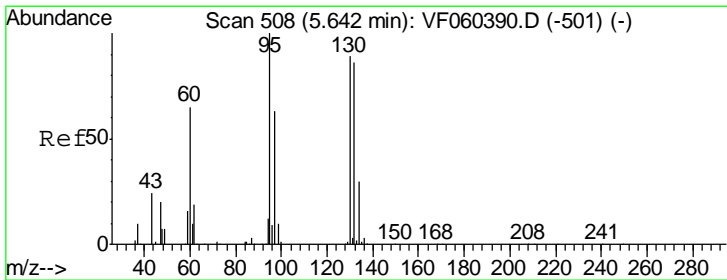
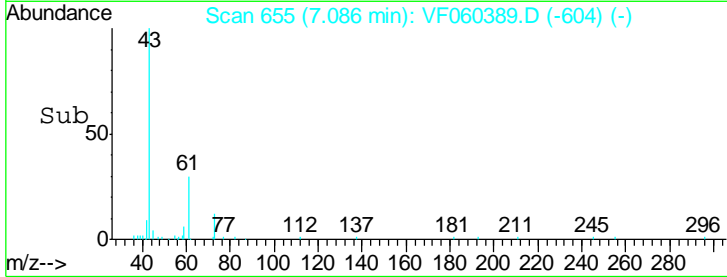
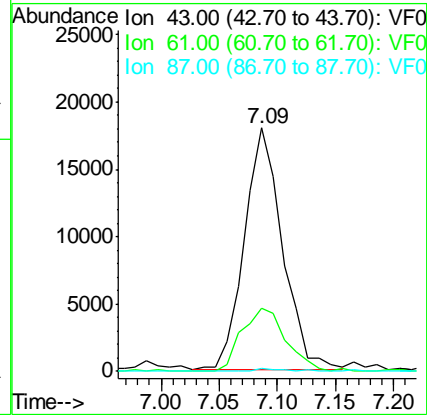





#43  
 Isopropyl Acetate  
 Concen: 16.313 ug/l  
 RT: 7.09 min Scan# 655  
 Delta R.T. 0.00 min  
 Lab File: VF060389.D  
 Acq: 1 Oct 2018 18:14

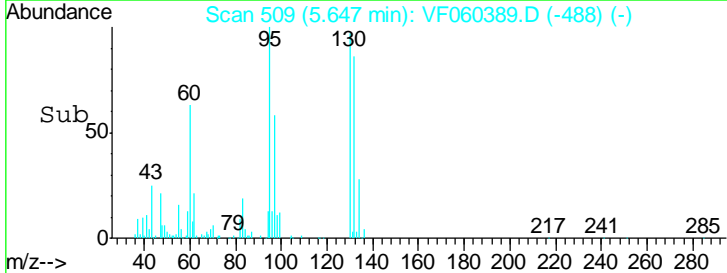
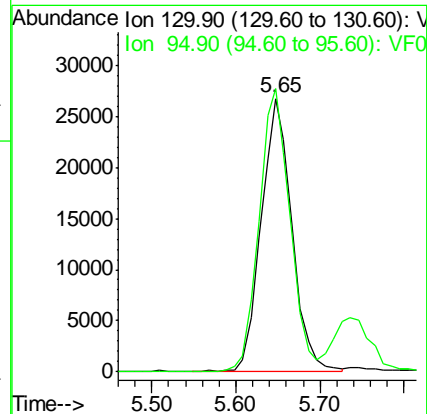
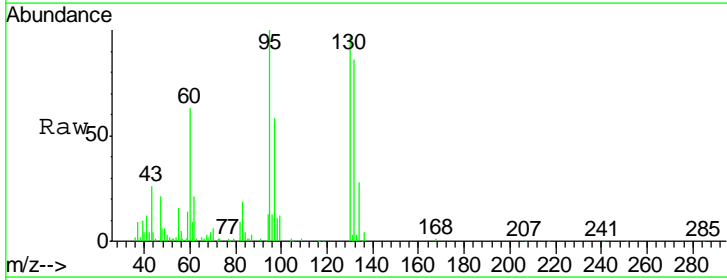
Instrument :  
 MSVOA\_F  
 ClientSampleId :  
 VSTDIC020

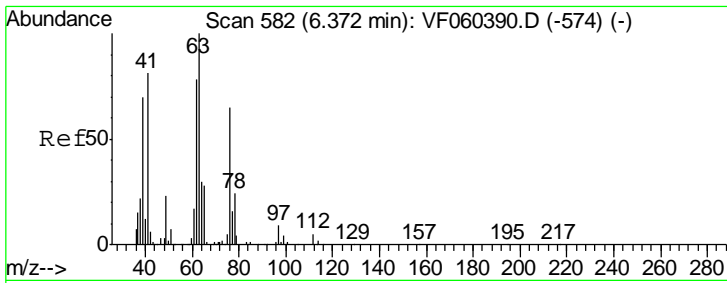
Tgt Ion	Resp	Lower	Upper
43	40442		
61	25.8	25.4	38.2
87	1.3	0.3	0.5#



#44  
 Trichloroethene  
 Concen: 20.942 ug/l  
 RT: 5.65 min Scan# 509  
 Delta R.T. 0.00 min  
 Lab File: VF060389.D  
 Acq: 1 Oct 2018 18:14

Tgt Ion	Resp	Lower	Upper
130	68697		
95	103.4	0.0	224.4

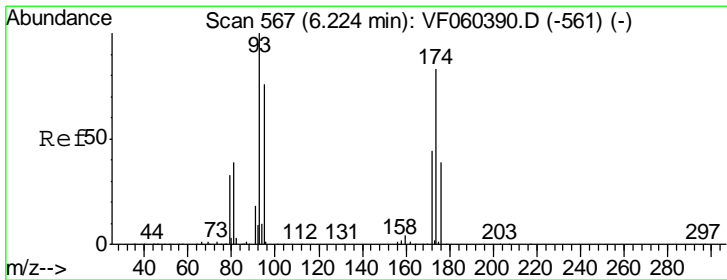
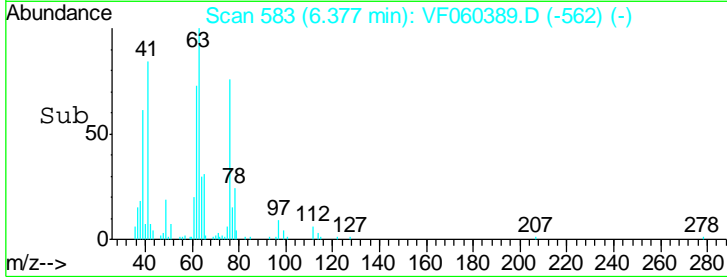
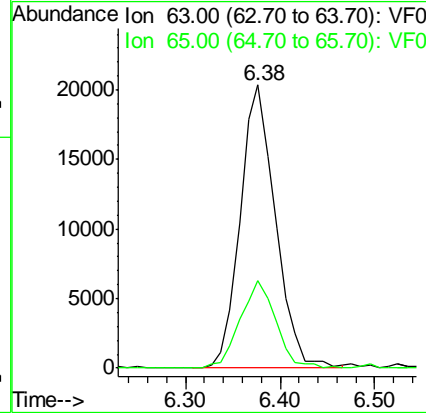
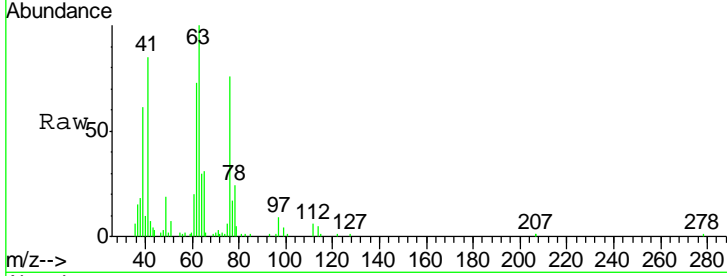




#45  
 1,2-Dichloropropane  
 Concen: 18.437 ug/l  
 RT: 6.38 min Scan# 583  
 Delta R.T. 0.00 min  
 Lab File: VF060389.D  
 Acq: 1 Oct 2018 18:14

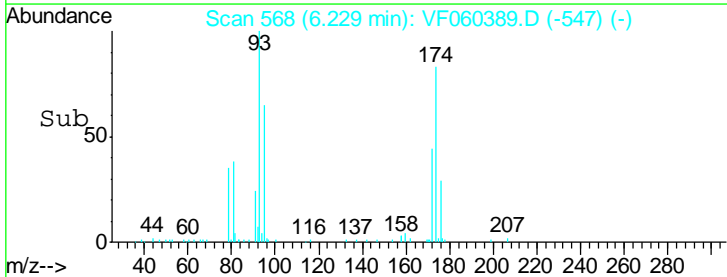
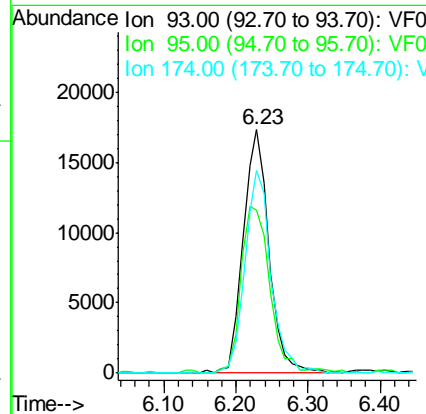
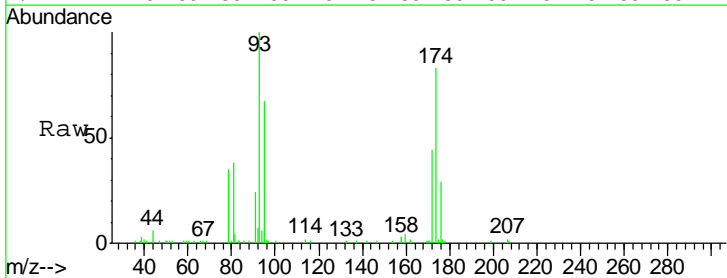
Instrument : MSVOA\_F  
 ClientSampled : VSTDIC020

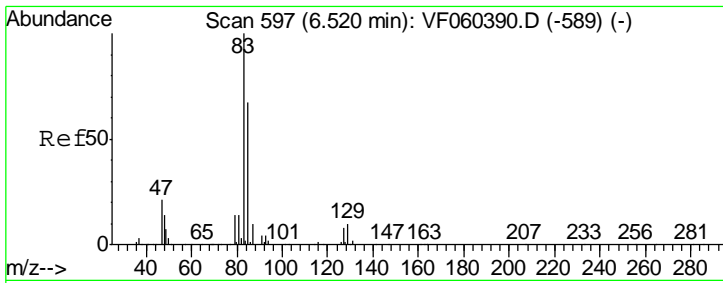
Tgt Ion: 63 Resp: 52597  
 Ion Ratio Lower Upper  
 63 100  
 65 32.5 22.7 34.1



#46  
 Dibromomethane  
 Concen: 20.812 ug/l  
 RT: 6.23 min Scan# 568  
 Delta R.T. 0.00 min  
 Lab File: VF060389.D  
 Acq: 1 Oct 2018 18:14

Tgt Ion: 93 Resp: 43372  
 Ion Ratio Lower Upper  
 93 100  
 95 66.7 61.1 91.7  
 174 83.0 66.7 100.1

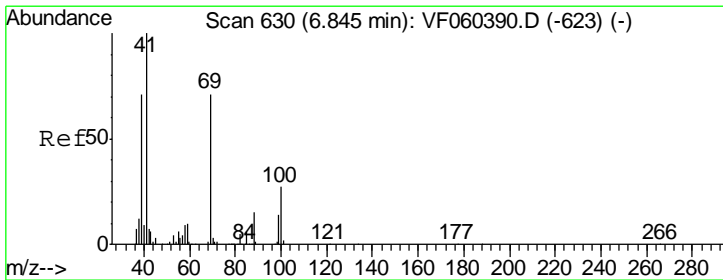
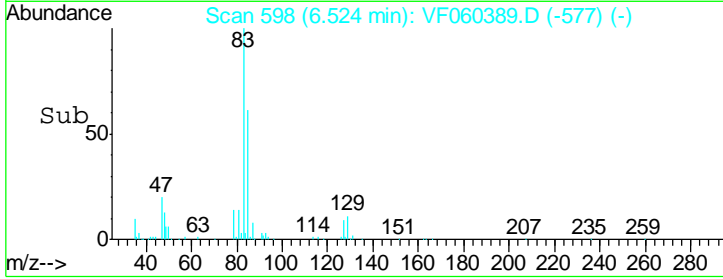
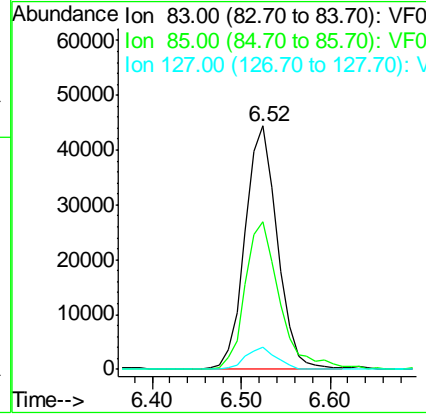
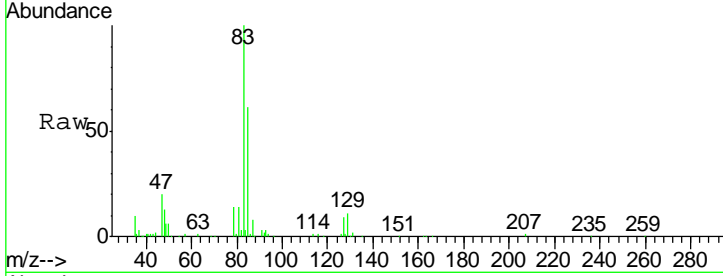




#47  
 Bromodichloromethane  
 Concen: 22.198 ug/l  
 RT: 6.52 min Scan# 598  
 Delta R.T. 0.00 min  
 Lab File: VF060389.D  
 Acq: 1 Oct 2018 18:14

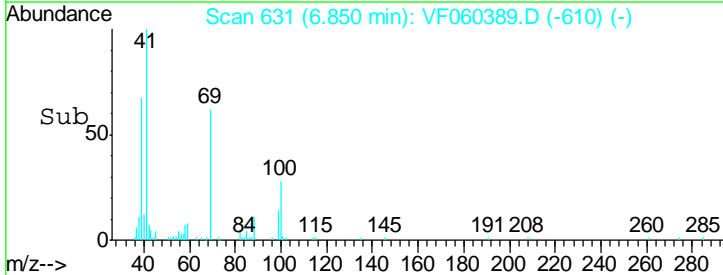
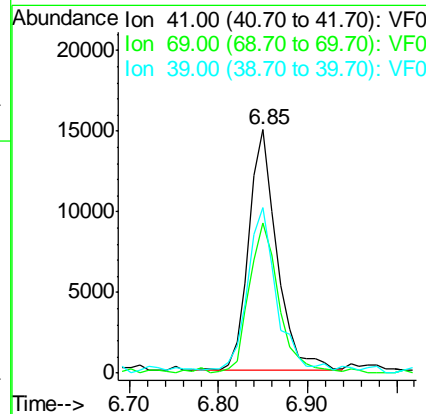
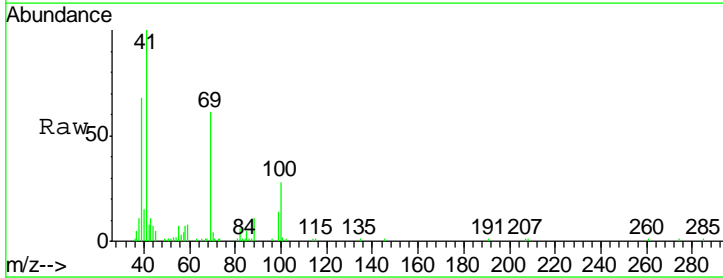
**Instrument :**  
 MSVOA\_F  
**ClientSampleId :**  
 VSTDIC020

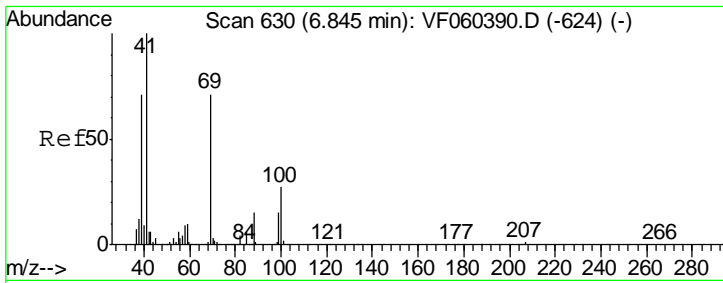
Tgt Ion	Resp	Lower	Upper
83	111709		
85	60.7	53.2	79.8
127	9.3	6.6	9.8



#48  
 Methyl methacrylate  
 Concen: 18.372 ug/l  
 RT: 6.85 min Scan# 631  
 Delta R.T. 0.00 min  
 Lab File: VF060389.D  
 Acq: 1 Oct 2018 18:14

Tgt Ion	Resp	Lower	Upper
41	32396		
69	61.5	56.3	84.5
39	67.8	56.9	85.3

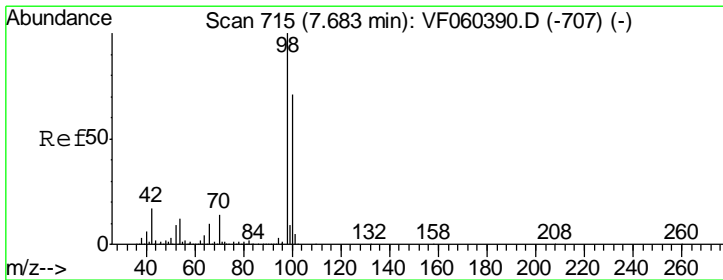
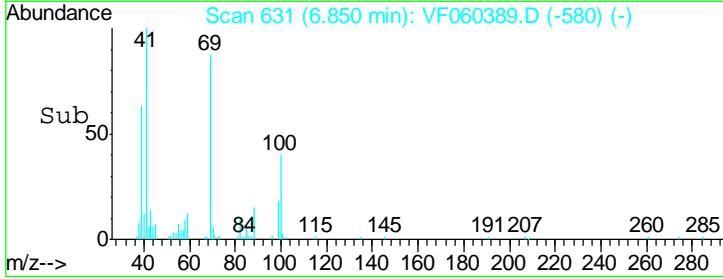
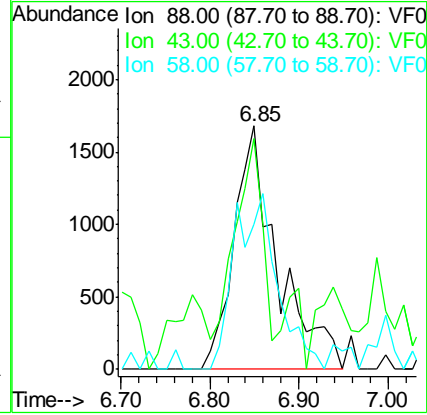
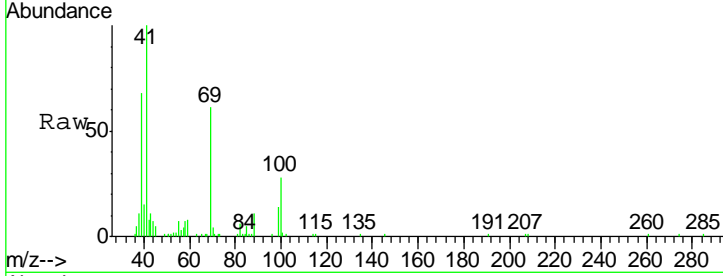




#49  
 1,4-Dioxane  
 Concen: 367.444 ug/l  
 RT: 6.85 min Scan# 631  
 Delta R.T. 0.00 min  
 Lab File: VF060389.D  
 Acq: 1 Oct 2018 18:14

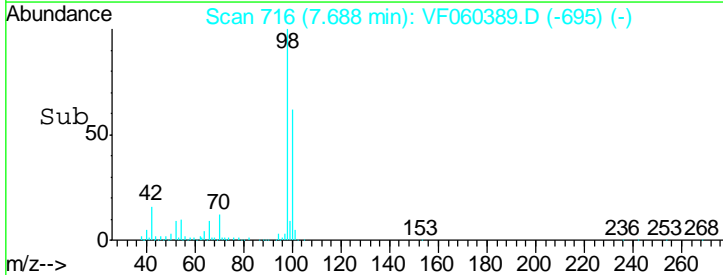
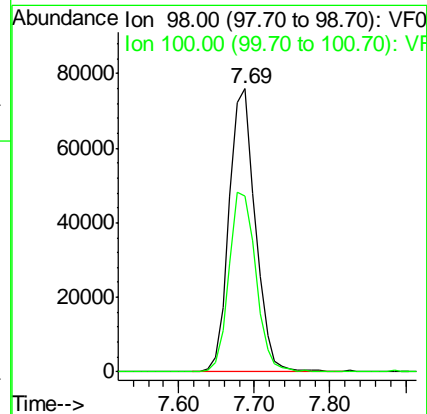
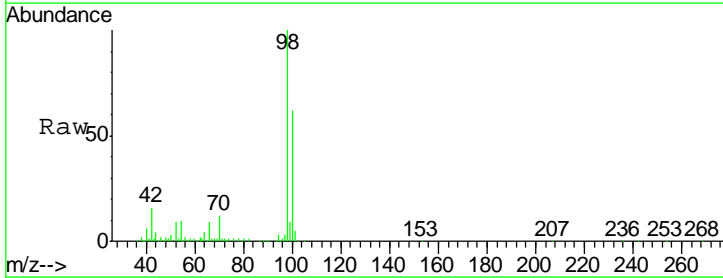
Instrument :  
 MSVOA\_F  
 ClientSampled :  
 VSTDIC020

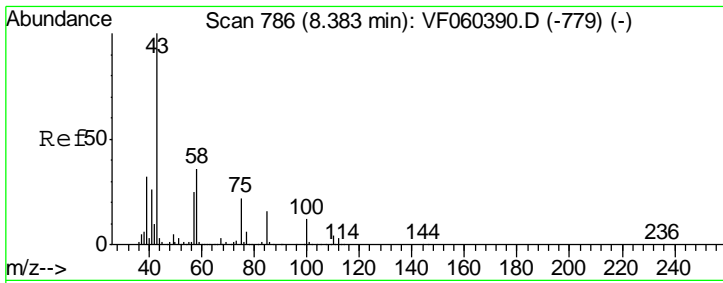
Tgt Ion	Resp	Lower	Upper
88	5734		
88	100		
43	95.0	38.3	57.5#
58	59.3	47.4	71.2



#50  
 Toluene-d8  
 Concen: 19.741 ug/l  
 RT: 7.69 min Scan# 716  
 Delta R.T. 0.00 min  
 Lab File: VF060389.D  
 Acq: 1 Oct 2018 18:14

Tgt Ion	Resp	Lower	Upper
98	182355		
98	100		
100	62.1	56.5	84.7

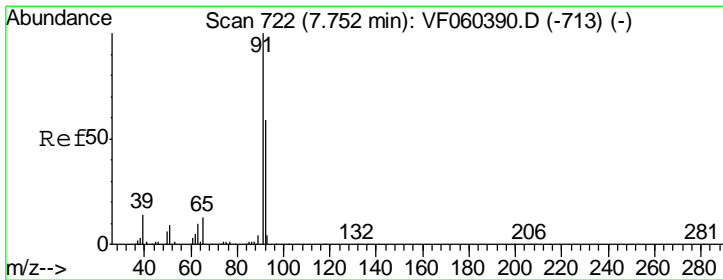
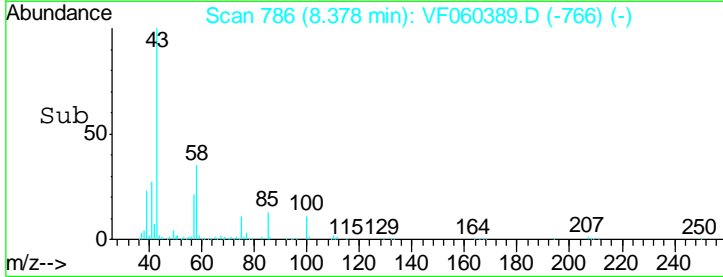
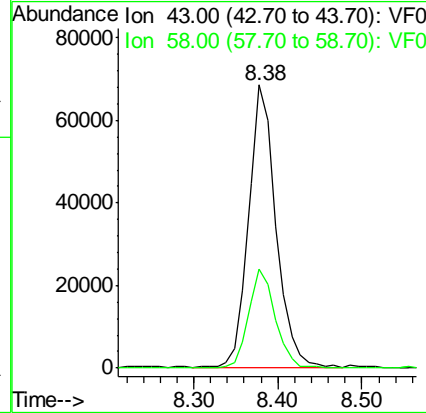
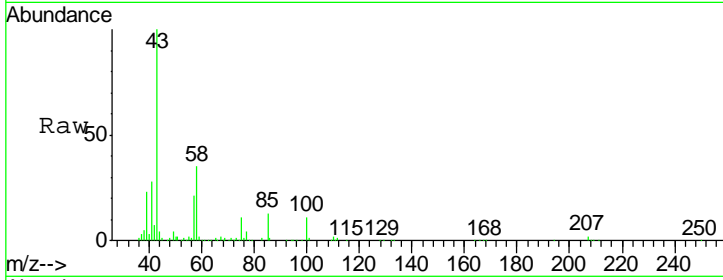




#51  
 4-Methyl-2-Pentanone  
 Concen: 83.375 ug/l  
 RT: 8.38 min Scan# 786  
 Delta R.T. -0.00 min  
 Lab File: VF060389.D  
 Acq: 1 Oct 2018 18:14

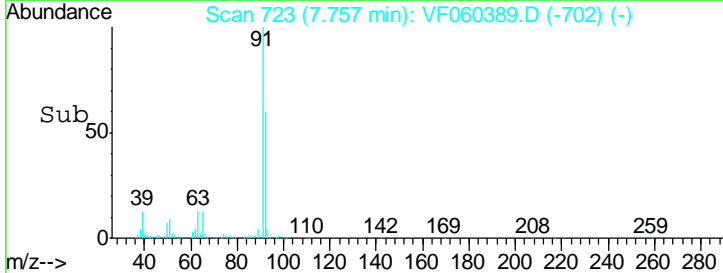
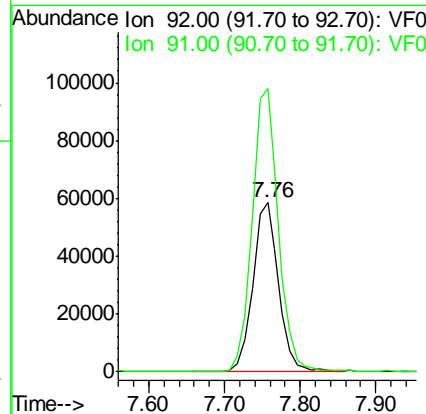
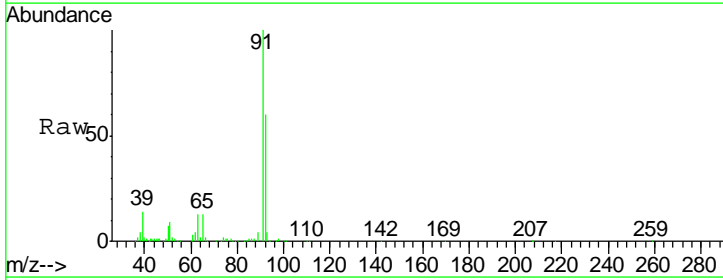
Instrument :  
 MSVOA\_F  
 ClientSampleId :  
 VSTDIC020

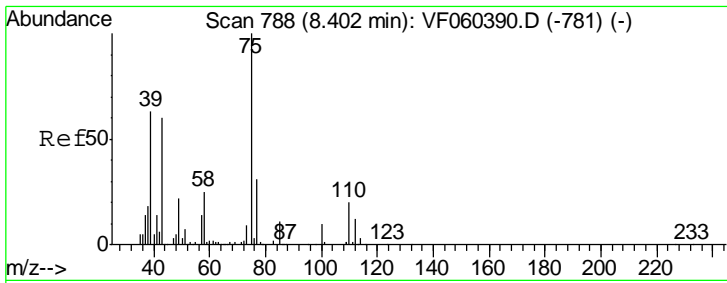
Tgt Ion: 43 Resp: 155167  
 Ion Ratio Lower Upper  
 43 100  
 58 35.1 28.5 42.7



#52  
 Toluene  
 Concen: 19.704 ug/l  
 RT: 7.76 min Scan# 723  
 Delta R.T. 0.00 min  
 Lab File: VF060389.D  
 Acq: 1 Oct 2018 18:14

Tgt Ion: 92 Resp: 137685  
 Ion Ratio Lower Upper  
 92 100  
 91 167.4 135.4 203.0

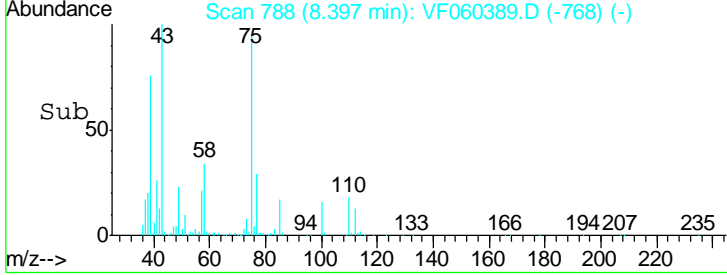
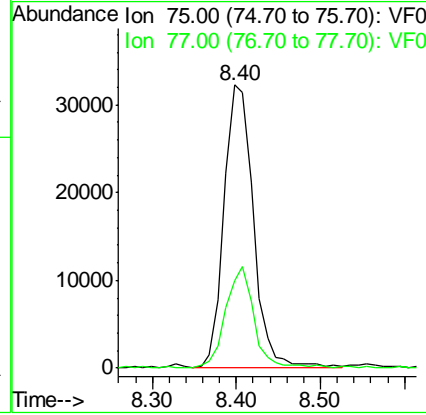
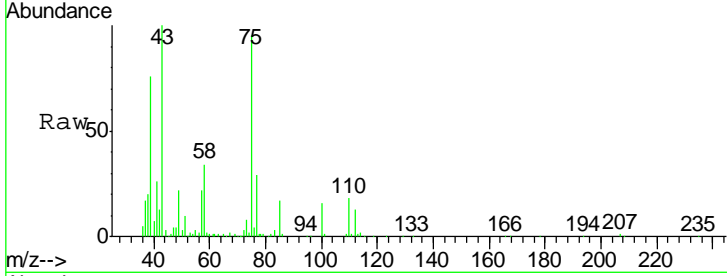




#53  
 t-1,3-Dichloropropene  
 Concen: 19.629 ug/l  
 RT: 8.40 min Scan# 788  
 Delta R.T. -0.00 min  
 Lab File: VF060389.D  
 Acq: 1 Oct 2018 18:14

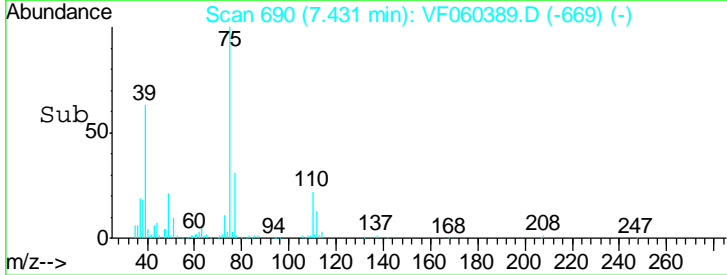
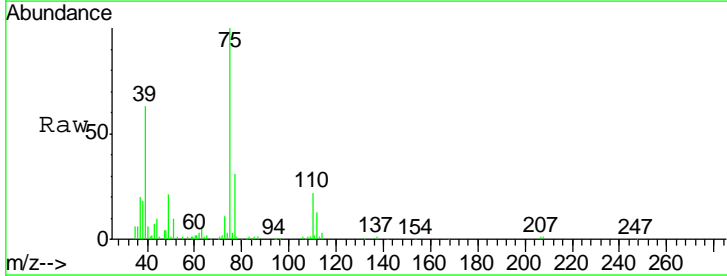
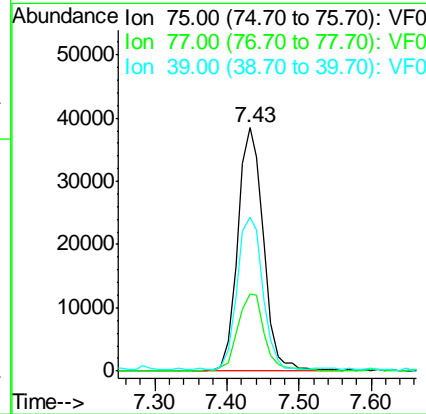
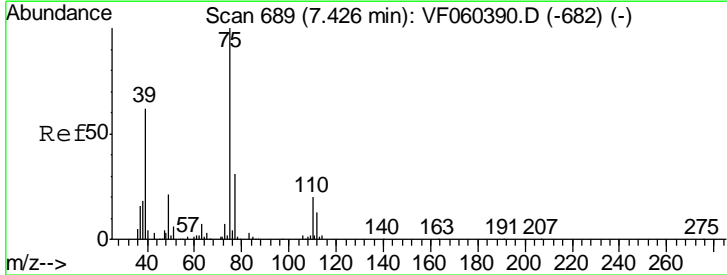
Instrument : MSVOA\_F  
 ClientSampled : VSTDIC020

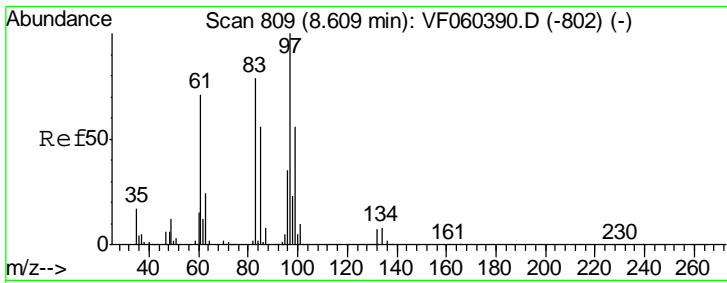
Tgt Ion: 75 Resp: 78746  
 Ion Ratio Lower Upper  
 75 100  
 77 30.8 24.6 36.8



#54  
 cis-1,3-Dichloropropene  
 Concen: 19.075 ug/l  
 RT: 7.43 min Scan# 690  
 Delta R.T. 0.00 min  
 Lab File: VF060389.D  
 Acq: 1 Oct 2018 18:14

Tgt Ion: 75 Resp: 96020  
 Ion Ratio Lower Upper  
 75 100  
 77 31.5 25.2 37.8  
 39 63.3 49.7 74.5

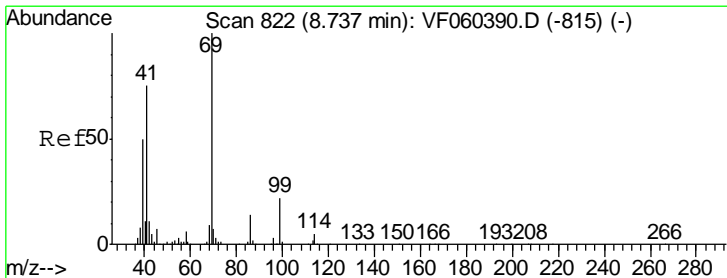
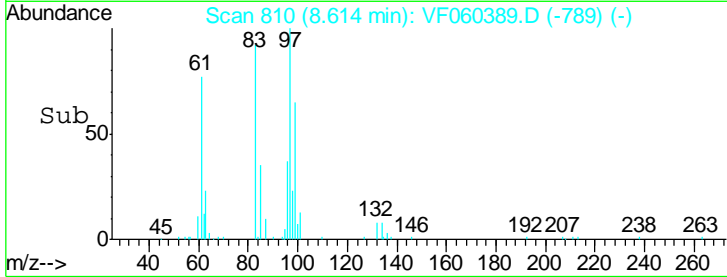
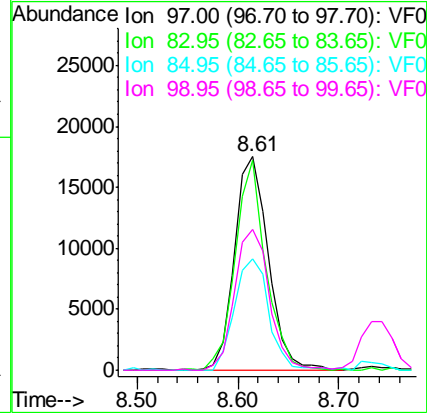
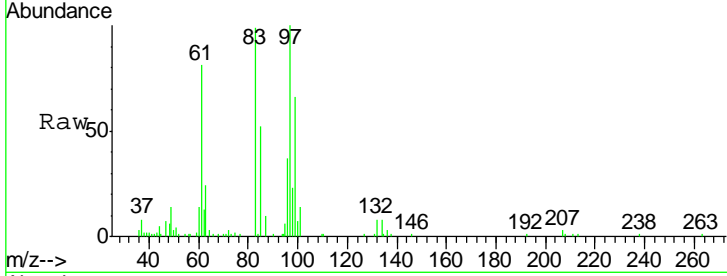




#55  
 1,1,2-Trichloroethane  
 Concen: 19.204 ug/l  
 RT: 8.61 min Scan# 810  
 Delta R.T. 0.00 min  
 Lab File: VF060389.D  
 Acq: 1 Oct 2018 18:14

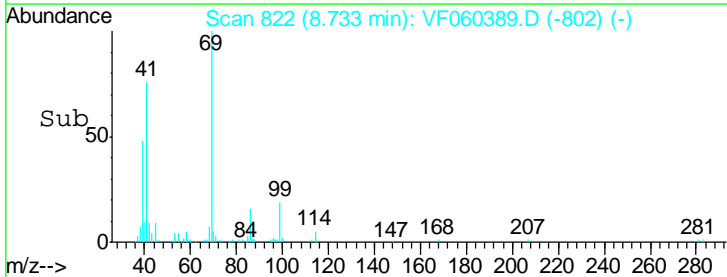
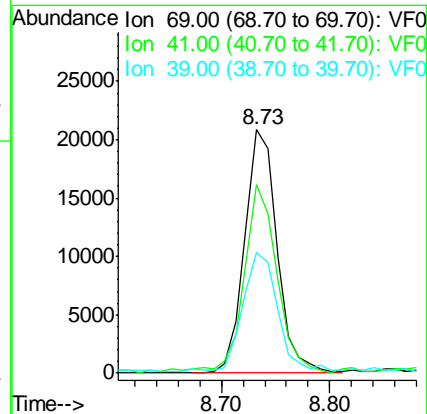
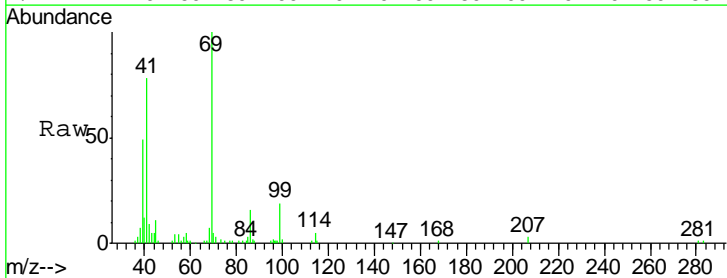
Instrument :  
 MSVOA\_F  
 ClientSampleID :  
 VSTDIC020

Tgt Ion	Resp	Lower	Upper
97	40716		
83	98.6	63.4	95.0#
85	52.4	44.5	66.7
99	66.0	45.1	67.7

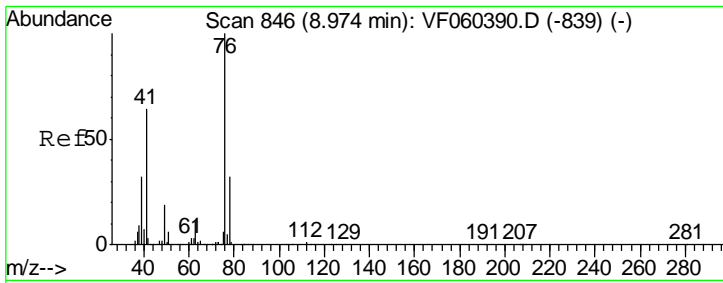


#56  
 Ethyl methacrylate  
 Concen: 17.037 ug/l  
 RT: 8.73 min Scan# 822  
 Delta R.T. -0.00 min  
 Lab File: VF060389.D  
 Acq: 1 Oct 2018 18:14

Tgt Ion	Resp	Lower	Upper
69	43673		
41	77.5	60.2	90.4
39	49.4	40.2	60.2



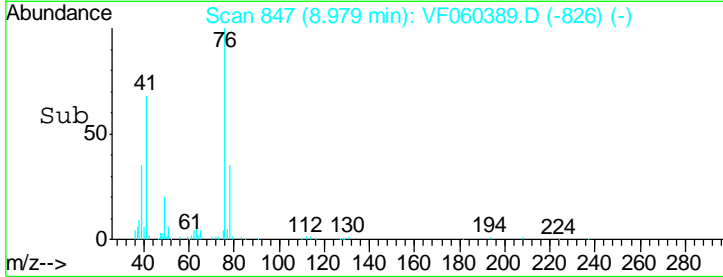
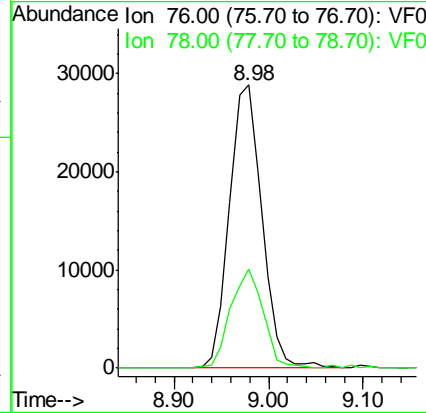
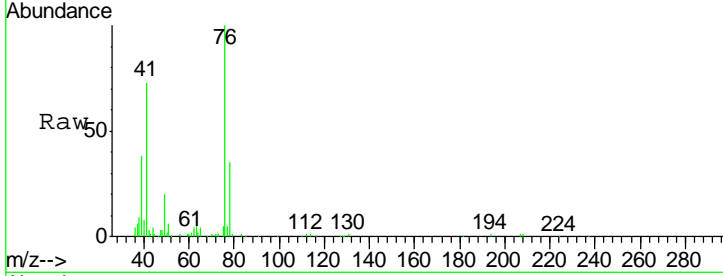




#57  
 1,3-Dichloropropane  
 Concen: 19.564 ug/l  
 RT: 8.98 min Scan# 847  
 Delta R.T. 0.00 min  
 Lab File: VF060389.D  
 Acq: 1 Oct 2018 18:14

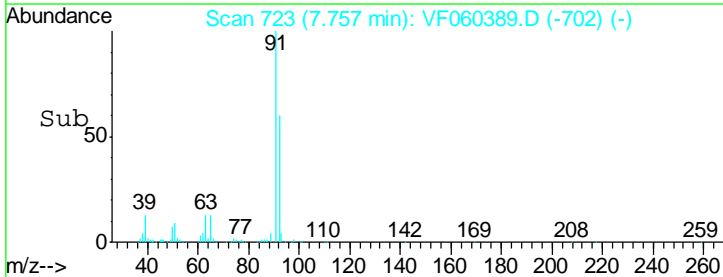
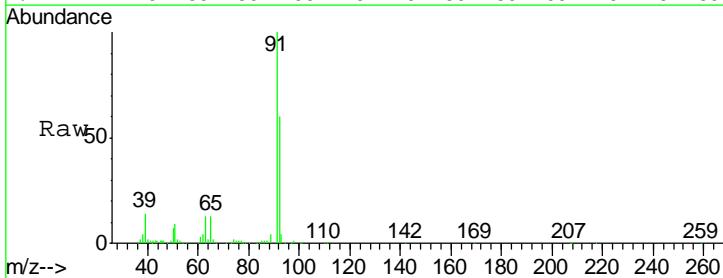
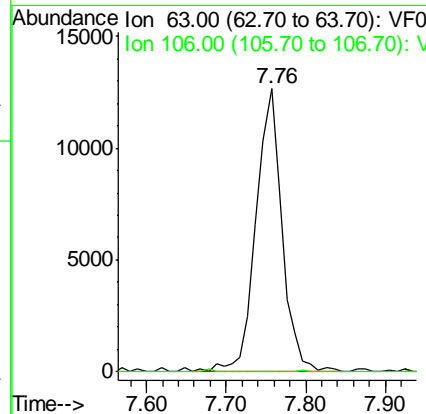
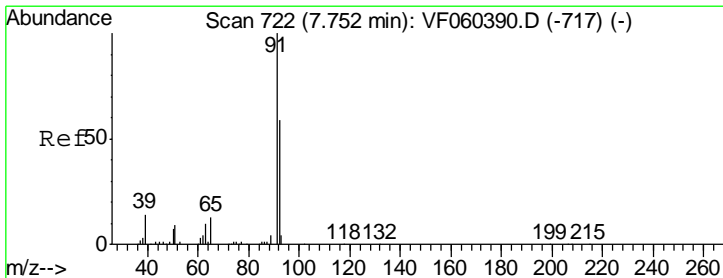
Instrument : MSVOA\_F  
 ClientSampleID : VSTDIC020

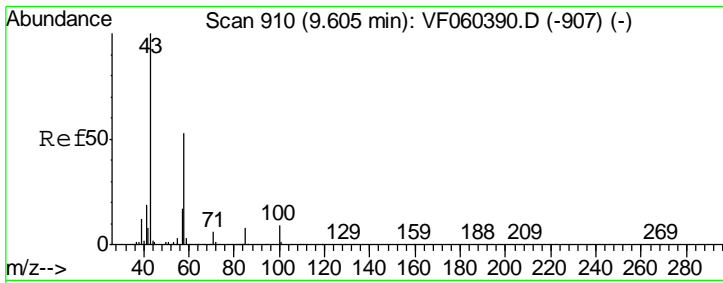
Tgt Ion: 76 Resp: 68976  
 Ion Ratio Lower Upper  
 76 100  
 78 34.9 25.3 37.9



#58  
 2-Chloroethyl Vinyl ether  
 Concen: 122.901 ug/l  
 RT: 7.76 min Scan# 723  
 Delta R.T. 0.00 min  
 Lab File: VF060389.D  
 Acq: 1 Oct 2018 18:14

Tgt Ion: 63 Resp: 28556  
 Ion Ratio Lower Upper  
 63 100  
 106 0.0 0.0 0.0

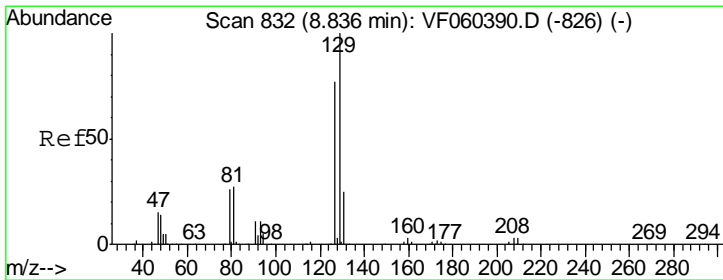
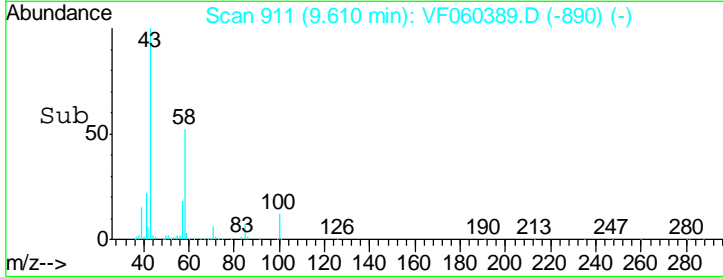
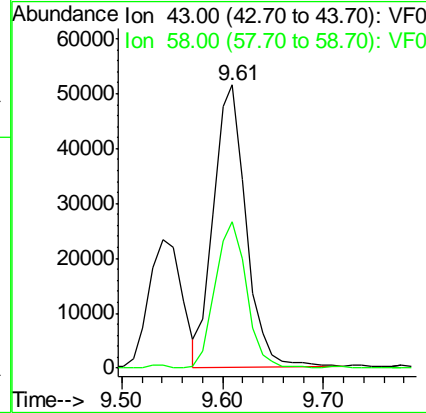
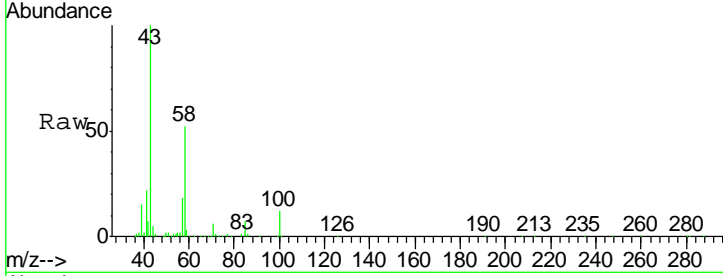




#59  
 2-Hexanone  
 Concen: 88.125 ug/l  
 RT: 9.61 min Scan# 911  
 Delta R.T. 0.00 min  
 Lab File: VF060389.D  
 Acq: 1 Oct 2018 18:14

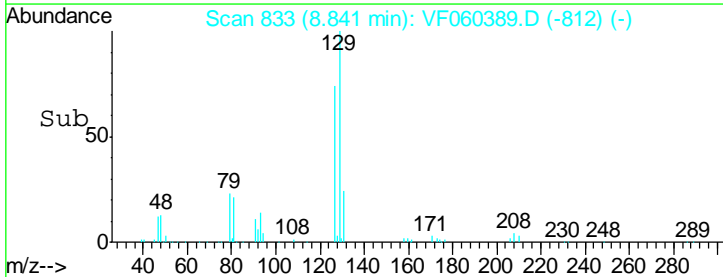
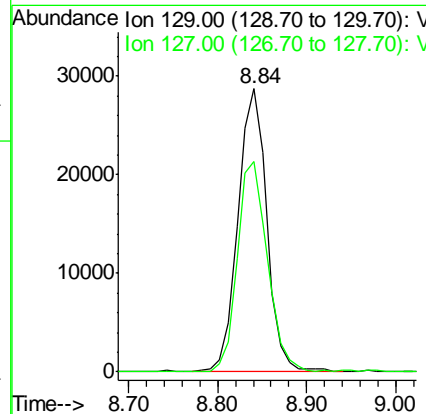
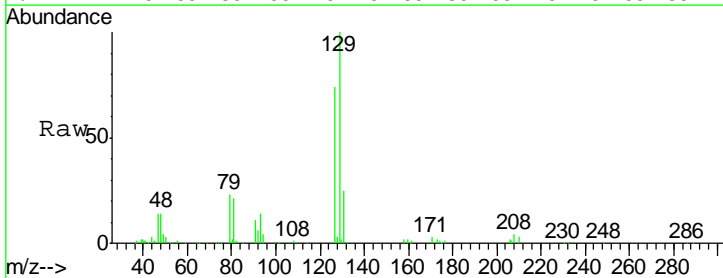
Instrument :  
 MSVOA\_F  
 ClientSampled :  
 VSTDIC020

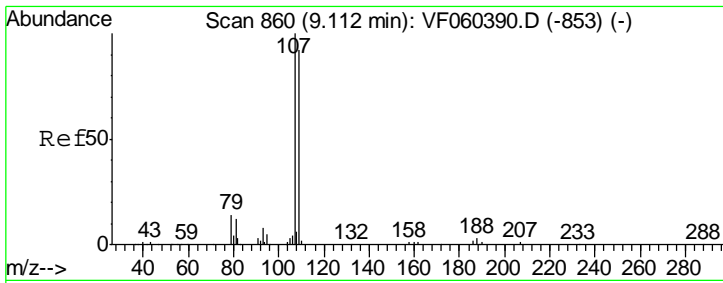
Tgt Ion: 43 Resp: 115968  
 Ion Ratio Lower Upper  
 43 100  
 58 51.8 25.6 76.6



#60  
 Dibromochloromethane  
 Concen: 20.342 ug/l  
 RT: 8.84 min Scan# 833  
 Delta R.T. 0.00 min  
 Lab File: VF060389.D  
 Acq: 1 Oct 2018 18:14

Tgt Ion: 129 Resp: 65000  
 Ion Ratio Lower Upper  
 129 100  
 127 74.2 38.3 114.8

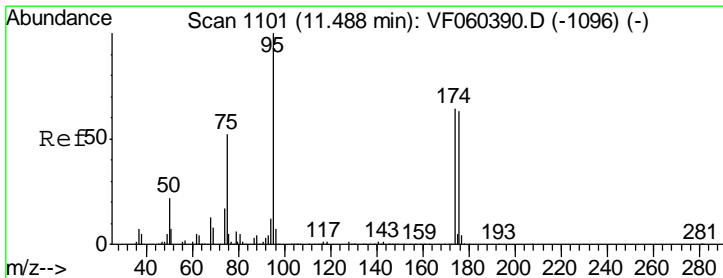
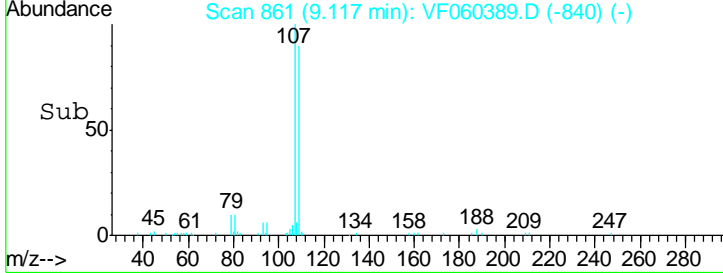
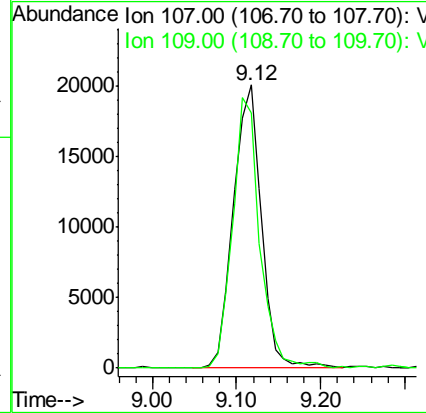
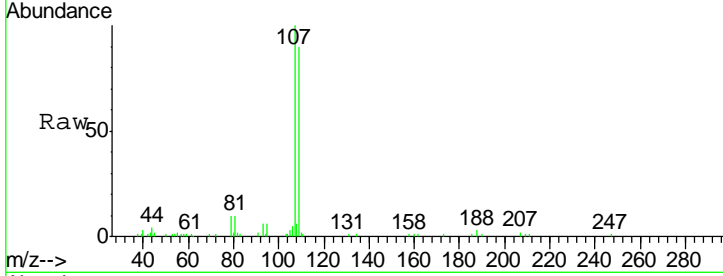




#61  
 1,2-Dibromoethane  
 Concen: 19.475 ug/l  
 RT: 9.12 min Scan# 861  
 Delta R.T. 0.00 min  
 Lab File: VF060389.D  
 Acq: 1 Oct 2018 18:14

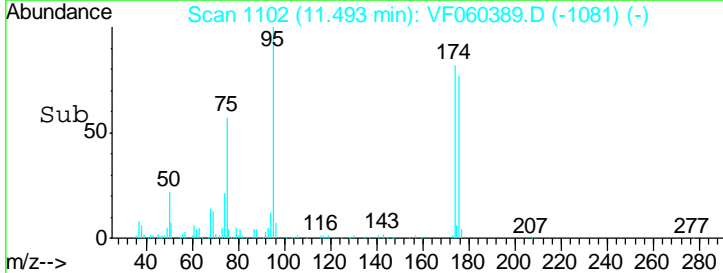
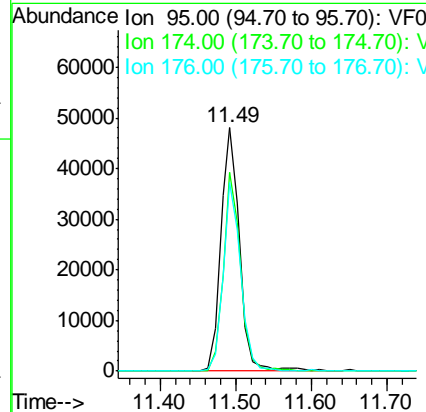
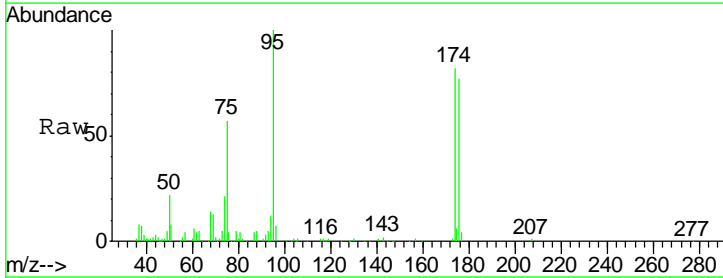
Instrument : MSVOA\_F  
 ClientSampled : VSTDIC020

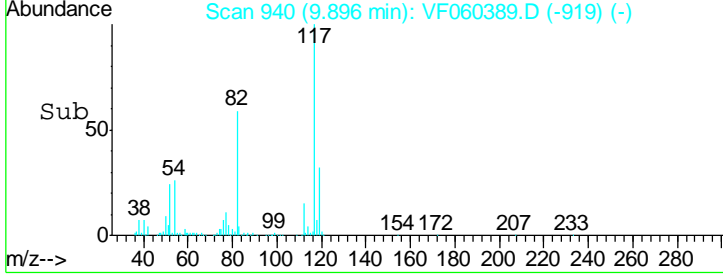
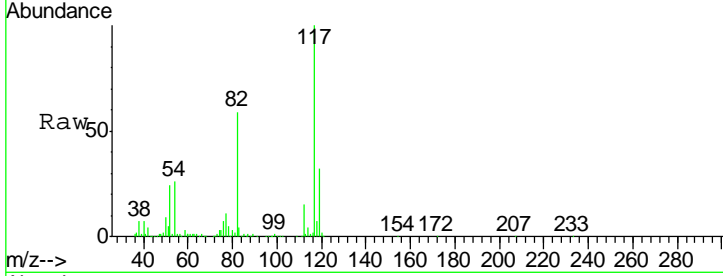
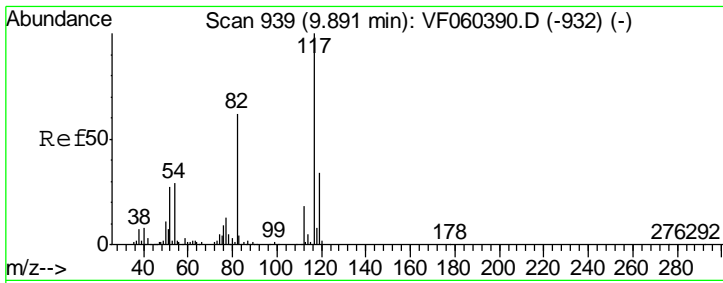
Tgt Ion	Resp	Lower	Upper
107	46495		
109	90.4	73.7	110.5



#62  
 4-Bromofluorobenzene  
 Concen: 20.617 ug/l  
 RT: 11.49 min Scan# 1102  
 Delta R.T. 0.00 min  
 Lab File: VF060389.D  
 Acq: 1 Oct 2018 18:14

Tgt Ion	Resp	Lower	Upper
95	83018		
174	81.7	0.0	129.0
176	77.5	0.0	125.6

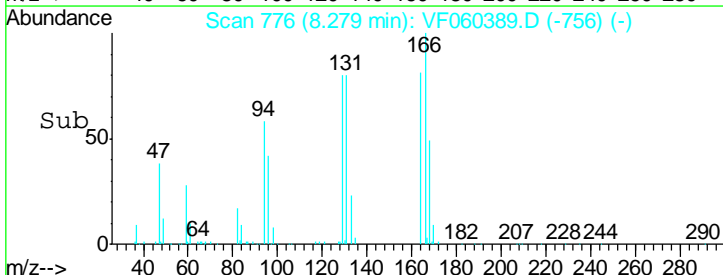
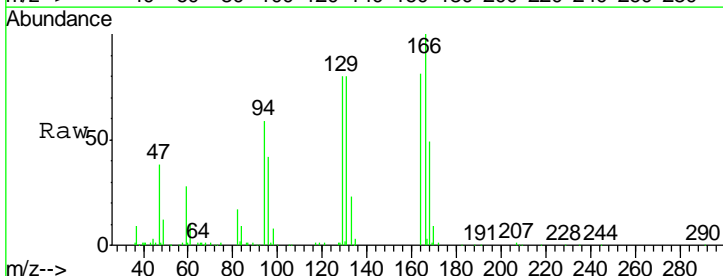
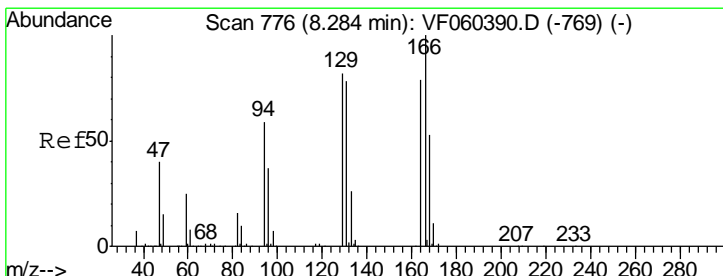
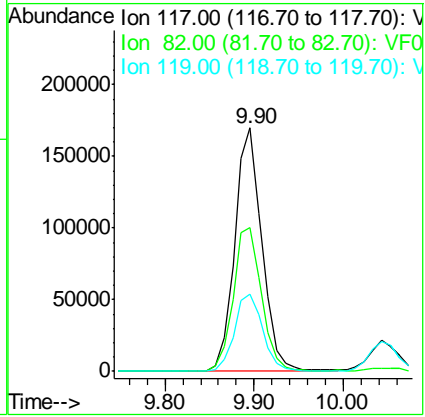




#63  
 Chlorobenzene-d5  
 Concen: 50.000 ug/l  
 RT: 9.90 min Scan# 940  
 Delta R.T. 0.00 min  
 Lab File: VF060389.D  
 Acq: 1 Oct 2018 18:14

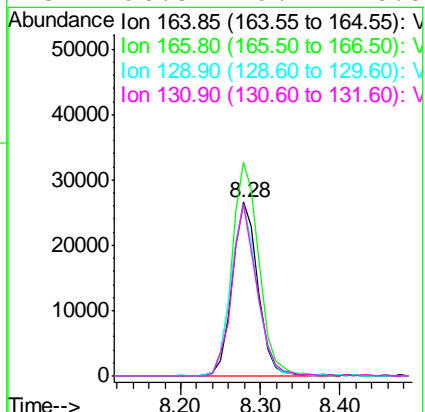
Instrument : MSVOA\_F  
 ClientSampleID : VSTDIC020

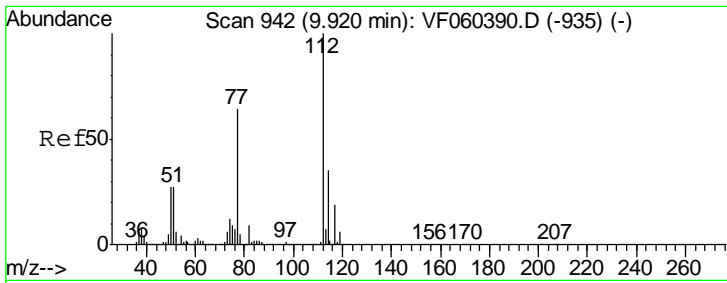
Tgt Ion	Resp	Lower	Upper
117	362440		
82	59.1	49.5	74.3
119	31.9	27.0	40.6



#64  
 Tetrachloroethene  
 Concen: 18.495 ug/l  
 RT: 8.28 min Scan# 776  
 Delta R.T. -0.00 min  
 Lab File: VF060389.D  
 Acq: 1 Oct 2018 18:14

Tgt Ion	Resp	Lower	Upper
164	59841		
166	123.1	101.0	151.6
129	98.8	82.5	123.7
131	98.5	79.2	118.8

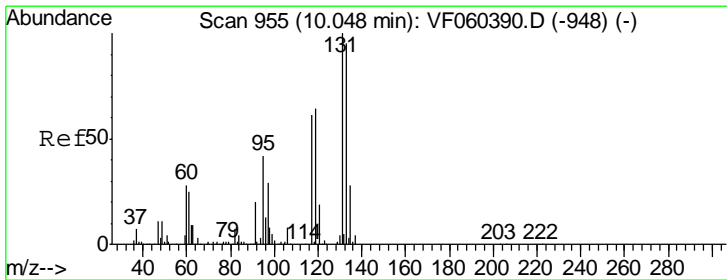
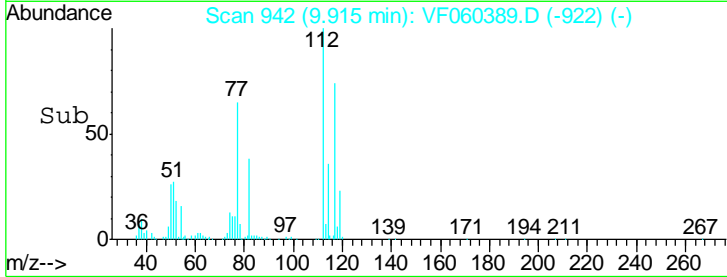
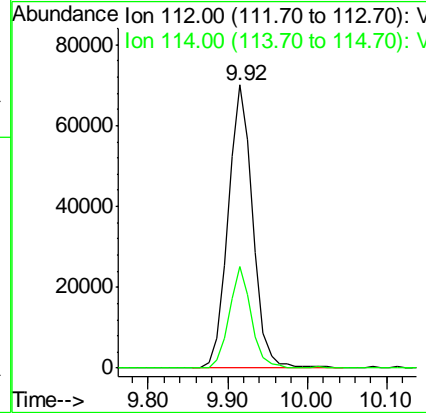
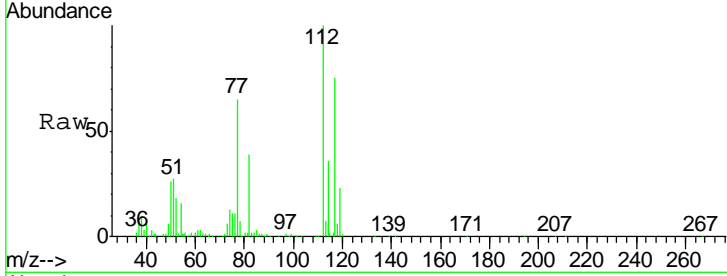




#65  
 Chlorobenzene  
 Concen: 18.786 ug/l  
 RT: 9.92 min Scan# 942  
 Delta R.T. -0.00 min  
 Lab File: VF060389.D  
 Acq: 1 Oct 2018 18:14

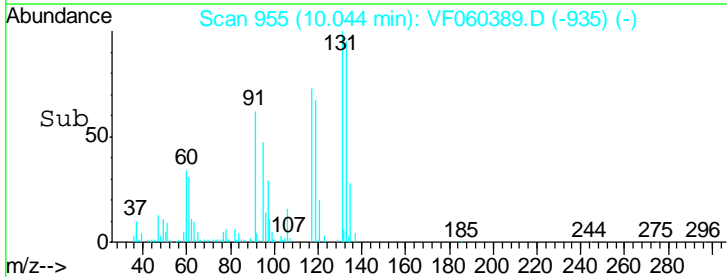
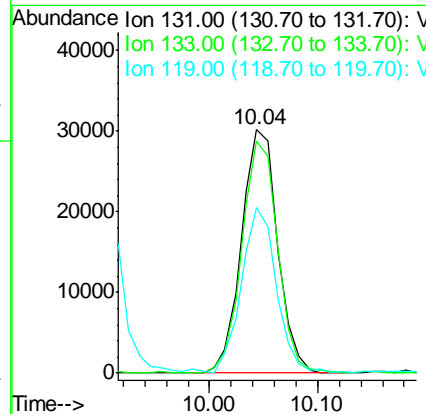
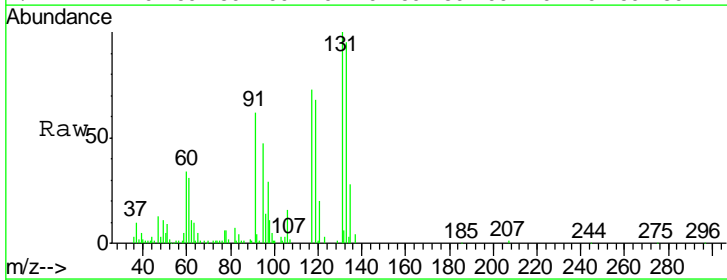
Instrument :  
 MSVOA\_F  
 ClientSampleId :  
 VSTDIC020

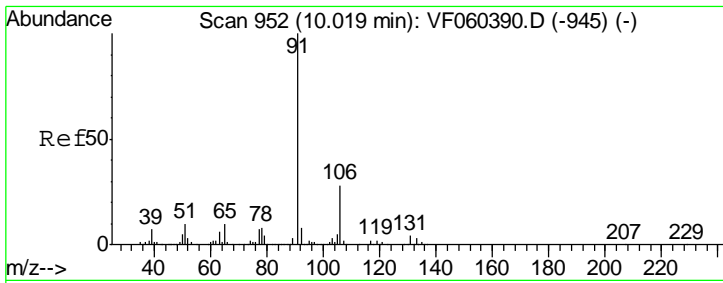
Tgt Ion:112 Resp: 152596  
 Ion Ratio Lower Upper  
 112 100  
 114 35.7 27.7 41.5



#66  
 1,1,1,2-Tetrachloroethane  
 Concen: 20.503 ug/l  
 RT: 10.04 min Scan# 955  
 Delta R.T. -0.00 min  
 Lab File: VF060389.D  
 Acq: 1 Oct 2018 18:14

Tgt Ion:131 Resp: 70129  
 Ion Ratio Lower Upper  
 131 100  
 133 95.2 47.3 141.8  
 119 67.8 32.3 96.9

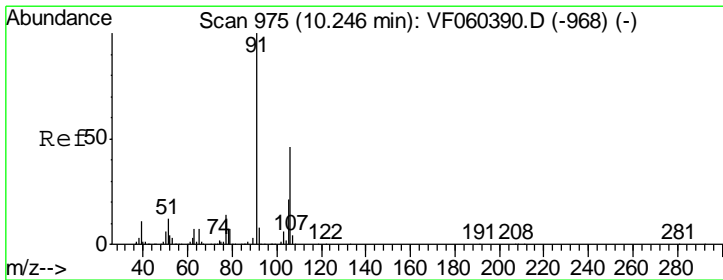
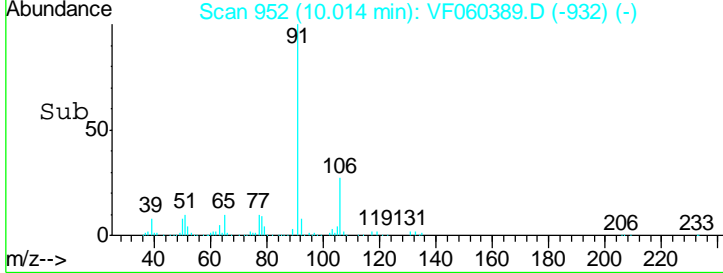
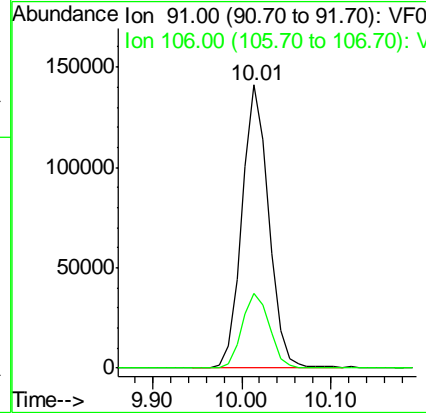
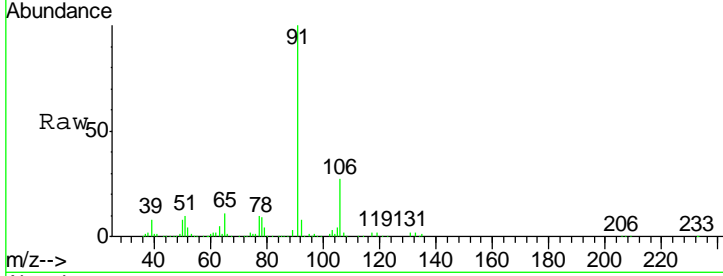




#67  
 Ethyl Benzene  
 Concen: 19.556 ug/l  
 RT: 10.01 min Scan# 952  
 Delta R.T. -0.00 min  
 Lab File: VF060389.D  
 Acq: 1 Oct 2018 18:14

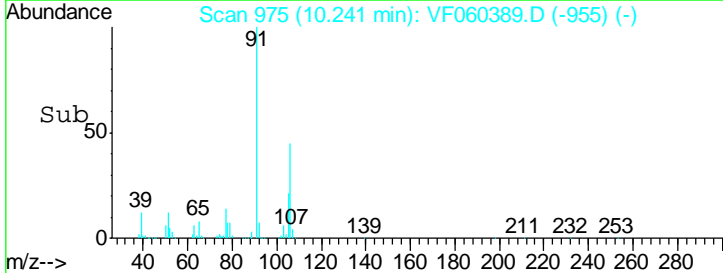
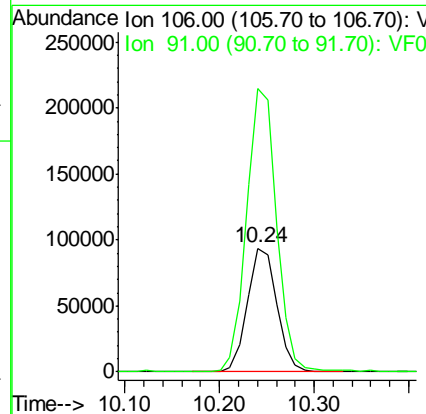
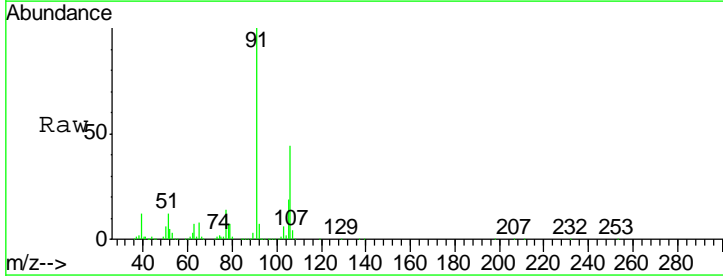
Instrument : MSVOA\_F  
 ClientSampled : VSTDIC020

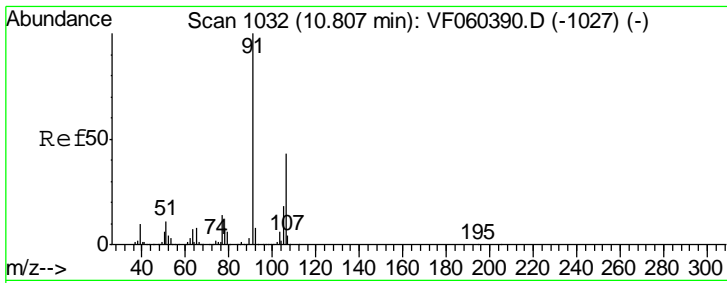
Tgt Ion: 91 Resp: 295032  
 Ion Ratio Lower Upper  
 91 100  
 106 26.5 22.5 33.7



#68  
 m/p-Xylenes  
 Concen: 39.127 ug/l  
 RT: 10.24 min Scan# 975  
 Delta R.T. -0.00 min  
 Lab File: VF060389.D  
 Acq: 1 Oct 2018 18:14

Tgt Ion: 106 Resp: 203751  
 Ion Ratio Lower Upper  
 106 100  
 91 229.0 175.0 262.6

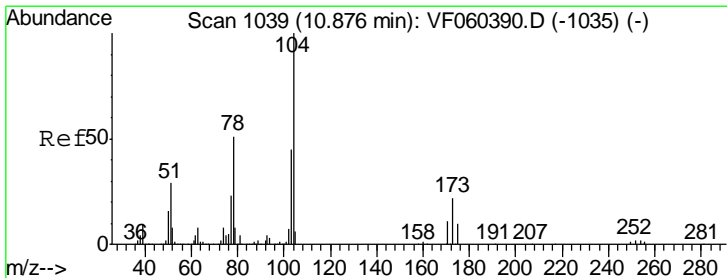
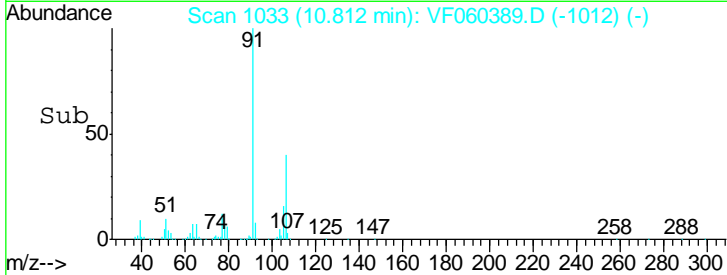
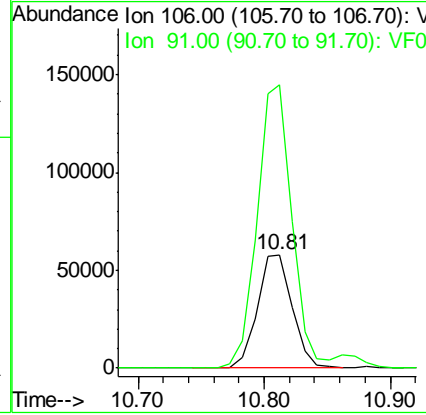
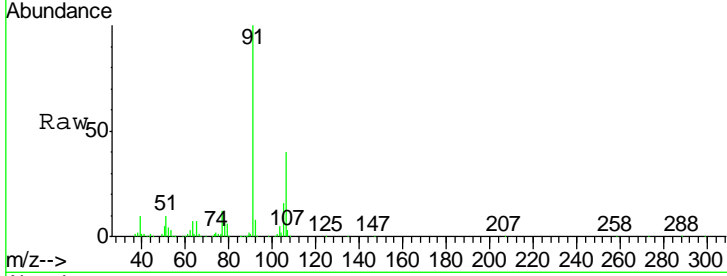




#69  
 o-Xylene  
 Concen: 19.203 ug/l  
 RT: 10.81 min Scan# 1033  
 Delta R.T. 0.01 min  
 Lab File: VF060389.D  
 Acq: 1 Oct 2018 18:14

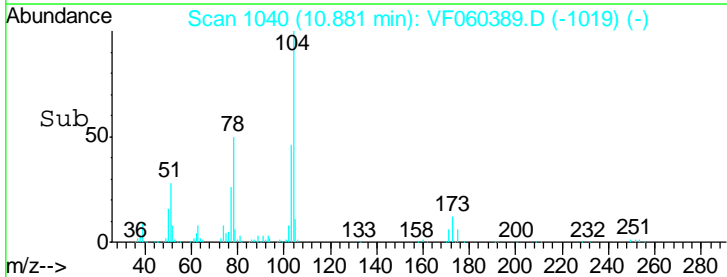
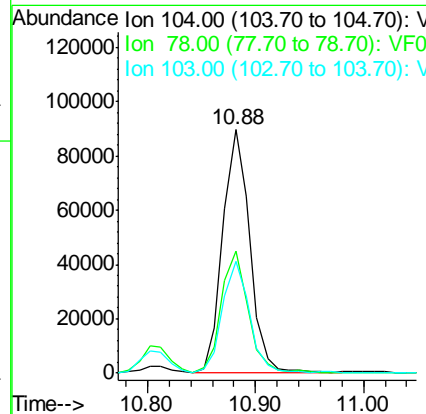
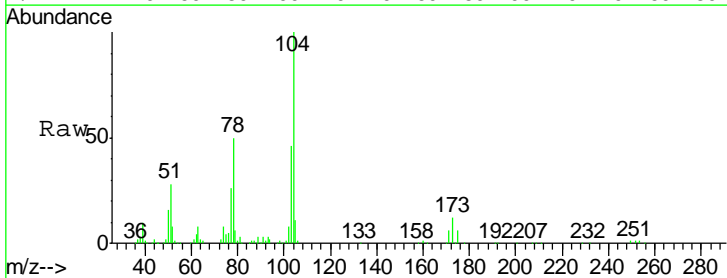
Instrument :  
 MSVOA\_F  
 ClientSampled :  
 VSTDIC020

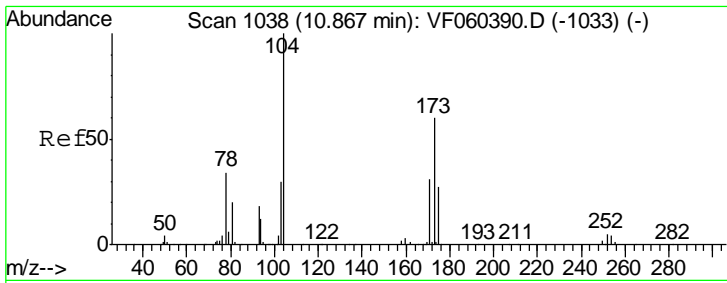
Tgt Ion:106 Resp: 111913  
 Ion Ratio Lower Upper  
 106 100  
 91 250.1 115.1 345.2



#70  
 Styrene  
 Concen: 19.060 ug/l  
 RT: 10.88 min Scan# 1040  
 Delta R.T. 0.00 min  
 Lab File: VF060389.D  
 Acq: 1 Oct 2018 18:14

Tgt Ion:104 Resp: 156236  
 Ion Ratio Lower Upper  
 104 100  
 78 50.2 41.0 61.4  
 103 45.7 36.4 54.6

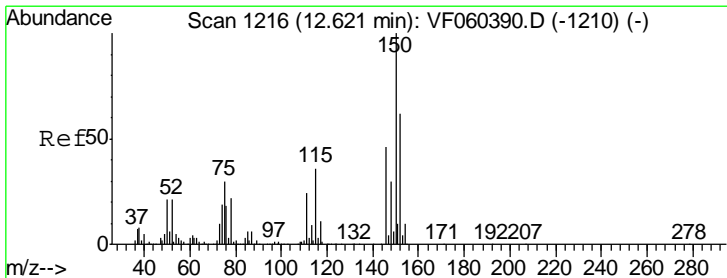
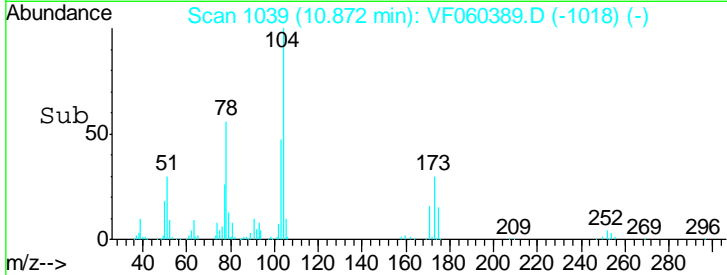
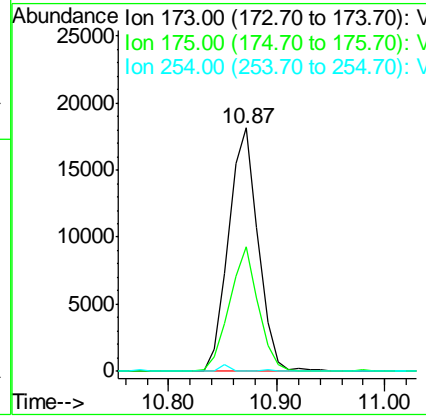
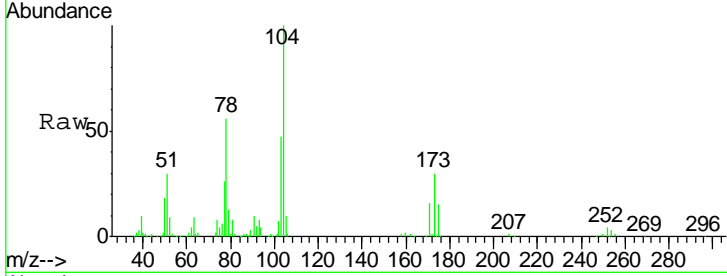




#71  
 Bromoform  
 Concen: 18.448 ug/l  
 RT: 10.87 min Scan# 1039  
 Delta R.T. 0.00 min  
 Lab File: VF060389.D  
 Acq: 1 Oct 2018 18:14

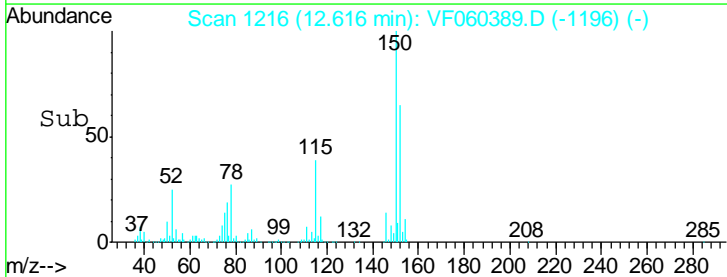
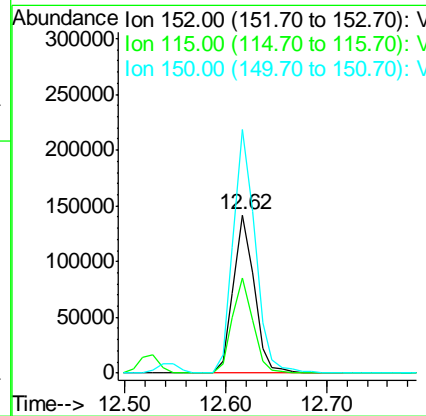
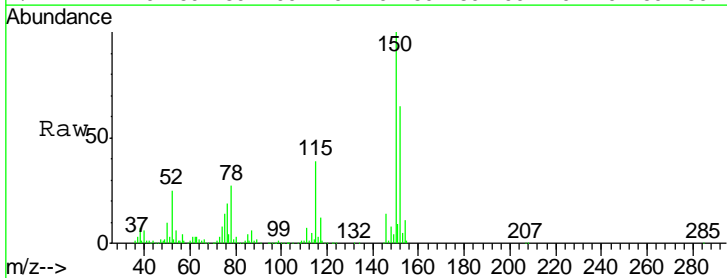
Instrument :  
 MSVOA\_F  
 ClientSampled :  
 VSTDIC020

Tgt Ion	Resp	Lower	Upper
173	34413		
175	51.2	22.1	66.1
254	0.0	0.0	0.0

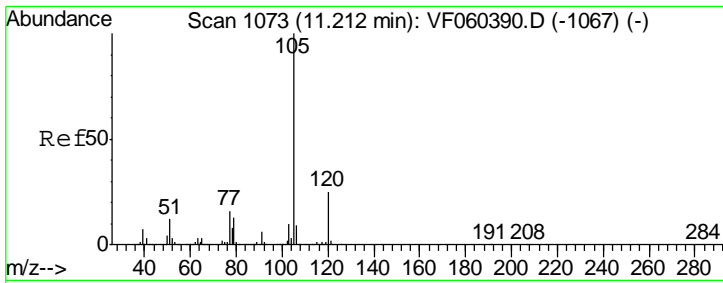


#72  
 1,4-Dichlorobenzene-d4  
 Concen: 50.000 ug/l  
 RT: 12.62 min Scan# 1216  
 Delta R.T. -0.00 min  
 Lab File: VF060389.D  
 Acq: 1 Oct 2018 18:14

Tgt Ion	Resp	Lower	Upper
152	207636		
115	59.9	28.6	85.8
150	154.1	0.0	324.6



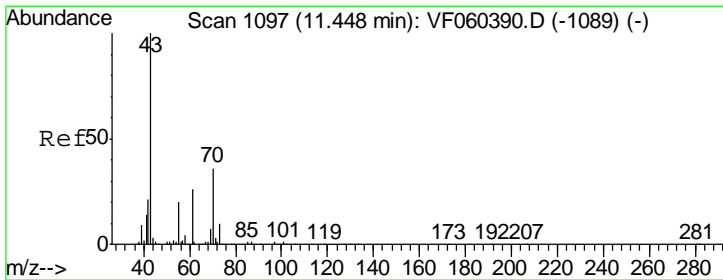
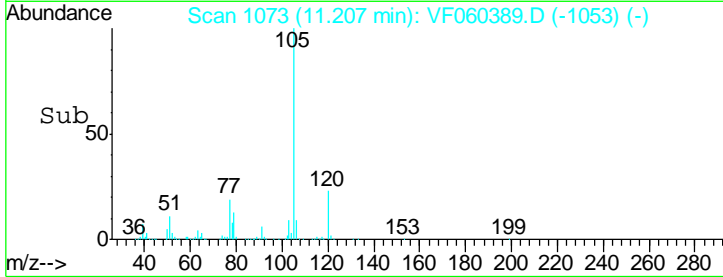
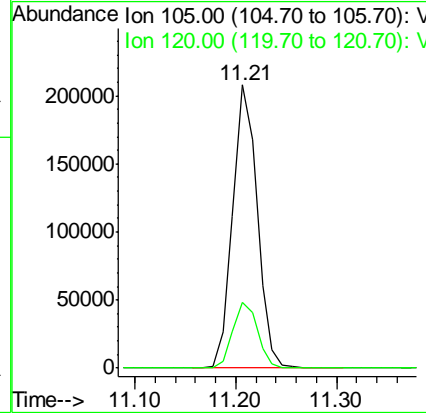
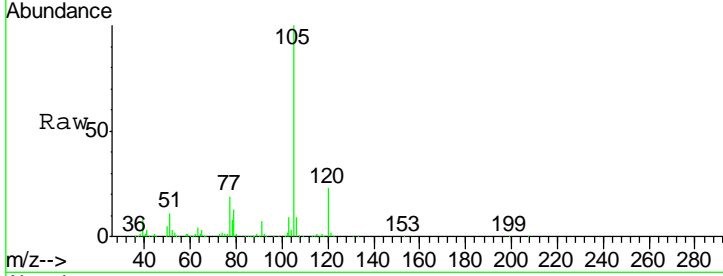




#73  
 Isopropylbenzene  
 Concen: 19.207 ug/l  
 RT: 11.21 min Scan# 1073  
 Delta R.T. -0.00 min  
 Lab File: VF060389.D  
 Acq: 1 Oct 2018 18:14

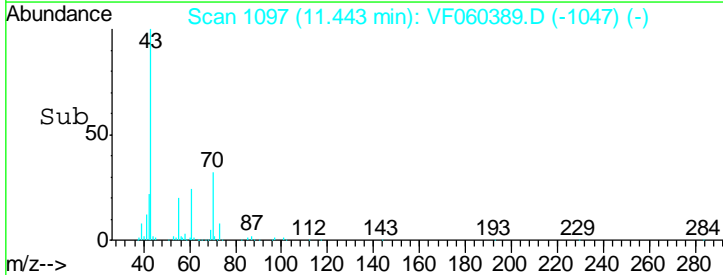
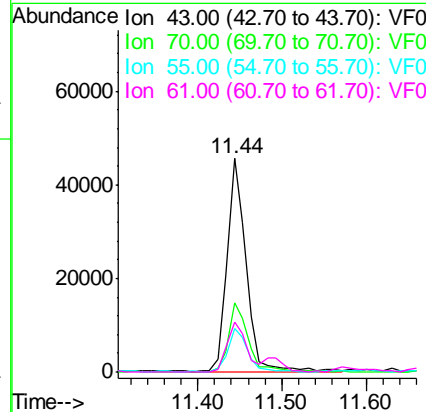
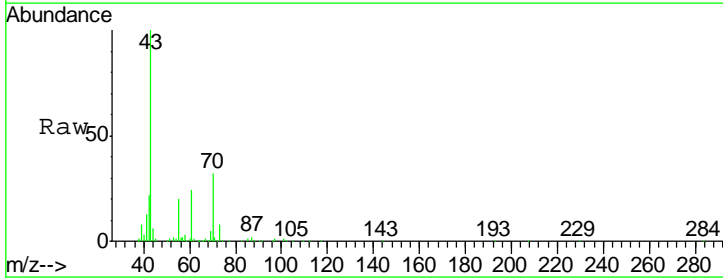
Instrument :  
 MSVOA\_F  
 ClientSampleId :  
 VSTDIC020

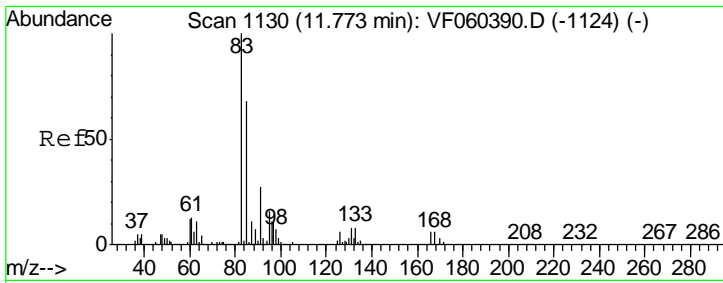
Tgt Ion: 105 Resp: 352075  
 Ion Ratio Lower Upper  
 105 100  
 120 23.2 12.3 36.9



#74  
 N-nyl acetate  
 Concen: 17.869 ug/l  
 RT: 11.44 min Scan# 1097  
 Delta R.T. -0.00 min  
 Lab File: VF060389.D  
 Acq: 1 Oct 2018 18:14

Tgt Ion: 43 Resp: 70961  
 Ion Ratio Lower Upper  
 43 100  
 70 32.3 29.1 43.7  
 55 20.3 16.3 24.5  
 61 23.7 21.0 31.4

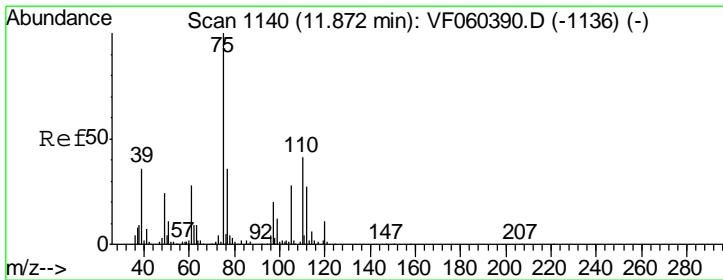
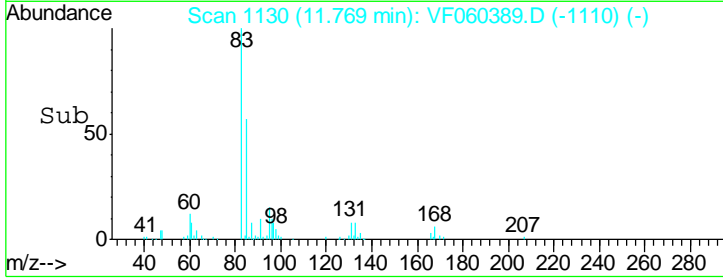
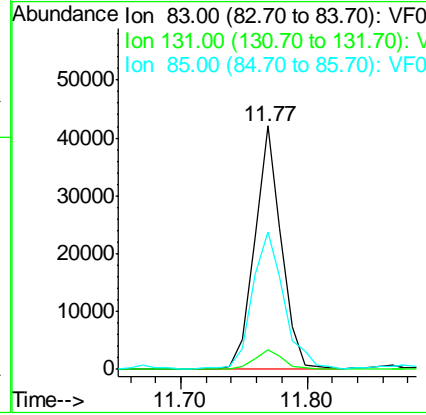
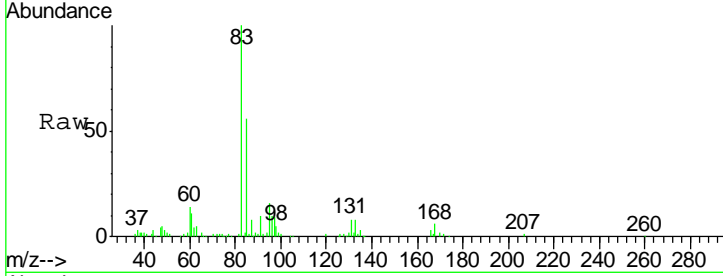




#75  
 1,1,2,2-Tetrachloroethane  
 Concen: 18.964 ug/l  
 RT: 11.77 min Scan# 1130  
 Delta R.T. -0.00 min  
 Lab File: VF060389.D  
 Acq: 1 Oct 2018 18:14

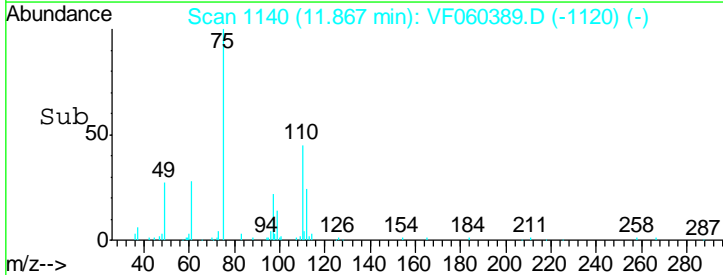
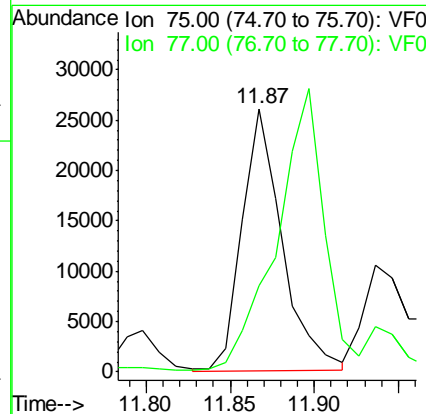
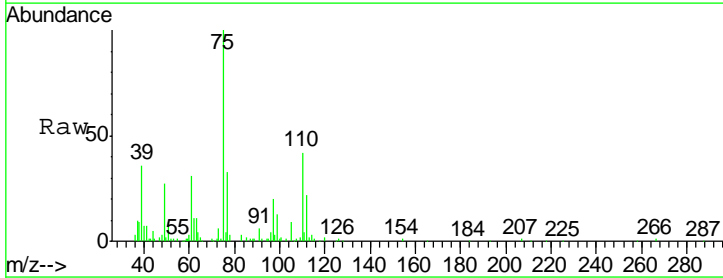
Instrument :  
 MSVOA\_F  
 ClientSampled :  
 VSTDIC020

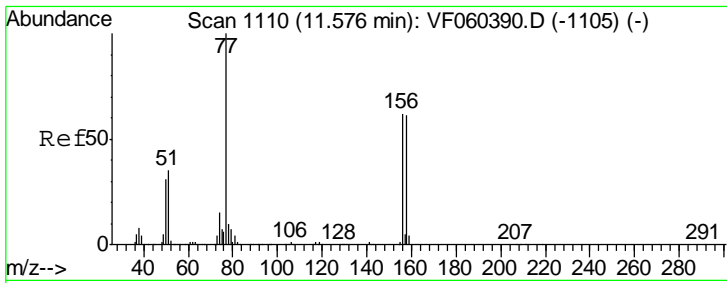
Tgt Ion	Resp	Lower	Upper
83	61708		
131	8.1	4.0	12.0
85	56.5	34.0	102.0



#76  
 1,2,3-Trichloropropane  
 Concen: 18.333 ug/l  
 RT: 11.87 min Scan# 1140  
 Delta R.T. -0.00 min  
 Lab File: VF060389.D  
 Acq: 1 Oct 2018 18:14

Tgt Ion	Resp	Lower	Upper
75	43159		
77	32.9	18.1	54.4

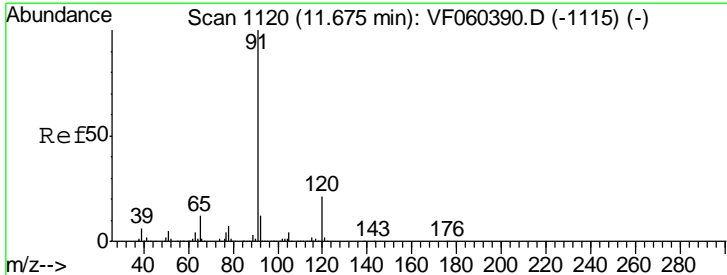
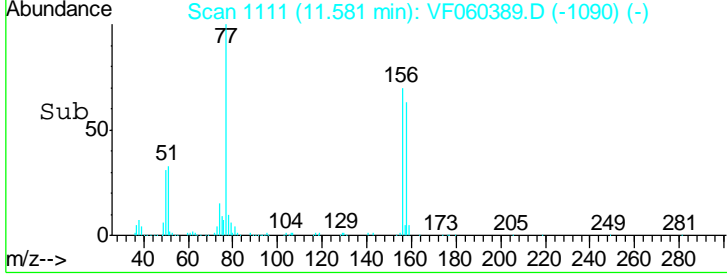
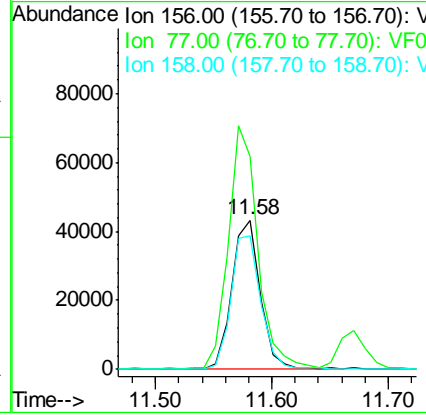
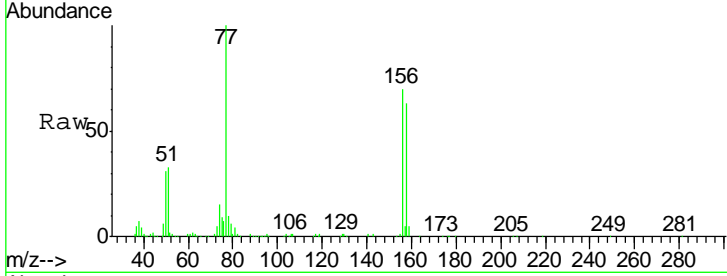




#77  
 Bromobenzene  
 Concen: 18.515 ug/l  
 RT: 11.58 min Scan# 1111  
 Delta R.T. 0.00 min  
 Lab File: VF060389.D  
 Acq: 1 Oct 2018 18:14

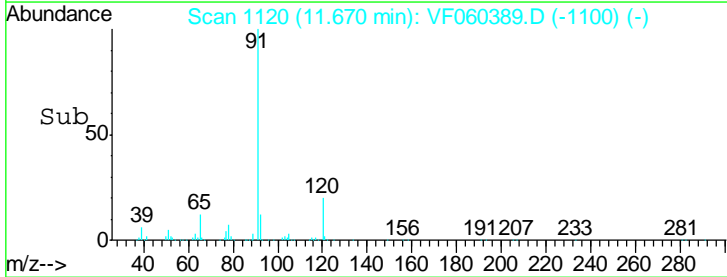
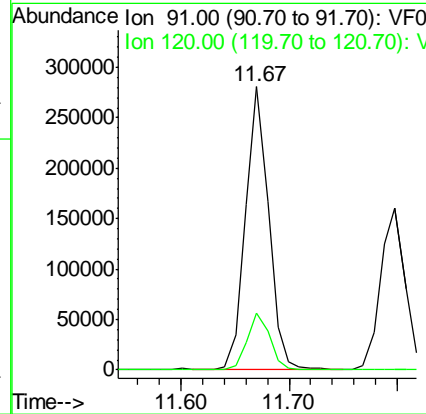
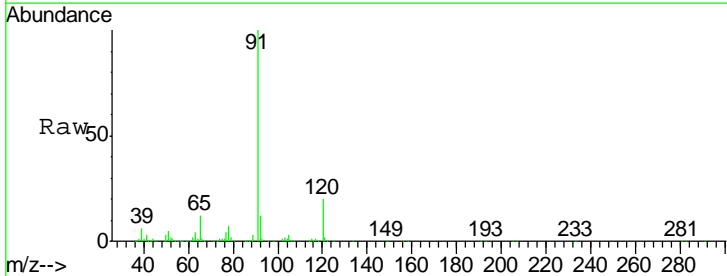
Instrument : MSVOA\_F  
 ClientSampled : VSTDIC020

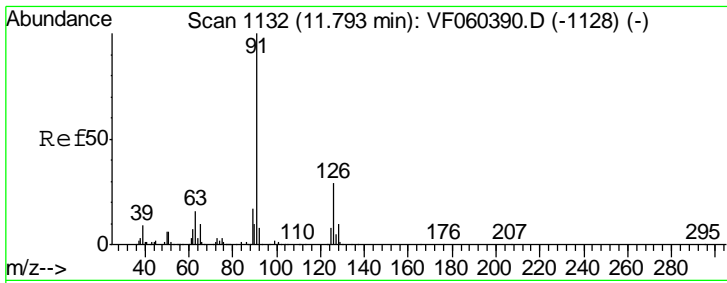
Tgt Ion	Resp	Lower	Upper
156	73324		
77	142.7	81.3	243.9
158	89.8	49.6	149.0



#78  
 n-propylbenzene  
 Concen: 19.017 ug/l  
 RT: 11.67 min Scan# 1120  
 Delta R.T. -0.00 min  
 Lab File: VF060389.D  
 Acq: 1 Oct 2018 18:14

Tgt Ion	Resp	Lower	Upper
91	413954		
120	19.9	10.5	31.6

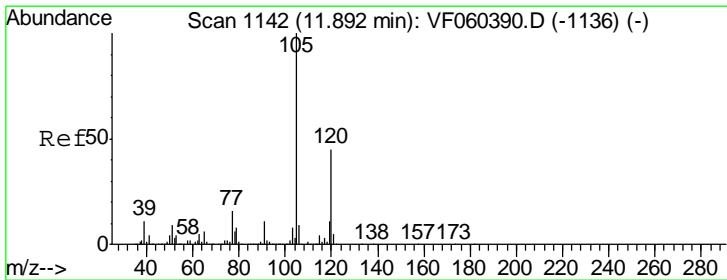
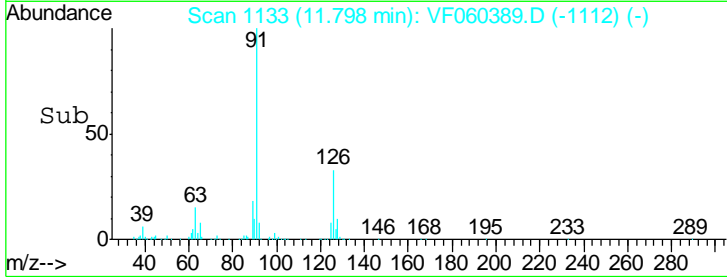
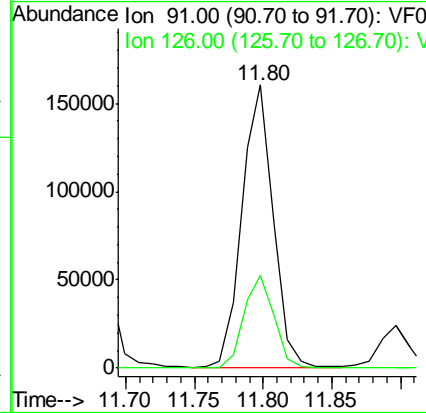
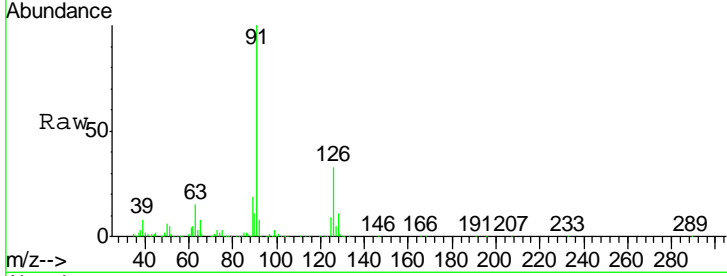




#79  
 2-Chlorotoluene  
 Concen: 20.002 ug/l  
 RT: 11.80 min Scan# 1133  
 Delta R.T. 0.00 min  
 Lab File: VF060389.D  
 Acq: 1 Oct 2018 18:14

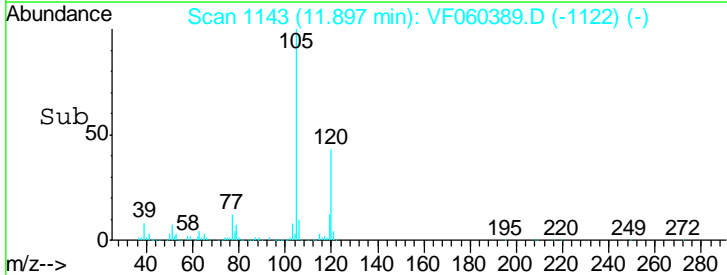
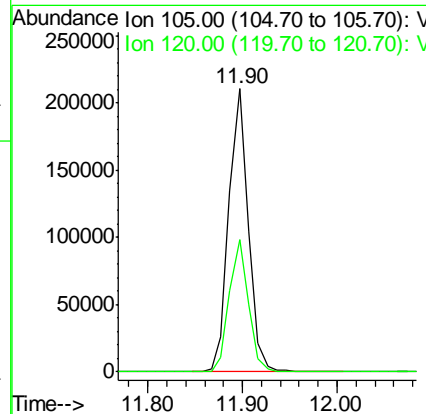
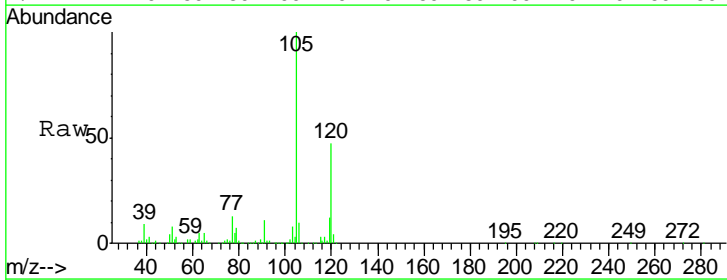
Instrument :  
 MSVOA\_F  
 ClientSampled :  
 VSTDIC020

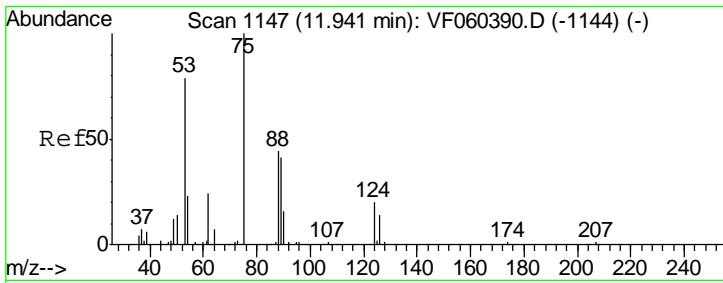
Tgt Ion: 91 Resp: 251087  
 Ion Ratio Lower Upper  
 91 100  
 126 32.9 14.4 43.4



#80  
 1,3,5-Trimethylbenzene  
 Concen: 20.277 ug/l  
 RT: 11.90 min Scan# 1143  
 Delta R.T. 0.00 min  
 Lab File: VF060389.D  
 Acq: 1 Oct 2018 18:14

Tgt Ion: 105 Resp: 300629  
 Ion Ratio Lower Upper  
 105 100  
 120 46.9 22.3 66.9

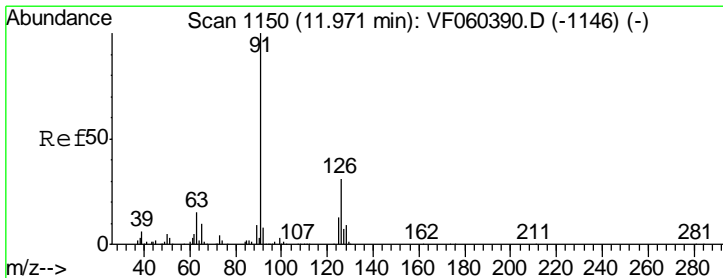
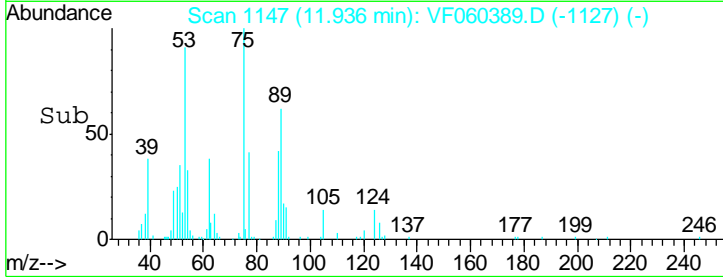
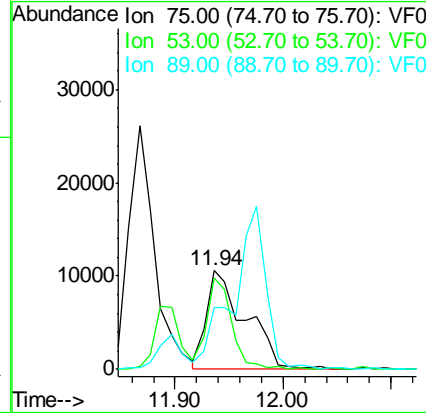
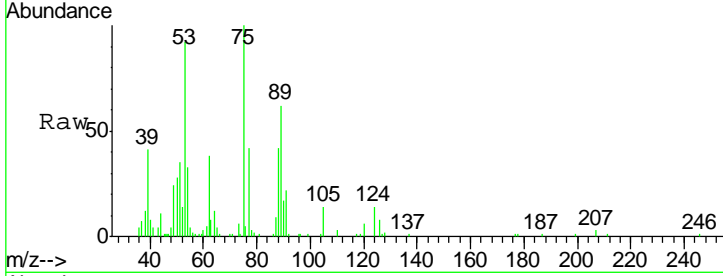




#81  
 trans-1,4-Dichloro-2-butene  
 Concen: 21.678 ug/l  
 RT: 11.94 min Scan# 1147  
 Delta R.T. -0.00 min  
 Lab File: VF060389.D  
 Acq: 1 Oct 2018 18:14

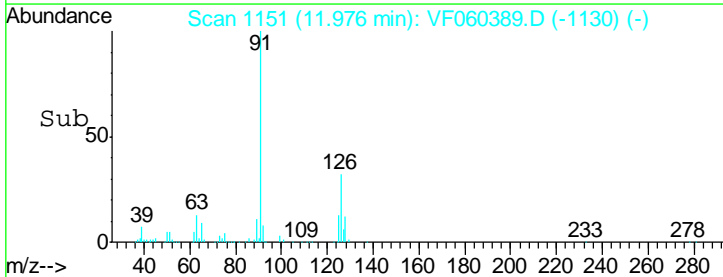
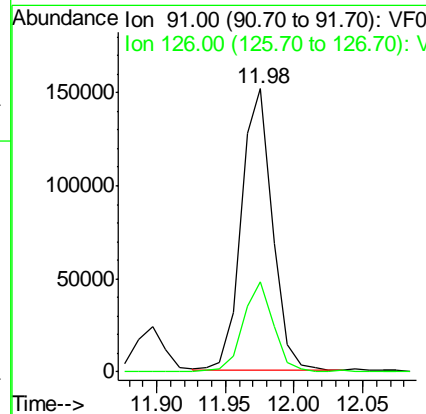
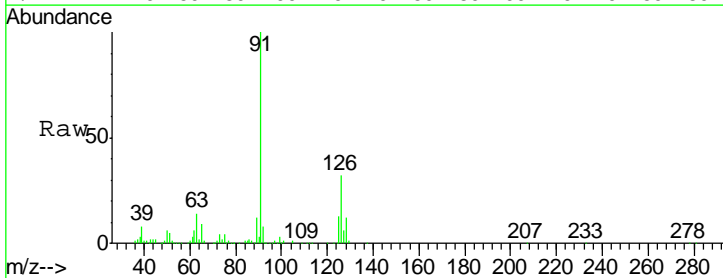
Instrument : MSVOA\_F  
 ClientSampled : VSTDIC020

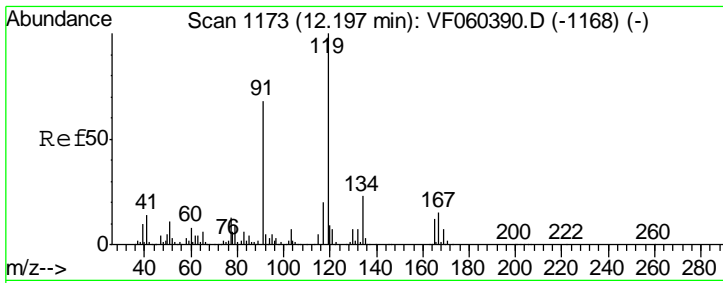
Tgt Ion	Resp	Lower	Upper
75	26628		
53	92.1	67.8	101.8
89	62.0	36.7	55.1#



#82  
 4-Chlorotoluene  
 Concen: 18.881 ug/l  
 RT: 11.98 min Scan# 1151  
 Delta R.T. 0.01 min  
 Lab File: VF060389.D  
 Acq: 1 Oct 2018 18:14

Tgt Ion	Resp	Lower	Upper
91	237102		
126	31.8	15.7	47.0

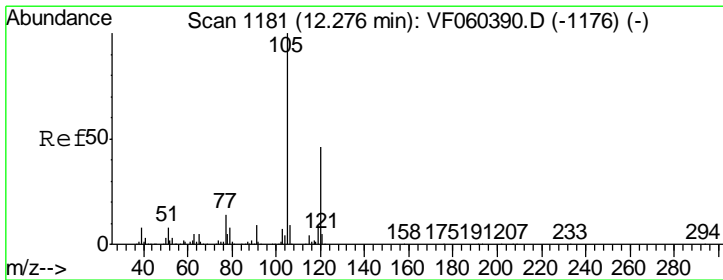
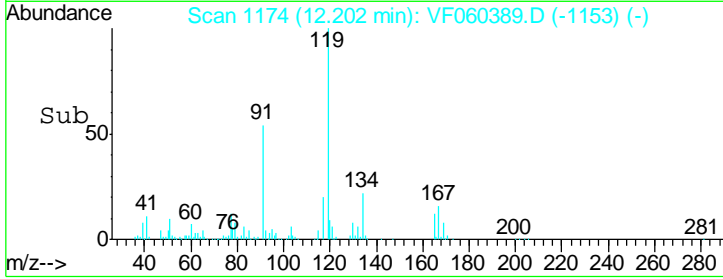
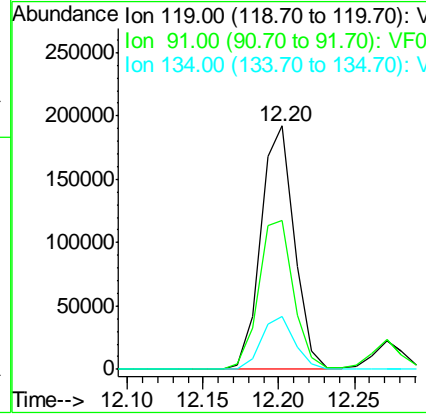
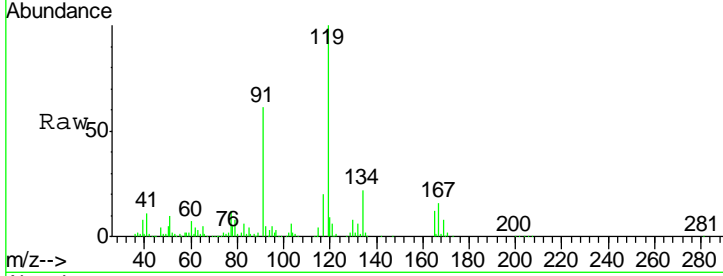




#83  
 tert-Butylbenzene  
 Concen: 19.811 ug/l  
 RT: 12.20 min Scan# 1174  
 Delta R.T. 0.00 min  
 Lab File: VF060389.D  
 Acq: 1 Oct 2018 18:14

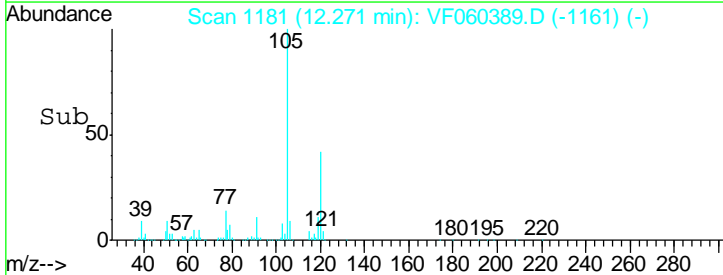
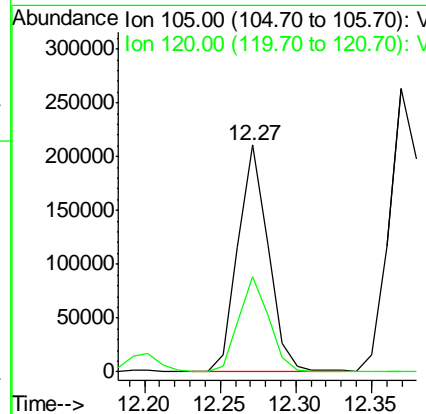
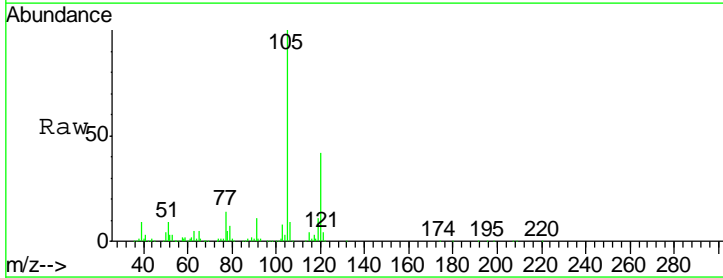
Instrument :  
 MSVOA\_F  
 ClientSampled :  
 VSTDIC020

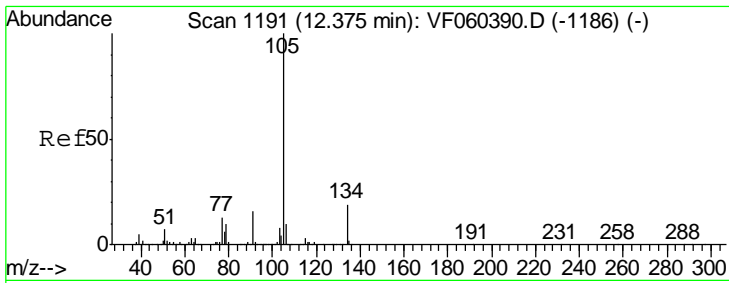
Tgt Ion	Resp	Lower	Upper
119	298602		
91	61.2	34.0	102.0
134	22.0	11.7	35.0



#84  
 1,2,4-Trimethylbenzene  
 Concen: 19.412 ug/l  
 RT: 12.27 min Scan# 1181  
 Delta R.T. -0.00 min  
 Lab File: VF060389.D  
 Acq: 1 Oct 2018 18:14

Tgt Ion	Resp	Lower	Upper
105	293848		
120	41.9	23.1	69.2

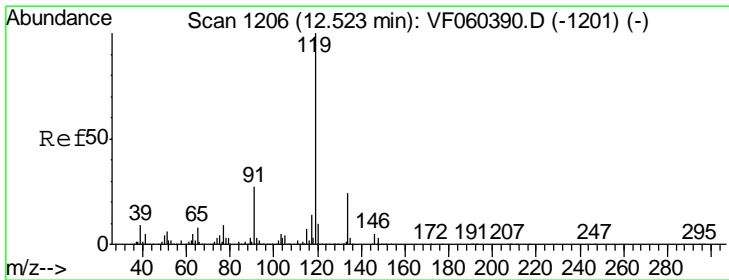
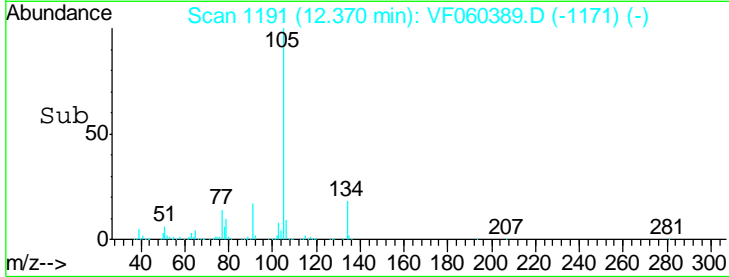
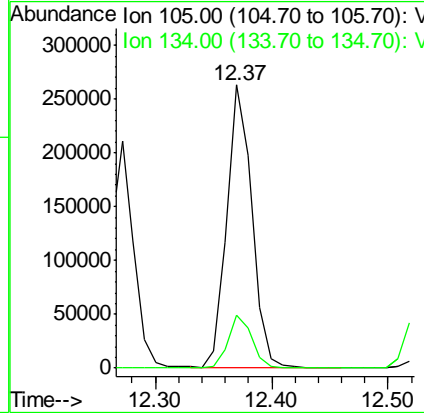
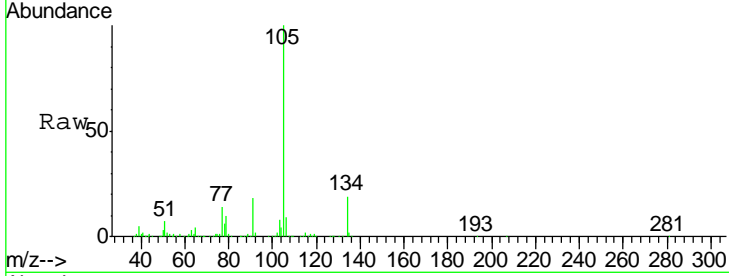




#85  
 sec-Butylbenzene  
 Concen: 18.865 ug/l  
 RT: 12.37 min Scan# 1191  
 Delta R.T. -0.00 min  
 Lab File: VF060389.D  
 Acq: 1 Oct 2018 18:14

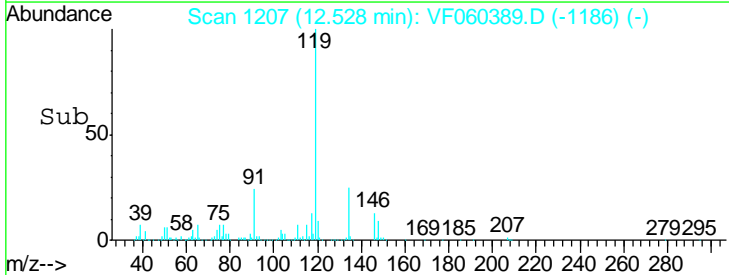
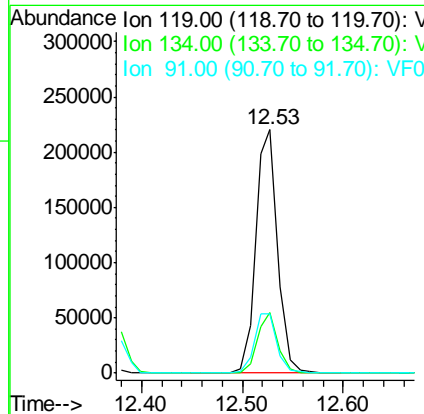
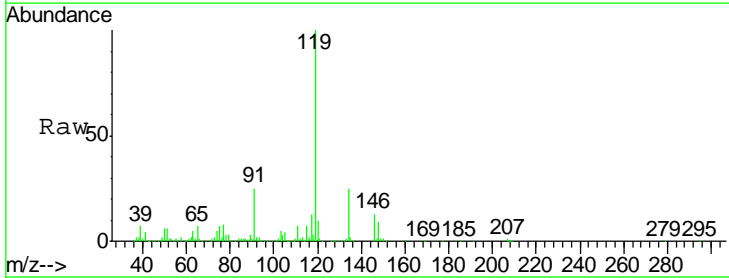
Instrument :  
 MSVOA\_F  
 ClientSampled :  
 VSTDIC020

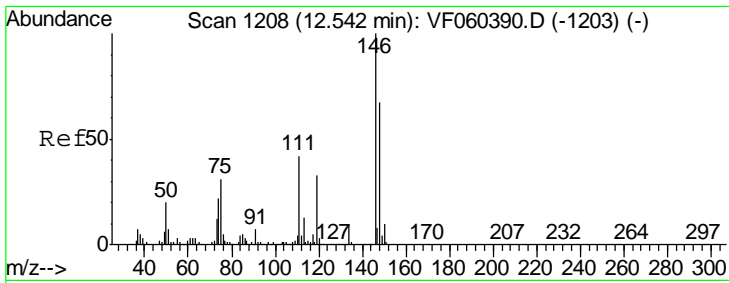
Tgt Ion	Resp	Lower	Upper
105	391546		
134	18.6	9.4	28.3



#86  
 p-Isopropyltoluene  
 Concen: 20.035 ug/l  
 RT: 12.53 min Scan# 1207  
 Delta R.T. 0.01 min  
 Lab File: VF060389.D  
 Acq: 1 Oct 2018 18:14

Tgt Ion	Resp	Lower	Upper
119	330950		
134	25.0	12.3	36.8
91	24.6	13.5	40.4

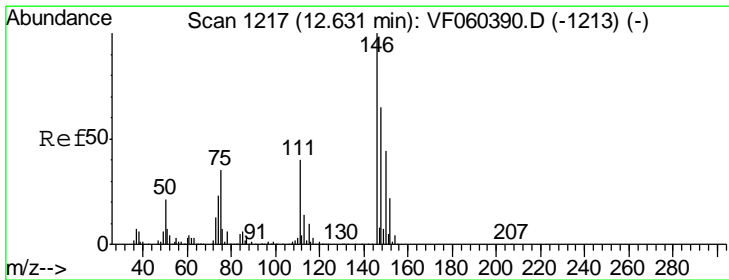
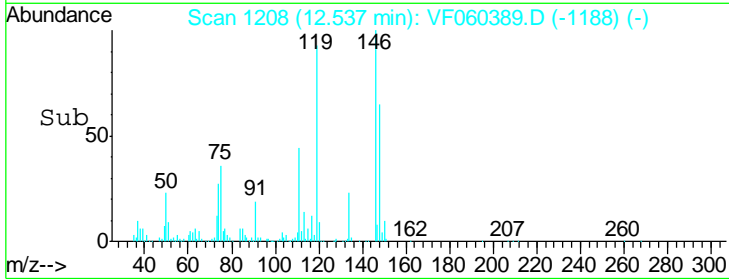
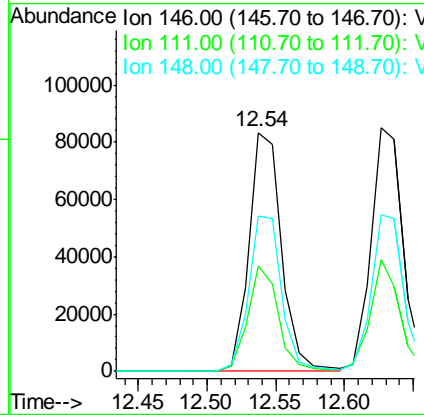
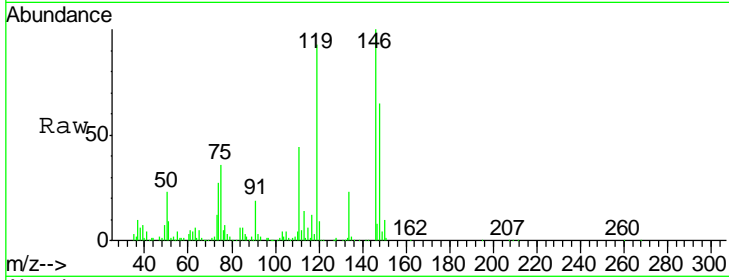




#87  
 1,3-Dichlorobenzene  
 Concen: 18.521 ug/l  
 RT: 12.54 min Scan# 1208  
 Delta R.T. -0.00 min  
 Lab File: VF060389.D  
 Acq: 1 Oct 2018 18:14

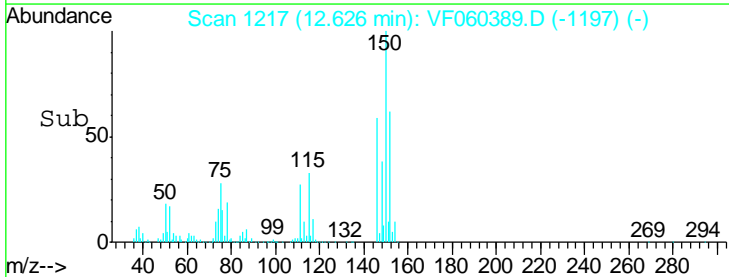
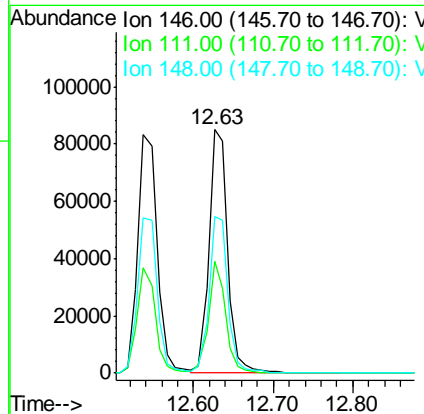
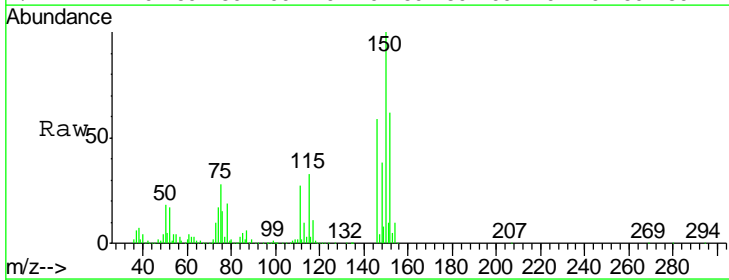
Instrument :  
 MSVOA\_F  
 ClientSampled :  
 VSTDIC020

Tgt Ion	Resp	Lower	Upper
146	137719		
111	44.3	20.9	62.7
148	64.9	33.6	100.8

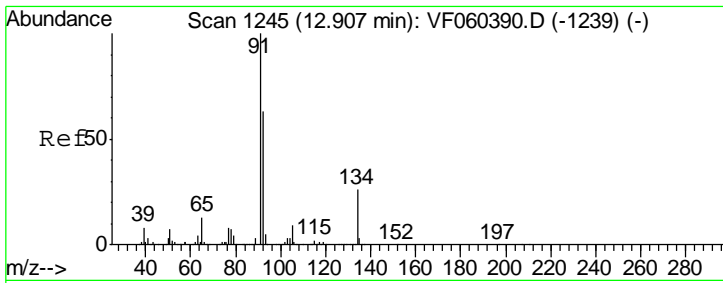


#88  
 1,4-Dichlorobenzene  
 Concen: 19.162 ug/l  
 RT: 12.63 min Scan# 1217  
 Delta R.T. -0.00 min  
 Lab File: VF060389.D  
 Acq: 1 Oct 2018 18:14

Tgt Ion	Resp	Lower	Upper
146	140243		
111	46.1	20.2	60.6
148	64.5	32.6	97.8



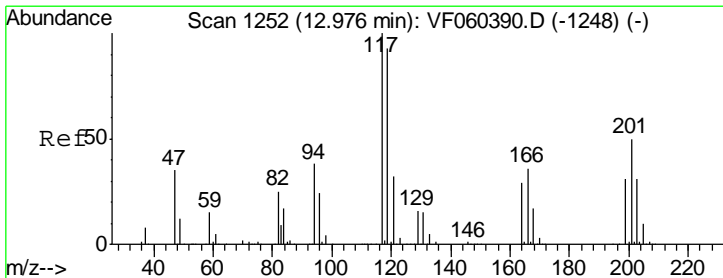
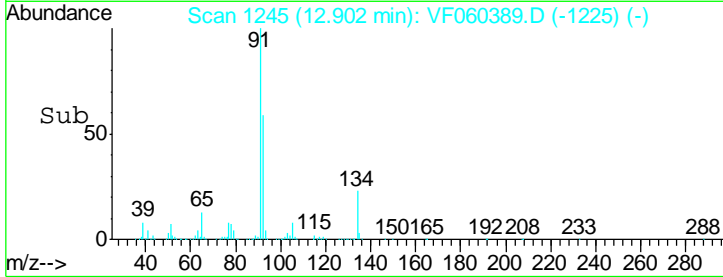
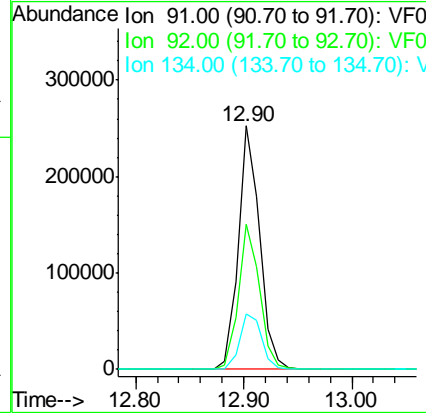
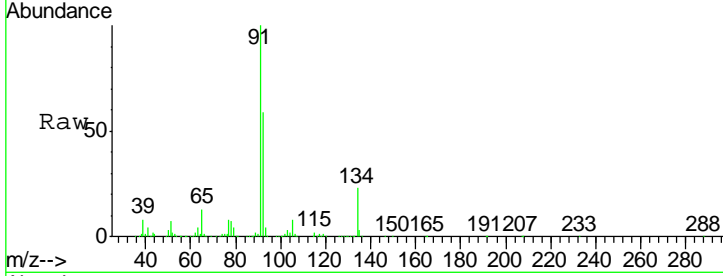




#89  
 n-Butylbenzene  
 Concen: 19.807 ug/l  
 RT: 12.90 min Scan# 1245  
 Delta R.T. -0.00 min  
 Lab File: VF060389.D  
 Acq: 1 Oct 2018 18:14

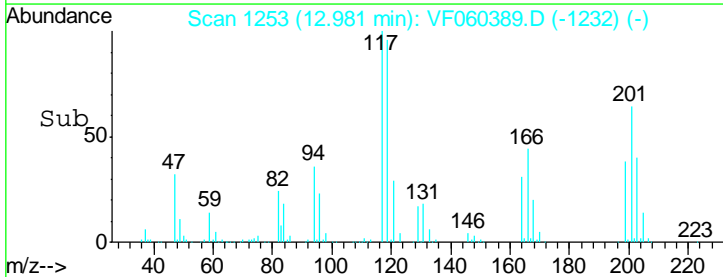
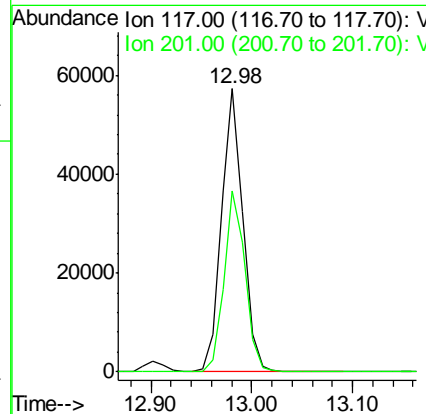
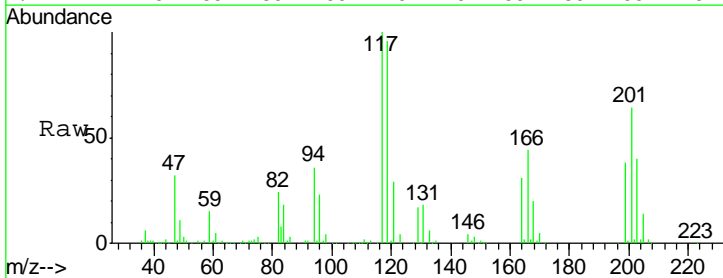
Instrument :  
 MSVOA\_F  
 ClientSampled :  
 VSTDIC020

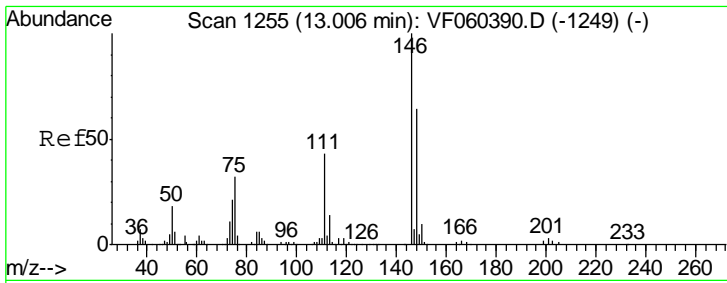
Tgt Ion	Resp	Lower	Upper
91	100		
92	59.5	31.3	93.9
134	22.7	13.0	38.9



#90  
 Hexachloroethane  
 Concen: 20.134 ug/l  
 RT: 12.98 min Scan# 1253  
 Delta R.T. 0.00 min  
 Lab File: VF060389.D  
 Acq: 1 Oct 2018 18:14

Tgt Ion	Resp	Lower	Upper
117	100		
201	65.7	25.5	76.5

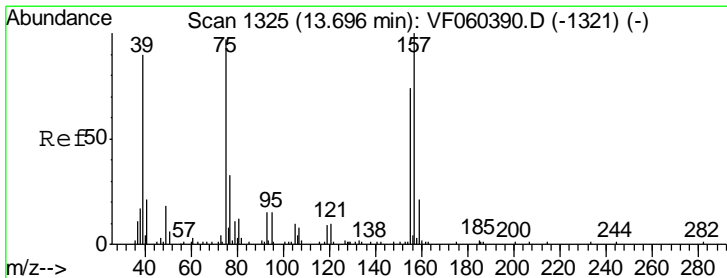
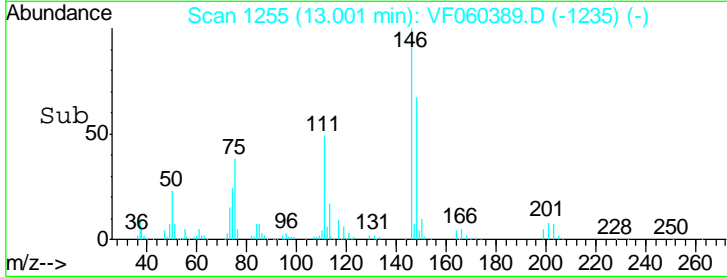
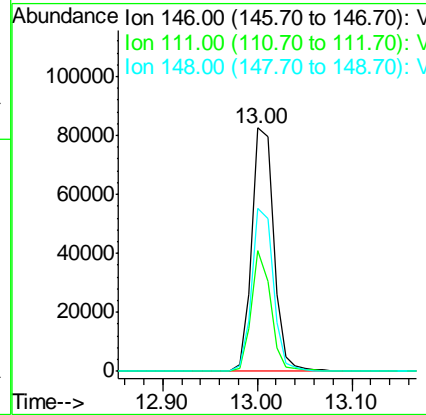
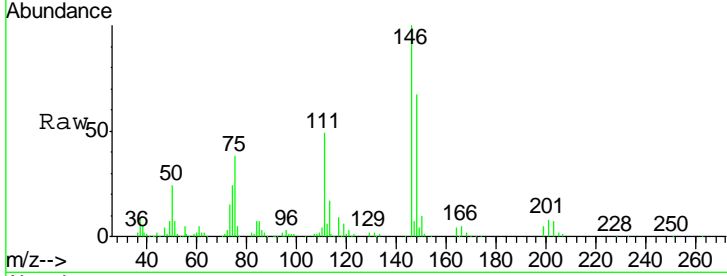




#91  
 1,2-Dichlorobenzene  
 Concen: 18.807 ug/l  
 RT: 13.00 min Scan# 1255  
 Delta R.T. -0.00 min  
 Lab File: VF060389.D  
 Acq: 1 Oct 2018 18:14

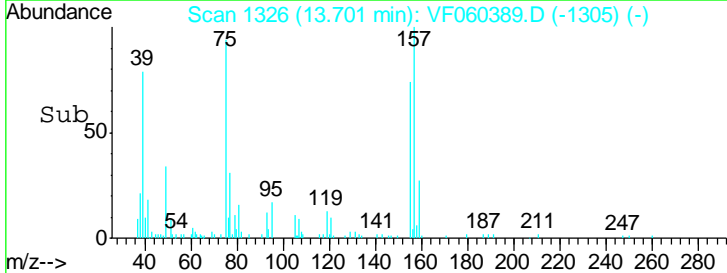
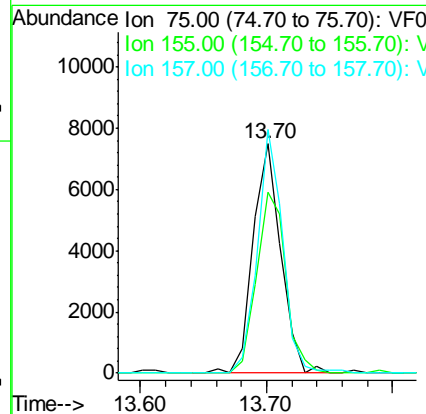
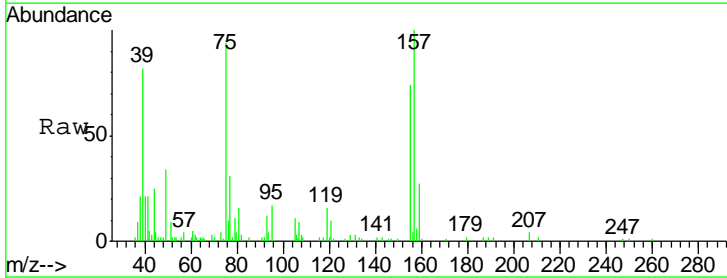
Instrument :  
 MSVOA\_F  
 ClientSampled :  
 VSTDIC020

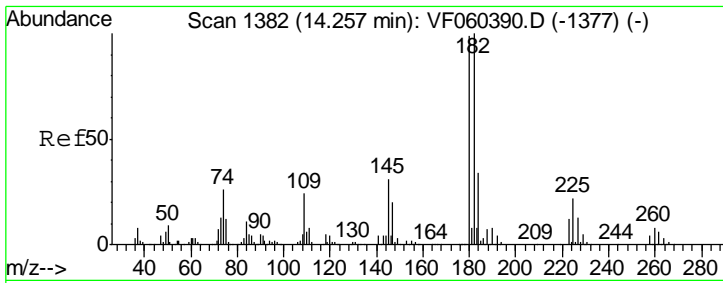
Tgt Ion	Resp	Lower	Upper
146	133864		
111	49.3	21.3	64.0
148	67.0	32.2	96.6



#92  
 1,2-Dibromo-3-Chloropropane  
 Concen: 18.547 ug/l  
 RT: 13.70 min Scan# 1326  
 Delta R.T. 0.00 min  
 Lab File: VF060389.D  
 Acq: 1 Oct 2018 18:14

Tgt Ion	Resp	Lower	Upper
75	11427		
155	79.1	37.9	113.6
157	106.2	51.3	154.0

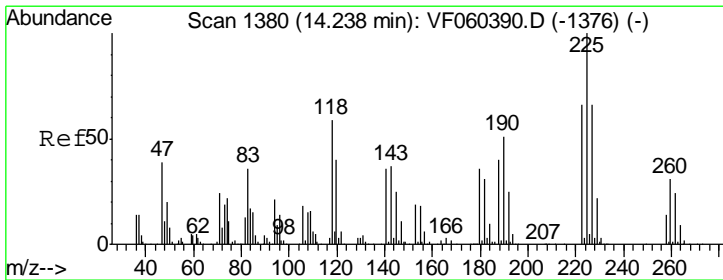
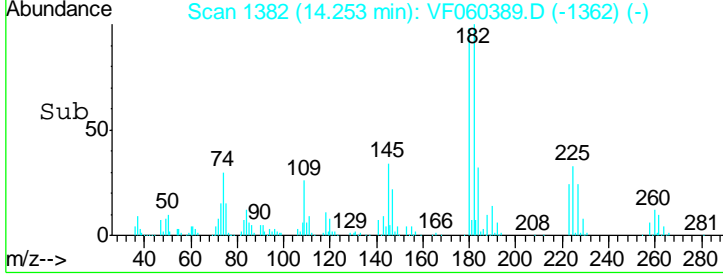
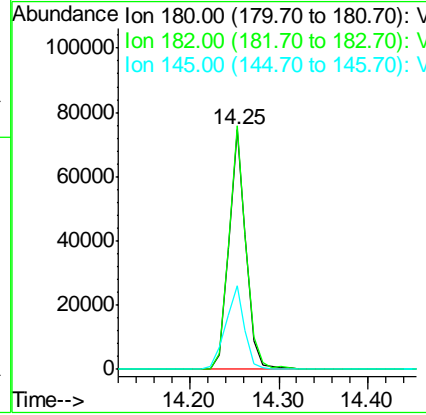
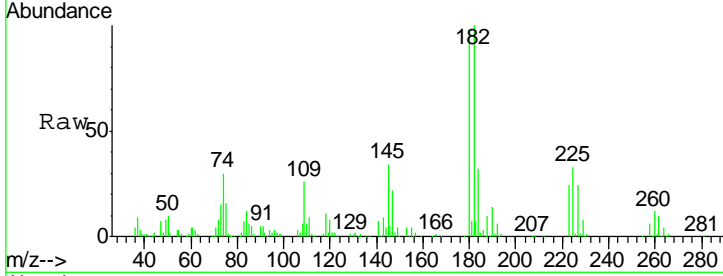




#93  
 1,2,4-Trichlorobenzene  
 Concen: 19.568 ug/l  
 RT: 14.25 min Scan# 1382  
 Delta R.T. -0.00 min  
 Lab File: VF060389.D  
 Acq: 1 Oct 2018 18:14

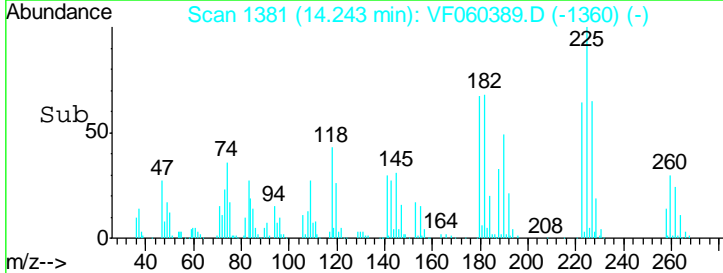
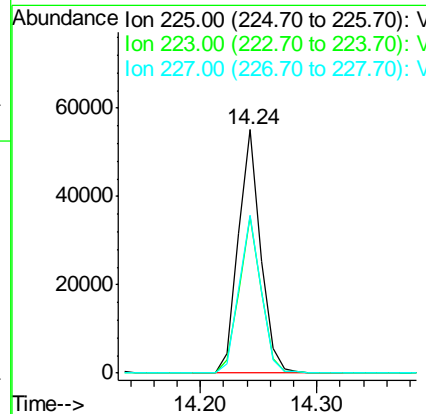
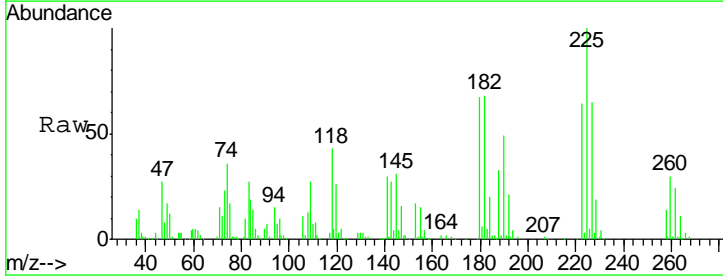
Instrument : MSVOA\_F  
 ClientSampleId : VSTDIC020

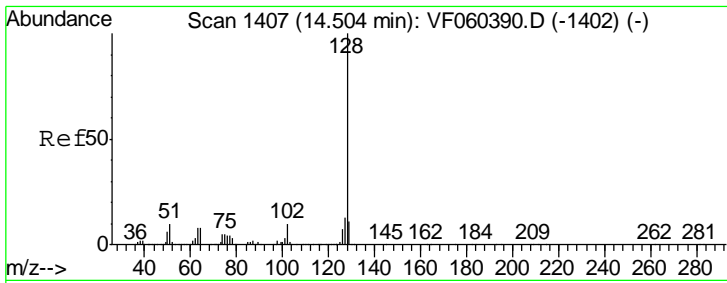
Tgt Ion	Resp	Lower	Upper
180	101680		
182	101.7	50.3	150.9
145	34.8	15.5	46.5



#94  
 Hexachlorobutadiene  
 Concen: 20.910 ug/l  
 RT: 14.24 min Scan# 1381  
 Delta R.T. 0.01 min  
 Lab File: VF060389.D  
 Acq: 1 Oct 2018 18:14

Tgt Ion	Resp	Lower	Upper
225	73379		
223	64.4	32.8	98.4
227	64.8	33.0	99.0

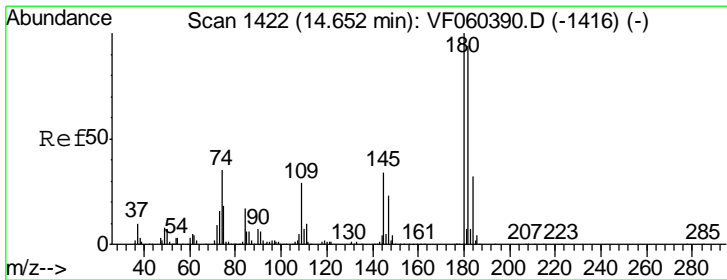
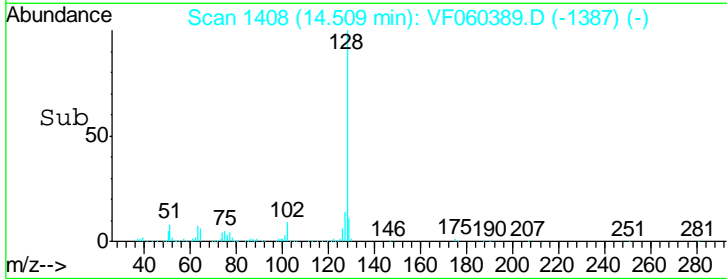
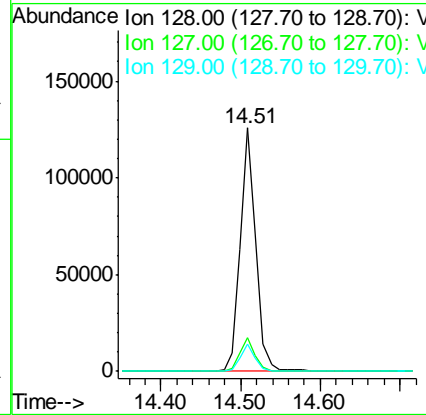
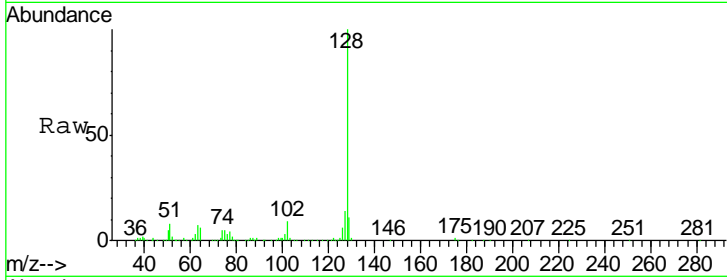




#95  
 Naphthalene  
 Concen: 18.936 ug/l  
 RT: 14.51 min Scan# 1408  
 Delta R.T. 0.01 min  
 Lab File: VF060389.D  
 Acq: 1 Oct 2018 18:14

Instrument :  
 MSVOA\_F  
 ClientSampled :  
 VSTDIC020

Tgt Ion	Resp	Lower	Upper
128	173775		
127	13.9	10.0	15.0
129	11.5	8.7	13.1



#96  
 1,2,3-Trichlorobenzene  
 Concen: 20.333 ug/l  
 RT: 14.66 min Scan# 1423  
 Delta R.T. 0.00 min  
 Lab File: VF060389.D  
 Acq: 1 Oct 2018 18:14

Tgt Ion	Resp	Lower	Upper
180	97424		
182	98.2	46.8	140.3
145	30.1	16.9	50.6

