

Data Path : Z:\VOASRV\HPCHEM1\MSVOA_F\DATA\VF102918\
 Data File : VF060533.D
 Acq On : 29 Oct 2018 17:24
 Operator : VA/AP
 Sample : VSTDIC020
 Misc : 5.00/5mL/MSVOA_F/SOIL
 ALS Vial : 33 Sample Multiplier: 1

Instrument :
 MSVOA_F
 ClientSampleId :
 VSTDIC020

Quant Time: Oct 30 04:20:16 2018
 Quant Method : Z:\VOASRV\HPCHEM1\MSVOA_F\METHODS\82F102918S.M
 Quant Title : SW846 8260
 QLast Update : Tue Oct 30 04:16:08 2018
 Response via : Initial Calibration

Internal Standards	R.T.	QIon	Response	Conc	Units	Dev(Min)
1) Pentafluorobenzene	5.06	168	311097	50.00	ug/l	0.00
34) 1,4-Difluorobenzene	5.78	114	486109	50.00	ug/l	0.00
63) Chlorobenzene-d5	9.93	117	434350	50.00	ug/l	0.00
72) 1,4-Dichlorobenzene-d4	12.64	152	256282	50.00	ug/l	0.00

System Monitoring Compounds

33) 1,2-Dichloroethane-d4	5.03	65	88615	14.87	ug/l	0.00
Spiked Amount	50.000		Recovery	=	29.74%	
35) Dibromofluoromethane	4.31	113	96944	17.23	ug/l	0.00
Spiked Amount	50.000		Recovery	=	34.46%	
50) Toluene-d8	7.72	98	242306	20.67	ug/l	0.00
Spiked Amount	50.000		Recovery	=	41.34%	
62) 4-Bromofluorobenzene	11.52	95	110183	17.37	ug/l	0.00
Spiked Amount	50.000		Recovery	=	34.74%	

Target Compounds

						Qvalue
2) Dichlorodifluoromethane	1.00	85	154453	19.259	ug/l	100
3) Chloromethane	1.15	50	81234	21.031	ug/l	100
4) Vinyl Chloride	1.18	62	80770	18.469	ug/l	89
5) Bromomethane	1.36	94	59344	13.842	ug/l	83
6) Chloroethane	1.43	64	38516	14.548	ug/l	93
7) Trichlorofluoromethane	1.55	101	187793	13.933	ug/l	100
8) Diethyl Ether	1.71	74	20113	15.354	ug/l	89
9) 1,1,2-Trichlorotrifluoroet	1.90	101	91191	15.669	ug/l	95
10) Methyl Iodide	1.98	142	101260	12.145	ug/l	# 85
11) Tert butyl alcohol	2.69	59	18952	60.671	ug/l	98
12) 1,1-Dichloroethene	1.87	96	72454	17.125	ug/l	100
13) Acrolein	2.09	56	18503	71.548	ug/l	91
14) Allyl chloride	2.20	41	111502	16.422	ug/l	85
15) Acrylonitrile	3.09	53	47503	95.340	ug/l	93
16) Acetone	2.35	43	105239	75.429	ug/l	100
17) Carbon Disulfide	1.89	76	207655	17.546	ug/l	# 88
18) Methyl Acetate	2.55	43	44662	22.771	ug/l	93
19) Methyl tert-butyl Ether	2.55	73	152812	14.521	ug/l	99
20) Methylene Chloride	2.29	84	35153	8.231	ug/l	91
21) trans-1,2-Dichloroethene	2.42	96	72200	17.577	ug/l	93
22) Diisopropyl ether	2.93	45	204474	16.869	ug/l	98
23) Vinyl Acetate	3.34	43	382467	96.413	ug/l	99
24) 1,1-Dichloroethane	3.01	63	151943	16.676	ug/l	100
25) 2-Butanone	4.53	43	133966	119.658	ug/l	94
26) 2,2-Dichloropropane	3.77	77	95405	15.741	ug/l	100
27) cis-1,2-Dichloroethene	3.65	96	90664	22.209	ug/l	96
28) Bromochloromethane	3.90	49	49164	17.377	ug/l	# 98
29) Tetrahydrofuran	4.26	42	39483	90.068	ug/l	98
30) Chloroform	4.05	83	188490	17.494	ug/l	99
31) Cyclohexane	3.88	56	110063	22.706	ug/l	96
32) 1,1,1-Trichloroethane	4.29	97	163792	16.739	ug/l	98
36) 1,1-Dichloropropene	4.47	75	132383	18.774	ug/l	95
37) Ethyl Acetate	4.30	43	36550	15.714	ug/l	# 86
38) Carbon Tetrachloride	4.18	117	159095	15.498	ug/l	94

Data Path : Z:\VOASRV\HPCHEM1\MSVOA_F\DATA\VF102918\
 Data File : VF060533.D
 Acq On : 29 Oct 2018 17:24
 Operator : VA/AP
 Sample : VSTDIC020
 Misc : 5.00/5mL/MSVOA_F/SOIL
 ALS Vial : 33 Sample Multiplier: 1

Instrument :
 MSVOA_F
 ClientSampleId :
 VSTDIC020

Quant Time: Oct 30 04:20:16 2018
 Quant Method : Z:\VOASRV\HPCHEM1\MSVOA_F\METHODS\82F102918S.M
 Quant Title : SW846 8260
 QLast Update : Tue Oct 30 04:16:08 2018
 Response via : Initial Calibration

Internal Standards	R.T.	QIon	Response	Conc	Units	Dev(Min)
39) Methylcyclohexane	5.64	83	134044	22.582	ug/l	95
40) Benzene	4.82	78	257547	21.476	ug/l	99
41) Methacrylonitrile	4.93	41	23288	19.450	ug/l #	93
42) 1,2-Dichloroethane	5.13	62	118075	16.136	ug/l	95
43) Isopropyl Acetate	7.12	43	46288	18.456	ug/l #	93
44) Trichloroethene	5.69	130	85880	20.893	ug/l	87
45) 1,2-Dichloropropane	6.42	63	65241	21.710	ug/l	99
46) Dibromomethane	6.26	93	49487	17.919	ug/l	94
47) Bromodichloromethane	6.57	83	125452	16.446	ug/l	99
48) Methyl methacrylate	6.89	41	35148	18.927	ug/l	88
49) 1,4-Dioxane	6.88	88	6903	422.034	ug/l #	63
51) 4-Methyl-2-Pentanone	8.42	43	182477	95.585	ug/l	90
52) Toluene	7.79	92	167047	21.156	ug/l	99
53) t-1,3-Dichloropropene	8.44	75	102725	18.002	ug/l	99
54) cis-1,3-Dichloropropene	7.47	75	119351	19.977	ug/l	94
55) 1,1,2-Trichloroethane	8.66	97	50452	20.562	ug/l	88
56) Ethyl methacrylate	8.77	69	52727	19.668	ug/l #	90
57) 1,3-Dichloropropane	9.01	76	83383	19.199	ug/l	99
58) 2-Chloroethyl Vinyl ether	7.79	63	28768	83.152	ug/l	100
59) 2-Hexanone	9.64	43	131479	92.468	ug/l	88
60) Dibromochloromethane	8.87	129	80328	17.627	ug/l	90
61) 1,2-Dibromoethane	9.15	107	55858	19.253	ug/l	90
64) Tetrachloroethene	8.32	164	77092	20.606	ug/l	96
65) Chlorobenzene	9.96	112	179400	19.466	ug/l	93
66) 1,1,1,2-Tetrachloroethane	10.09	131	86188	18.724	ug/l	94
67) Ethyl Benzene	10.05	91	362972	19.579	ug/l	100
68) m/p-Xylenes	10.28	106	242812	41.370	ug/l	100
69) o-Xylene	10.84	106	135212	20.332	ug/l	95
70) Styrene	10.91	104	201853	21.707	ug/l	95
71) Bromoform	10.89	173	41087	16.571	ug/l #	95
73) Isopropylbenzene	11.24	105	419867	20.631	ug/l	99
74) N-amyl acetate	11.48	43	76916	20.816	ug/l	98
75) 1,1,2,2-Tetrachloroethane	11.79	83	65741	21.771	ug/l	92
76) 1,2,3-Trichloropropane	11.89	75	52493	20.459	ug/l	96
77) Bromobenzene	11.60	156	91381	21.345	ug/l	87
78) n-propylbenzene	11.69	91	532280	22.429	ug/l	94
79) 2-Chlorotoluene	11.82	91	314428	21.868	ug/l	96
80) 1,3,5-Trimethylbenzene	11.92	105	386180	21.679	ug/l	94
81) trans-1,4-Dichloro-2-buten	11.96	75	32532	30.189	ug/l	97
82) 4-Chlorotoluene	12.00	91	308615	20.274	ug/l	99
83) tert-Butylbenzene	12.23	119	364798	20.548	ug/l	97
84) 1,2,4-Trimethylbenzene	12.29	105	381586	21.639	ug/l	97
85) sec-Butylbenzene	12.39	105	517728	21.492	ug/l	98
86) p-Isopropyltoluene	12.55	119	422387	20.734	ug/l	97
87) 1,3-Dichlorobenzene	12.56	146	192620	22.230	ug/l	95
88) 1,4-Dichlorobenzene	12.65	146	169370	20.301	ug/l	94
89) n-Butylbenzene	12.92	91	462128	21.294	ug/l	96
90) Hexachloroethane	13.00	117	104936	19.689	ug/l	88
91) 1,2-Dichlorobenzene	13.02	146	173955	20.943	ug/l	93
92) 1,2-Dibromo-3-Chloropropan	13.72	75	12578	17.148	ug/l	90

Data Path : Z:\VOASRV\HPCHEM1\MSVOA_F\DATA\VF102918\
Data File : VF060533.D
Acq On : 29 Oct 2018 17:24
Operator : VA/AP
Sample : VSTDICC020
Misc : 5.00/5mL/MSVOA_F/SOIL
ALS Vial : 33 Sample Multiplier: 1

Instrument :
MSVOA_F
ClientSampleId :
VSTDICC020

Quant Time: Oct 30 04:20:16 2018
Quant Method : Z:\VOASRV\HPCHEM1\MSVOA_F\METHODS\82F102918S.M
Quant Title : SW846 8260
QLast Update : Tue Oct 30 04:16:08 2018
Response via : Initial Calibration

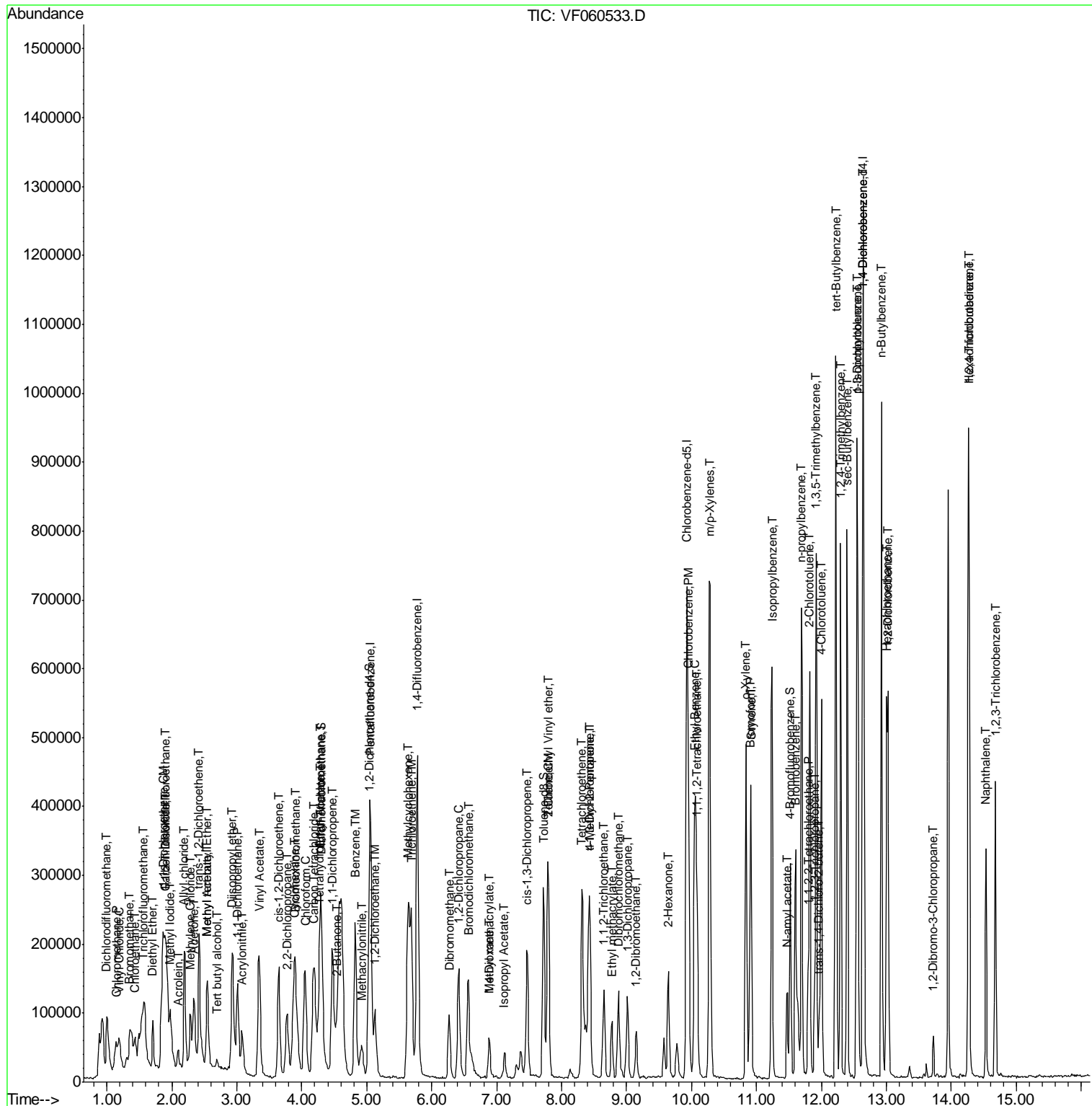
Internal Standards	R.T.	QIon	Response	Conc	Units	Dev(Min)
93) 1,2,4-Trichlorobenzene	14.28	180	132445	19.923	ug/l	95
94) Hexachlorobutadiene	14.27	225	96580	19.715	ug/l	96
95) Naphthalene	14.53	128	218697	20.462	ug/l	99
96) 1,2,3-Trichlorobenzene	14.68	180	127494	20.819	ug/l	98

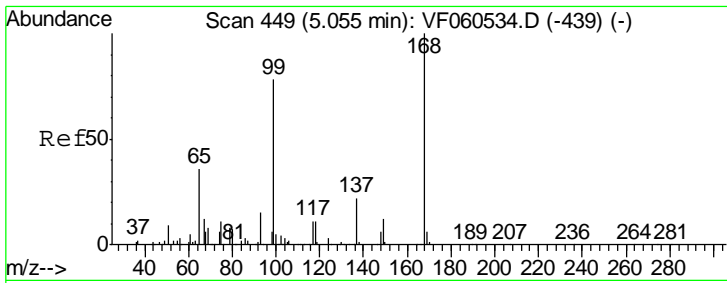
(#) = qualifier out of range (m) = manual integration (+) = signals summed

Data Path : Z:\VOASRV\HPCHEM1\MSVOA_F\DATA\VF102918\
 Data File : VF060533.D
 Acq On : 29 Oct 2018 17:24
 Operator : VA/AP
 Sample : VSTDIC020
 Misc : 5.00/5mL/MSVOA_F/SOIL
 ALS Vial : 33 Sample Multiplier: 1

Instrument :
 MSVOA_F
 Client Sampled :
 VSTDIC020

Quant Time: Oct 30 04:20:16 2018
 Quant Method : Z:\VOASRV\HPCHEM1\MSVOA_F\METHODS\82F102918S.M
 Quant Title : SW846 8260
 QLast Update : Tue Oct 30 04:16:08 2018
 Response via : Initial Calibration

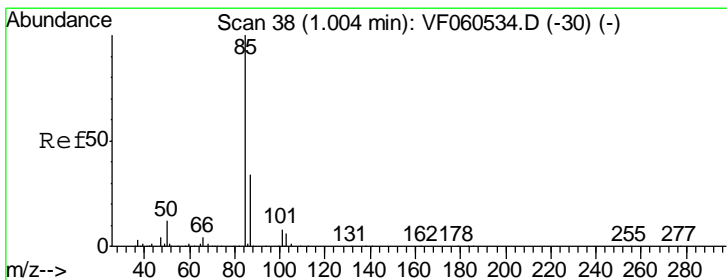
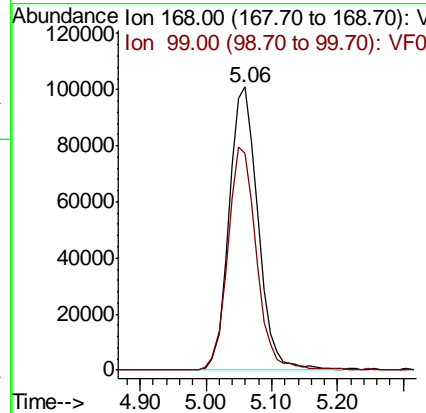
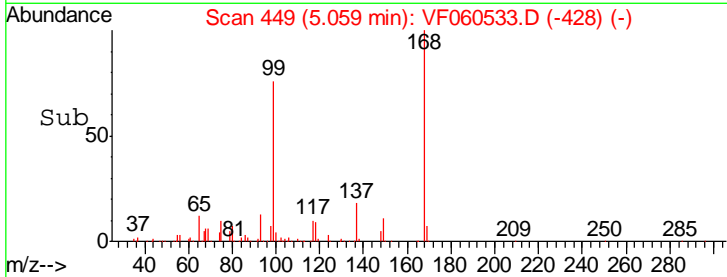
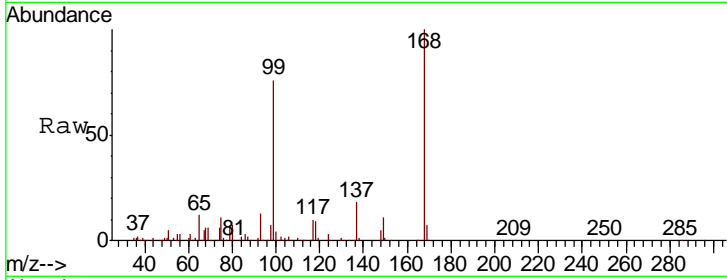




#1
 Pentafluorobenzene
 Concen: 50.000 ug/l
 RT: 5.06 min Scan# 449
 Delta R.T. 0.00 min
 Lab File: VF060533.D
 Acq: 29 Oct 2018 17:24

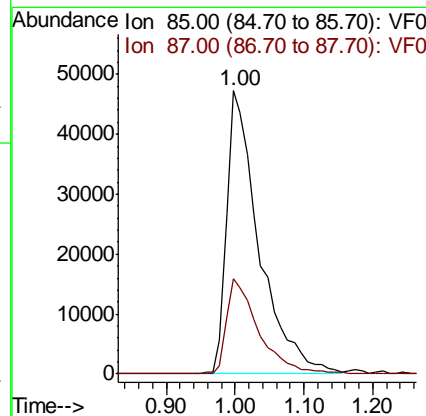
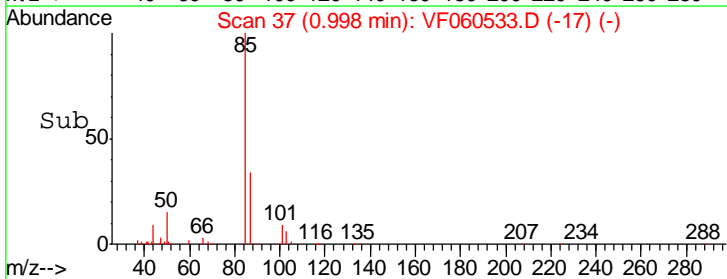
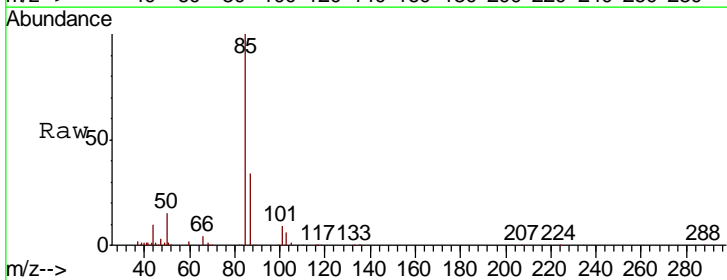
Instrument :
 MSVOA_F
 ClientSampleID :
 VSTDIC020

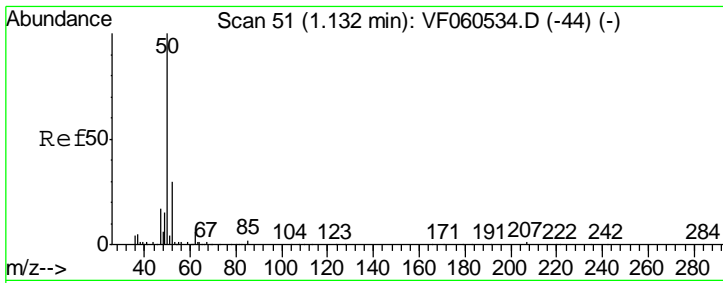
Tgt Ion: 168 Resp: 311097
 Ion Ratio Lower Upper
 168 100
 99 76.5 62.6 93.8



#2
 Dichlorodifluoromethane
 Concen: 19.259 ug/l
 RT: 1.00 min Scan# 37
 Delta R.T. -0.01 min
 Lab File: VF060533.D
 Acq: 29 Oct 2018 17:24

Tgt Ion: 85 Resp: 154453
 Ion Ratio Lower Upper
 85 100
 87 33.7 16.9 50.7


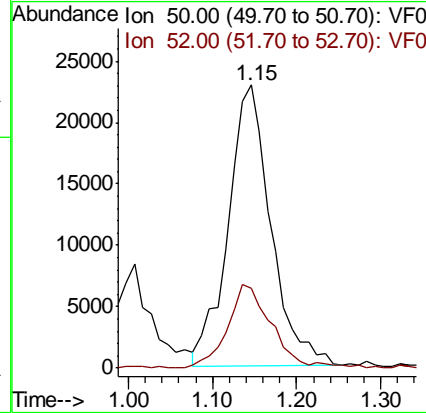
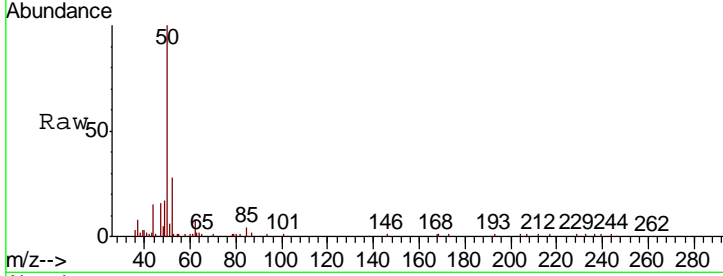




#3
 Chloromethane
 Concen: 21.031 ug/l
 RT: 1.15 min Scan# 52
 Delta R.T. 0.01 min
 Lab File: VF060533.D
 Acq: 29 Oct 2018 17:24

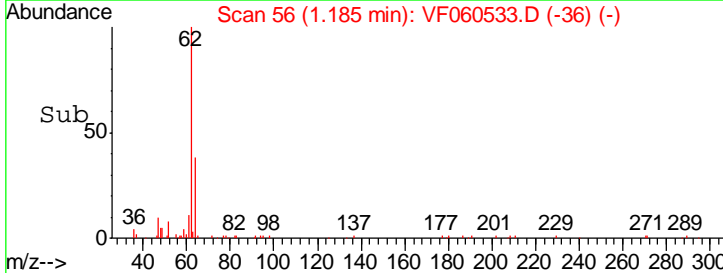
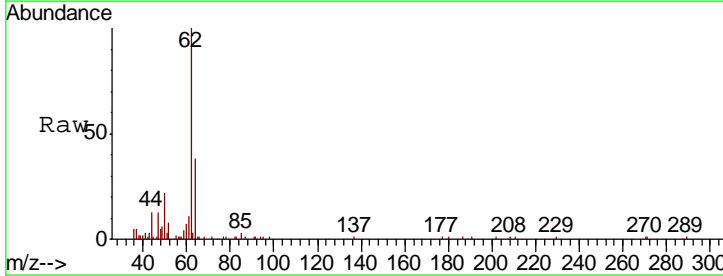
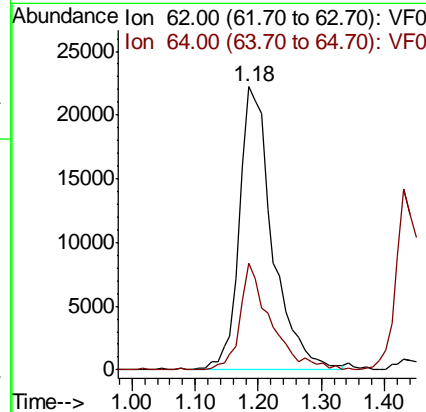
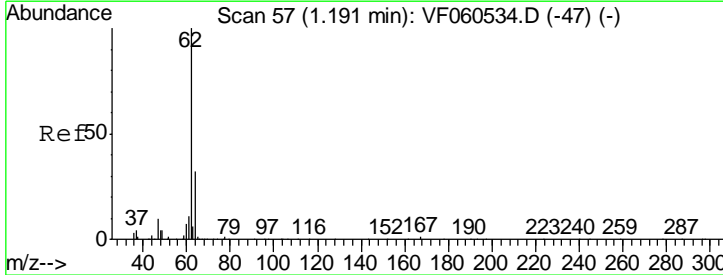
Instrument :
 MSVOA_F
 ClientSampled :
 VSTDIC020

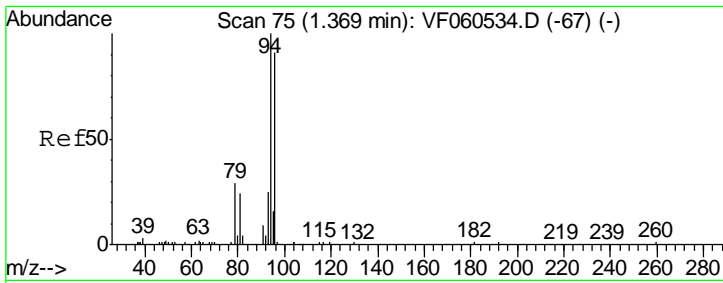
Tgt Ion	Resp	Lower	Upper
50	81234		
52	28.4	22.8	34.2



#4
 Vinyl Chloride
 Concen: 18.469 ug/l
 RT: 1.18 min Scan# 56
 Delta R.T. -0.01 min
 Lab File: VF060533.D
 Acq: 29 Oct 2018 17:24

Tgt Ion	Resp	Lower	Upper
62	80770		
64	37.8	25.3	37.9

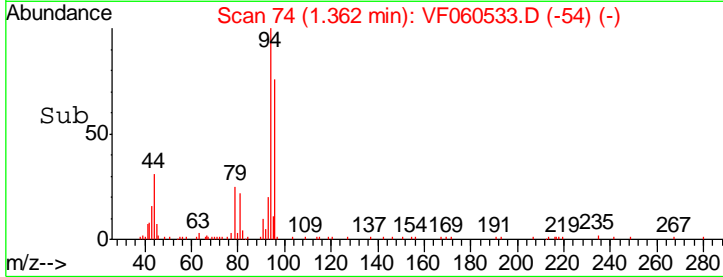
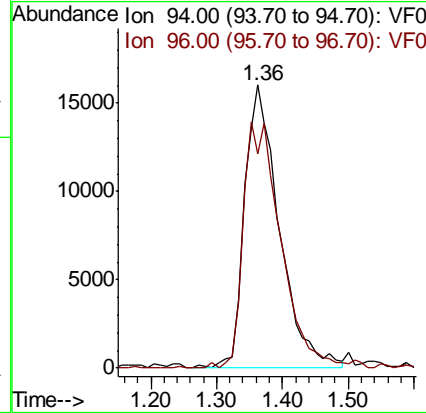
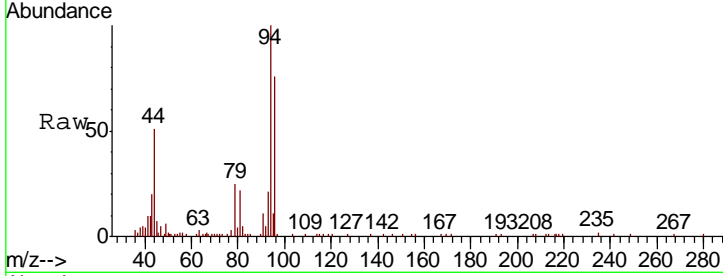




#5
 Bromomethane
 Concen: 13.842 ug/l
 RT: 1.36 min Scan# 74
 Delta R.T. -0.01 min
 Lab File: VF060533.D
 Acq: 29 Oct 2018 17:24

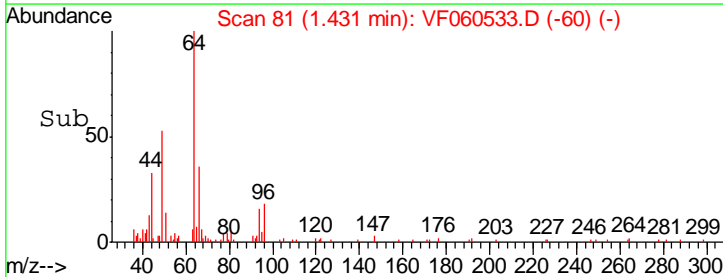
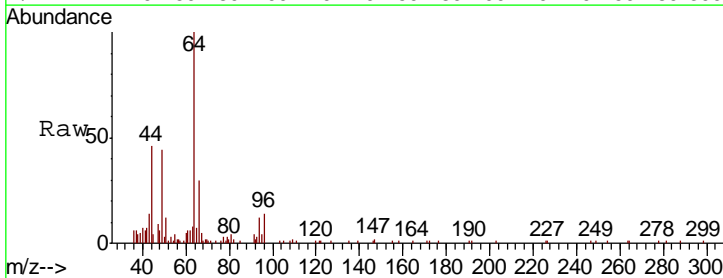
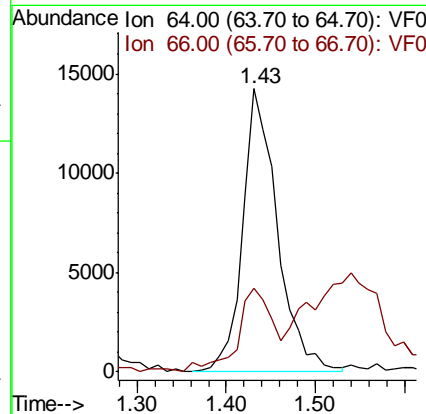
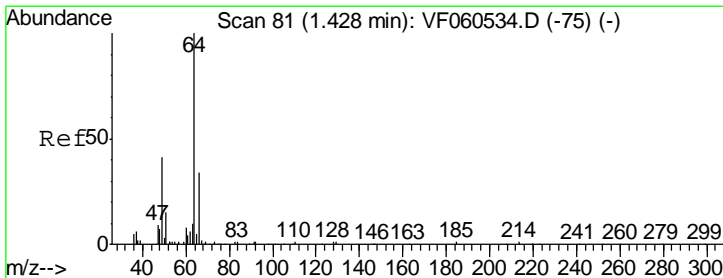
Instrument :
 MSVOA_F
ClientSampled :
 VSTDIC020

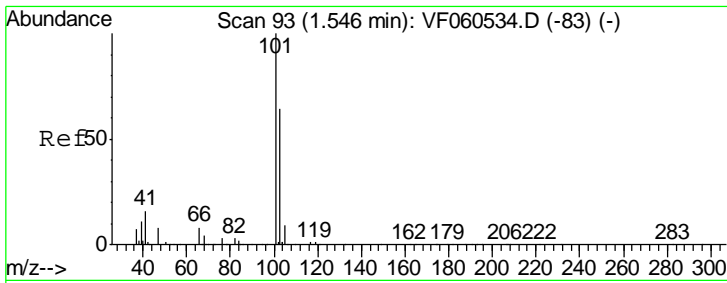
Tgt Ion: 94 Resp: 59344
 Ion Ratio Lower Upper
 94 100
 96 75.6 73.2 109.8



#6
 Chloroethane
 Concen: 14.548 ug/l
 RT: 1.43 min Scan# 81
 Delta R.T. 0.00 min
 Lab File: VF060533.D
 Acq: 29 Oct 2018 17:24

Tgt Ion: 64 Resp: 38516
 Ion Ratio Lower Upper
 64 100
 66 29.7 27.1 40.7

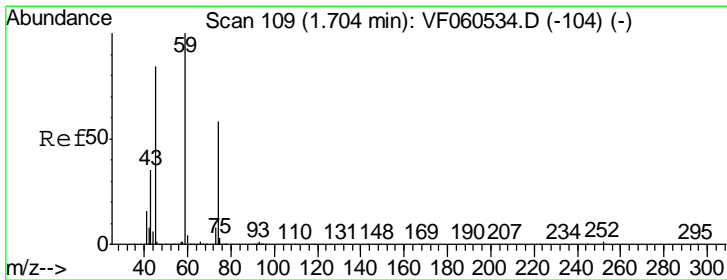
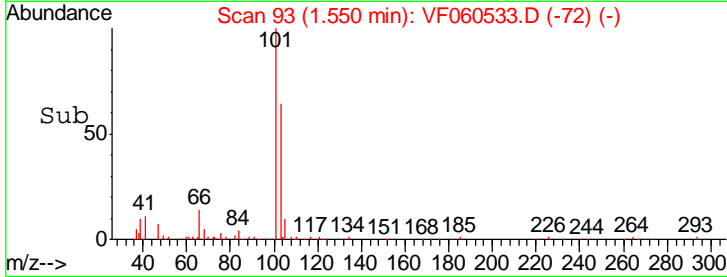
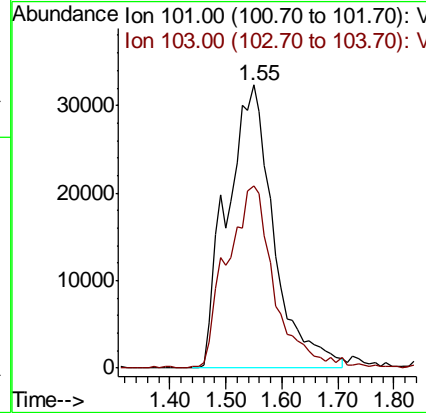
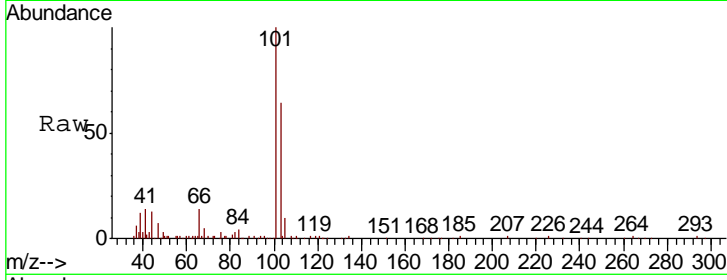




#7
 Trichlorofluoromethane
 Concen: 13.933 ug/l
 RT: 1.55 min Scan# 93
 Delta R.T. 0.00 min
 Lab File: VF060533.D
 Acq: 29 Oct 2018 17:24

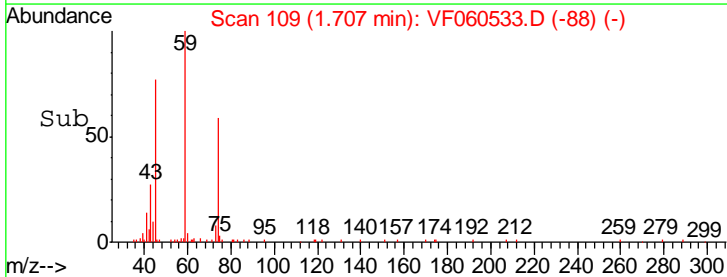
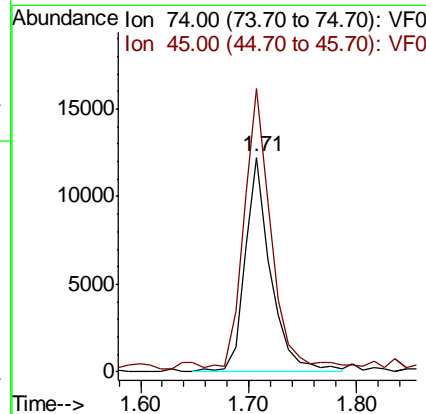

Instrument :
 MSVOA_F
 ClientSampleID :
 VSTDIC020

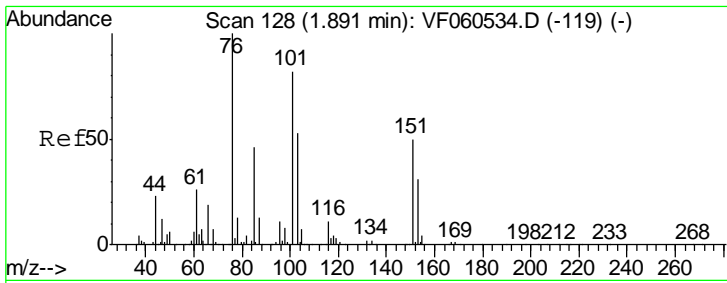
Tgt Ion: 101 Resp: 187793
 Ion Ratio Lower Upper
 101 100
 103 64.5 51.6 77.4



#8
 Diethyl Ether
 Concen: 15.354 ug/l
 RT: 1.71 min Scan# 109
 Delta R.T. 0.00 min
 Lab File: VF060533.D
 Acq: 29 Oct 2018 17:24

Tgt Ion: 74 Resp: 20113
 Ion Ratio Lower Upper
 74 100
 45 132.0 72.9 218.6

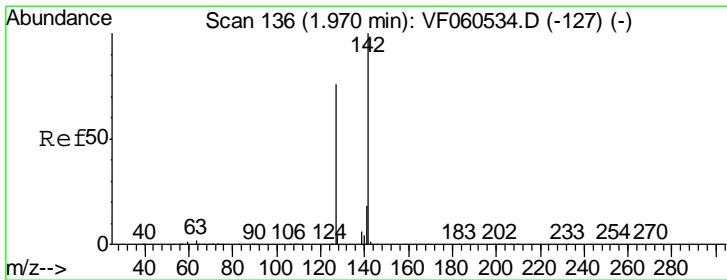
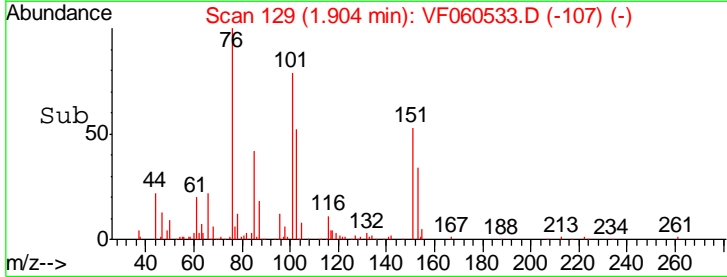
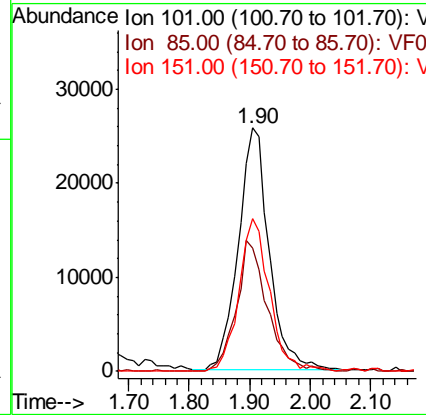
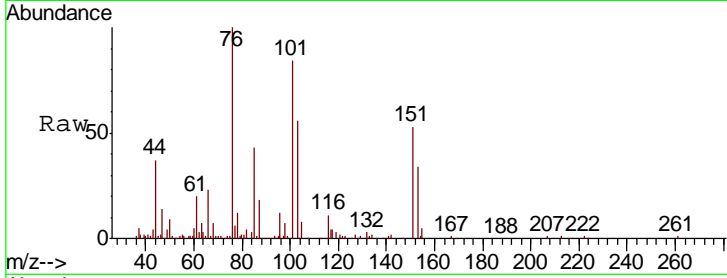




#9
 1,1,2-Trichlorotrifluoroethane
 Concen: 15.669 ug/l
 RT: 1.90 min Scan# 129
 Delta R.T. 0.01 min
 Lab File: VF060533.D
 Acq: 29 Oct 2018 17:24

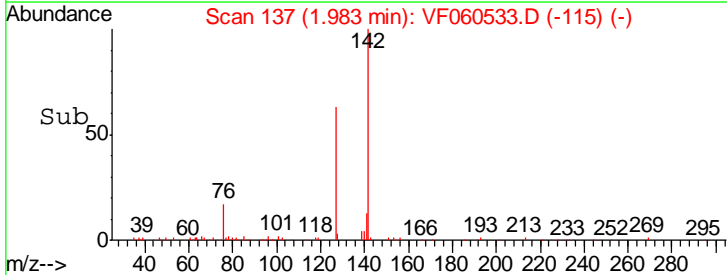
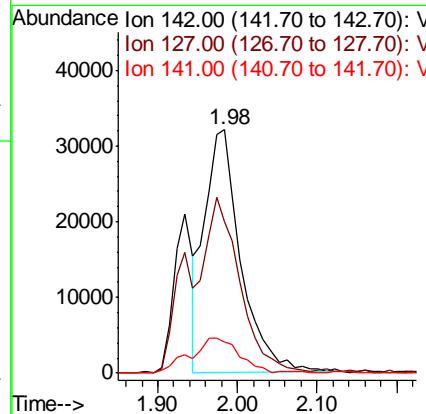
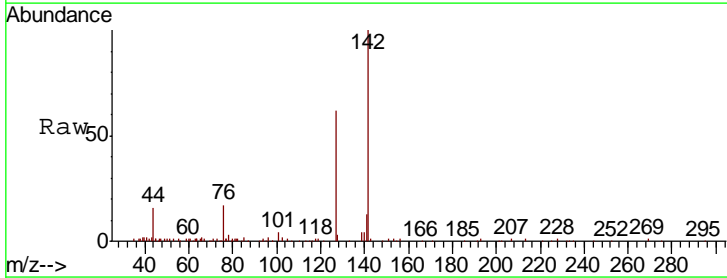
Instrument :
 MSVOA_F
 ClientSampled :
 VSTDIC020

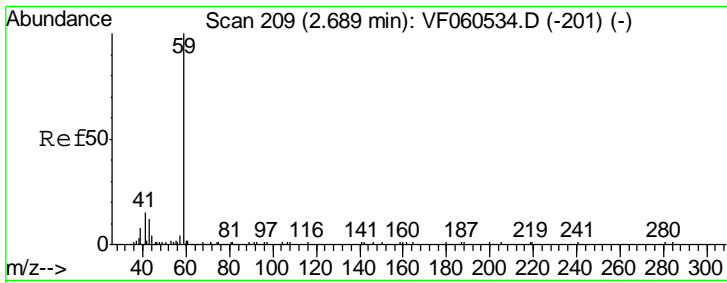
Tgt Ion	Resp	Lower	Upper
101	91191		
85	50.7	44.6	67.0
151	62.5	48.4	72.6



#10
 Methyl Iodide
 Concen: 12.145 ug/l
 RT: 1.98 min Scan# 137
 Delta R.T. 0.01 min
 Lab File: VF060533.D
 Acq: 29 Oct 2018 17:24

Tgt Ion	Resp	Lower	Upper
142	101260		
127	62.4	61.2	91.8
141	12.9	14.0	21.0#

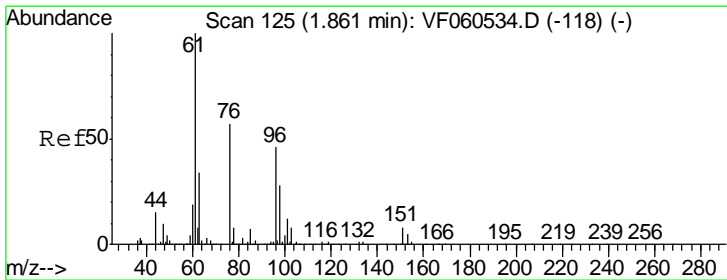
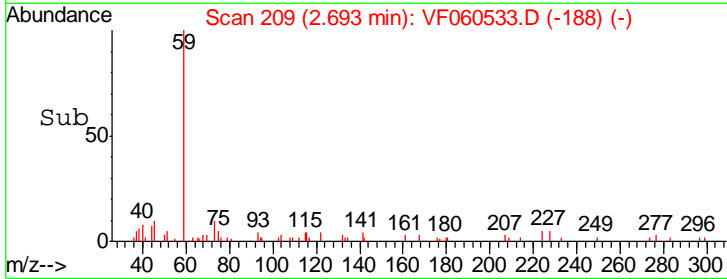
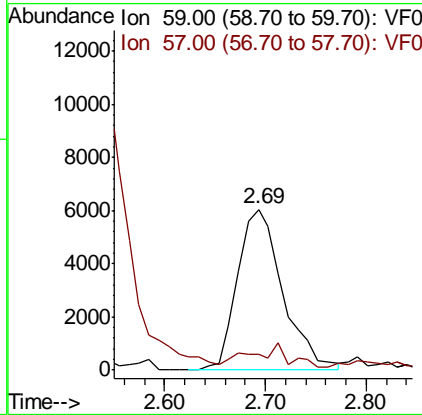





#11
 Tert butyl alcohol
 Concen: 60.671 ug/l
 RT: 2.69 min Scan# 209
 Delta R.T. 0.00 min
 Lab File: VF060533.D
 Acq: 29 Oct 2018 17:24

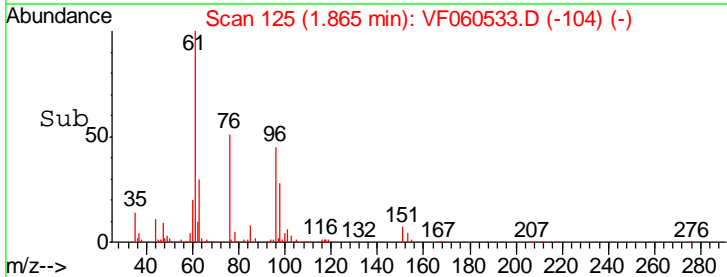
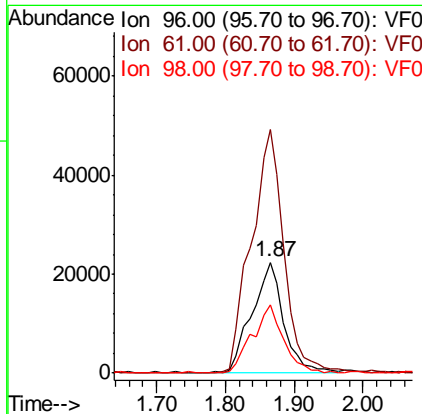
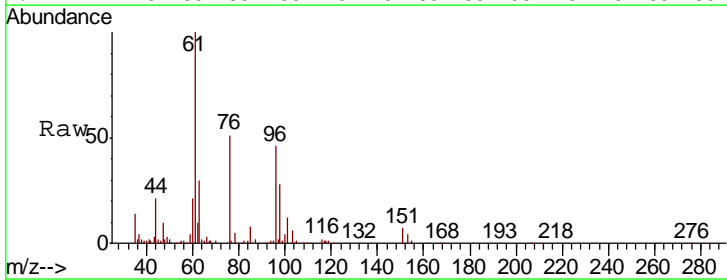
Instrument : MSVOA_F
 ClientSampleId : VSTDIC020

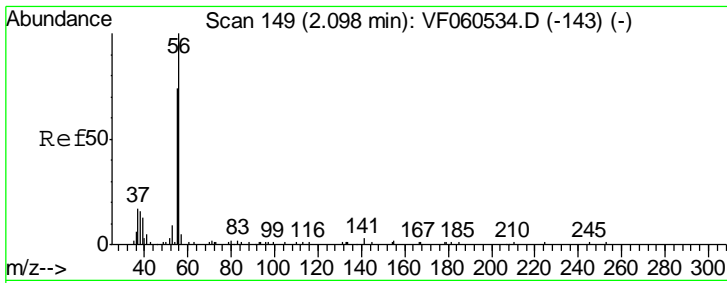
Tgt Ion	Resp	Lower	Upper
59	18952		
57	10.2	8.9	13.3



#12
 1,1-Dichloroethene
 Concen: 17.125 ug/l
 RT: 1.87 min Scan# 125
 Delta R.T. 0.00 min
 Lab File: VF060533.D
 Acq: 29 Oct 2018 17:24

Tgt Ion	Resp	Lower	Upper
96	72454		
61	219.8	175.4	263.2
98	61.6	48.9	73.3


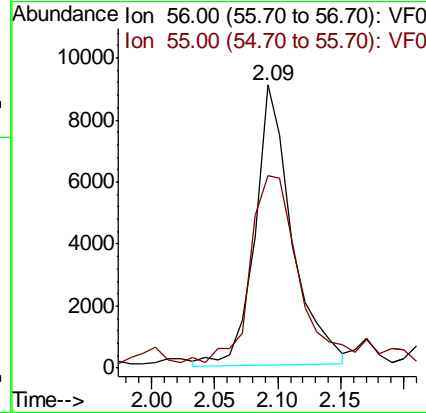
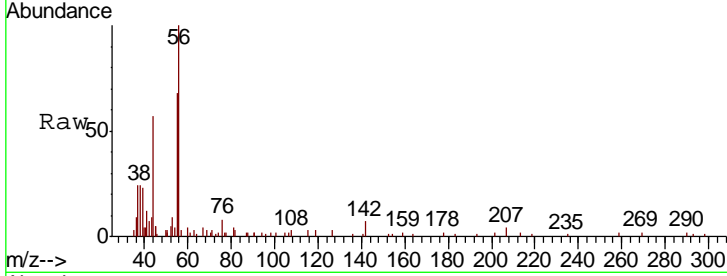




#13
 Acrolein
 Concen: 71.548 ug/l
 RT: 2.09 min Scan# 148
 Delta R.T. -0.01 min
 Lab File: VF060533.D
 Acq: 29 Oct 2018 17:24

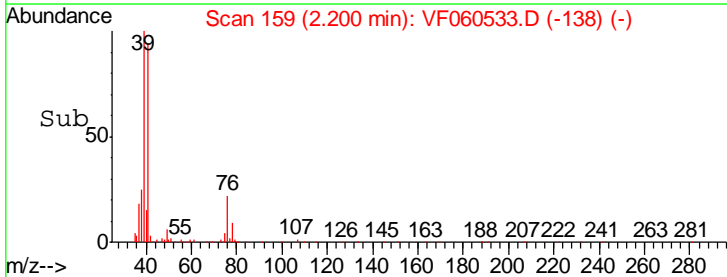
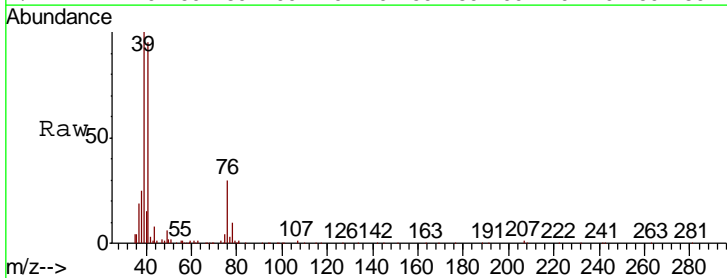
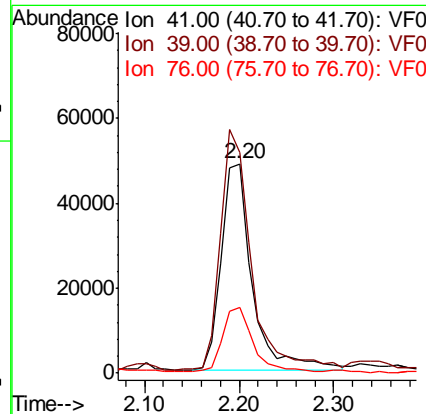
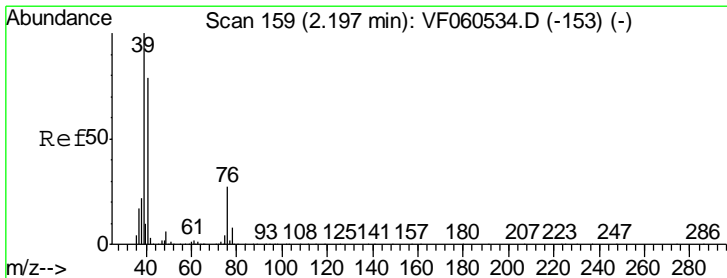
Instrument : MSVOA_F
 ClientSampled : VSTDIC020


Tgt Ion	Resp	Lower	Upper
56	18503		
55	67.9	60.4	90.6



#14
 Allyl chloride
 Concen: 16.422 ug/l
 RT: 2.20 min Scan# 159
 Delta R.T. 0.00 min
 Lab File: VF060533.D
 Acq: 29 Oct 2018 17:24

Tgt Ion	Resp	Lower	Upper
41	111502		
39	105.8	100.6	151.0
76	31.6	27.6	41.4



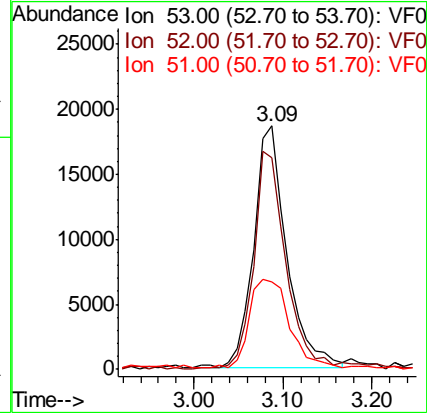
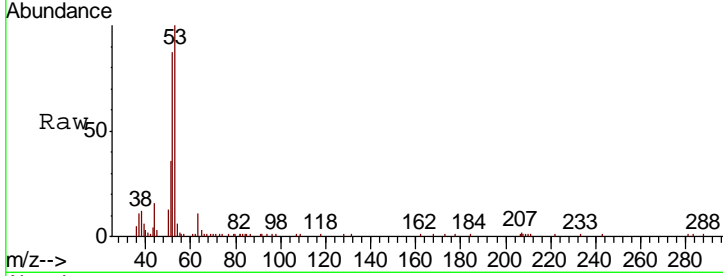




#15
 Acrylonitrile
 Concen: 95.340 ug/l
 RT: 3.09 min Scan# 249
 Delta R.T. 0.00 min
 Lab File: VF060533.D
 Acq: 29 Oct 2018 17:24

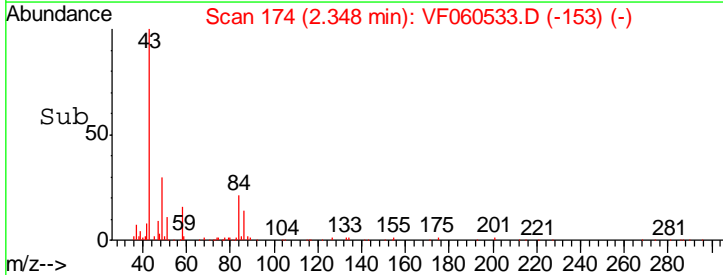
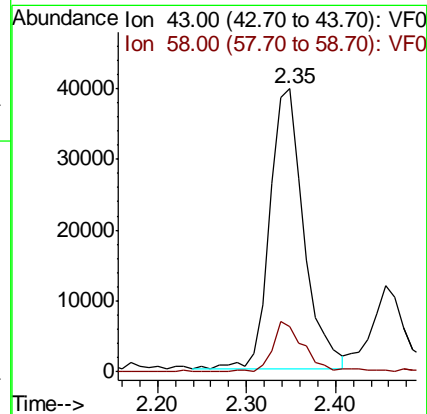
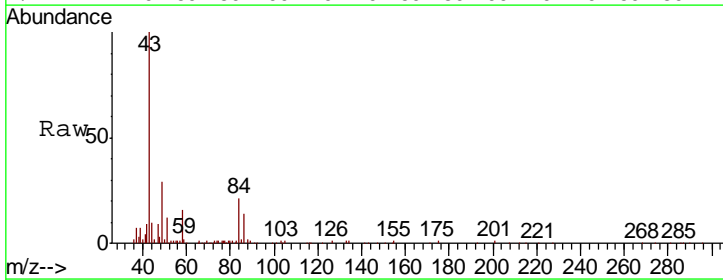
Instrument :
 MSVOA_F
 ClientSampleId :
 VSTDIC020

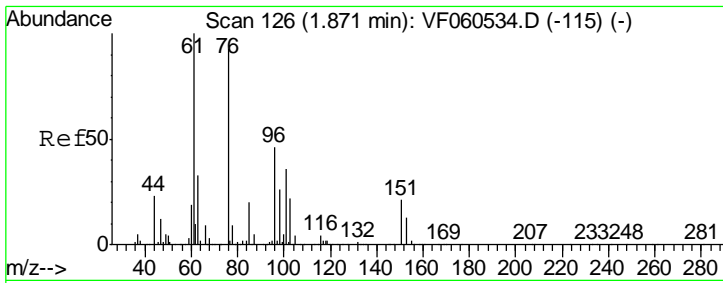
Tgt Ion	Resp	Lower	Upper
53	47503		
52	87.0	73.2	109.8
51	35.7	35.0	52.4



#16
 Acetone
 Concen: 75.429 ug/l
 RT: 2.35 min Scan# 174
 Delta R.T. 0.00 min
 Lab File: VF060533.D
 Acq: 29 Oct 2018 17:24

Tgt Ion	Resp	Lower	Upper
43	105239		
58	15.9	12.8	19.2

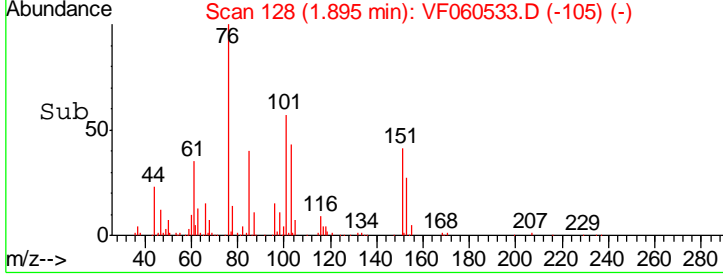
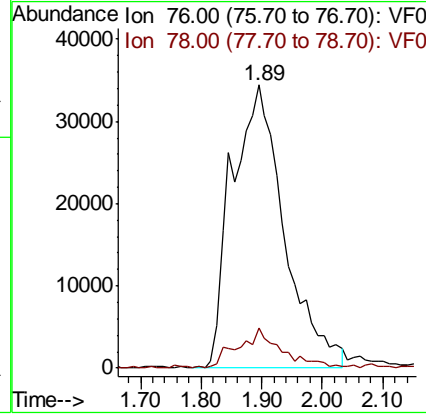
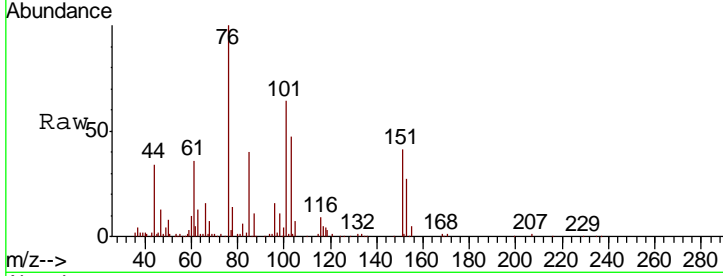




#17
 Carbon Disulfide
 Concen: 17.546 ug/l
 RT: 1.89 min Scan# 128
 Delta R.T. 0.02 min
 Lab File: VF060533.D
 Acq: 29 Oct 2018 17:24

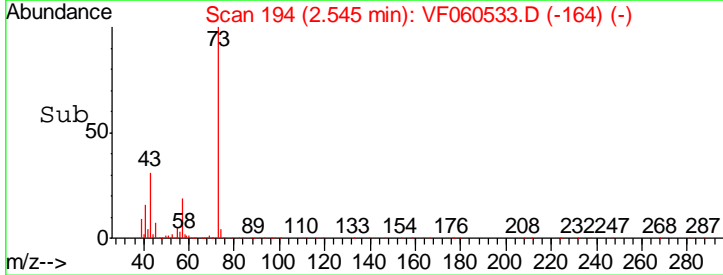
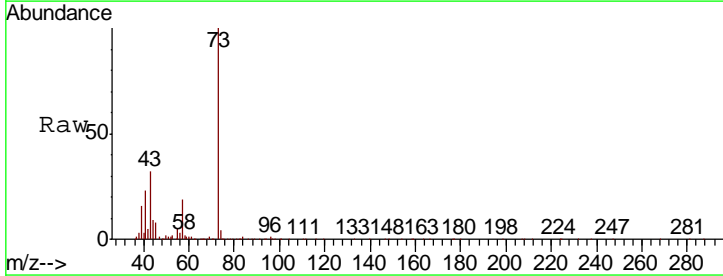
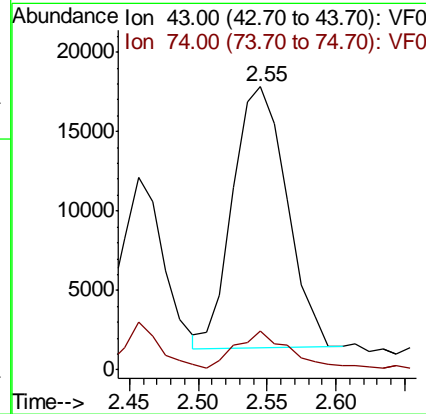
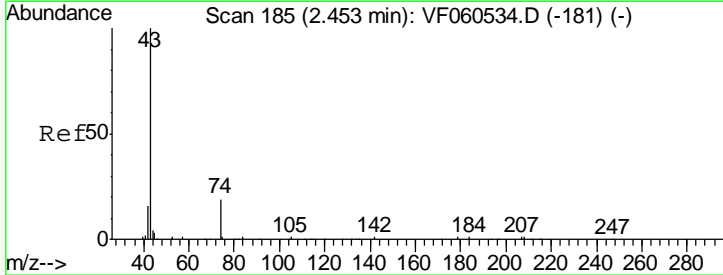
Instrument :
 MSVOA_F
 ClientSampled :
 VSTDIC020

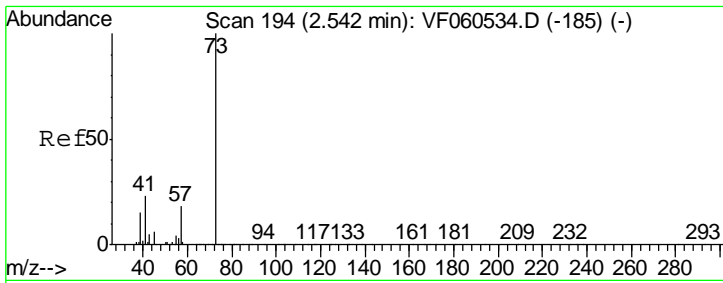
Tgt Ion: 76 Resp: 207655
 Ion Ratio Lower Upper
 76 100
 78 14.3 8.0 12.0#



#18
 Methyl Acetate
 Concen: 22.771 ug/l
 RT: 2.55 min Scan# 194
 Delta R.T. 0.09 min
 Lab File: VF060533.D
 Acq: 29 Oct 2018 17:24

Tgt Ion: 43 Resp: 44662
 Ion Ratio Lower Upper
 43 100
 74 13.8 13.5 20.3

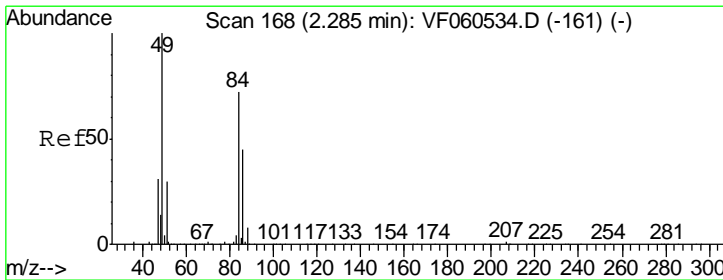
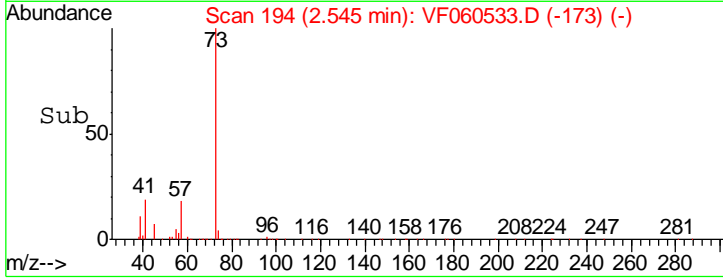
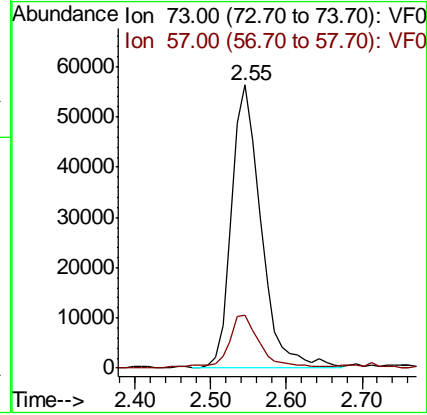





#19
 Methyl tert-butyl Ether
 Concen: 14.521 ug/l
 RT: 2.55 min Scan# 194
 Delta R.T. 0.00 min
 Lab File: VF060533.D
 Acq: 29 Oct 2018 17:24

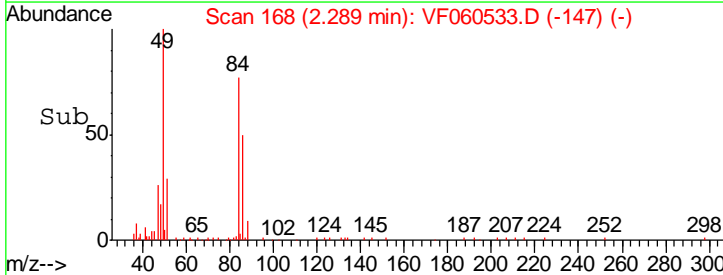
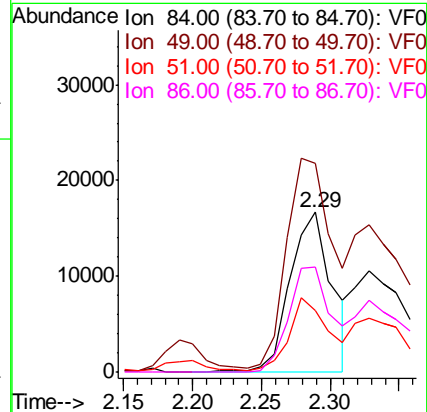
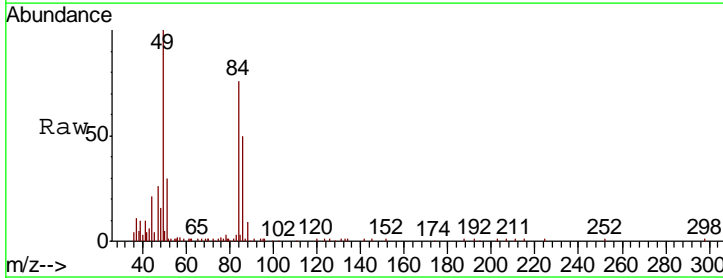
Instrument :
 MSVOA_F
 ClientSampleId :
 VSTDIC020

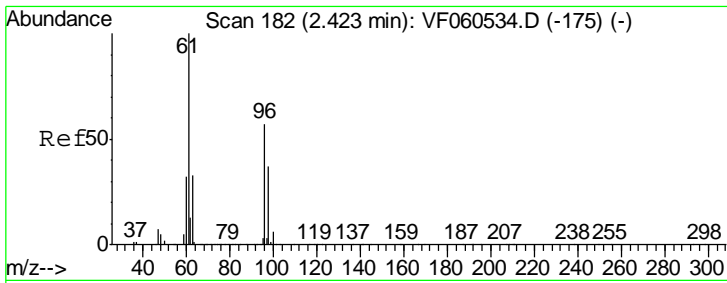
Tgt Ion: 73 Resp: 152812
 Ion Ratio Lower Upper
 73 100
 57 18.9 14.7 22.1



#20
 Methylene Chloride
 Concen: 8.231 ug/l
 RT: 2.29 min Scan# 168
 Delta R.T. 0.00 min
 Lab File: VF060533.D
 Acq: 29 Oct 2018 17:24

Tgt Ion: 84 Resp: 35153
 Ion Ratio Lower Upper
 84 100
 49 130.9 115.4 173.0
 51 38.7 35.4 53.2
 86 66.5 50.9 76.3

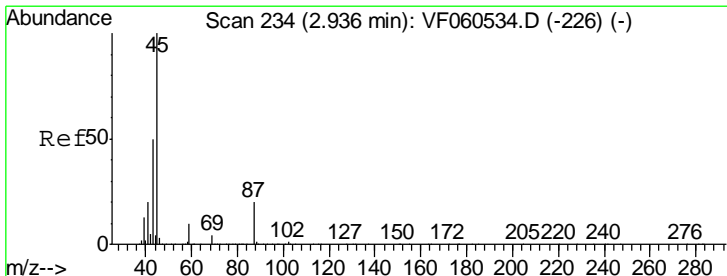
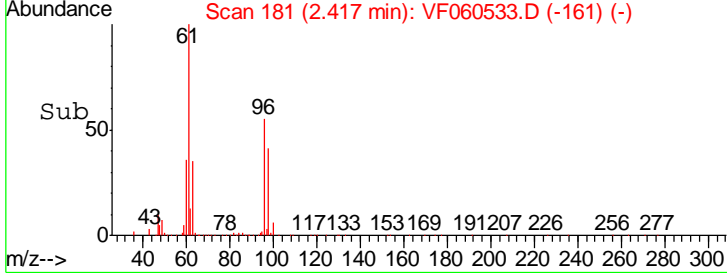
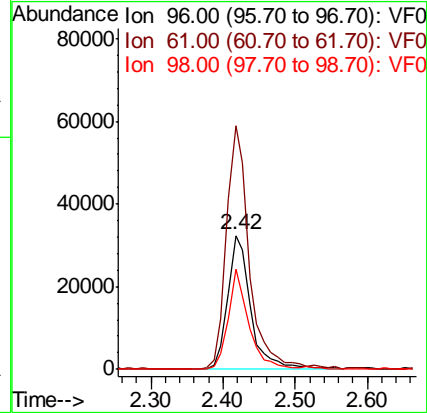
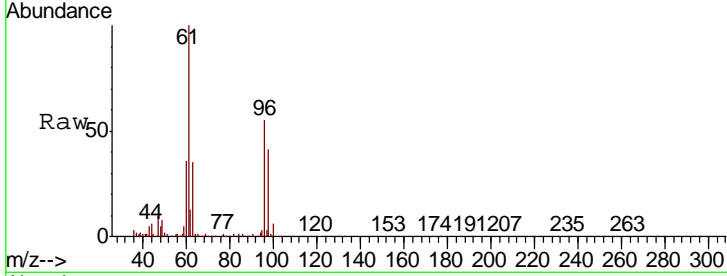




#21
 trans-1,2-Dichloroethene
 Concen: 17.577 ug/l
 RT: 2.42 min Scan# 181
 Delta R.T. -0.01 min
 Lab File: VF060533.D
 Acq: 29 Oct 2018 17:24

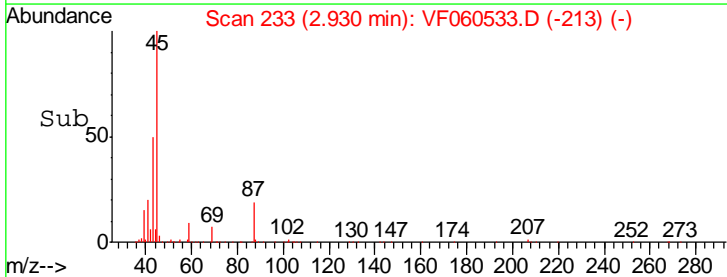
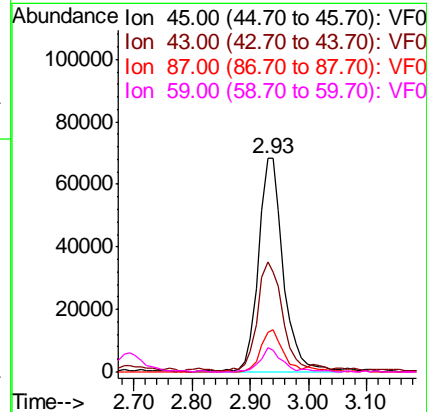
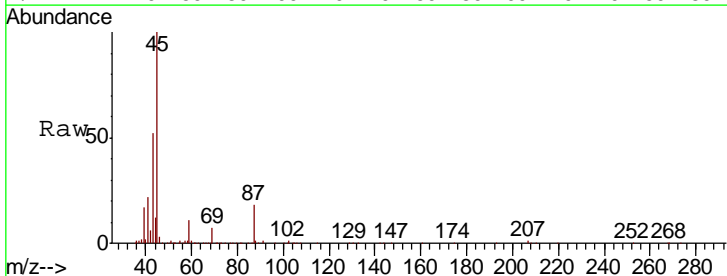
Instrument :
 MSVOA_F
 ClientSampleId :
 VSTDIC020

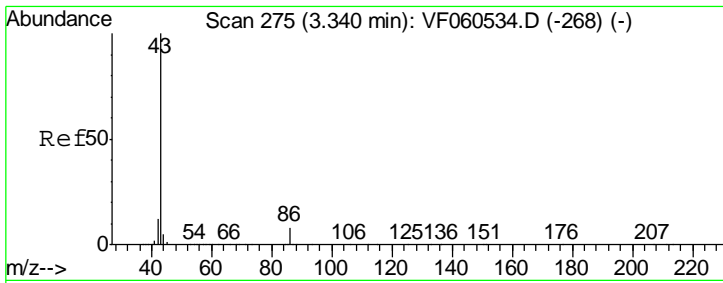
Tgt Ion	Resp	Lower	Upper
96	72200		
61	181.9	139.8	209.6
98	74.5	52.2	78.4



#22
 Diisopropyl ether
 Concen: 16.869 ug/l
 RT: 2.93 min Scan# 233
 Delta R.T. -0.01 min
 Lab File: VF060533.D
 Acq: 29 Oct 2018 17:24

Tgt Ion	Resp	Lower	Upper
45	204474		
43	51.6	40.6	60.8
87	18.5	15.9	23.9
59	11.2	8.0	12.0

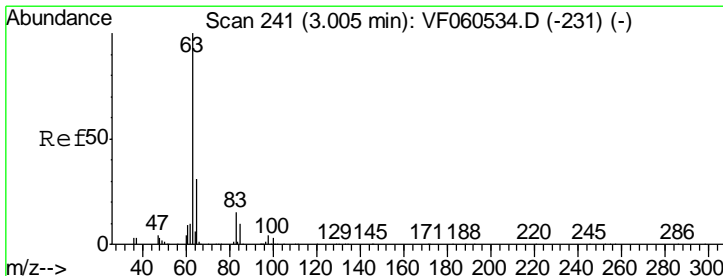
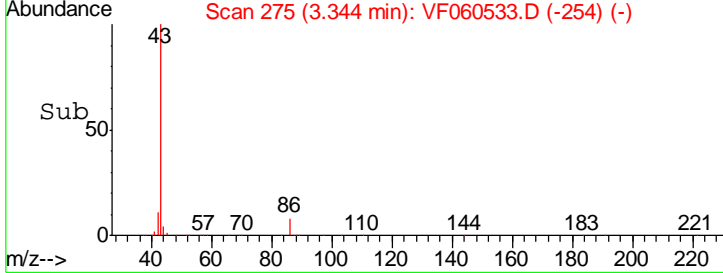
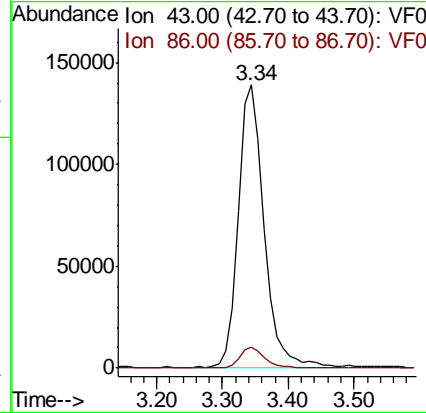
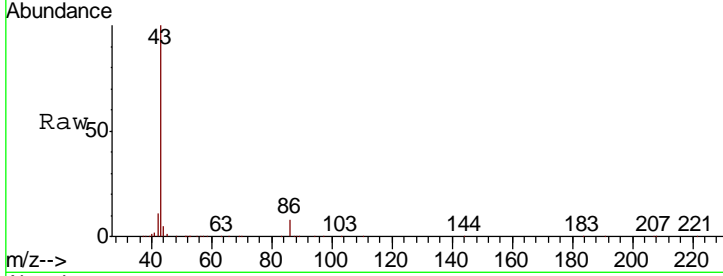




#23
 Vinyl Acetate
 Concen: 96.413 ug/l
 RT: 3.34 min Scan# 275
 Delta R.T. 0.00 min
 Lab File: VF060533.D
 Acq: 29 Oct 2018 17:24

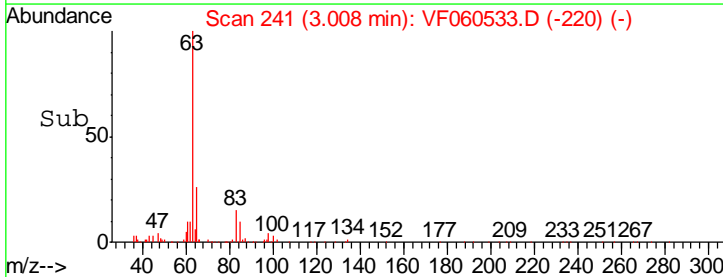
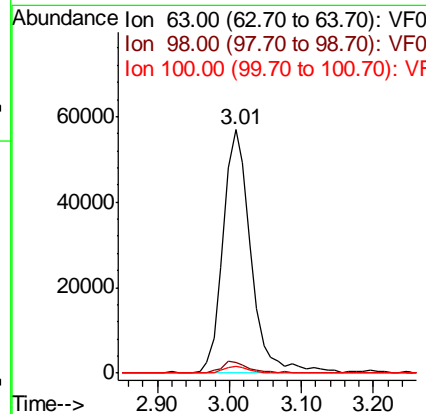
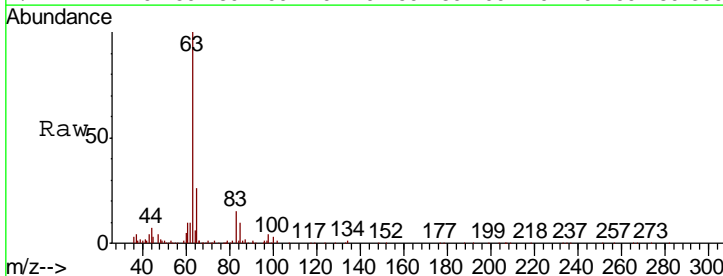
Instrument : MSVOA_F
 ClientSampled : VSTDIC020

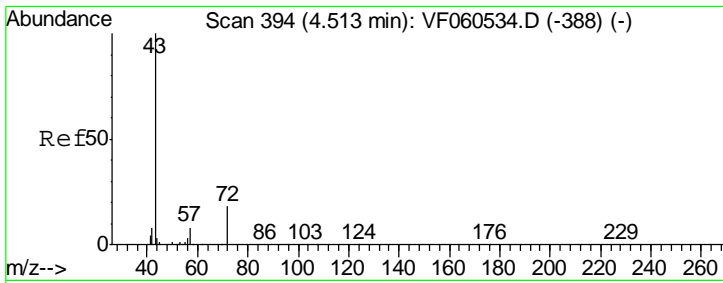
Tgt Ion	Resp	Lower	Upper
43	382467		
86	7.5	6.2	9.2



#24
 1,1-Dichloroethane
 Concen: 16.676 ug/l
 RT: 3.01 min Scan# 241
 Delta R.T. 0.00 min
 Lab File: VF060533.D
 Acq: 29 Oct 2018 17:24

Tgt Ion	Resp	Lower	Upper
63	151943		
98	4.2	2.0	6.0
100	2.7	1.4	4.0

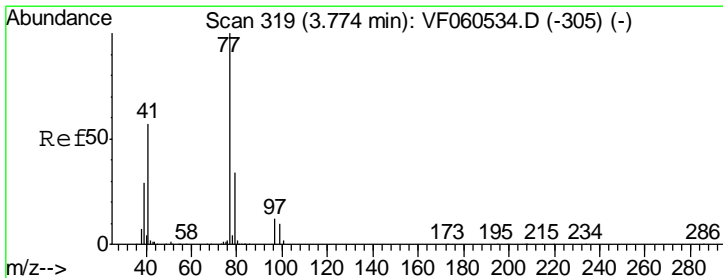
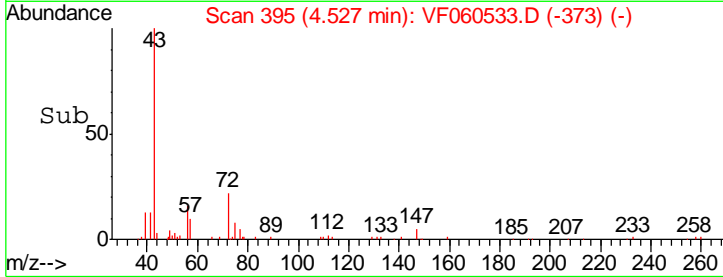
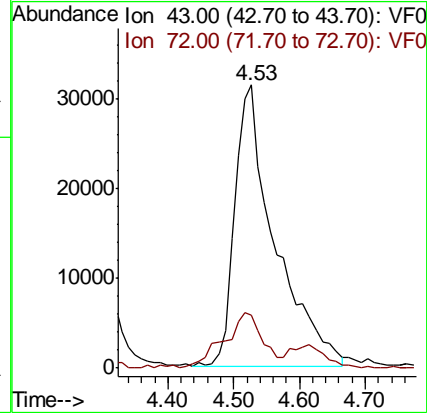
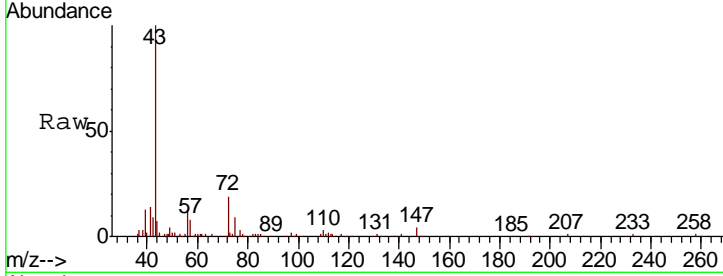




#25
 2-Butanone
 Concen: 119.658 ug/l
 RT: 4.53 min Scan# 395
 Delta R.T. 0.01 min
 Lab File: VF060533.D
 Acq: 29 Oct 2018 17:24

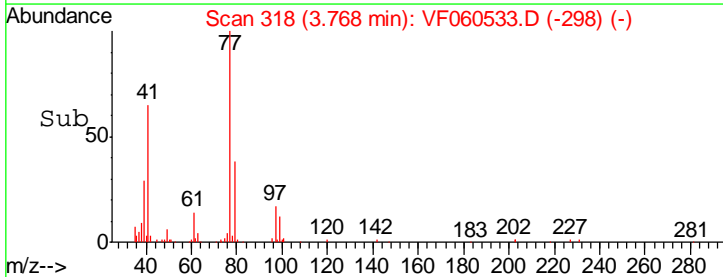
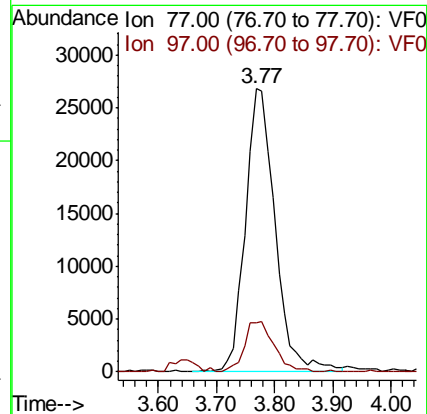
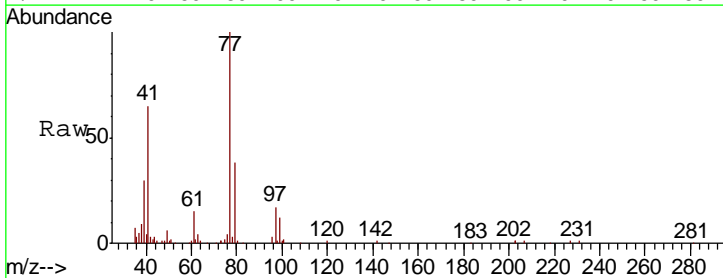
Instrument :
 MSVOA_F
 ClientSampled :
 VSTDIC020

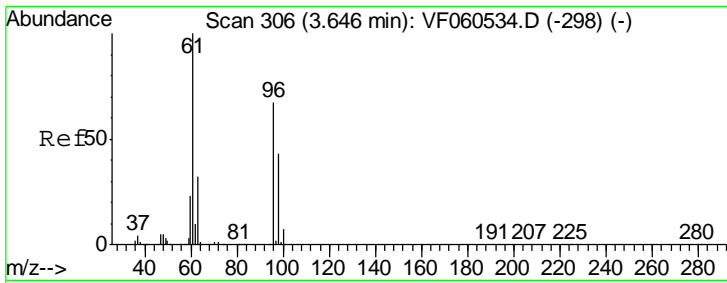
Tgt Ion	Resp	Lower	Upper
43	133966		
72	18.6	17.4	26.0



#26
 2,2-Dichloropropane
 Concen: 15.741 ug/l
 RT: 3.77 min Scan# 318
 Delta R.T. -0.01 min
 Lab File: VF060533.D
 Acq: 29 Oct 2018 17:24

Tgt Ion	Resp	Lower	Upper
77	95405		
97	17.1	8.5	25.5

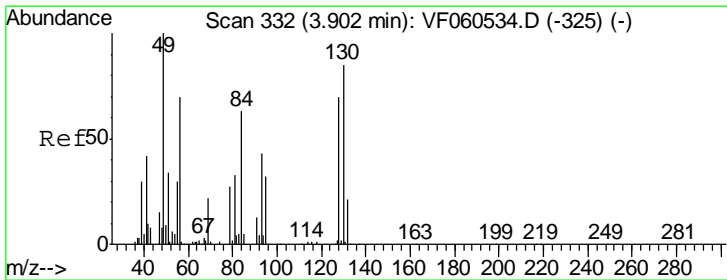
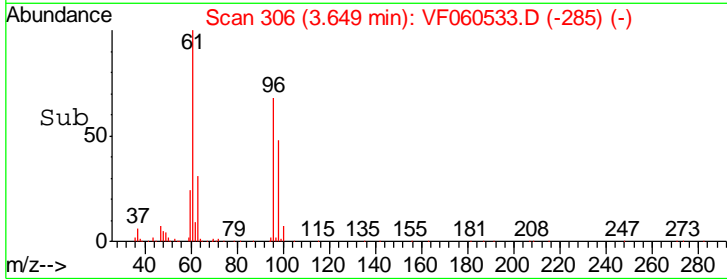
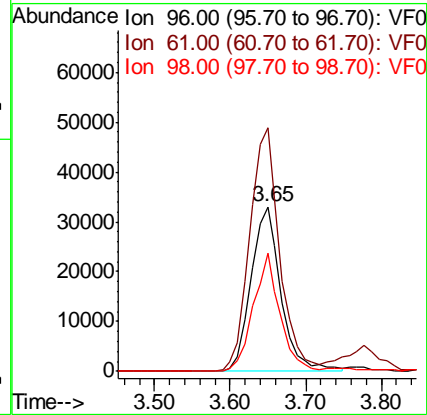
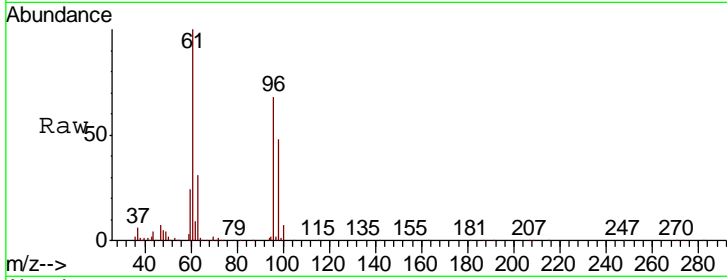




#27
 cis-1,2-Dichloroethene
 Concen: 22.209 ug/l
 RT: 3.65 min Scan# 306
 Delta R.T. 0.00 min
 Lab File: VF060533.D
 Acq: 29 Oct 2018 17:24

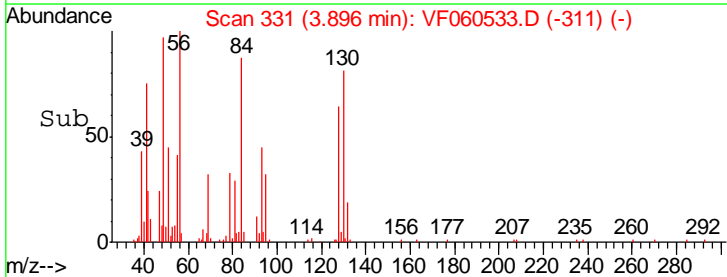
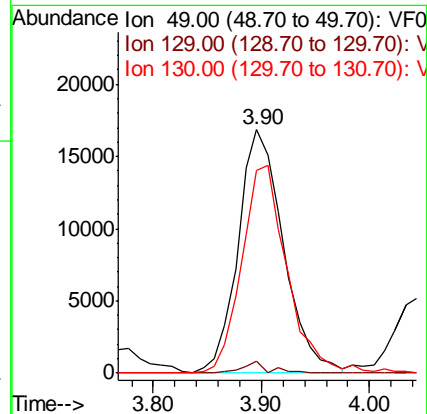
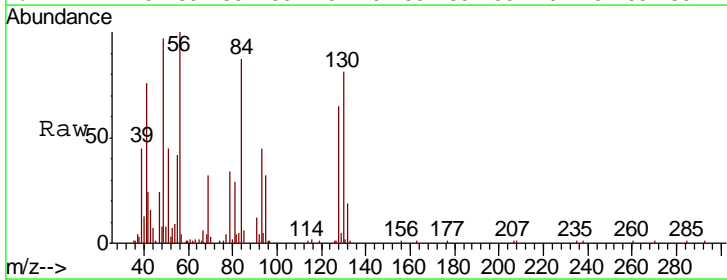
Instrument :
 MSVOA_F
ClientSampled :
 VSTDIC020

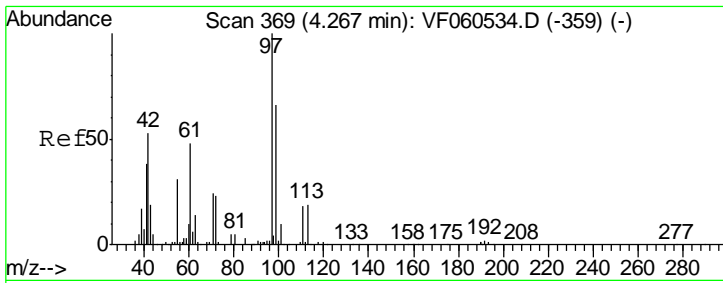
Tgt Ion	Resp	Lower	Upper
96	90664		
61	147.9	0.0	300.8
98	71.5	0.0	128.4



#28
 Bromochloromethane
 Concen: 17.377 ug/l
 RT: 3.90 min Scan# 331
 Delta R.T. -0.01 min
 Lab File: VF060533.D
 Acq: 29 Oct 2018 17:24

Tgt Ion	Resp	Lower	Upper
49	49164		
129	5.0	0.0	4.8#
130	83.2	67.5	101.3

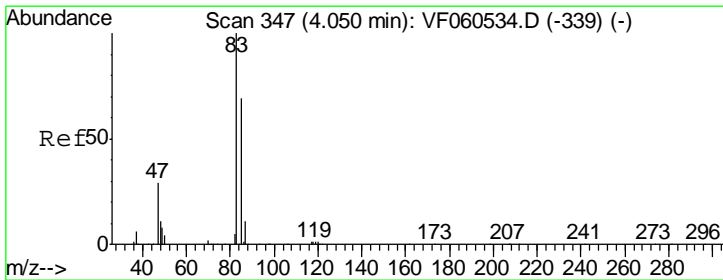
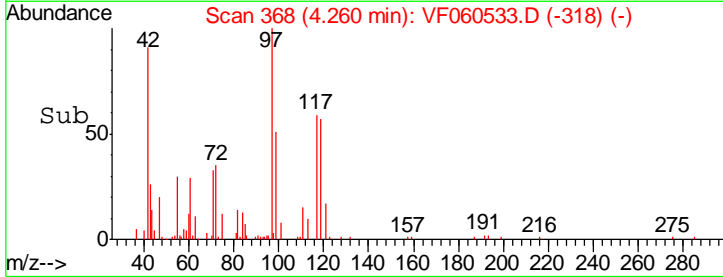
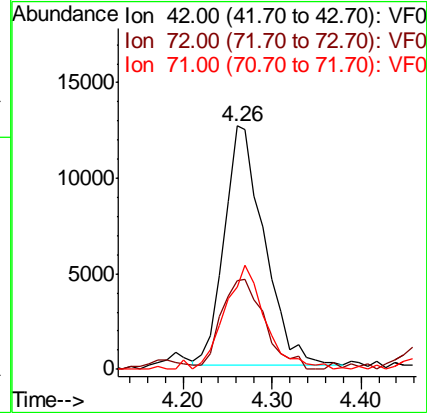
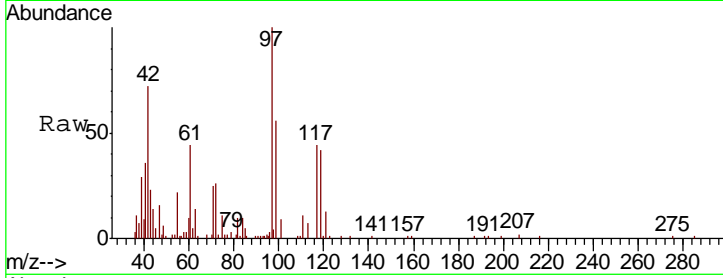




#29
 Tetrahydrofuran
 Concen: 90.068 ug/l
 RT: 4.26 min Scan# 368
 Delta R.T. -0.01 min
 Lab File: VF060533.D
 Acq: 29 Oct 2018 17:24

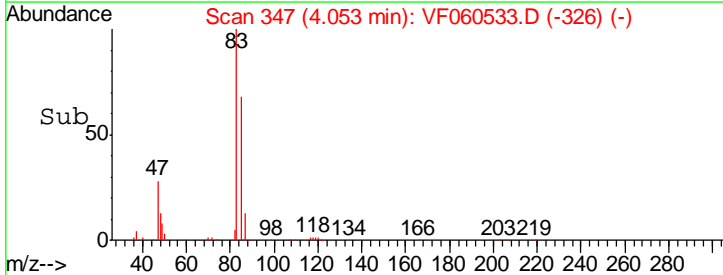
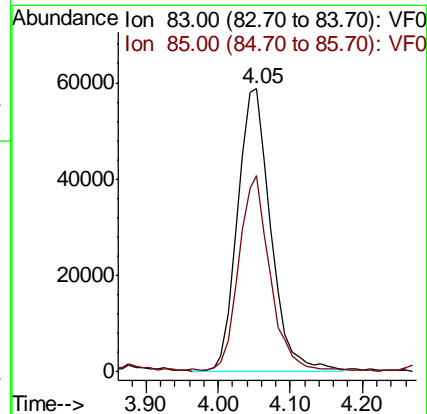
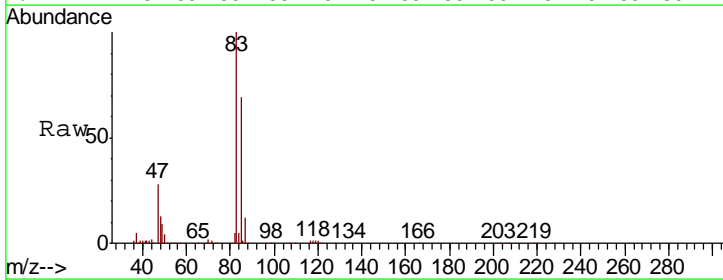
Instrument :
 MSVOA_F
 ClientSampled :
 VSTDIC020

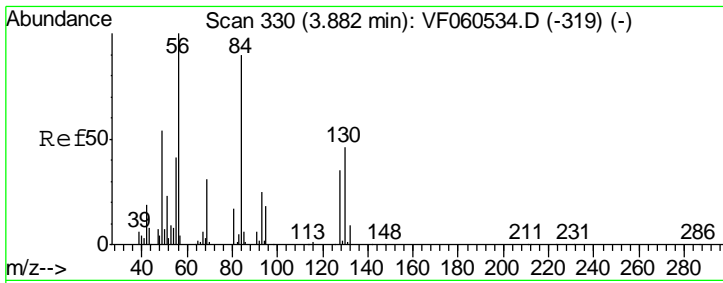
Tgt Ion	Resp	Lower	Upper
42	100		
72	40.1	32.5	48.7
71	44.6	34.5	51.7



#30
 Chloroform
 Concen: 17.494 ug/l
 RT: 4.05 min Scan# 347
 Delta R.T. 0.00 min
 Lab File: VF060533.D
 Acq: 29 Oct 2018 17:24

Tgt Ion	Resp	Lower	Upper
83	100		
85	69.3	55.0	82.4



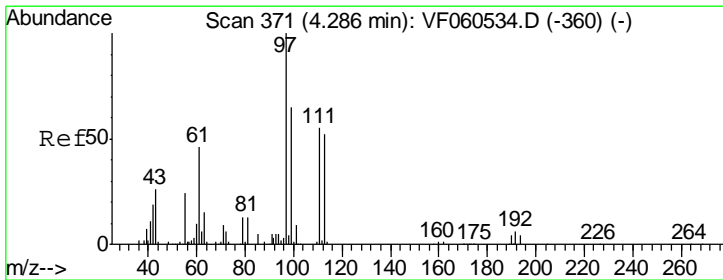
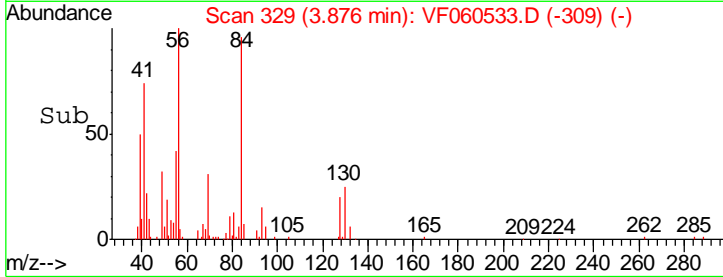
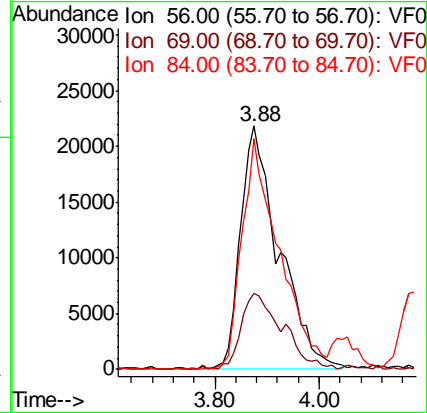
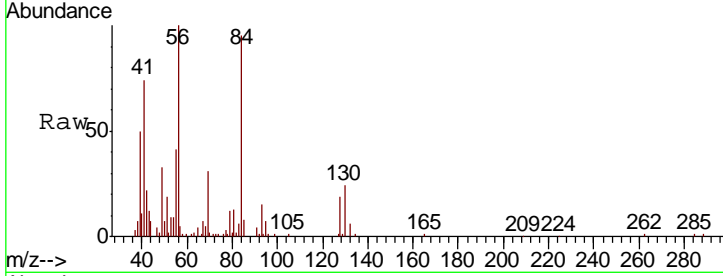


#31
 Cyclohexane
 Concen: 22.706 ug/l
 RT: 3.88 min Scan# 329
 Delta R.T. -0.01 min
 Lab File: VF060533.D
 Acq: 29 Oct 2018 17:24

Instrument :
 MSVOA_F
 ClientSampleId :
 VSTDIC020

Tgt Ion: 56 Resp: 110063

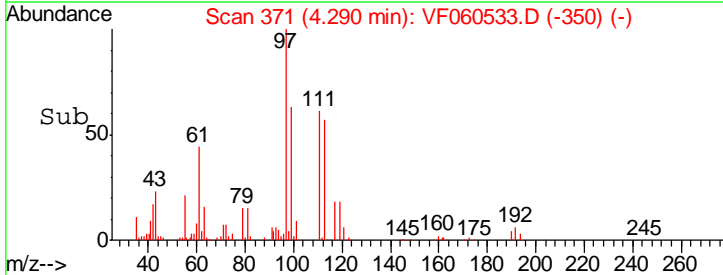
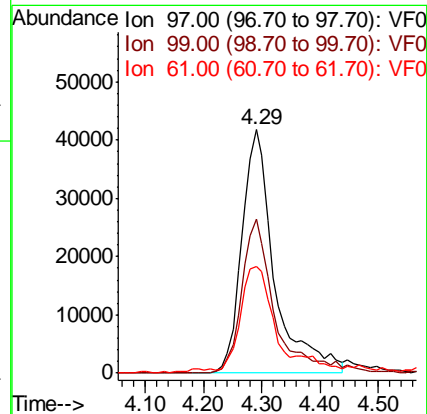
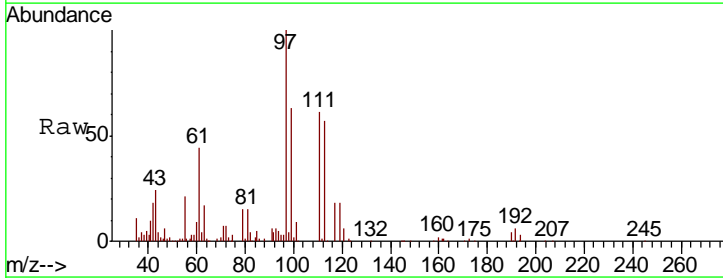
Ion	Ratio	Lower	Upper
56	100		
69	30.9	25.0	37.6
84	95.1	72.1	108.1

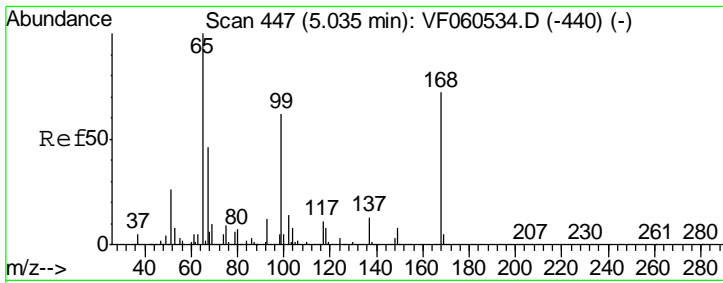


#32
 1,1,1-Trichloroethane
 Concen: 16.739 ug/l
 RT: 4.29 min Scan# 371
 Delta R.T. 0.00 min
 Lab File: VF060533.D
 Acq: 29 Oct 2018 17:24

Tgt Ion: 97 Resp: 163792

Ion	Ratio	Lower	Upper
97	100		
99	63.2	51.7	77.5
61	43.8	36.8	55.2

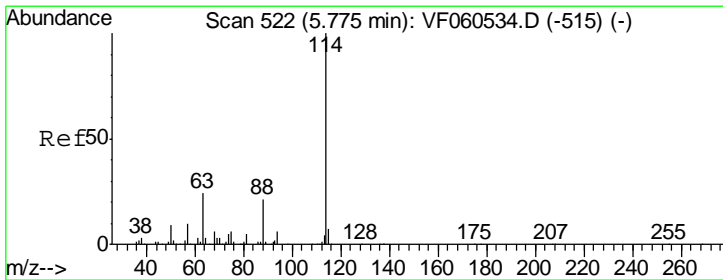
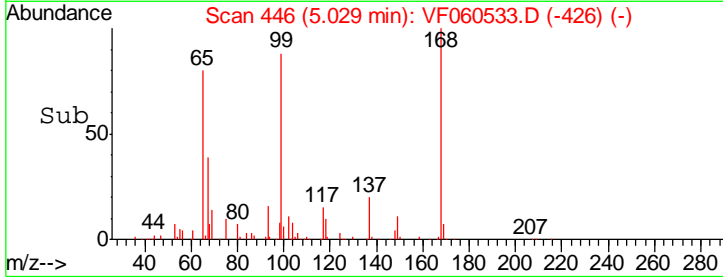
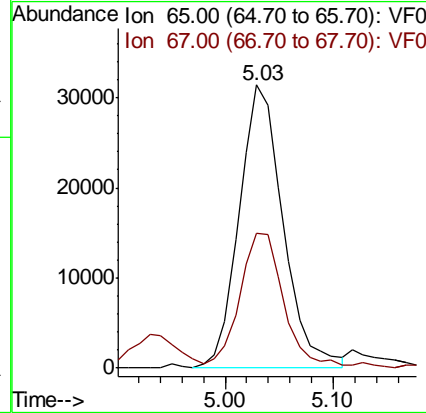
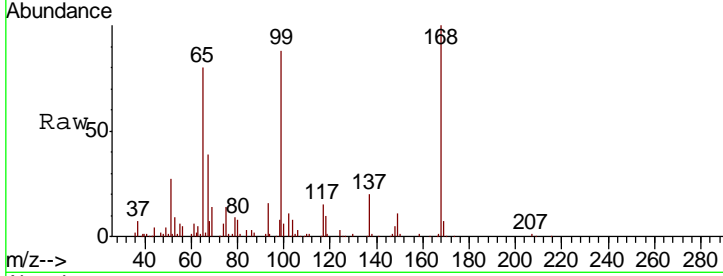




#33
 1,2-Dichloroethane-d4
 Concen: 14.875 ug/l
 RT: 5.03 min Scan# 446
 Delta R.T. -0.01 min
 Lab File: VF060533.D
 Acq: 29 Oct 2018 17:24

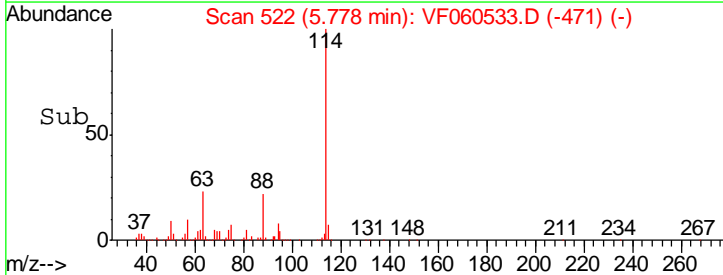
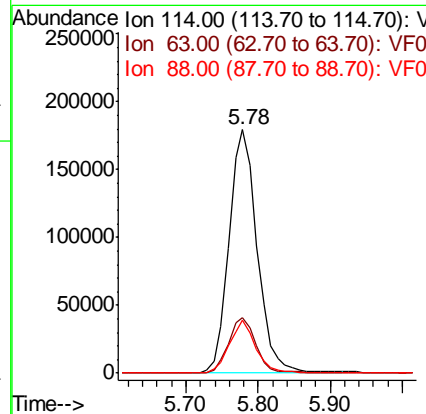
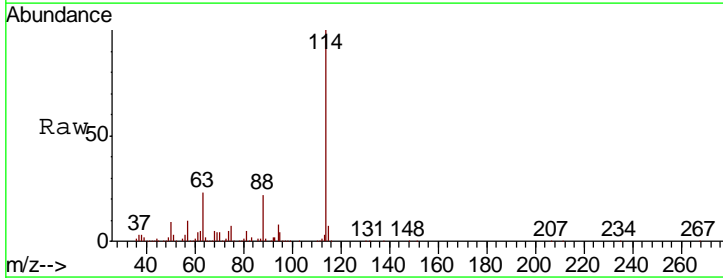
Instrument :
 MSVOA_F
 ClientSampleId :
 VSTDIC020

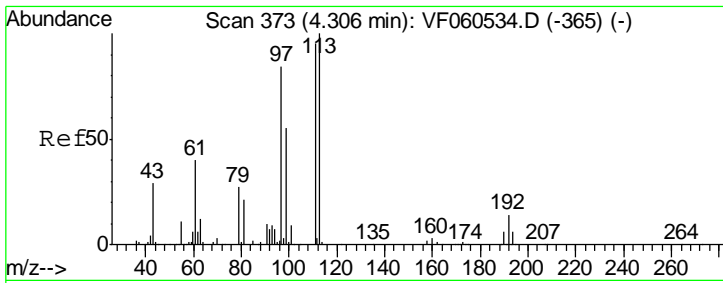
Tgt Ion: 65 Resp: 88615
 Ion Ratio Lower Upper
 65 100
 67 47.8 0.0 94.4



#34
 1,4-Difluorobenzene
 Concen: 50.000 ug/l
 RT: 5.78 min Scan# 522
 Delta R.T. 0.00 min
 Lab File: VF060533.D
 Acq: 29 Oct 2018 17:24

Tgt Ion: 114 Resp: 486109
 Ion Ratio Lower Upper
 114 100
 63 22.7 0.0 48.0
 88 21.5 0.0 42.0

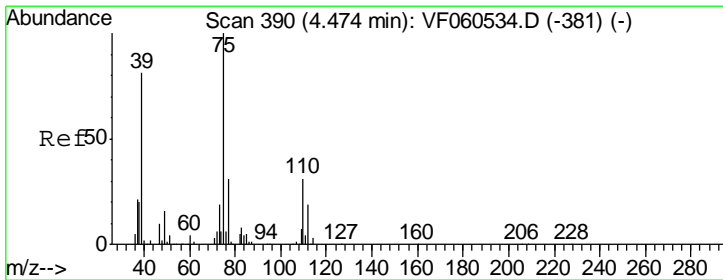
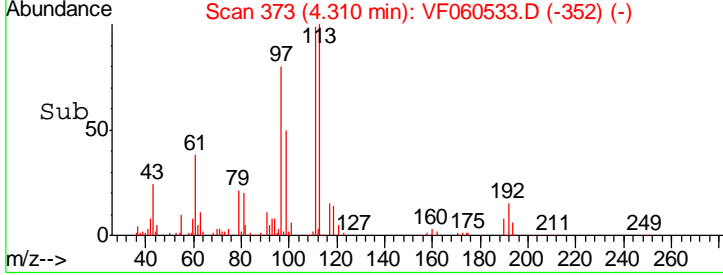
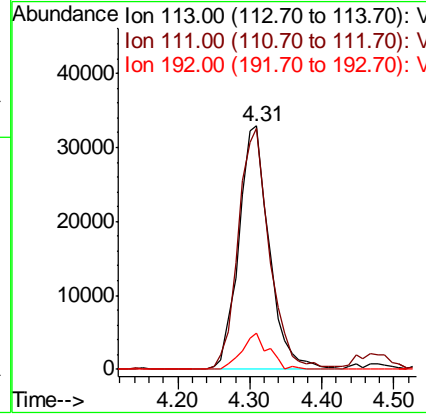
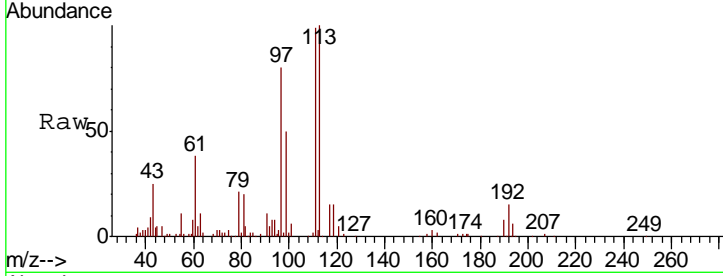




#35
 Dibromofluoromethane
 Concen: 17.228 ug/l
 RT: 4.31 min Scan# 373
 Delta R.T. 0.00 min
 Lab File: VF060533.D
 Acq: 29 Oct 2018 17:24

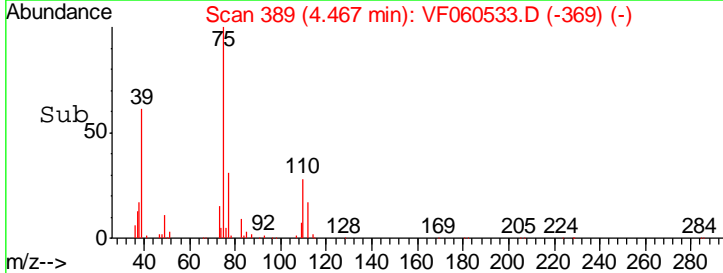
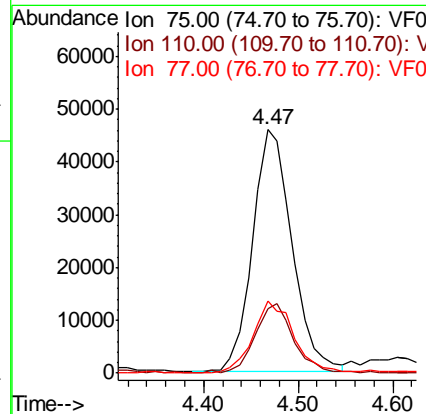
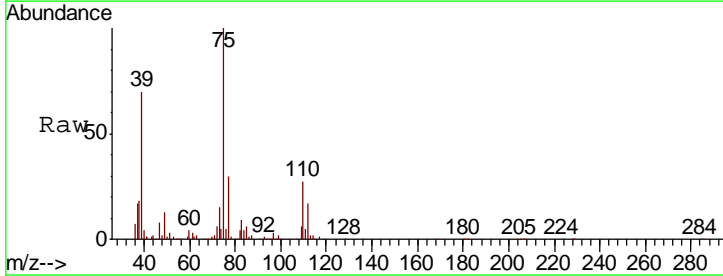
Instrument : MSVOA_F
 ClientSampled : VSTDIC020

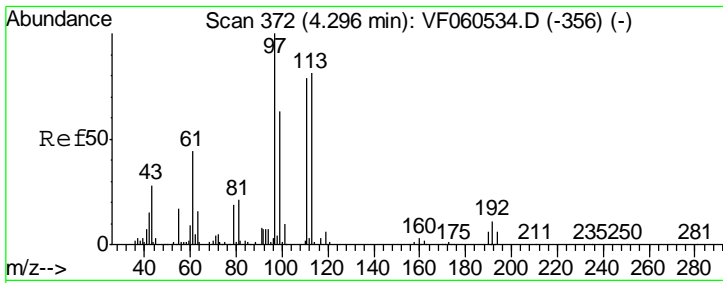
Tgt Ion	Resp	Lower	Upper
113	100		
111	98.9	75.9	113.9
192	14.6	11.2	16.8



#36
 1,1-Dichloropropene
 Concen: 18.774 ug/l
 RT: 4.47 min Scan# 389
 Delta R.T. -0.01 min
 Lab File: VF060533.D
 Acq: 29 Oct 2018 17:24

Tgt Ion	Resp	Lower	Upper
75	100		
110	26.6	15.3	45.8
77	29.7	24.8	37.2

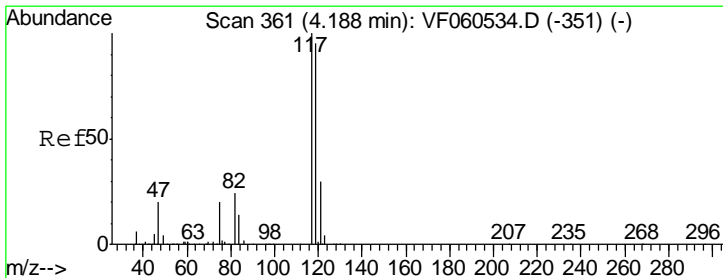
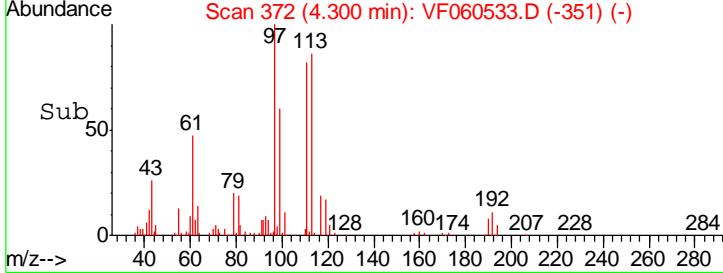
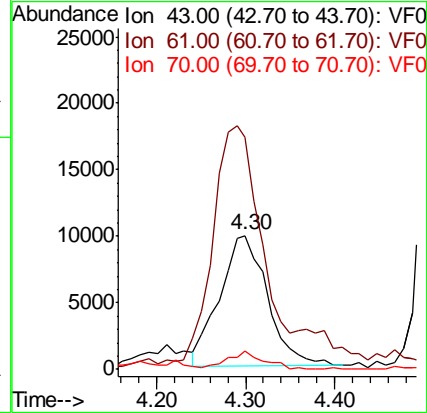
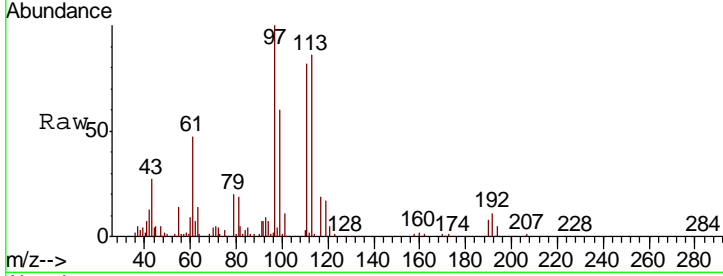




#37
 Ethyl Acetate
 Concen: 15.714 ug/l
 RT: 4.30 min Scan# 372
 Delta R.T. 0.00 min
 Lab File: VF060533.D
 Acq: 29 Oct 2018 17:24

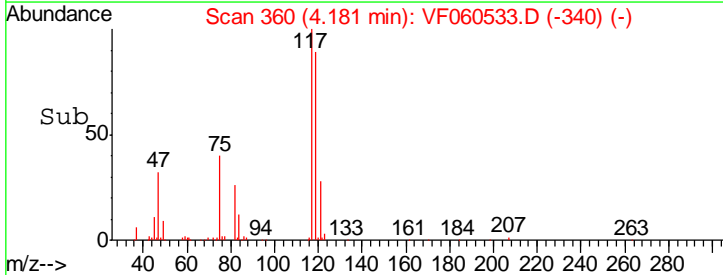
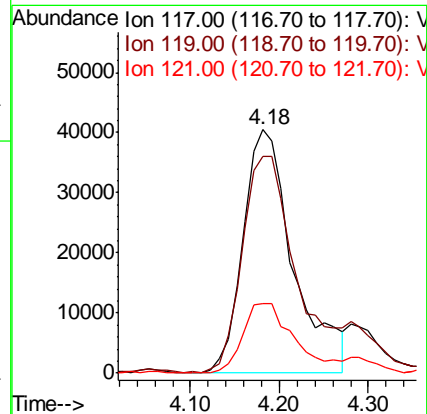
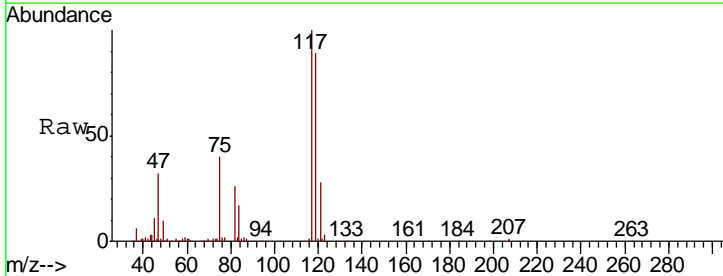
Instrument :
 MSVOA_F
ClientSampled :
 VSTDIC020

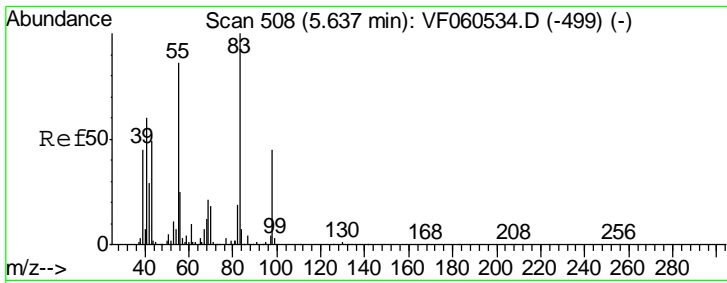
Tgt Ion	Resp	Lower	Upper
43	100		
61	172.9	123.9	185.9
70	14.1	7.3	10.9#



#38
 Carbon Tetrachloride
 Concen: 15.498 ug/l
 RT: 4.18 min Scan# 360
 Delta R.T. -0.01 min
 Lab File: VF060533.D
 Acq: 29 Oct 2018 17:24

Tgt Ion	Resp	Lower	Upper
117	100		
119	89.2	76.5	114.7
121	28.8	24.3	36.5

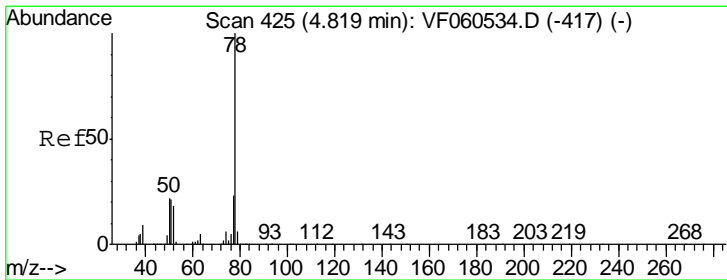
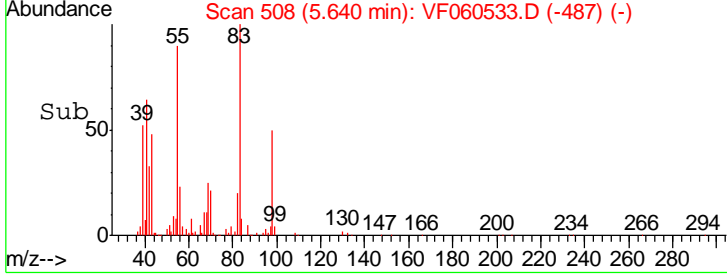
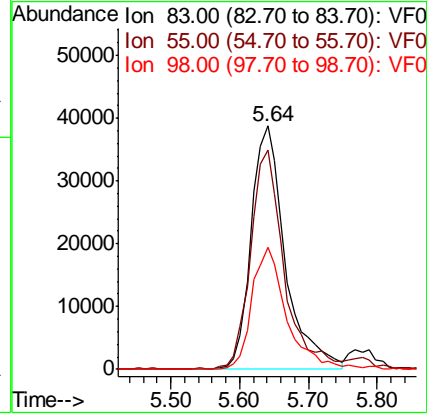
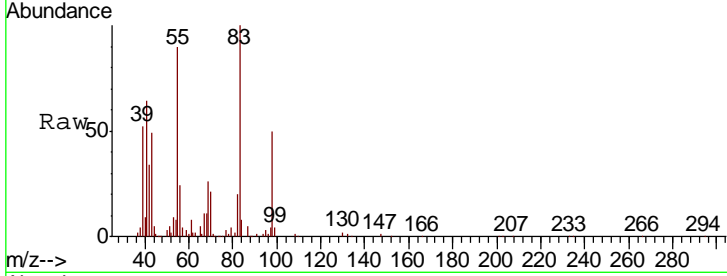




#39
 Methylcyclohexane
 Concen: 22.582 ug/l
 RT: 5.64 min Scan# 508
 Delta R.T. 0.00 min
 Lab File: VF060533.D
 Acq: 29 Oct 2018 17:24

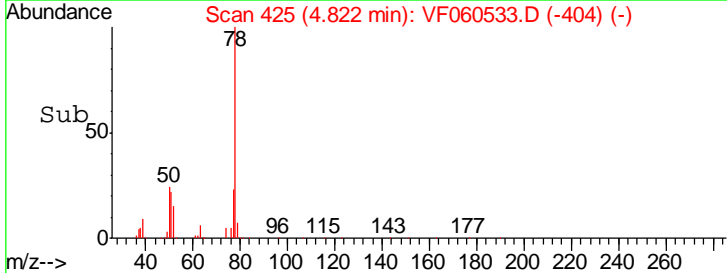
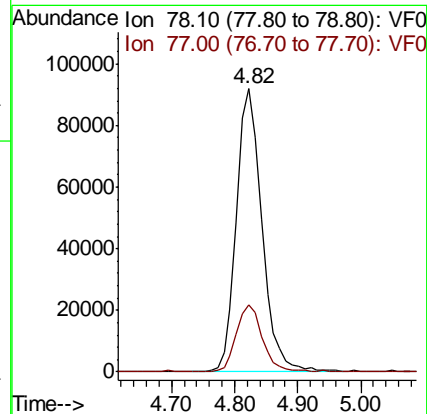
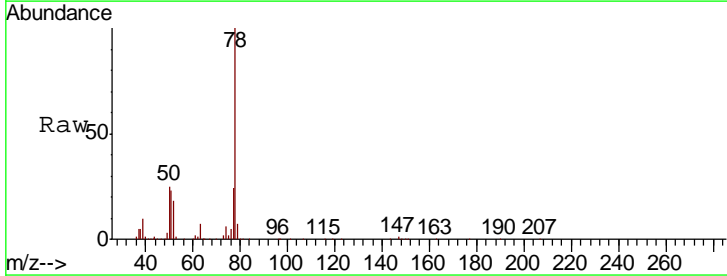
Instrument :
 MSVOA_F
ClientSampled :
 VSTDIC020

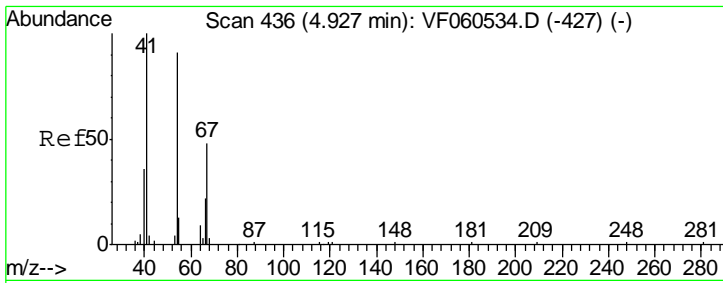
Tgt Ion	Resp	Lower	Upper
83	134044		
55	90.3	69.0	103.4
98	50.0	36.1	54.1



#40
 Benzene
 Concen: 21.476 ug/l
 RT: 4.82 min Scan# 425
 Delta R.T. 0.00 min
 Lab File: VF060533.D
 Acq: 29 Oct 2018 17:24

Tgt Ion	Resp	Lower	Upper
78	257547		
77	23.5	18.5	27.7

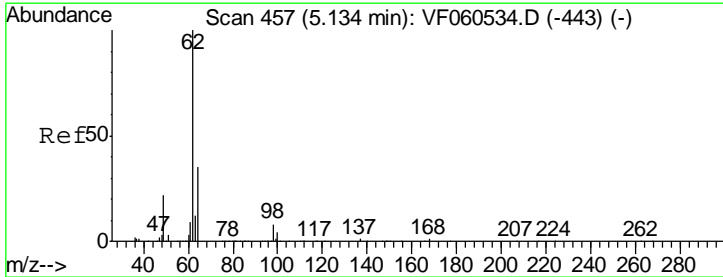
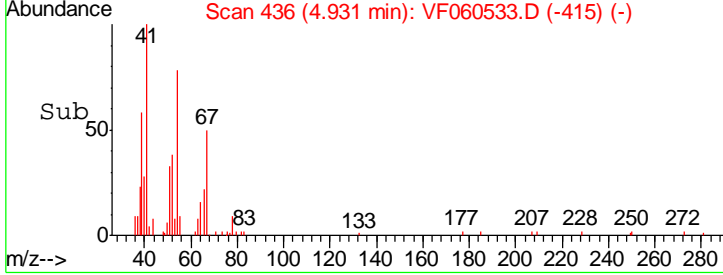
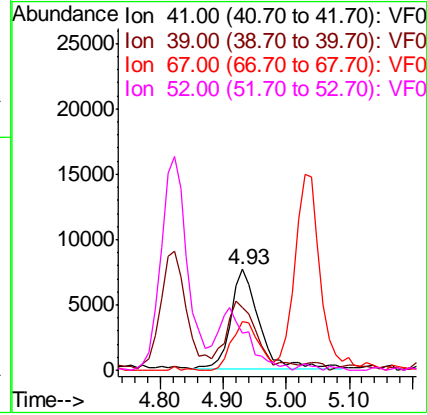
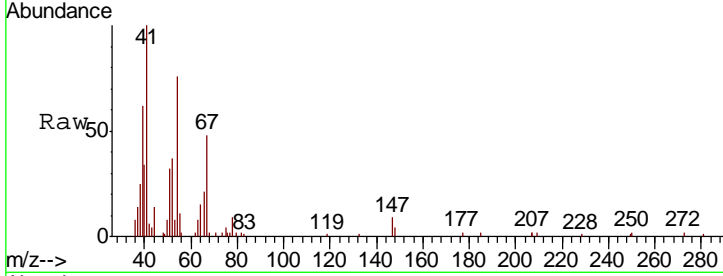




#41
 Methacrylonitrile
 Concen: 19.450 ug/l
 RT: 4.93 min Scan# 436
 Delta R.T. 0.00 min
 Lab File: VF060533.D
 Acq: 29 Oct 2018 17:24


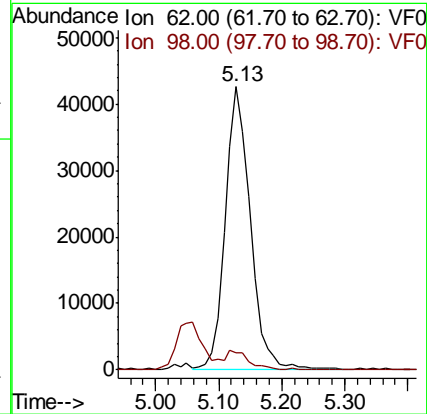
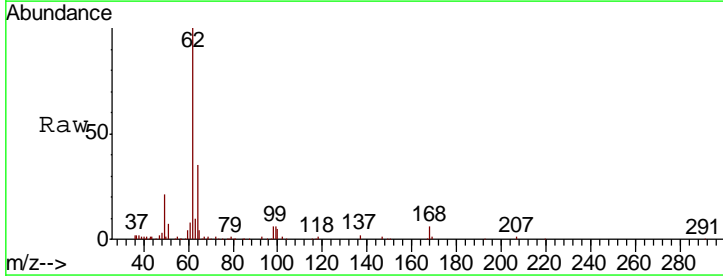
Instrument : MSVOA_F
 ClientSampleID : VSTDIC020

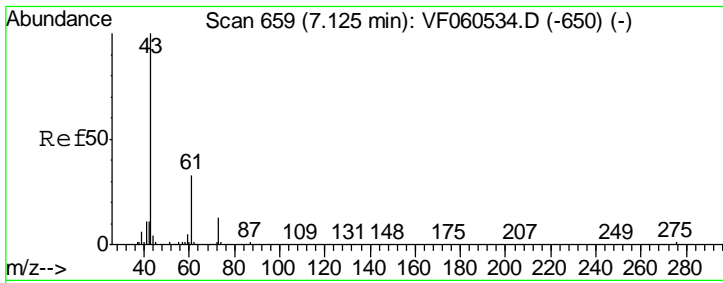
Tgt Ion	Resp	Lower	Upper
41	23288		
39	62.2	51.0	76.6
67	48.4	38.0	57.0
52	37.0	40.6	61.0#



#42
 1,2-Dichloroethane
 Concen: 16.136 ug/l
 RT: 5.13 min Scan# 456
 Delta R.T. -0.01 min
 Lab File: VF060533.D
 Acq: 29 Oct 2018 17:24

Tgt Ion	Resp	Lower	Upper
62	118075		
98	6.1	0.0	15.8

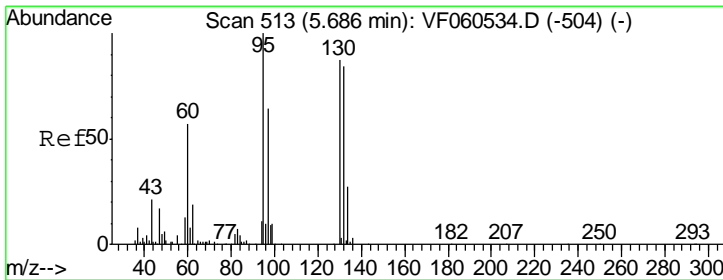

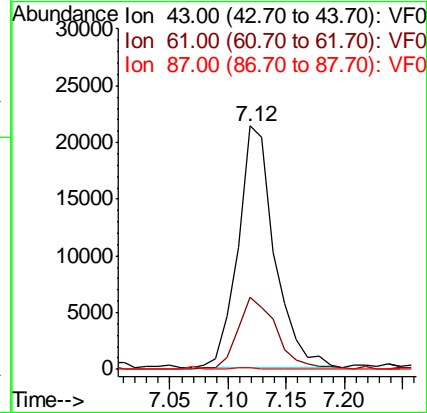





#43
 Isopropyl Acetate
 Concen: 18.456 ug/l
 RT: 7.12 min Scan# 658
 Delta R.T. -0.01 min
 Lab File: VF060533.D
 Acq: 29 Oct 2018 17:24

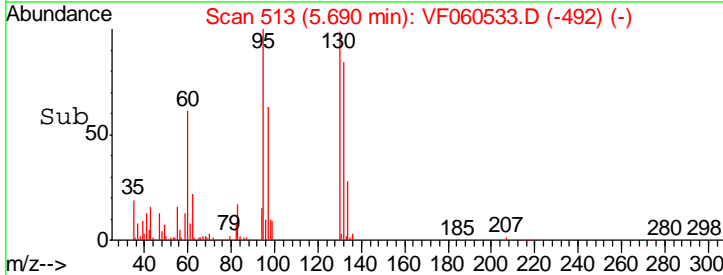
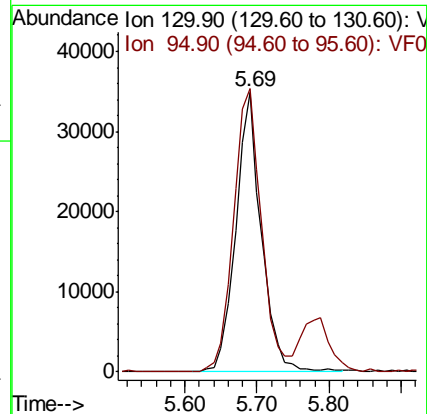
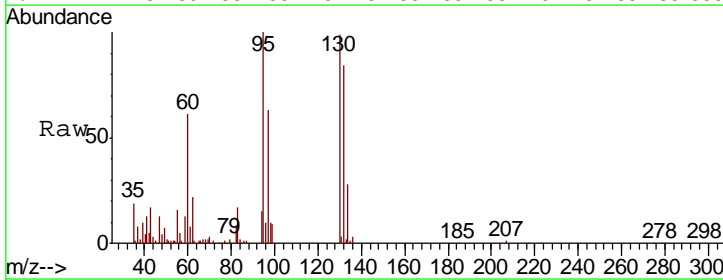
Instrument : MSVOA_F
 ClientSampleId : VSTDIC020

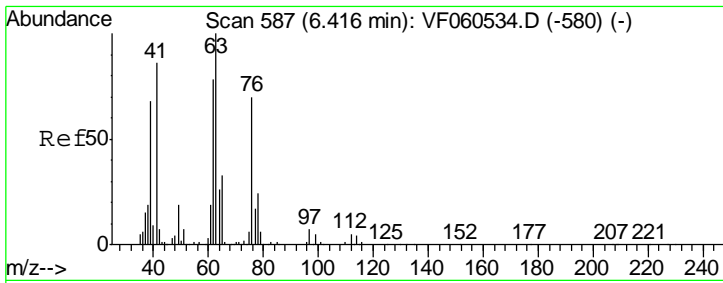
Tgt Ion	Resp	Lower	Upper
43	46288		
61	29.5	26.6	40.0
87	0.6	0.6	1.0#



#44
 Trichloroethene
 Concen: 20.893 ug/l
 RT: 5.69 min Scan# 513
 Delta R.T. 0.00 min
 Lab File: VF060533.D
 Acq: 29 Oct 2018 17:24

Tgt Ion	Resp	Lower	Upper
130	85880		
95	101.1	0.0	229.4

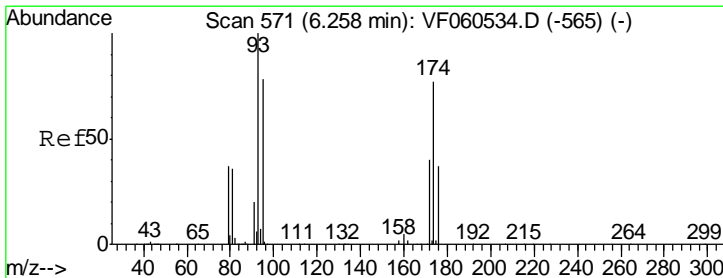
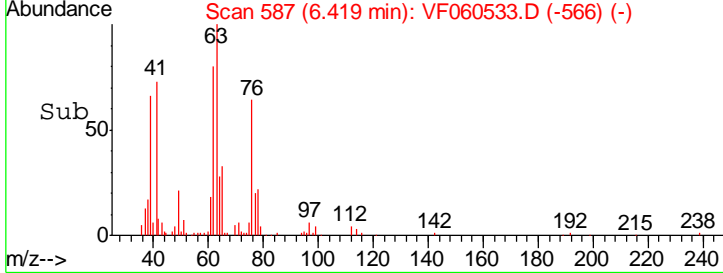
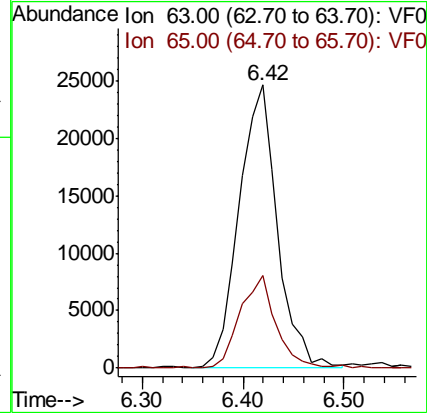
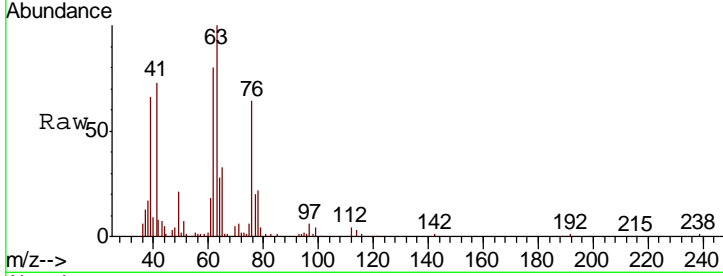




#45
 1,2-Dichloropropane
 Concen: 21.710 ug/l
 RT: 6.42 min Scan# 587
 Delta R.T. 0.00 min
 Lab File: VF060533.D
 Acq: 29 Oct 2018 17:24

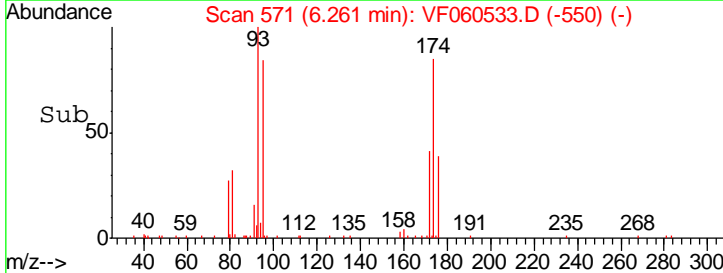
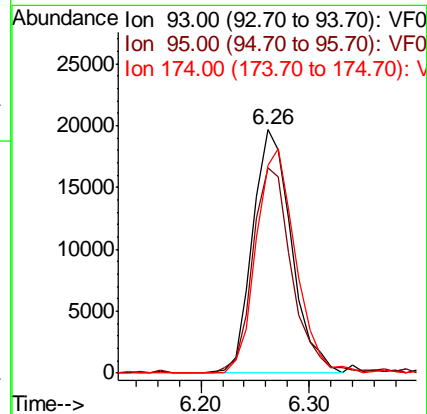
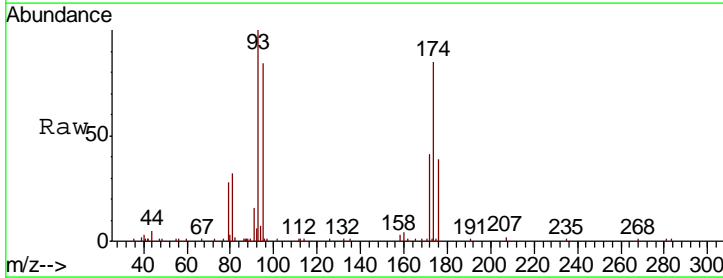
Instrument :
 MSVOA_F
 ClientSampled :
 VSTDIC020

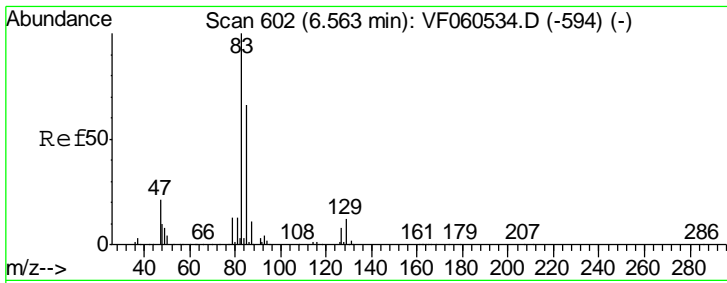
Tgt Ion: 63 Resp: 65241
 Ion Ratio Lower Upper
 63 100
 65 32.6 26.5 39.7



#46
 Dibromomethane
 Concen: 17.919 ug/l
 RT: 6.26 min Scan# 571
 Delta R.T. 0.00 min
 Lab File: VF060533.D
 Acq: 29 Oct 2018 17:24

Tgt Ion: 93 Resp: 49487
 Ion Ratio Lower Upper
 93 100
 95 84.4 64.3 96.5
 174 85.1 63.3 94.9

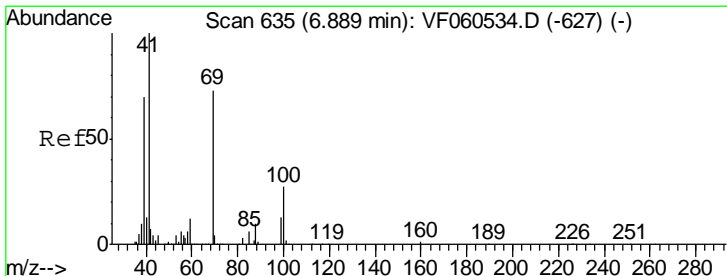
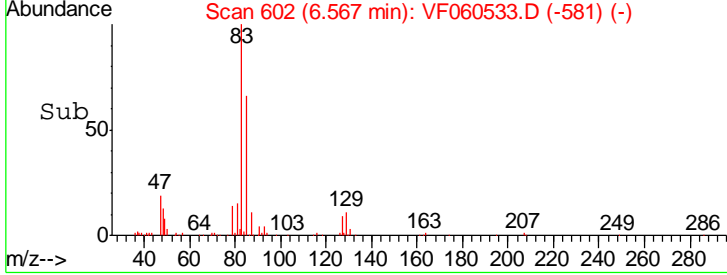
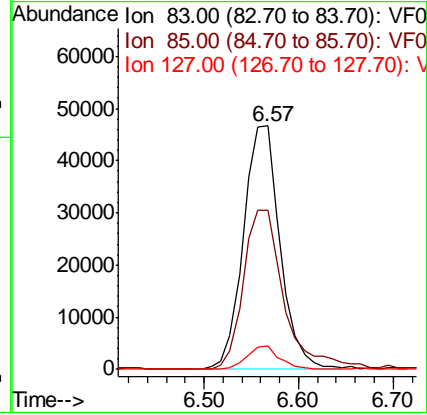
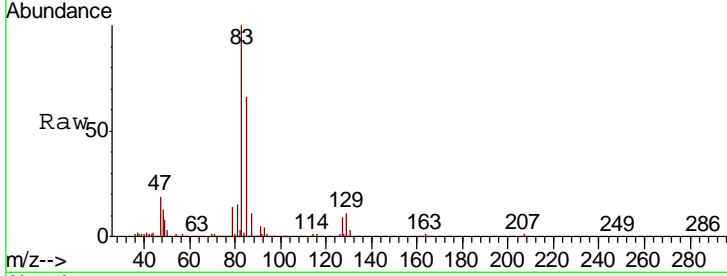




#47
 Bromodichloromethane
 Concen: 16.446 ug/l
 RT: 6.57 min Scan# 602
 Delta R.T. 0.00 min
 Lab File: VF060533.D
 Acq: 29 Oct 2018 17:24

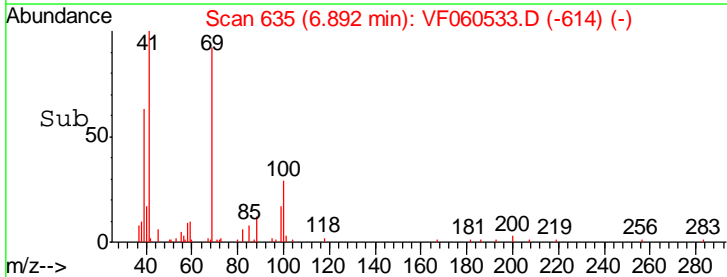
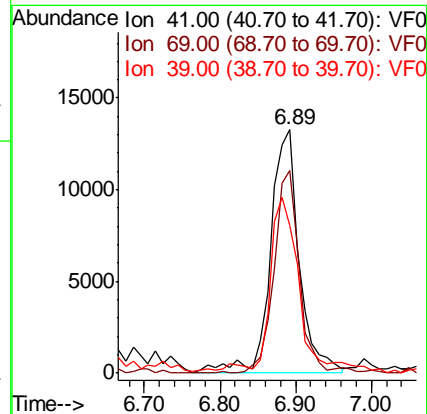
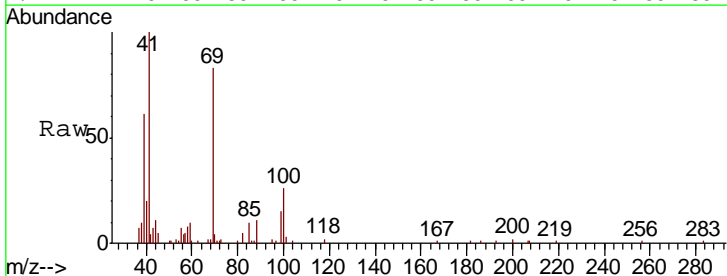
Instrument : MSVOA_F
 ClientSampleId : VSTDIC020

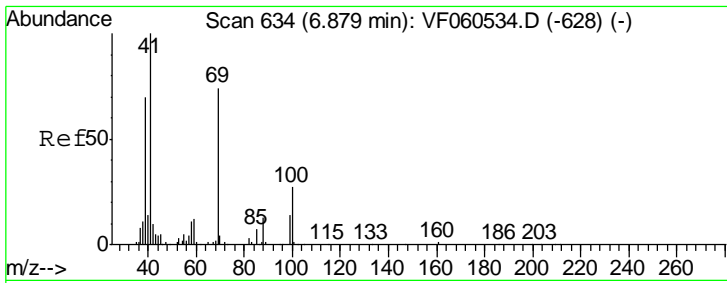
Tgt Ion	Resp	Lower	Upper
83	125452		
85	65.6	52.7	79.1
127	9.5	6.4	9.6



#48
 Methyl methacrylate
 Concen: 18.927 ug/l
 RT: 6.89 min Scan# 635
 Delta R.T. 0.00 min
 Lab File: VF060533.D
 Acq: 29 Oct 2018 17:24

Tgt Ion	Resp	Lower	Upper
41	35148		
69	83.1	58.4	87.6
39	60.6	56.4	84.6

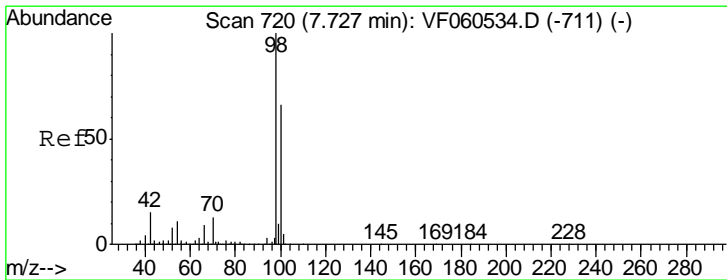
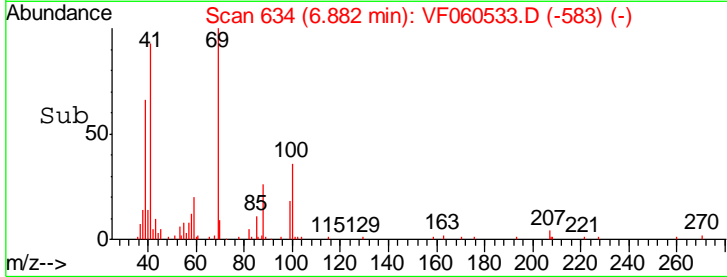
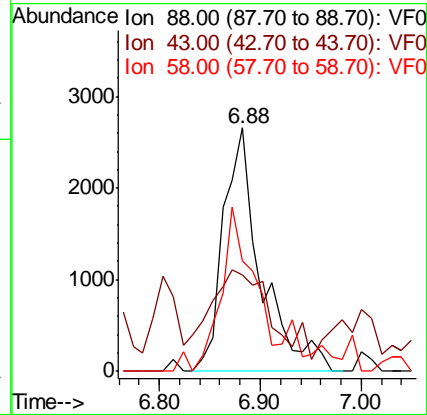
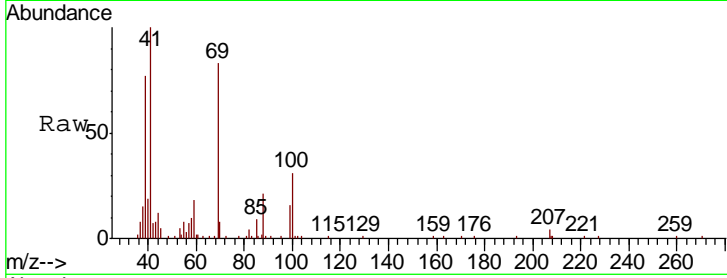




#49
 1,4-Dioxane
 Concen: 422.034 ug/l
 RT: 6.88 min Scan# 634
 Delta R.T. 0.00 min
 Lab File: VF060533.D
 Acq: 29 Oct 2018 17:24

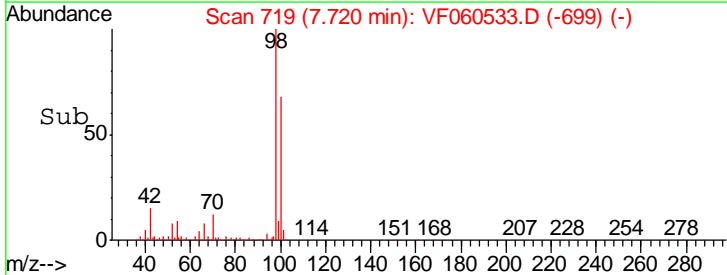
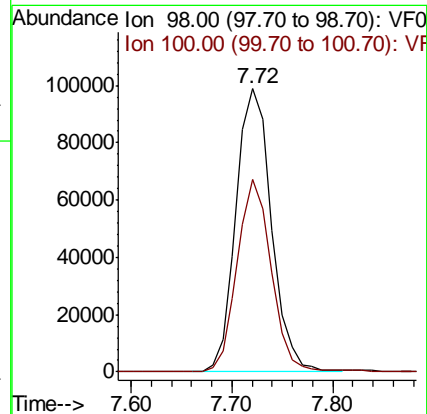
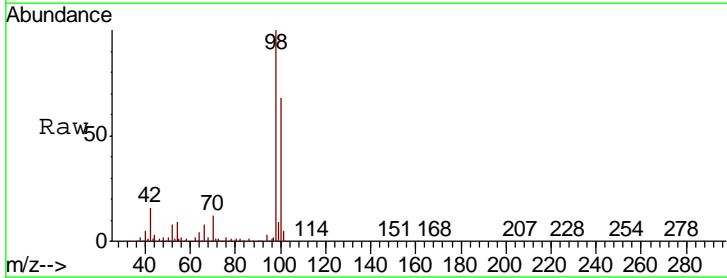
Instrument :
 MSVOA_F
 ClientSampled :
 VSTDIC020

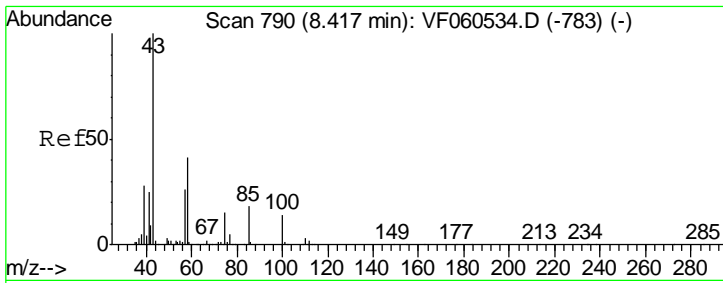
Tgt Ion: 88 Resp: 6903
 Ion Ratio Lower Upper
 88 100
 43 39.5 49.7 74.5#
 58 45.6 67.7 101.5#



#50
 Toluene-d8
 Concen: 20.669 ug/l
 RT: 7.72 min Scan# 719
 Delta R.T. -0.01 min
 Lab File: VF060533.D
 Acq: 29 Oct 2018 17:24

Tgt Ion: 98 Resp: 242306
 Ion Ratio Lower Upper
 98 100
 100 68.1 53.0 79.6

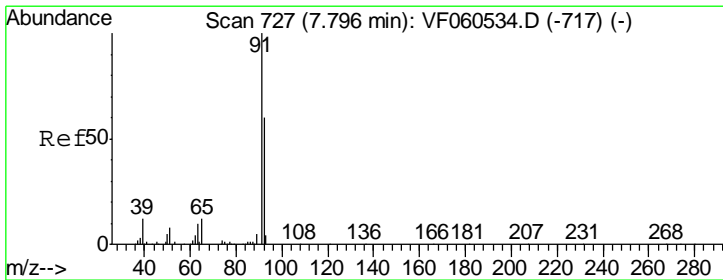
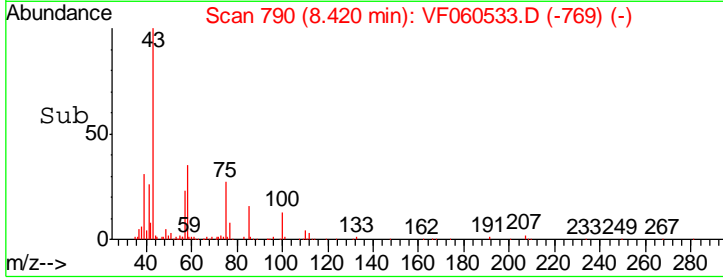
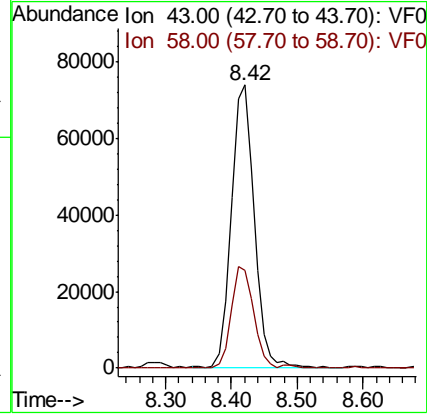
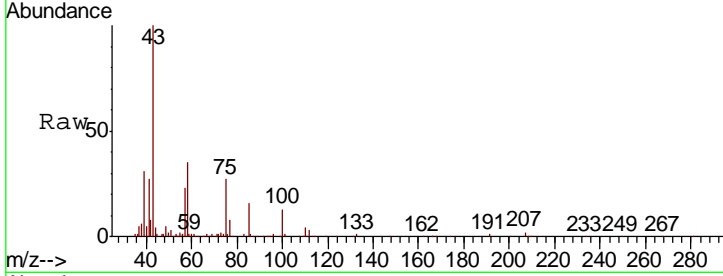




#51
 4-Methyl-2-Pentanone
 Concen: 95.585 ug/l
 RT: 8.42 min Scan# 790
 Delta R.T. 0.00 min
 Lab File: VF060533.D
 Acq: 29 Oct 2018 17:24

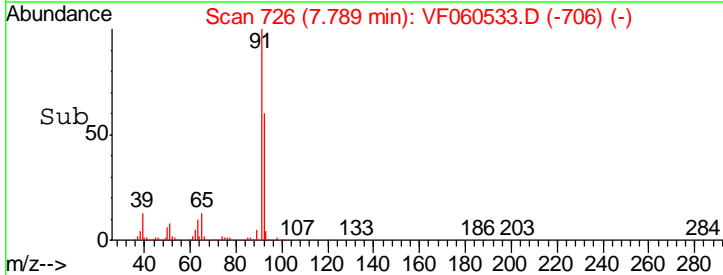
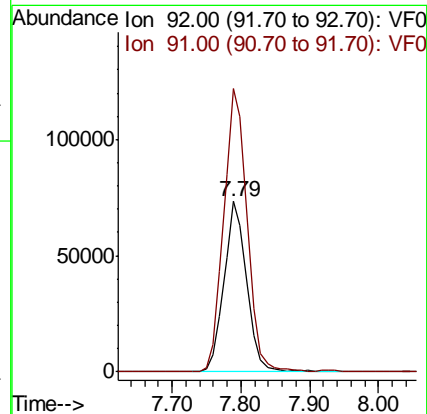
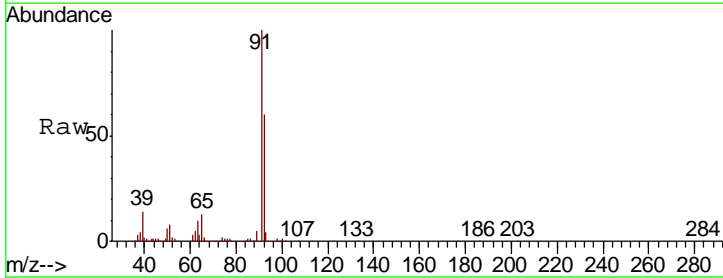
Instrument : MSVOA_F
 ClientSampled : VSTDIC020

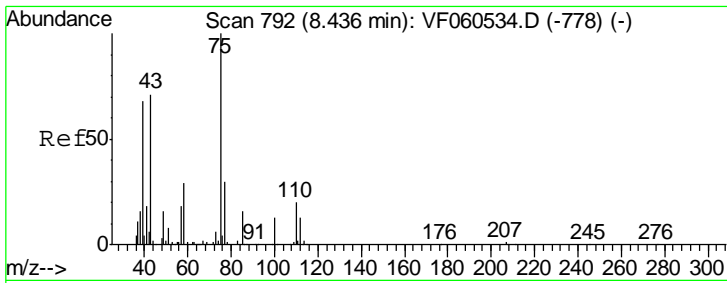
Tgt Ion: 43 Resp: 182477
 Ion Ratio Lower Upper
 43 100
 58 34.5 32.6 49.0



#52
 Toluene
 Concen: 21.156 ug/l
 RT: 7.79 min Scan# 726
 Delta R.T. -0.01 min
 Lab File: VF060533.D
 Acq: 29 Oct 2018 17:24

Tgt Ion: 92 Resp: 167047
 Ion Ratio Lower Upper
 92 100
 91 166.1 134.1 201.1

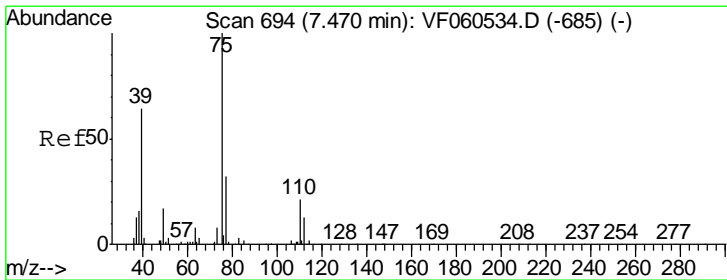
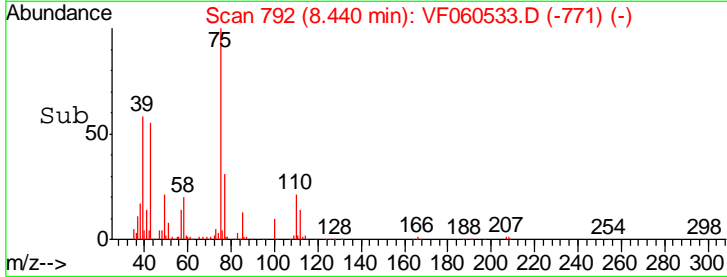
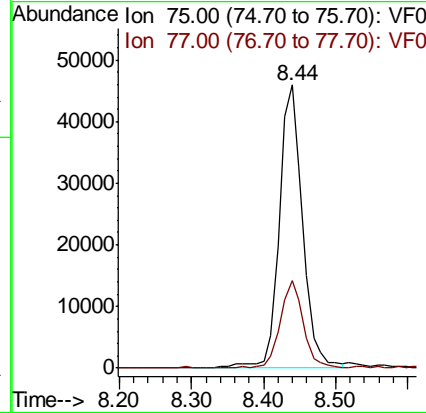
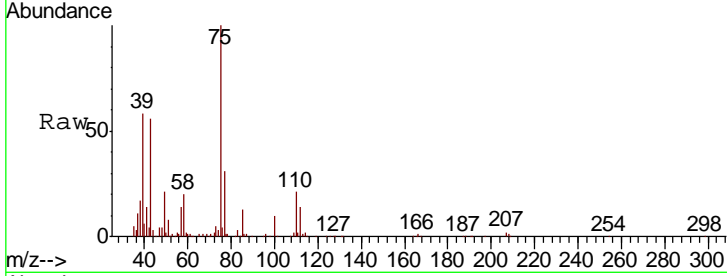




#53
 t-1,3-Dichloropropene
 Concen: 18.002 ug/l
 RT: 8.44 min Scan# 792
 Delta R.T. 0.00 min
 Lab File: VF060533.D
 Acq: 29 Oct 2018 17:24

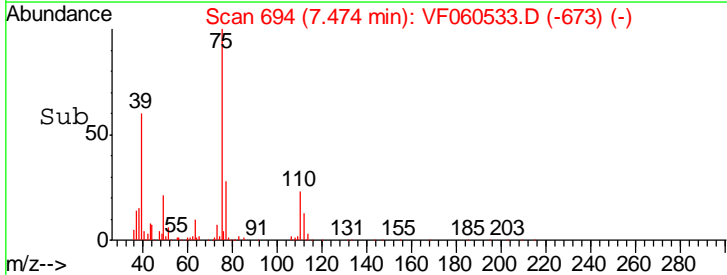
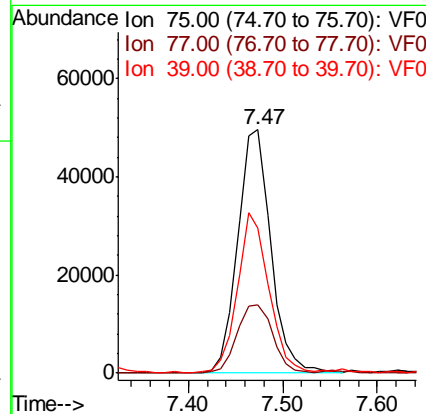
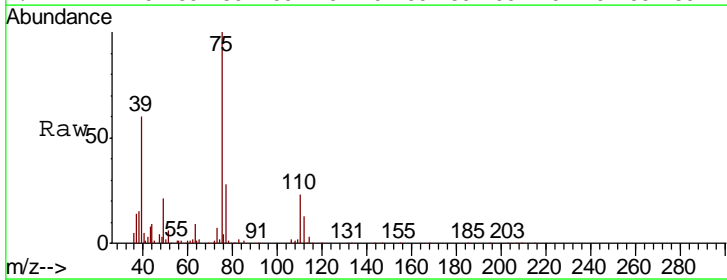
Instrument :
 MSVOA_F
ClientSampled :
 VSTDIC020

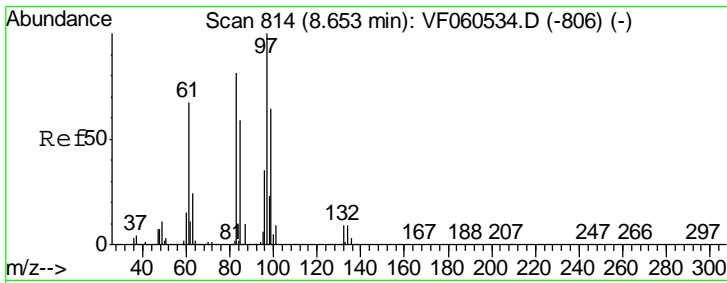
Tgt Ion	Resp	Lower	Upper
75	102725		
77	31.1	24.2	36.4



#54
 cis-1,3-Dichloropropene
 Concen: 19.977 ug/l
 RT: 7.47 min Scan# 694
 Delta R.T. 0.00 min
 Lab File: VF060533.D
 Acq: 29 Oct 2018 17:24

Tgt Ion	Resp	Lower	Upper
75	119351		
77	28.2	25.7	38.5
39	59.6	51.5	77.3

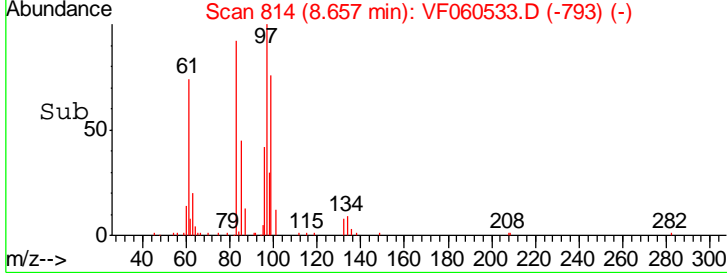
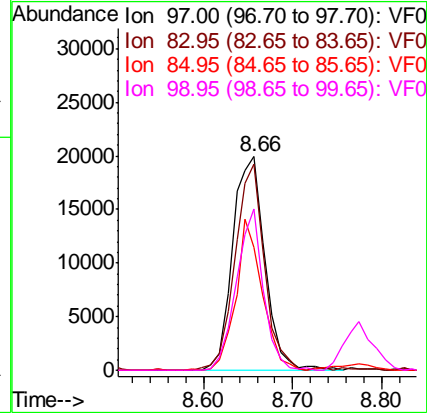
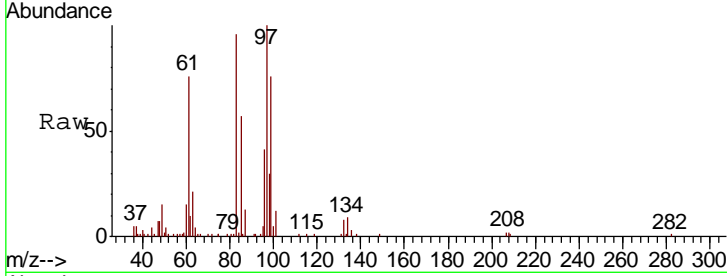




#55
 1,1,2-Trichloroethane
 Concen: 20.562 ug/l
 RT: 8.66 min Scan# 814
 Delta R.T. 0.00 min
 Lab File: VF060533.D
 Acq: 29 Oct 2018 17:24

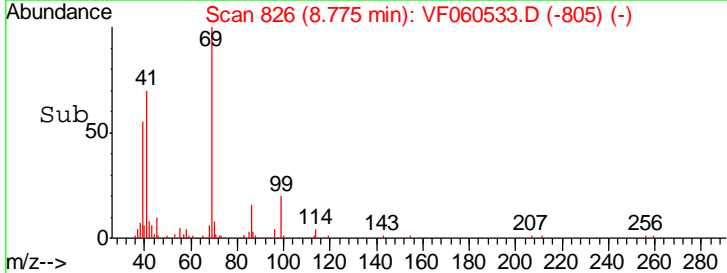
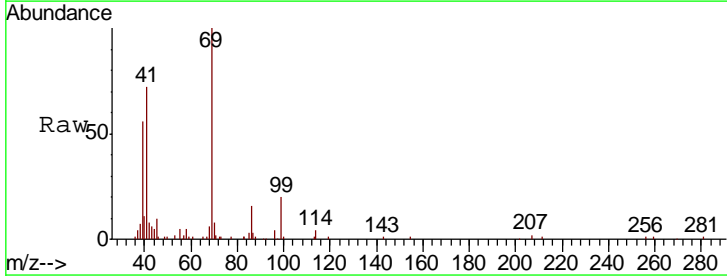
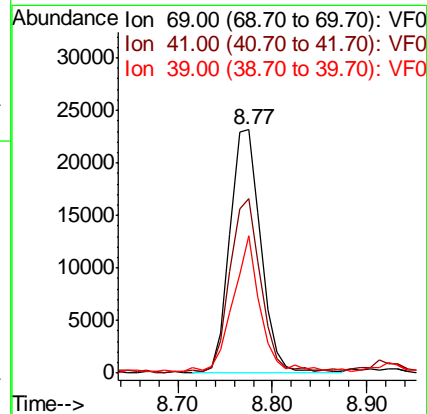
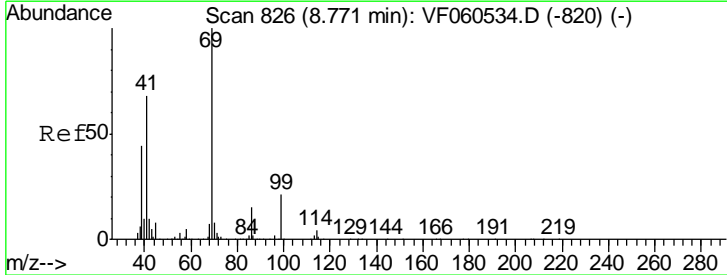
Instrument :
 MSVOA_F
ClientSampleId :
 VSTDIC020

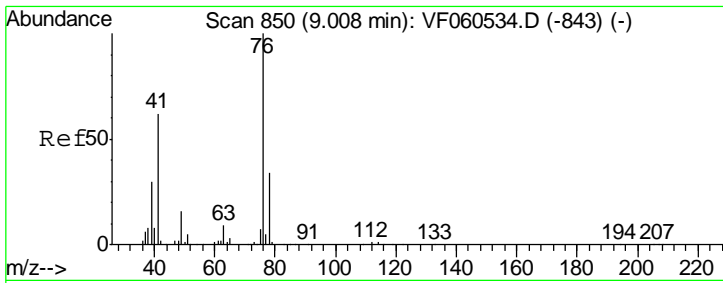
Tgt Ion	Resp	Lower	Upper
97	50452		
83	96.3	65.3	97.9
85	57.4	47.6	71.4
99	75.5	51.5	77.3



#56
 Ethyl methacrylate
 Concen: 19.668 ug/l
 RT: 8.77 min Scan# 826
 Delta R.T. 0.00 min
 Lab File: VF060533.D
 Acq: 29 Oct 2018 17:24

Tgt Ion	Resp	Lower	Upper
69	52727		
41	71.8	55.0	82.6
39	56.4	35.1	52.7#

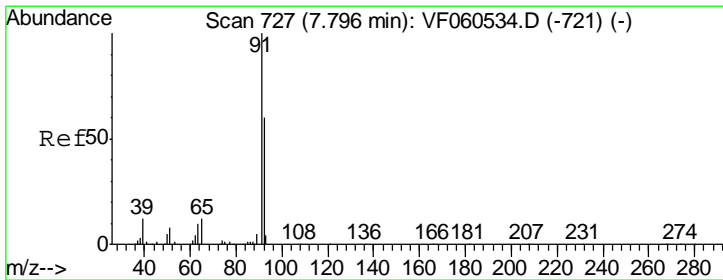
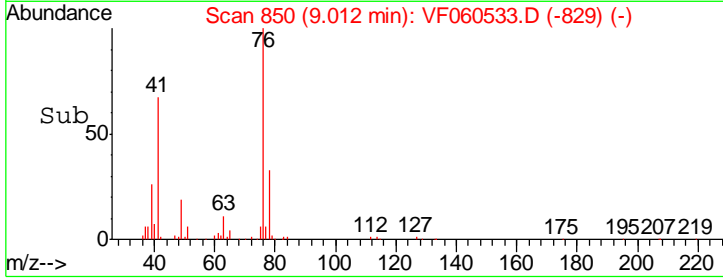
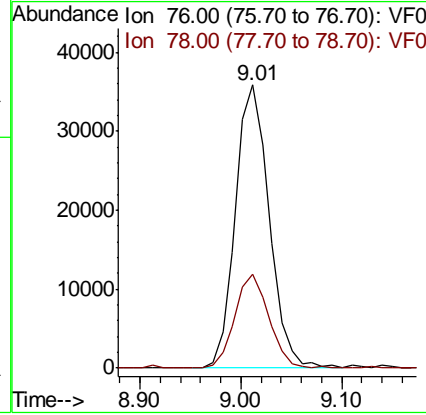
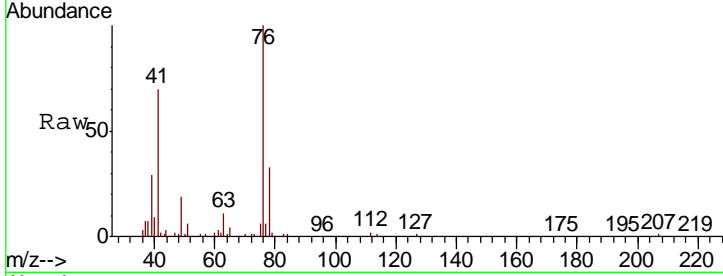




#57
 1,3-Dichloropropane
 Concen: 19.199 ug/l
 RT: 9.01 min Scan# 850
 Delta R.T. 0.00 min
 Lab File: VF060533.D
 Acq: 29 Oct 2018 17:24

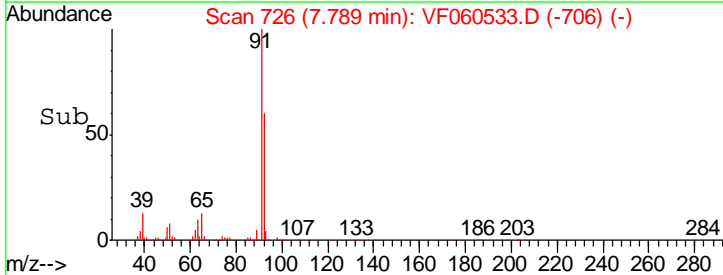
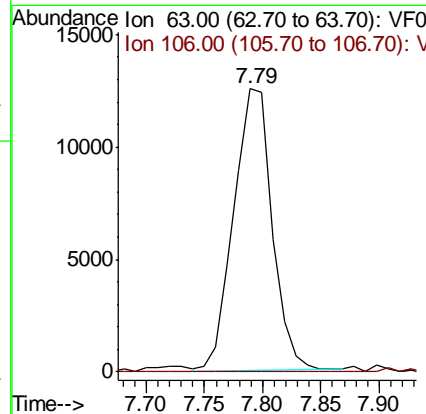
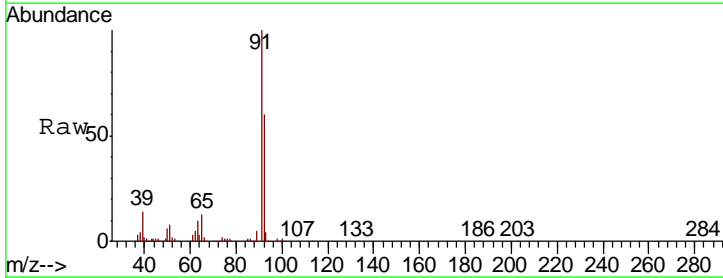
Instrument :
 MSVOA_F
 ClientSampled :
 VSTDIC020

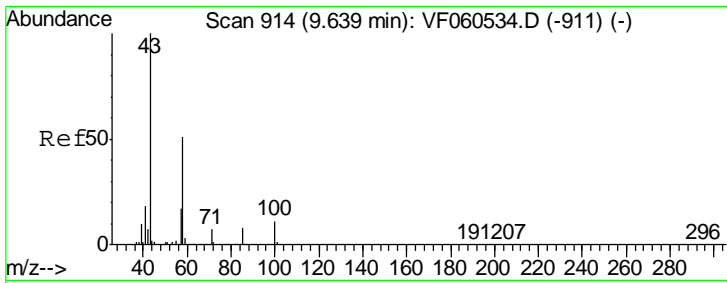
Tgt Ion: 76 Resp: 83383
 Ion Ratio Lower Upper
 76 100
 78 33.3 27.3 40.9



#58
 2-Chloroethyl Vinyl ether
 Concen: 83.152 ug/l
 RT: 7.79 min Scan# 726
 Delta R.T. -0.01 min
 Lab File: VF060533.D
 Acq: 29 Oct 2018 17:24

Tgt Ion: 63 Resp: 28768
 Ion Ratio Lower Upper
 63 100
 106 0.0 0.0 0.0

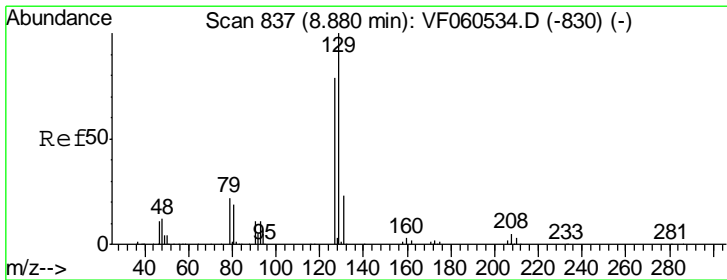
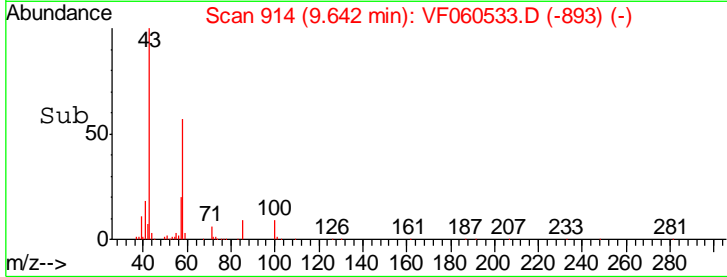
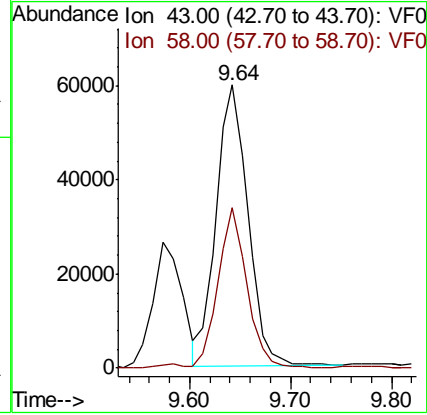
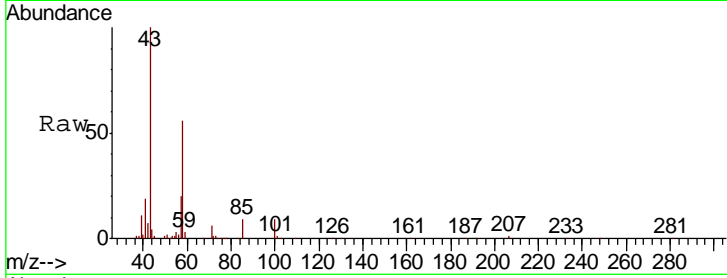




#59
 2-Hexanone
 Concen: 92.468 ug/l
 RT: 9.64 min Scan# 914
 Delta R.T. 0.00 min
 Lab File: VF060533.D
 Acq: 29 Oct 2018 17:24

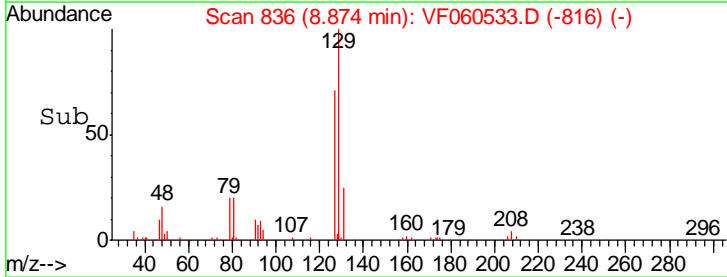
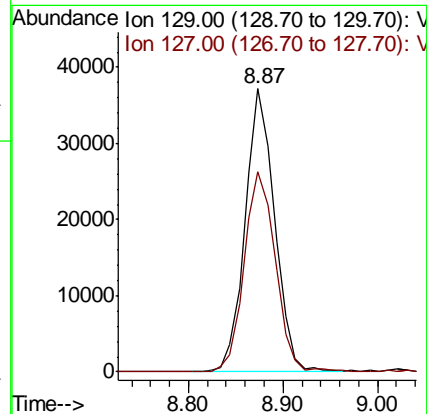
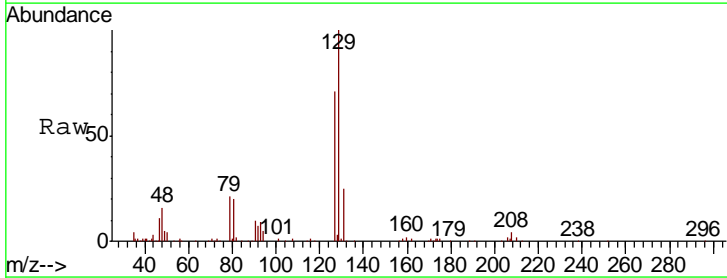
Instrument :
 MSVOA_F
 ClientSampled :
 VSTDIC020

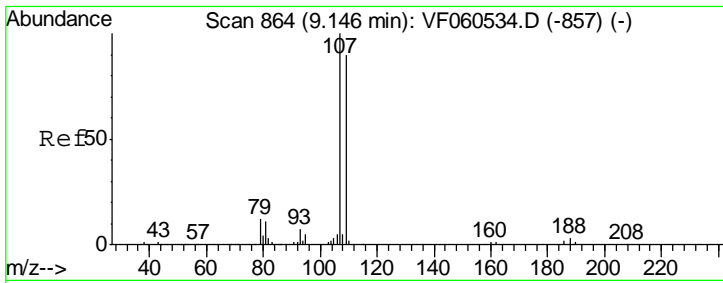
Tgt Ion: 43 Resp: 131479
 Ion Ratio Lower Upper
 43 100
 58 56.5 24.1 72.3



#60
 Dibromochloromethane
 Concen: 17.627 ug/l
 RT: 8.87 min Scan# 836
 Delta R.T. -0.01 min
 Lab File: VF060533.D
 Acq: 29 Oct 2018 17:24

Tgt Ion: 129 Resp: 80328
 Ion Ratio Lower Upper
 129 100
 127 70.6 39.6 119.0

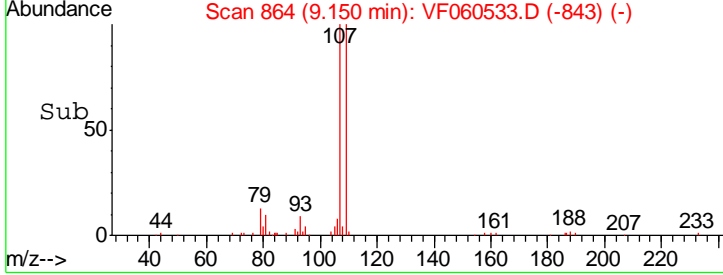
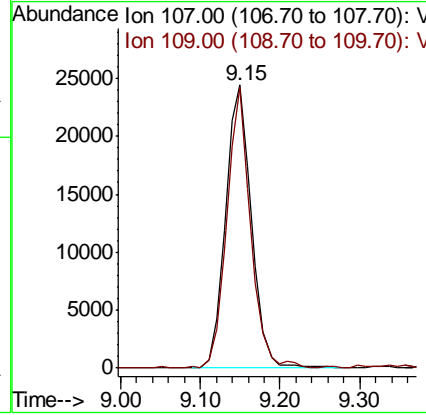
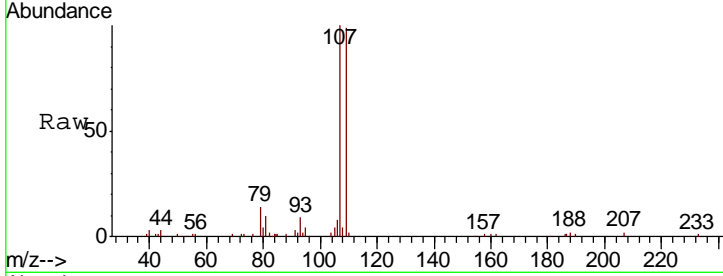




#61
 1,2-Dibromoethane
 Concen: 19.253 ug/l
 RT: 9.15 min Scan# 864
 Delta R.T. 0.00 min
 Lab File: VF060533.D
 Acq: 29 Oct 2018 17:24

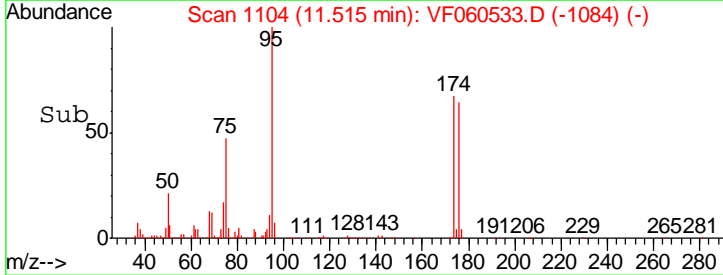
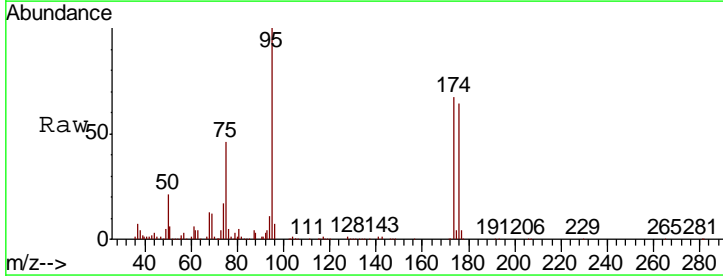
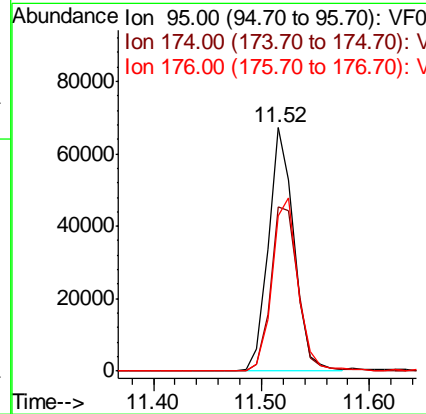
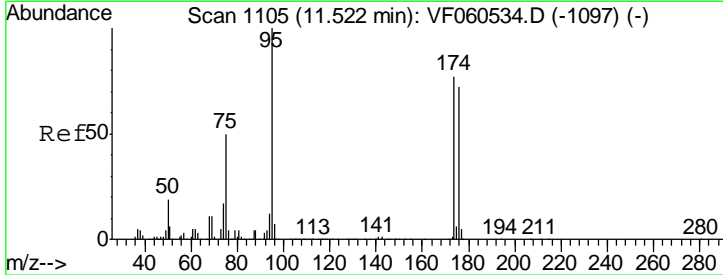
Instrument : MSVOA_F
 ClientSampled : VSTDIC020

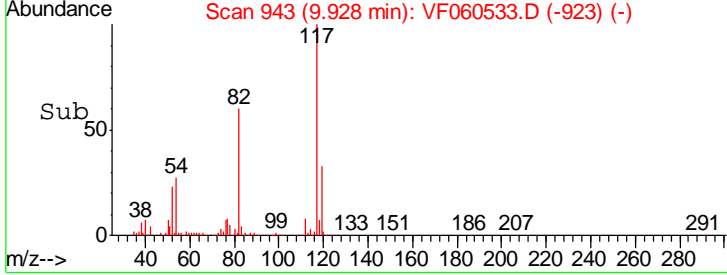
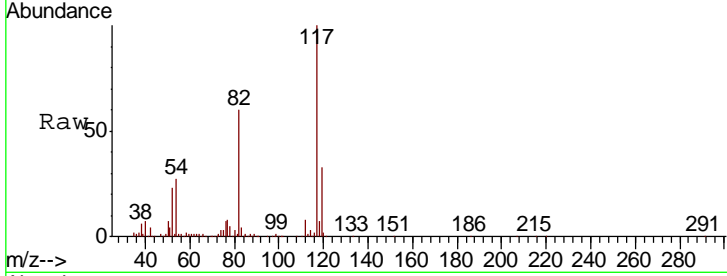
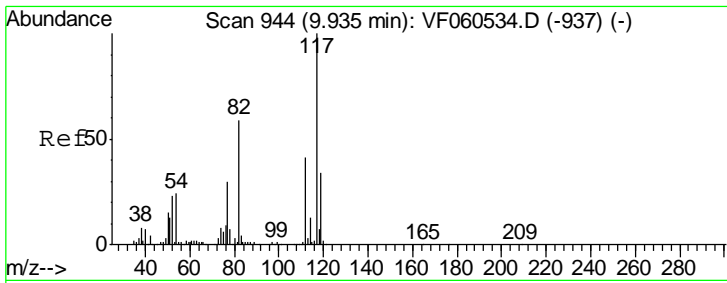
Tgt Ion	Resp	Lower	Upper
107	100		
109	99.4	72.2	108.2



#62
 4-Bromofluorobenzene
 Concen: 17.367 ug/l
 RT: 11.52 min Scan# 1104
 Delta R.T. -0.01 min
 Lab File: VF060533.D
 Acq: 29 Oct 2018 17:24

Tgt Ion	Resp	Lower	Upper
95	100		
174	67.2	0.0	153.8
176	63.6	0.0	143.6

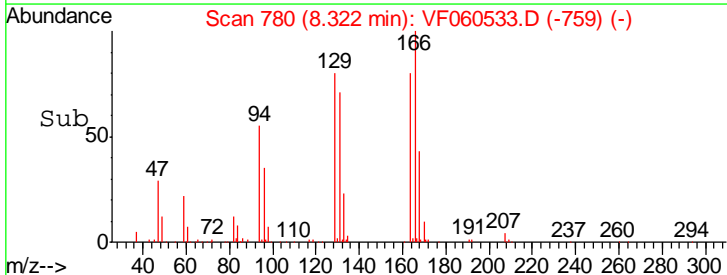
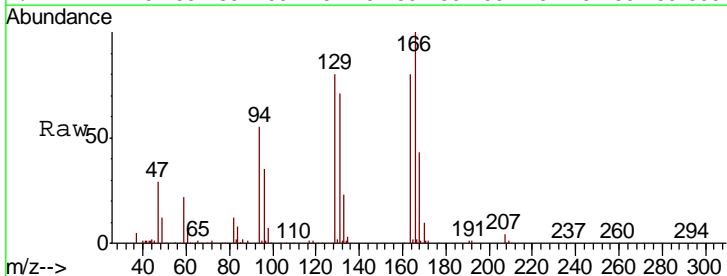
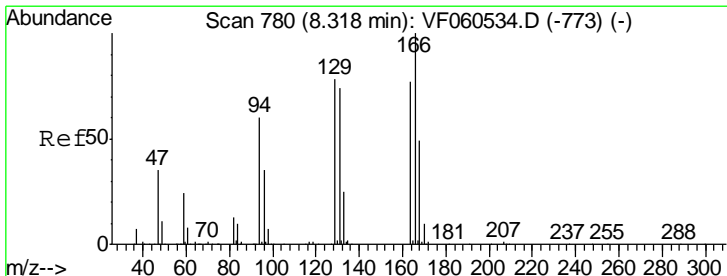
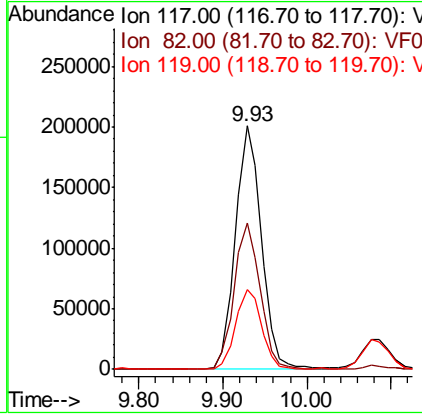




#63
 Chlorobenzene-d5
 Concen: 50.000 ug/l
 RT: 9.93 min Scan# 943
 Delta R.T. -0.01 min
 Lab File: VF060533.D
 Acq: 29 Oct 2018 17:24

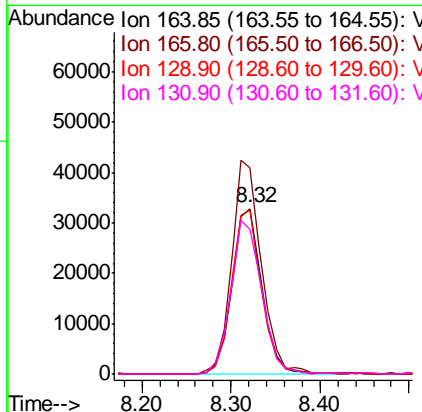
Instrument :
 MSVOA_F
 ClientSampled :
 VSTDIC020

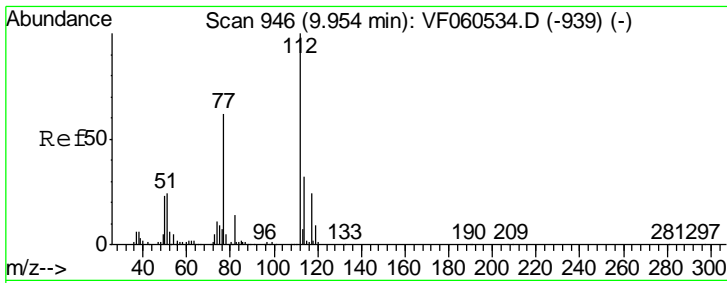
Tgt Ion	Resp	Lower	Upper
117	434350		
82	60.1	47.6	71.4
119	32.7	27.3	40.9



#64
 Tetrachloroethene
 Concen: 20.606 ug/l
 RT: 8.32 min Scan# 780
 Delta R.T. 0.00 min
 Lab File: VF060533.D
 Acq: 29 Oct 2018 17:24

Tgt Ion	Resp	Lower	Upper
164	77092		
166	124.5	103.4	155.2
129	99.3	80.7	121.1
131	87.9	76.3	114.5

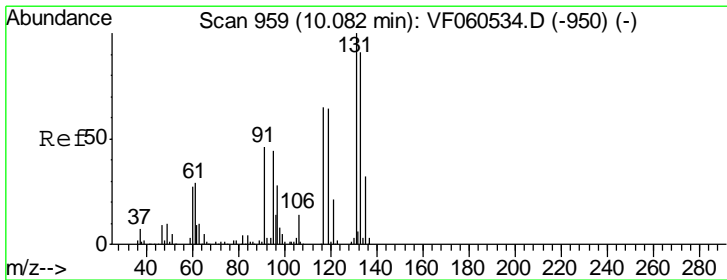
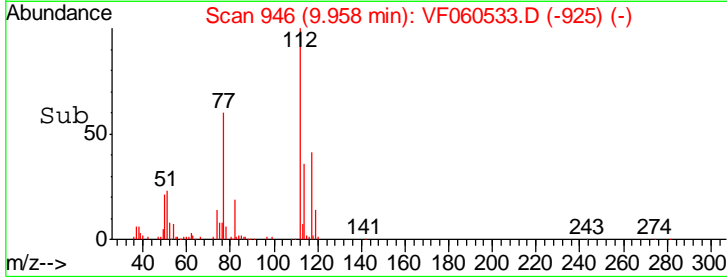
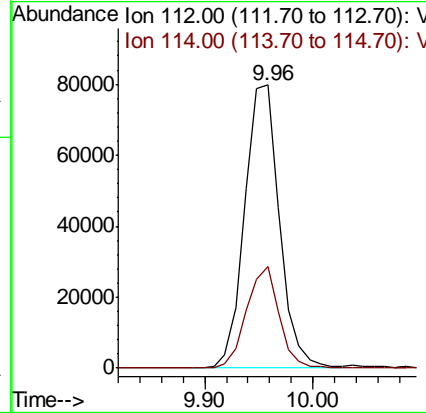
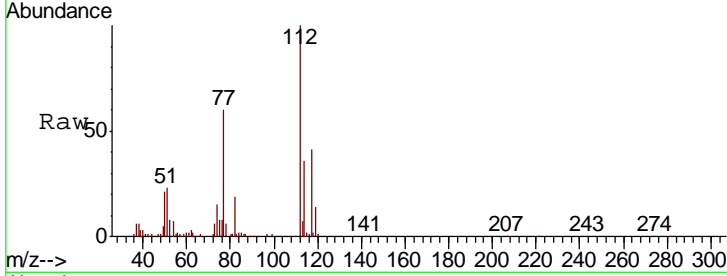




#65
 Chlorobenzene
 Concen: 19.466 ug/l
 RT: 9.96 min Scan# 946
 Delta R.T. 0.00 min
 Lab File: VF060533.D
 Acq: 29 Oct 2018 17:24

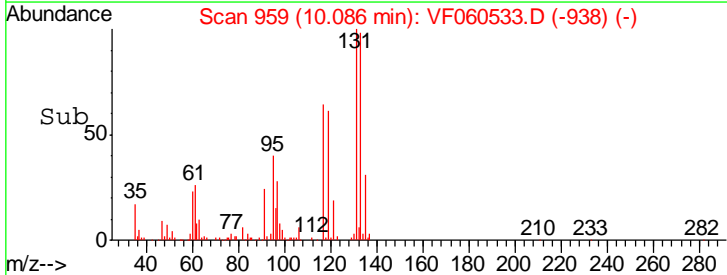
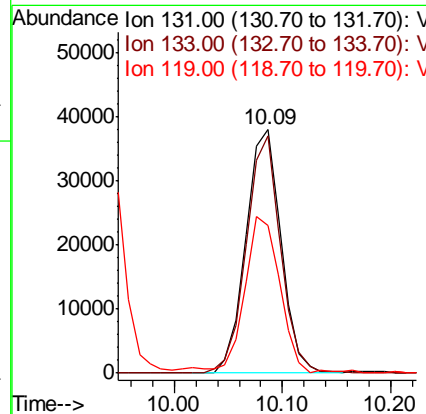
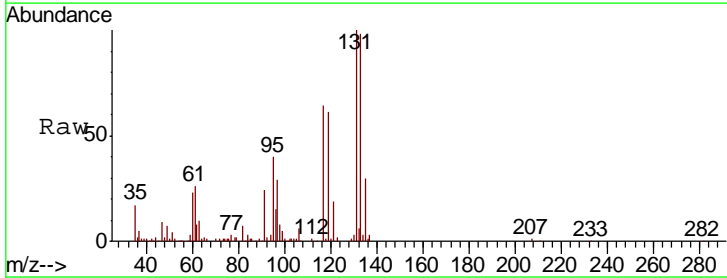
Instrument : MSVOA_F
 ClientSampleID : VSTDIC020

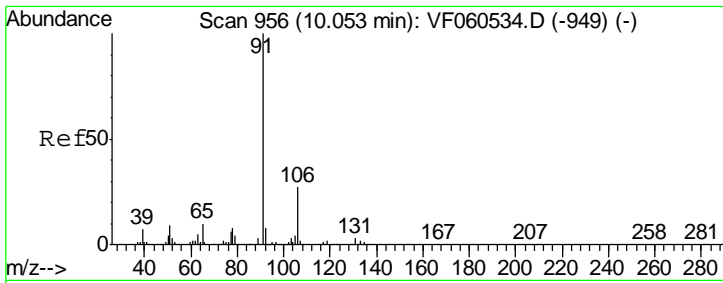
Tgt Ion	Resp	Lower	Upper
112	179400		
114	35.8	25.5	38.3



#66
 1,1,1,2-Tetrachloroethane
 Concen: 18.724 ug/l
 RT: 10.09 min Scan# 959
 Delta R.T. 0.00 min
 Lab File: VF060533.D
 Acq: 29 Oct 2018 17:24

Tgt Ion	Resp	Lower	Upper
131	86188		
133	97.5	45.8	137.3
119	60.7	32.4	97.0

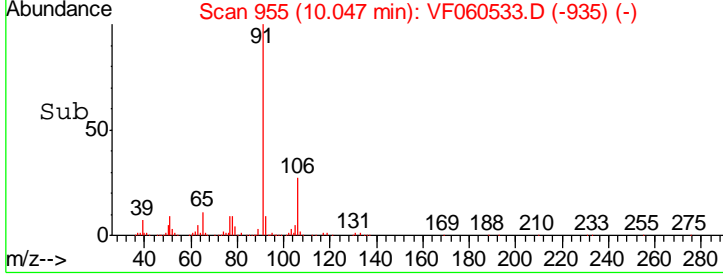
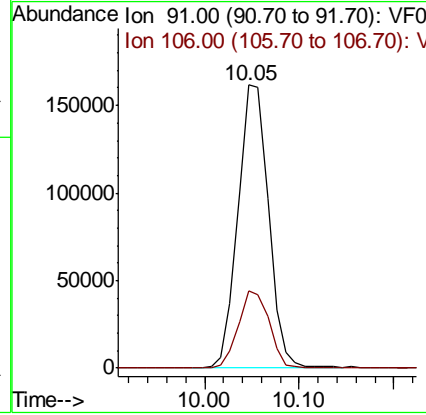
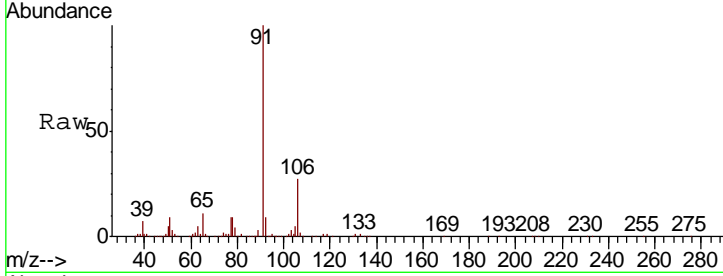




#67
 Ethyl Benzene
 Concen: 19.579 ug/l
 RT: 10.05 min Scan# 955
 Delta R.T. -0.01 min
 Lab File: VF060533.D
 Acq: 29 Oct 2018 17:24

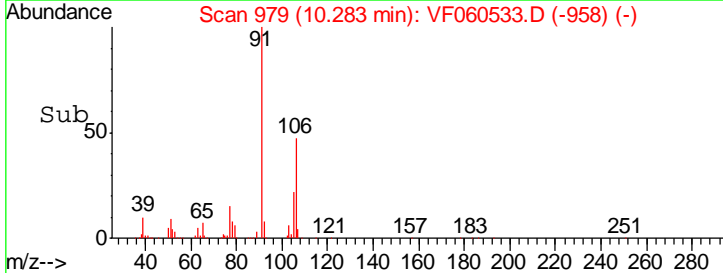
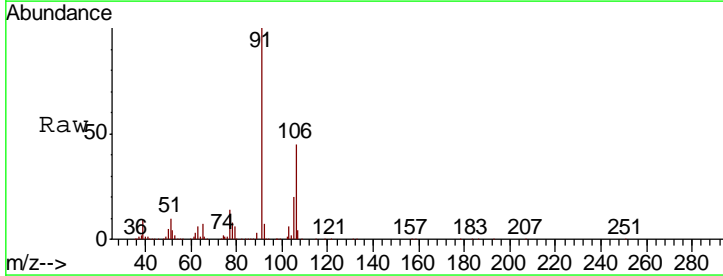
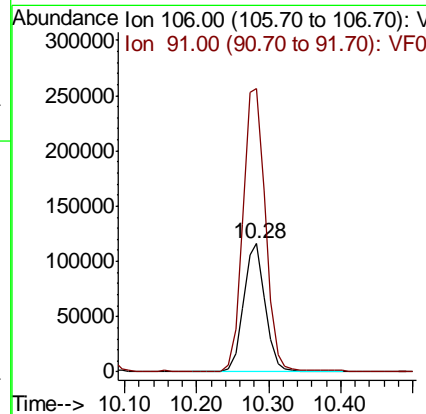
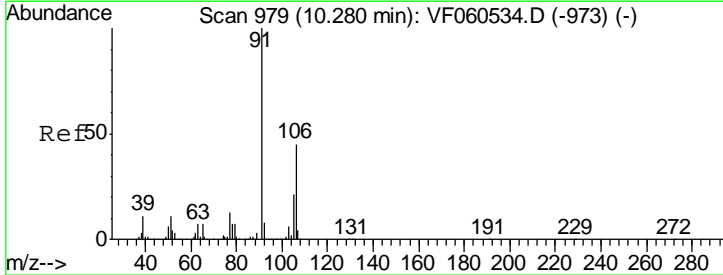
Instrument : MSVOA_F
 ClientSampled : VSTDIC020

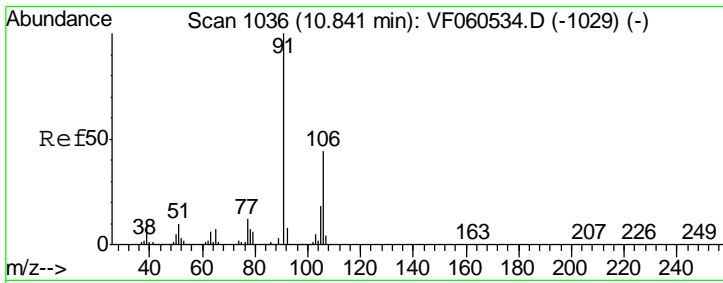
Tgt Ion: 91 Resp: 362972
 Ion Ratio Lower Upper
 91 100
 106 27.4 21.9 32.9



#68
 m/p-Xylenes
 Concen: 41.370 ug/l
 RT: 10.28 min Scan# 979
 Delta R.T. 0.00 min
 Lab File: VF060533.D
 Acq: 29 Oct 2018 17:24

Tgt Ion: 106 Resp: 242812
 Ion Ratio Lower Upper
 106 100
 91 220.7 176.2 264.2

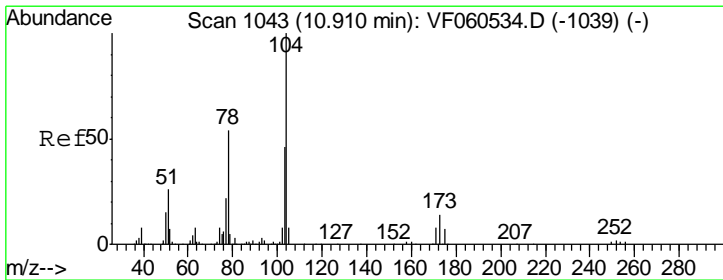
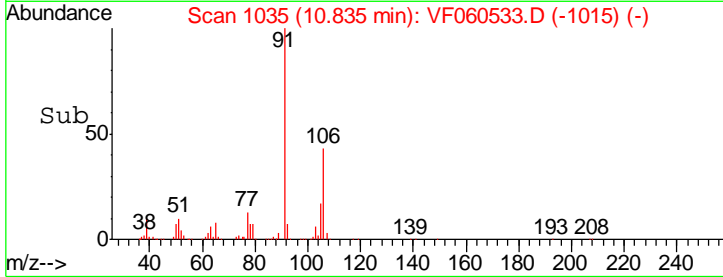
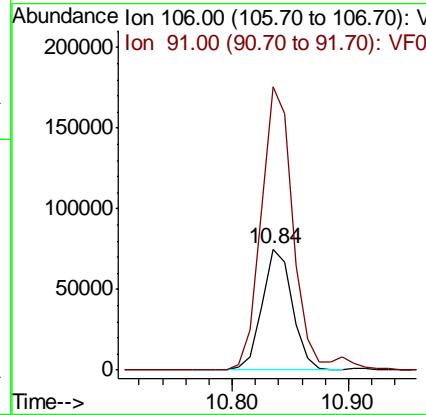
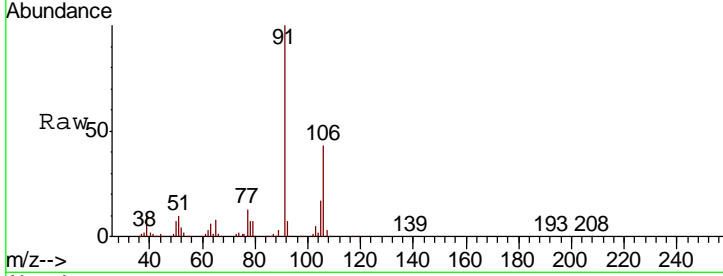




#69
 o-Xylene
 Concen: 20.332 ug/l
 RT: 10.84 min Scan# 1035
 Delta R.T. -0.01 min
 Lab File: VF060533.D
 Acq: 29 Oct 2018 17:24

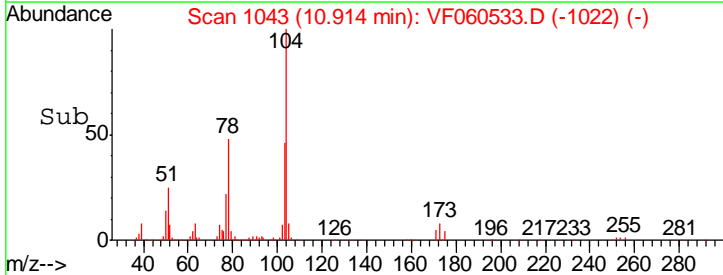
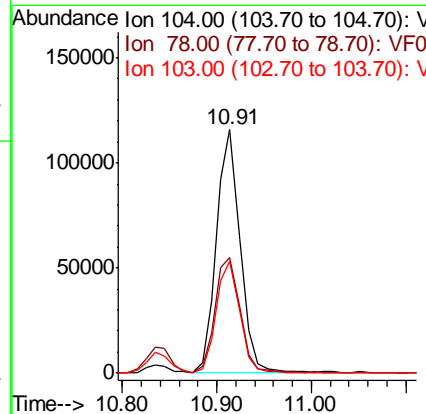
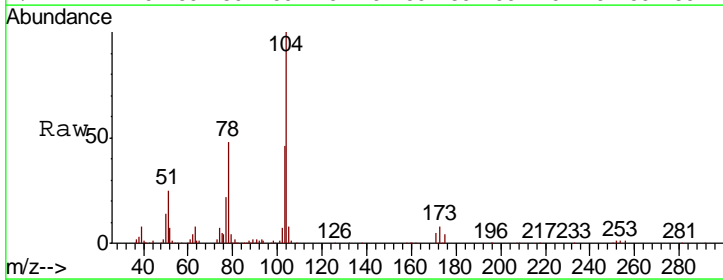
Instrument :
 MSVOA_F
 ClientSampled :
 VSTDIC020

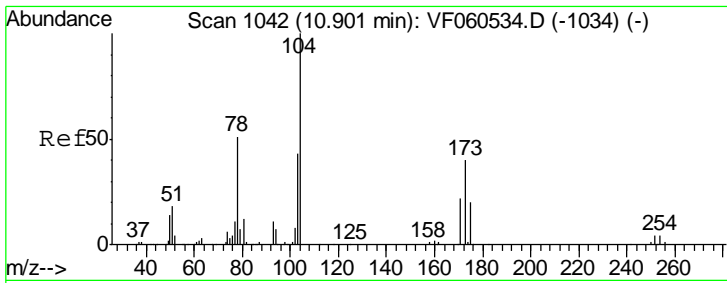
Tgt Ion:106 Resp: 135212
 Ion Ratio Lower Upper
 106 100
 91 233.4 112.9 338.8



#70
 Styrene
 Concen: 21.707 ug/l
 RT: 10.91 min Scan# 1043
 Delta R.T. 0.00 min
 Lab File: VF060533.D
 Acq: 29 Oct 2018 17:24

Tgt Ion:104 Resp: 201853
 Ion Ratio Lower Upper
 104 100
 78 47.7 43.4 65.2
 103 46.1 36.9 55.3

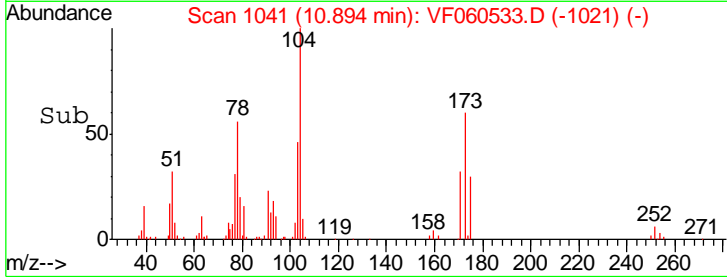
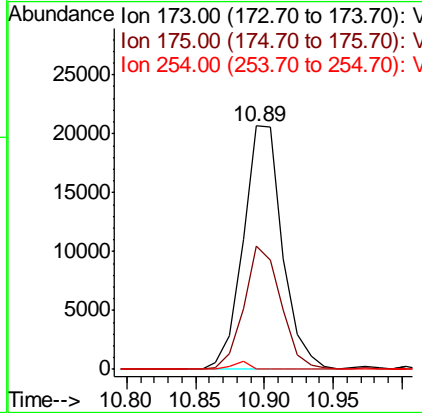
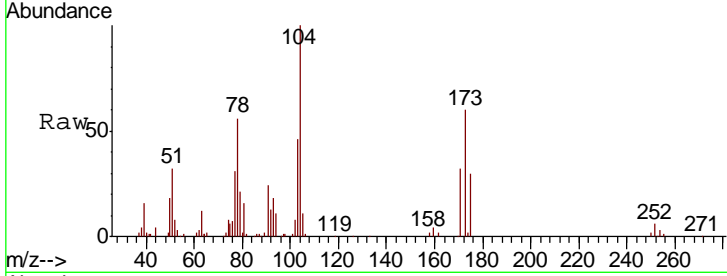




#71
 Bromoform
 Concen: 16.571 ug/l
 RT: 10.89 min Scan# 1041
 Delta R.T. -0.01 min
 Lab File: VF060533.D
 Acq: 29 Oct 2018 17:24

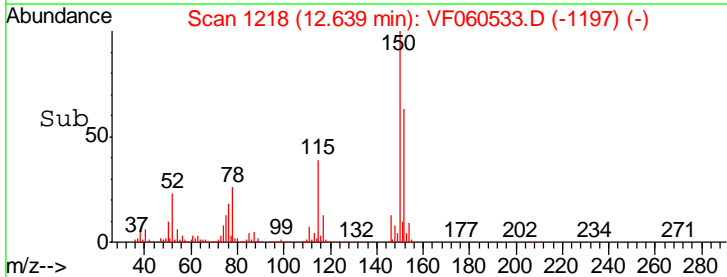
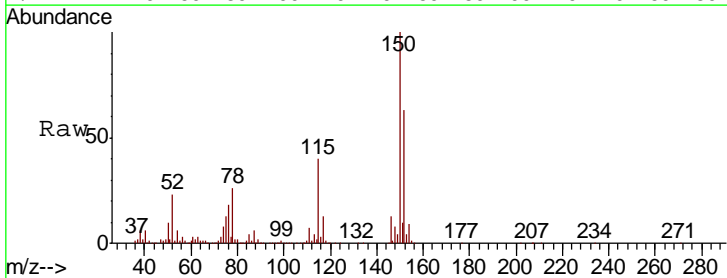
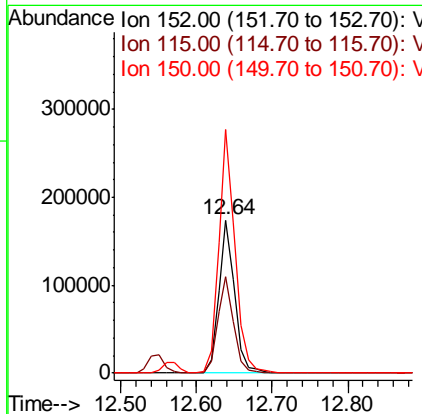
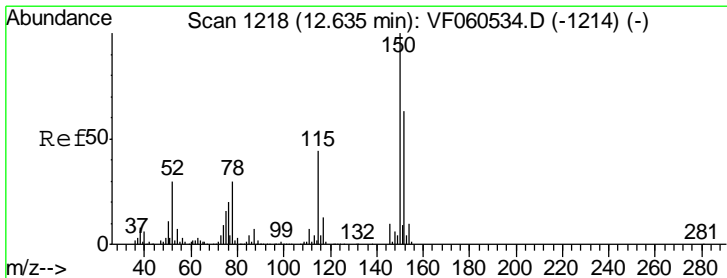
Instrument :
 MSVOA_F
 ClientSampled :
 VSTDIC020

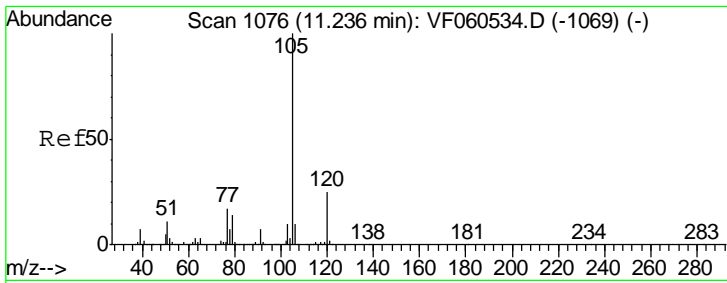
Tgt Ion	Resp	Lower	Upper
173	41087		
173	100		
175	50.7	25.7	77.0
254	0.0	7.8	11.6#



#72
 1,4-Dichlorobenzene-d4
 Concen: 50.000 ug/l
 RT: 12.64 min Scan# 1218
 Delta R.T. 0.00 min
 Lab File: VF060533.D
 Acq: 29 Oct 2018 17:24

Tgt Ion	Resp	Lower	Upper
152	256282		
152	100		
115	62.8	34.7	104.1
150	158.9	0.0	318.4

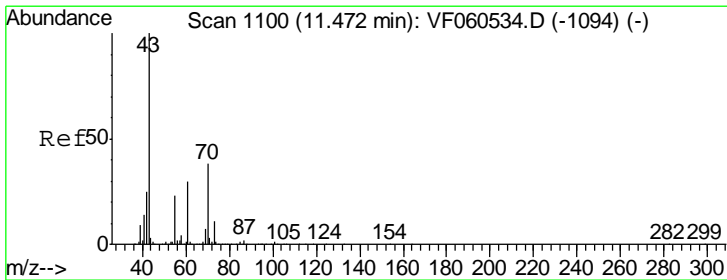
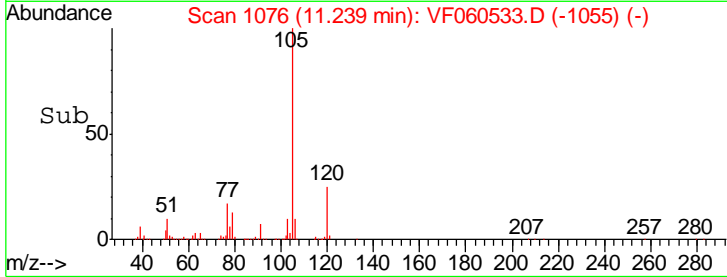
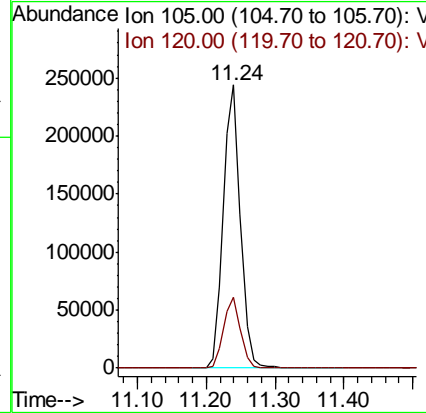
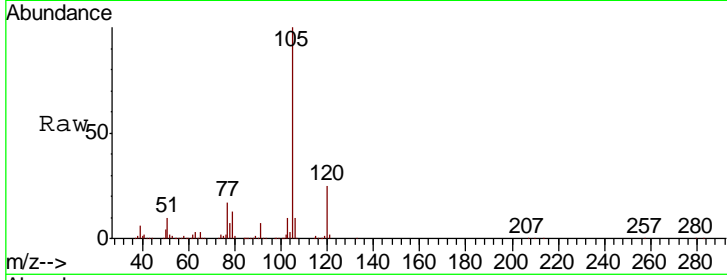




#73
 Isopropylbenzene
 Concen: 20.631 ug/l
 RT: 11.24 min Scan# 1076
 Delta R.T. 0.00 min
 Lab File: VF060533.D
 Acq: 29 Oct 2018 17:24

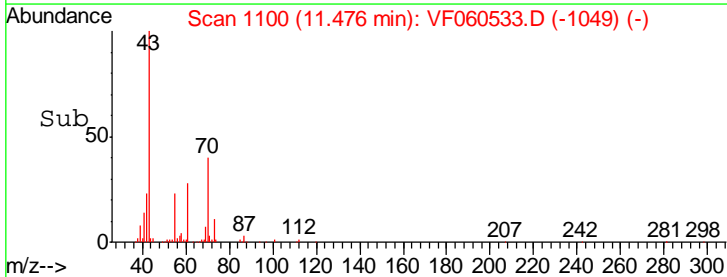
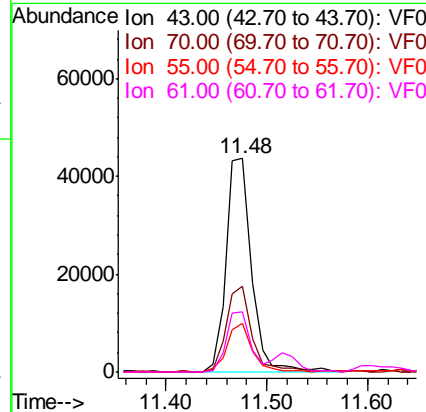
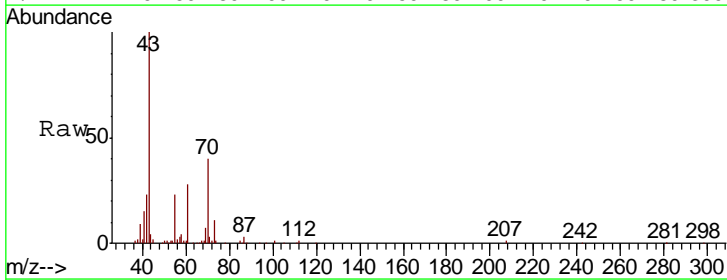
Instrument :
 MSVOA_F
 ClientSampleId :
 VSTDIC020

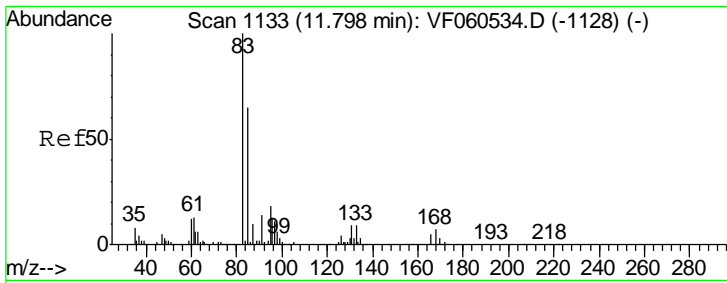
Tgt Ion: 105 Resp: 419867
 Ion Ratio Lower Upper
 105 100
 120 25.0 12.3 36.8



#74
 N-nyl acetate
 Concen: 20.816 ug/l
 RT: 11.48 min Scan# 1100
 Delta R.T. 0.00 min
 Lab File: VF060533.D
 Acq: 29 Oct 2018 17:24

Tgt Ion: 43 Resp: 76916
 Ion Ratio Lower Upper
 43 100
 70 40.1 30.8 46.2
 55 22.8 18.2 27.4
 61 28.4 23.8 35.8

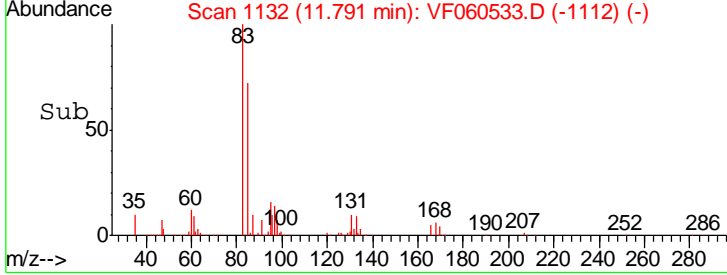
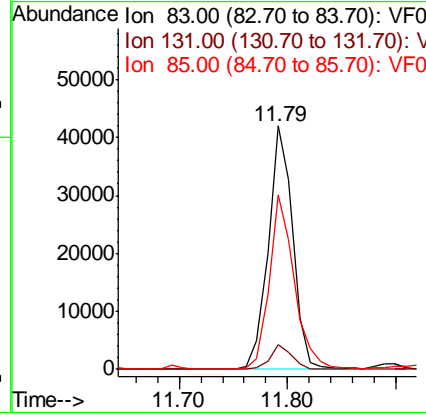
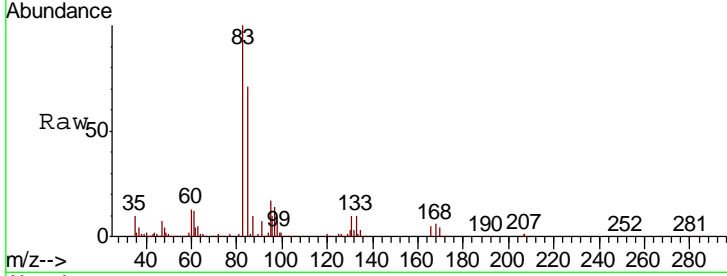




#75
 1,1,2,2-Tetrachloroethane
 Concen: 21.771 ug/l
 RT: 11.79 min Scan# 1132
 Delta R.T. -0.01 min
 Lab File: VF060533.D
 Acq: 29 Oct 2018 17:24

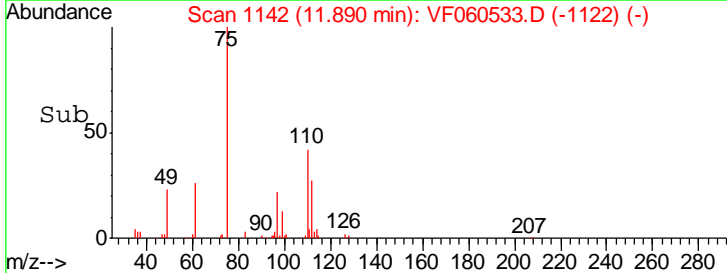
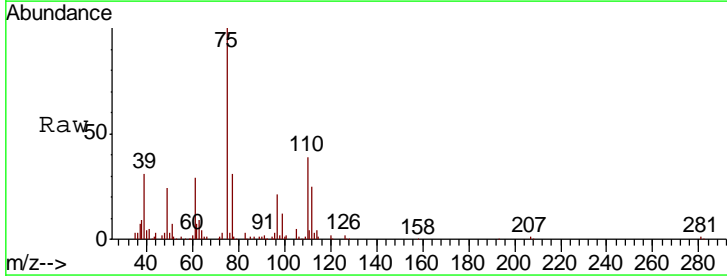
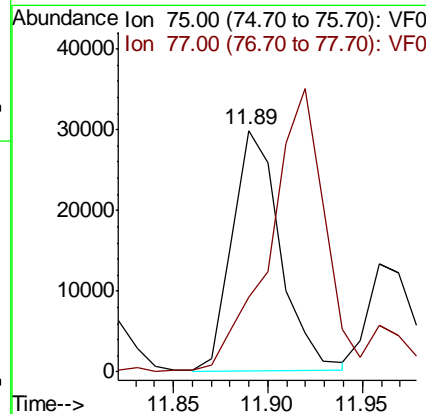
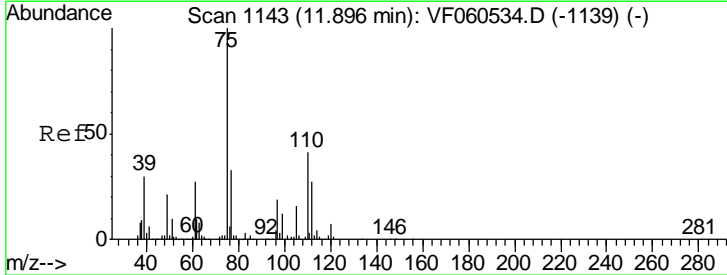
Instrument : MSVOA_F
 ClientSampled : VSTDIC020

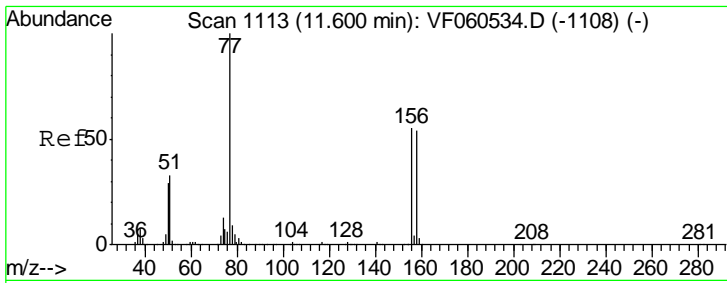
Tgt Ion	Resp	Lower	Upper
83	100		
131	10.0	4.7	14.0
85	71.5	32.4	97.0



#76
 1,2,3-Trichloropropane
 Concen: 20.459 ug/l
 RT: 11.89 min Scan# 1142
 Delta R.T. -0.01 min
 Lab File: VF060533.D
 Acq: 29 Oct 2018 17:24

Tgt Ion	Resp	Lower	Upper
75	100		
77	30.8	16.7	50.1

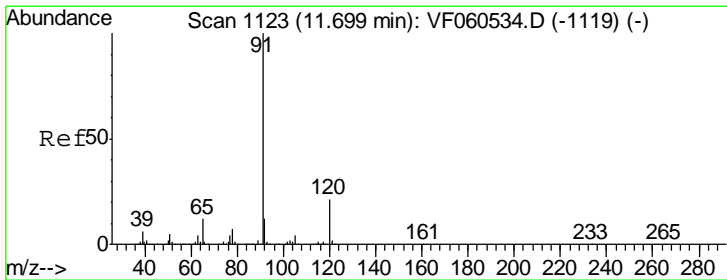
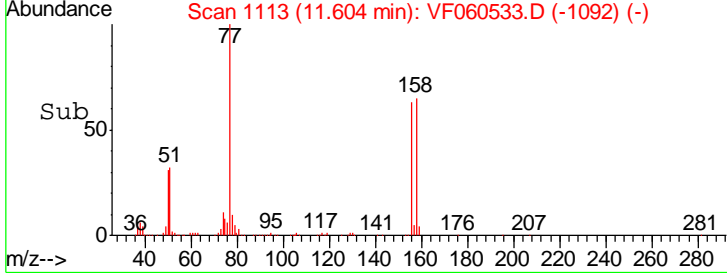
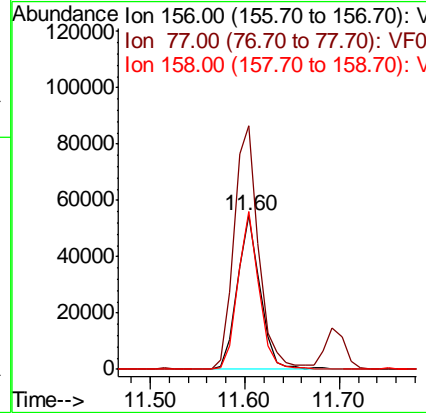
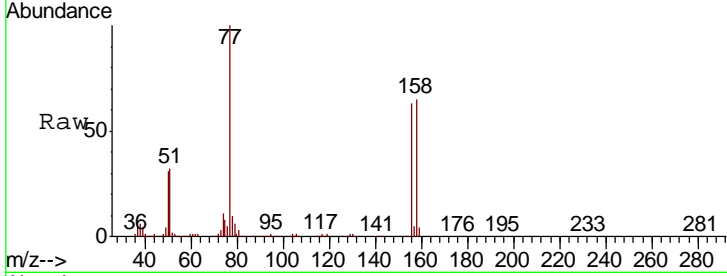




#77
 Bromobenzene
 Concen: 21.345 ug/l
 RT: 11.60 min Scan# 1113
 Delta R.T. 0.00 min
 Lab File: VF060533.D
 Acq: 29 Oct 2018 17:24

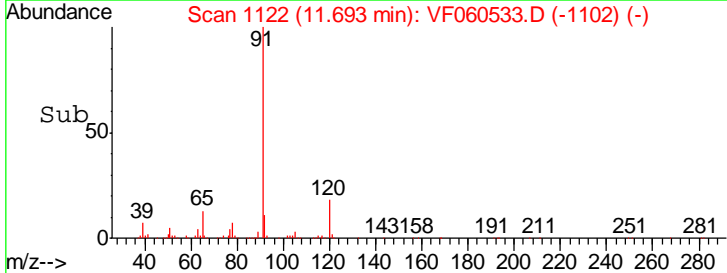
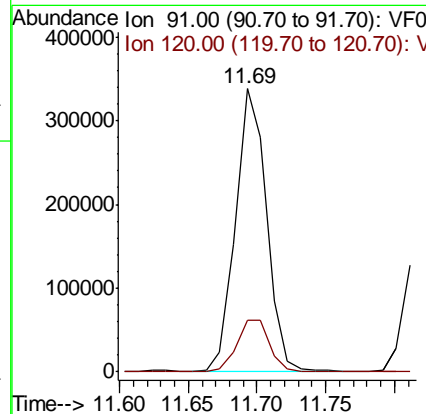
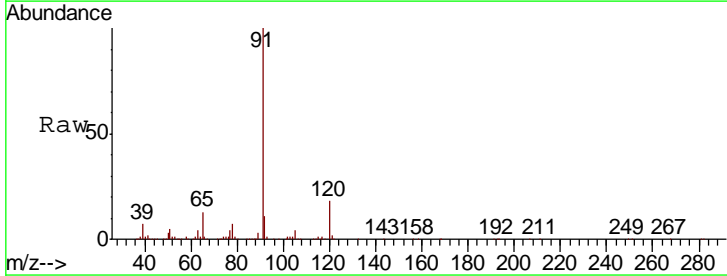
Instrument : MSVOA_F
 ClientSampleID : VSTDIC020

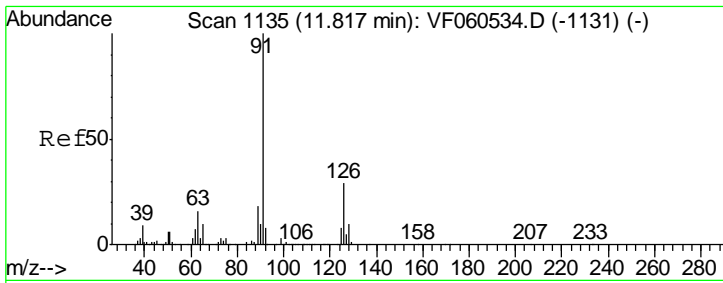
Tgt Ion	Resp	Lower	Upper
156	91381		
77	158.3	91.3	274.1
158	102.9	49.3	147.9



#78
 n-propylbenzene
 Concen: 22.429 ug/l
 RT: 11.69 min Scan# 1122
 Delta R.T. -0.01 min
 Lab File: VF060533.D
 Acq: 29 Oct 2018 17:24

Tgt Ion	Resp	Lower	Upper
91	532280		
120	18.4	10.7	32.1

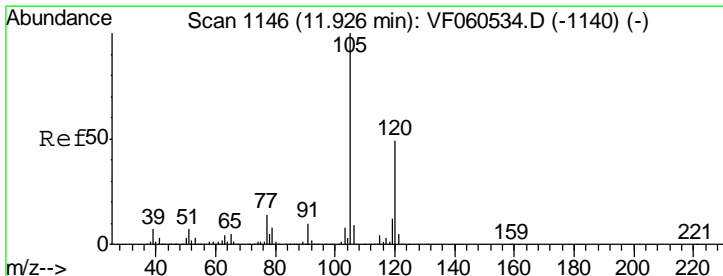
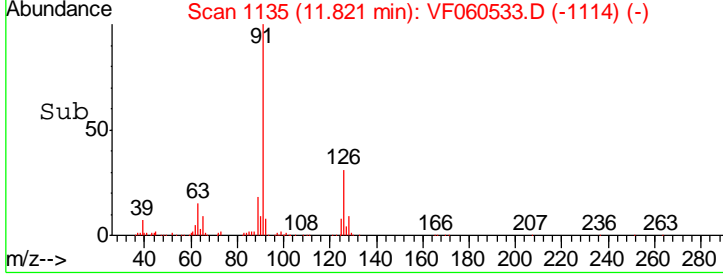
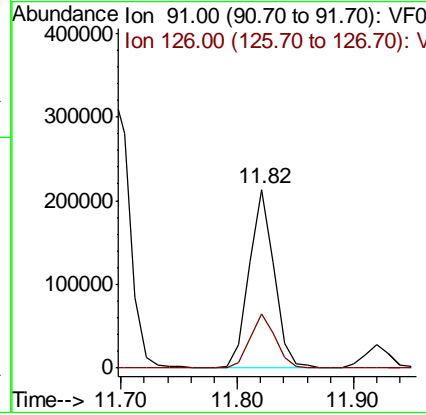
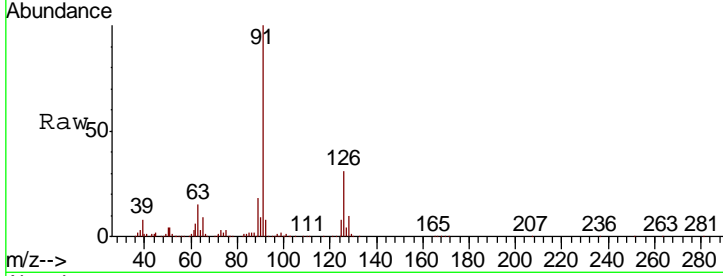




#79
 2-Chlorotoluene
 Concen: 21.868 ug/l
 RT: 11.82 min Scan# 1135
 Delta R.T. 0.00 min
 Lab File: VF060533.D
 Acq: 29 Oct 2018 17:24

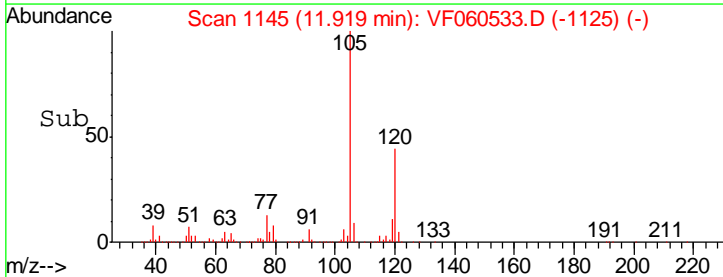
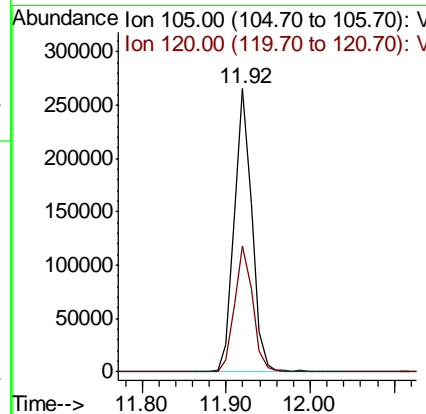
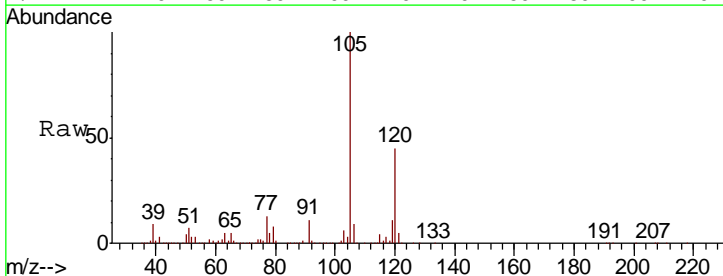
Instrument : MSVOA_F
 ClientSampled : VSTDIC020

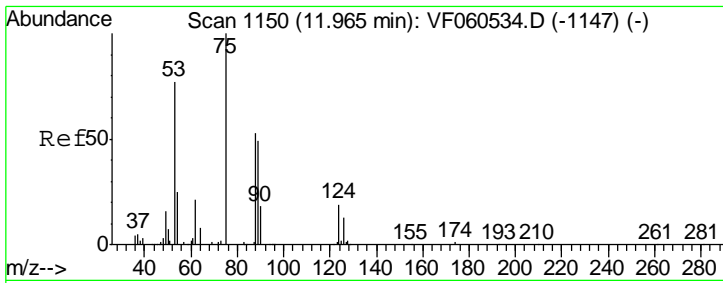
Tgt Ion	Resp	Lower	Upper
91	100		
126	30.6	14.2	42.8



#80
 1,3,5-Trimethylbenzene
 Concen: 21.679 ug/l
 RT: 11.92 min Scan# 1145
 Delta R.T. -0.01 min
 Lab File: VF060533.D
 Acq: 29 Oct 2018 17:24

Tgt Ion	Resp	Lower	Upper
105	100		
120	44.7	24.3	73.0

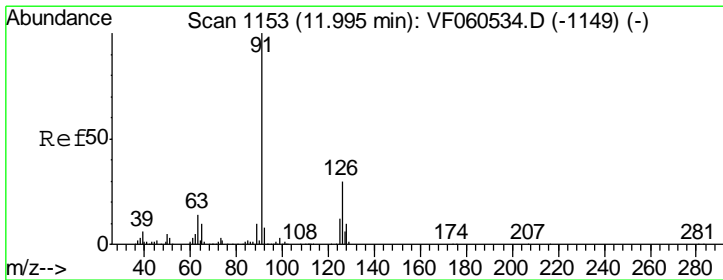
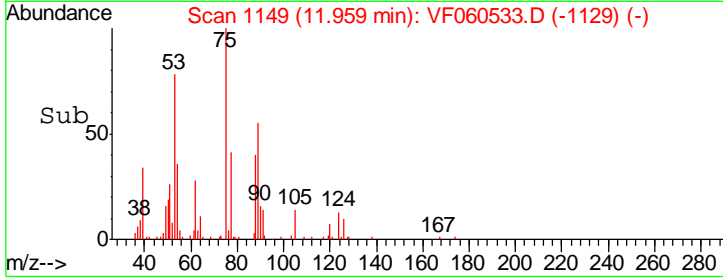
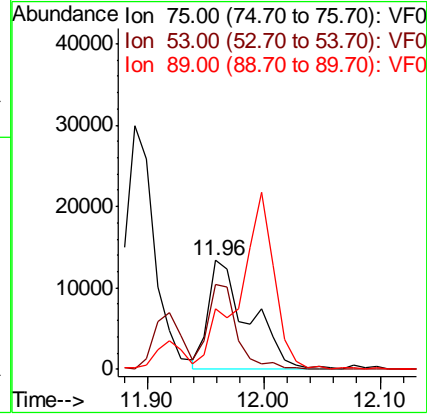
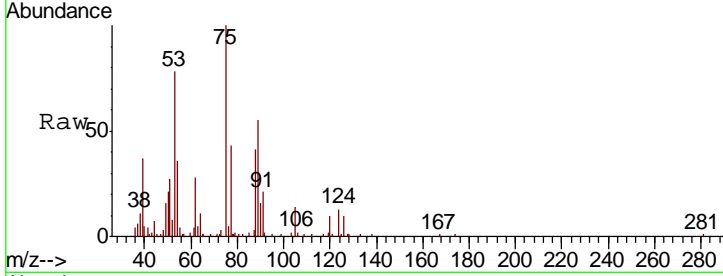




#81
 trans-1,4-Dichloro-2-butene
 Concen: 30.189 ug/l
 RT: 11.96 min Scan# 1149
 Delta R.T. -0.01 min
 Lab File: VF060533.D
 Acq: 29 Oct 2018 17:24

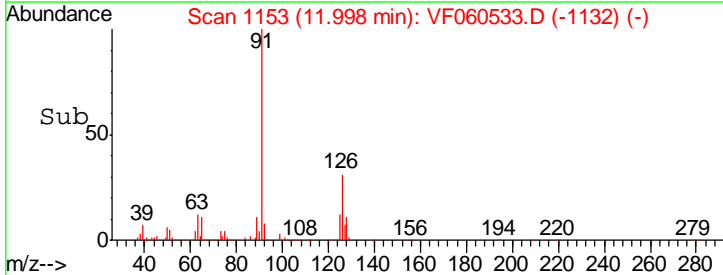
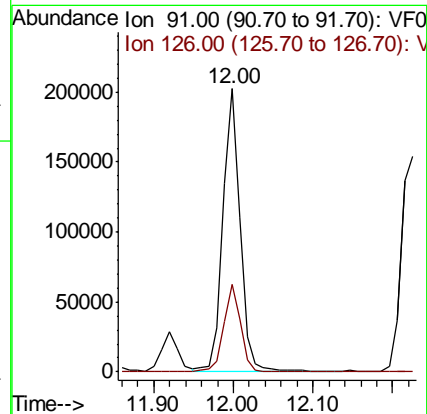
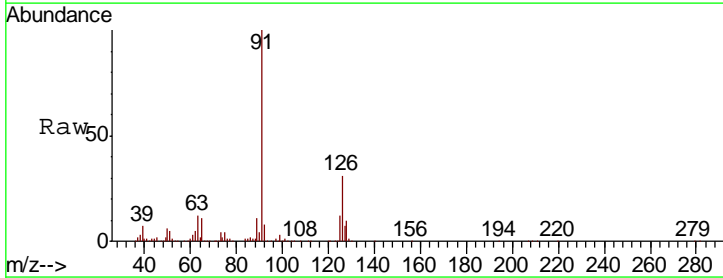
Instrument : MSVOA_F
 ClientSampleID : VSTDIC020

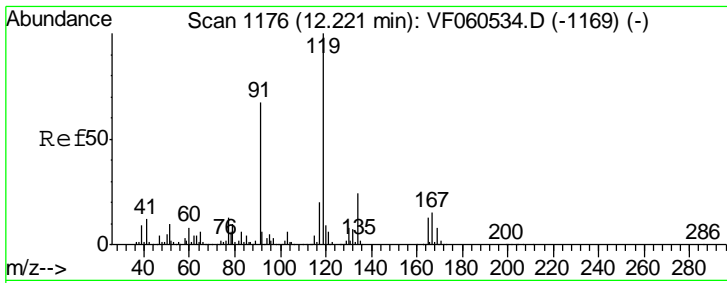
Tgt Ion	Resp	Lower	Upper
75	32532		
53	77.9	65.8	98.6
89	55.1	44.0	66.0



#82
 4-Chlorotoluene
 Concen: 20.274 ug/l
 RT: 12.00 min Scan# 1153
 Delta R.T. 0.00 min
 Lab File: VF060533.D
 Acq: 29 Oct 2018 17:24

Tgt Ion	Resp	Lower	Upper
91	308615		
126	30.9	15.1	45.3

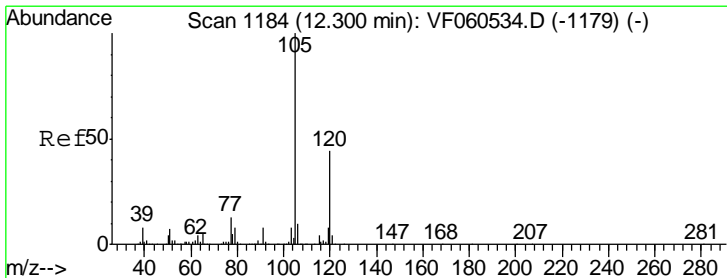
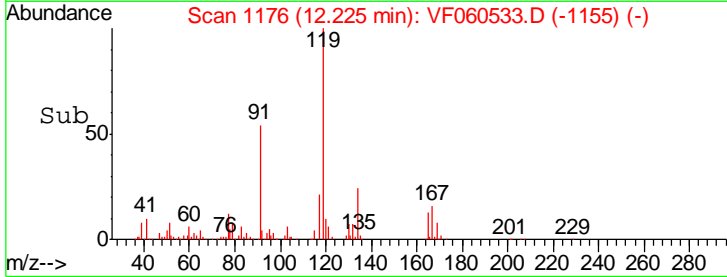
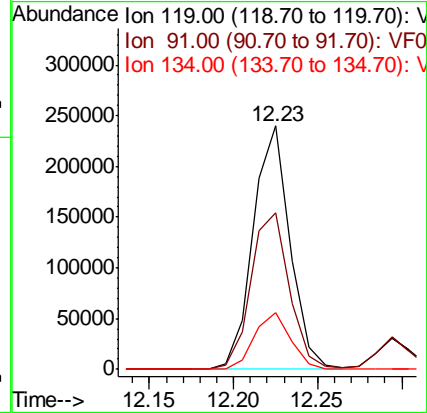
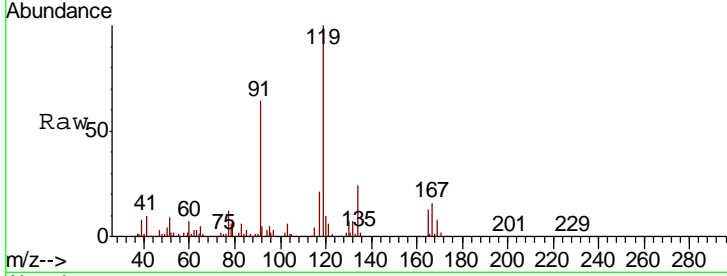




#83
 tert-Butylbenzene
 Concen: 20.548 ug/l
 RT: 12.23 min Scan# 1176
 Delta R.T. 0.00 min
 Lab File: VF060533.D
 Acq: 29 Oct 2018 17:24

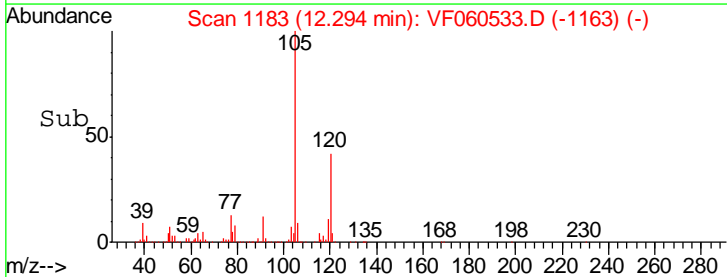
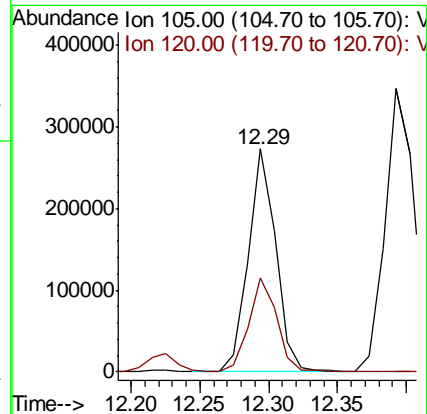
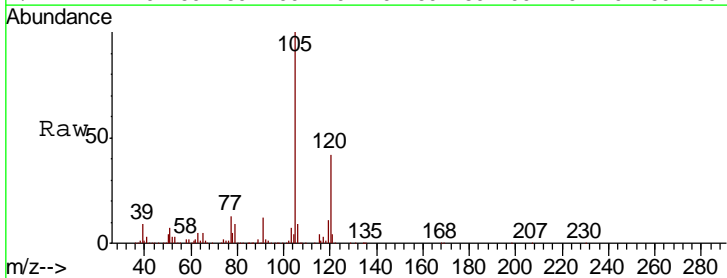
Instrument :
 MSVOA_F
 ClientSampleID :
 VSTDIC020

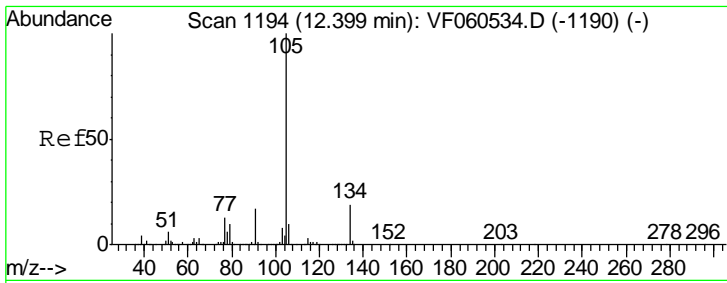
Tgt Ion	Resp	Lower	Upper
119	364798		
91	64.3	33.6	100.8
134	23.5	12.0	36.0



#84
 1,2,4-Trimethylbenzene
 Concen: 21.639 ug/l
 RT: 12.29 min Scan# 1183
 Delta R.T. -0.01 min
 Lab File: VF060533.D
 Acq: 29 Oct 2018 17:24

Tgt Ion	Resp	Lower	Upper
105	381586		
120	42.4	22.0	66.0

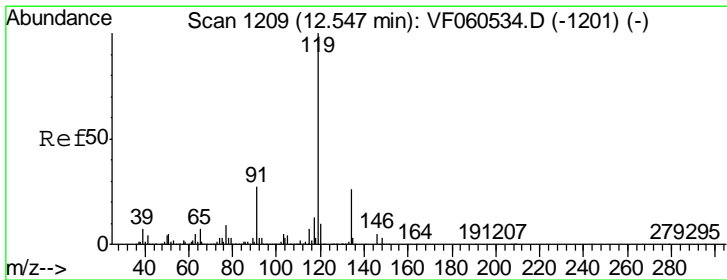
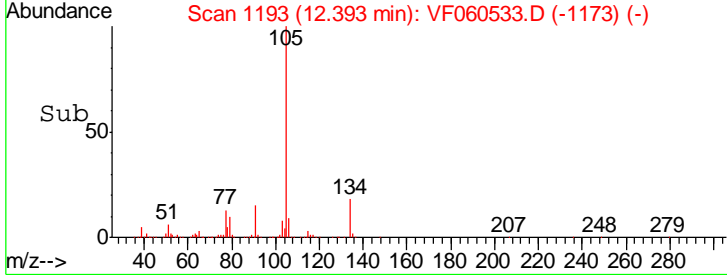
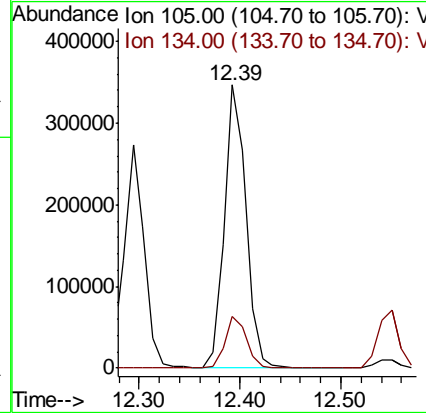
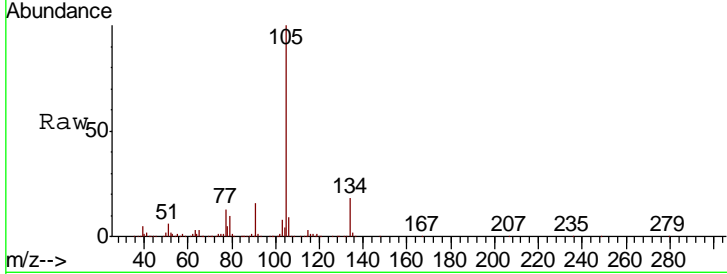




#85
 sec-Butylbenzene
 Concen: 21.492 ug/l
 RT: 12.39 min Scan# 1193
 Delta R.T. -0.01 min
 Lab File: VF060533.D
 Acq: 29 Oct 2018 17:24

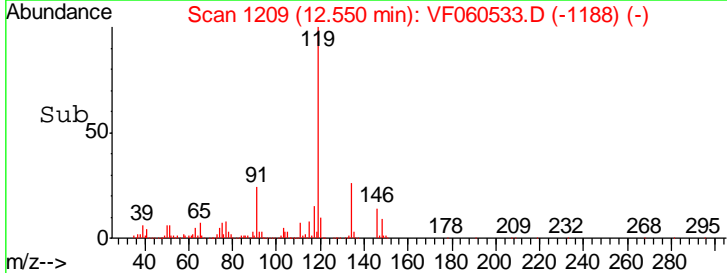
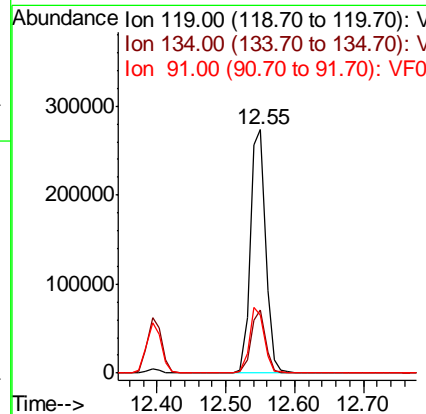
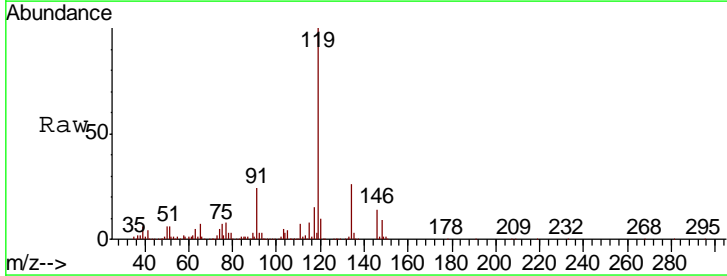
Instrument :
 MSVOA_F
 ClientSampleId :
 VSTDIC020

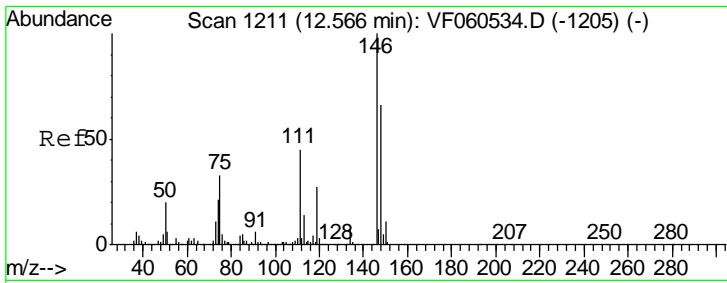
Tgt Ion: 105 Resp: 517728
 Ion Ratio Lower Upper
 105 100
 134 18.1 9.6 28.6



#86
 p-Isopropyltoluene
 Concen: 20.734 ug/l
 RT: 12.55 min Scan# 1209
 Delta R.T. 0.00 min
 Lab File: VF060533.D
 Acq: 29 Oct 2018 17:24

Tgt Ion: 119 Resp: 422387
 Ion Ratio Lower Upper
 119 100
 134 25.9 13.1 39.1
 91 24.0 13.5 40.4

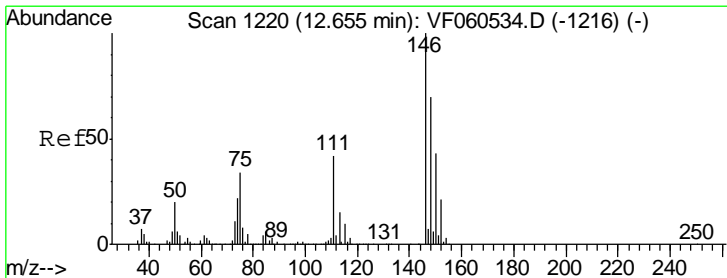
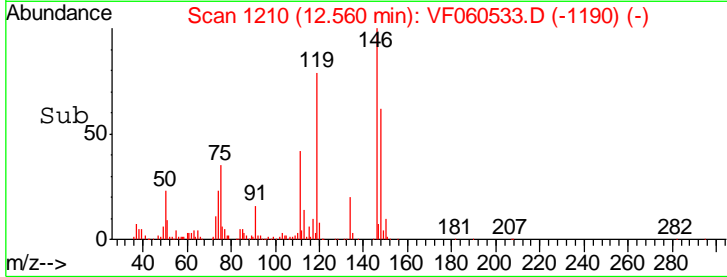
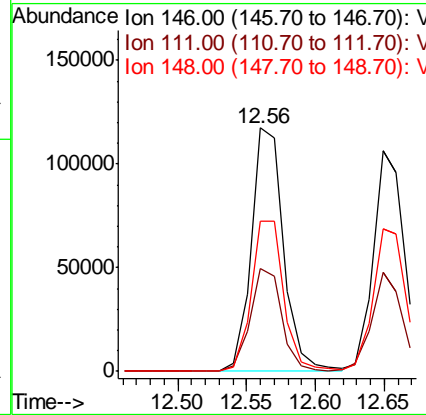
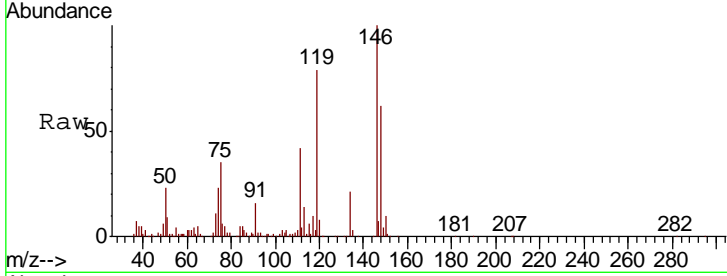




#87
 1,3-Dichlorobenzene
 Concen: 22.230 ug/l
 RT: 12.56 min Scan# 1210
 Delta R.T. -0.01 min
 Lab File: VF060533.D
 Acq: 29 Oct 2018 17:24

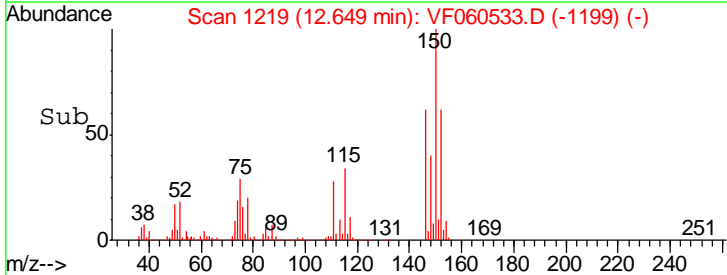
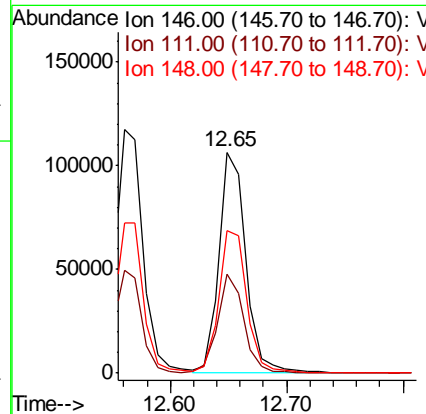
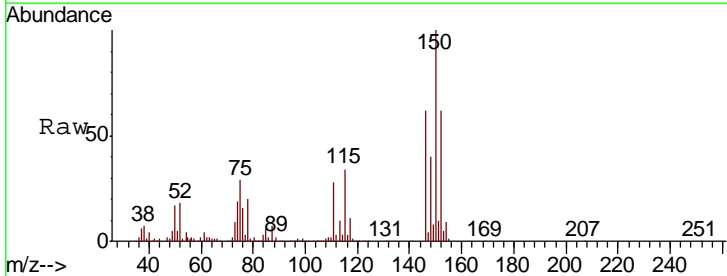
Instrument :
 MSVOA_F
 ClientSampled :
 VSTDIC020

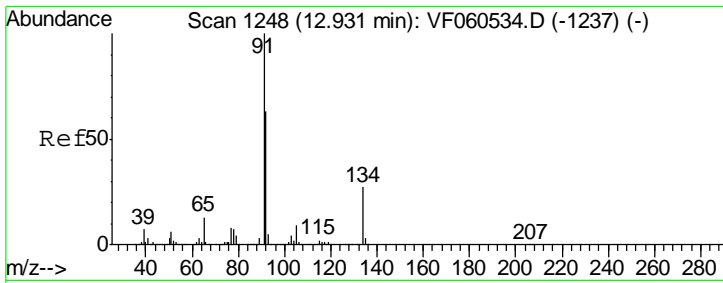
Tgt Ion	Resp	Lower	Upper
146	192620		
111	42.3	22.6	67.7
148	61.8	33.1	99.3



#88
 1,4-Dichlorobenzene
 Concen: 20.301 ug/l
 RT: 12.65 min Scan# 1219
 Delta R.T. -0.01 min
 Lab File: VF060533.D
 Acq: 29 Oct 2018 17:24

Tgt Ion	Resp	Lower	Upper
146	169370		
111	44.9	21.2	63.6
148	64.3	35.1	105.5

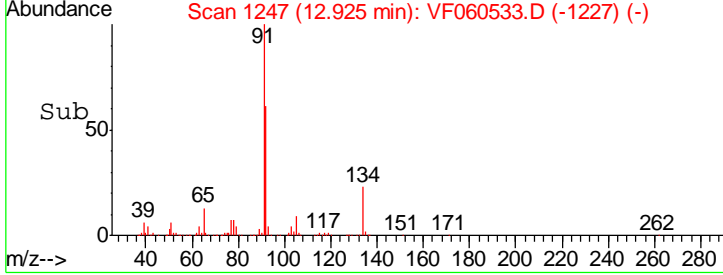
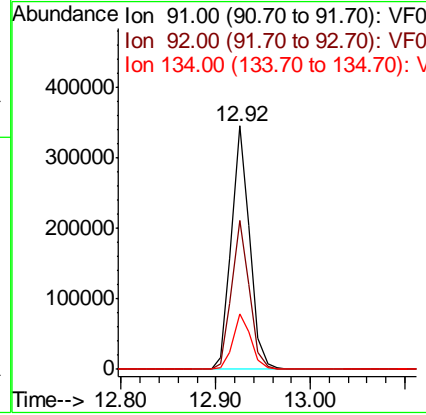
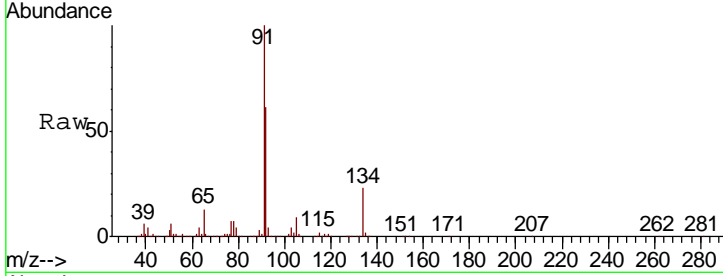




#89
 n-Butylbenzene
 Concen: 21.294 ug/l
 RT: 12.92 min Scan# 1247
 Delta R.T. -0.01 min
 Lab File: VF060533.D
 Acq: 29 Oct 2018 17:24

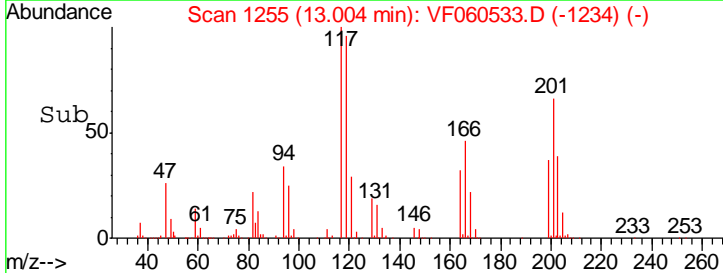
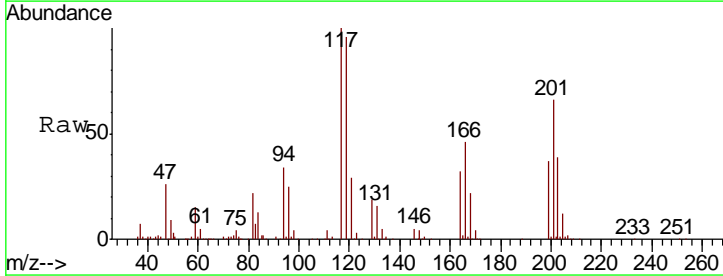
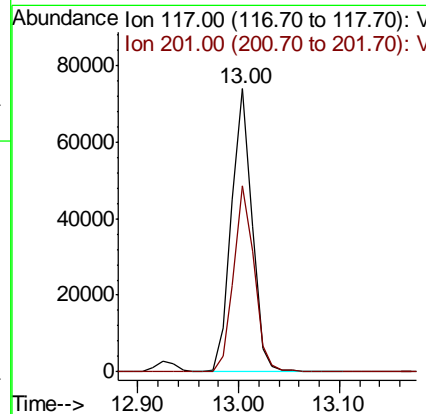
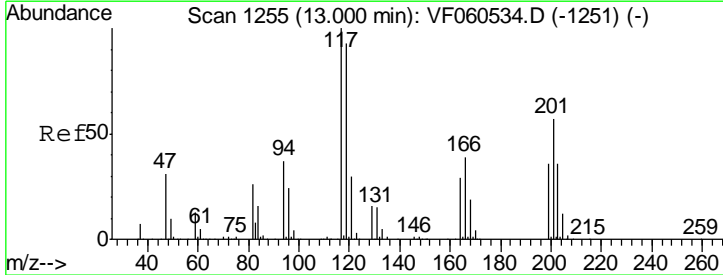
Instrument : MSVOA_F
 ClientSampled : VSTDIC020

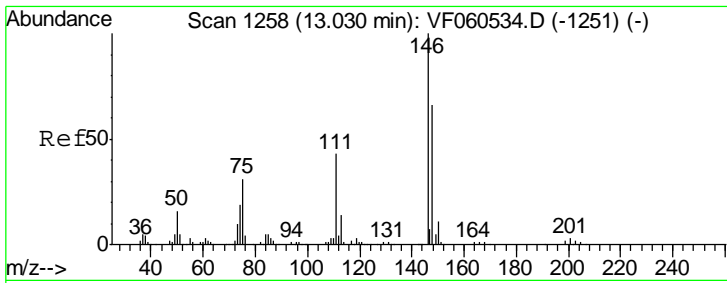
Tgt Ion	Resp	Lower	Upper
91	100		
92	61.1	31.3	93.9
134	22.9	13.3	39.8



#90
 Hexachloroethane
 Concen: 19.689 ug/l
 RT: 13.00 min Scan# 1255
 Delta R.T. 0.00 min
 Lab File: VF060533.D
 Acq: 29 Oct 2018 17:24

Tgt Ion	Resp	Lower	Upper
117	100		
201	65.6	28.2	84.7

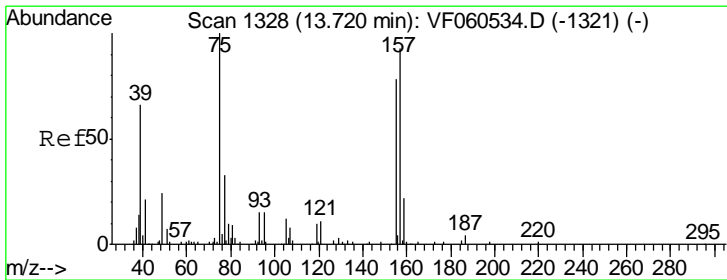
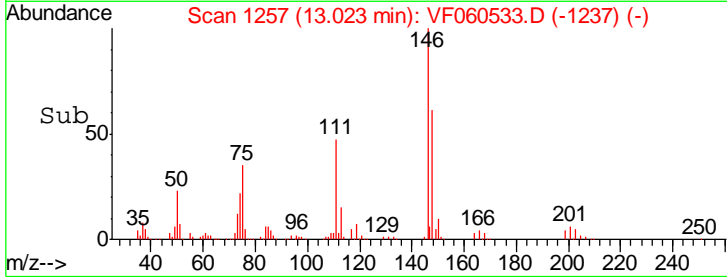
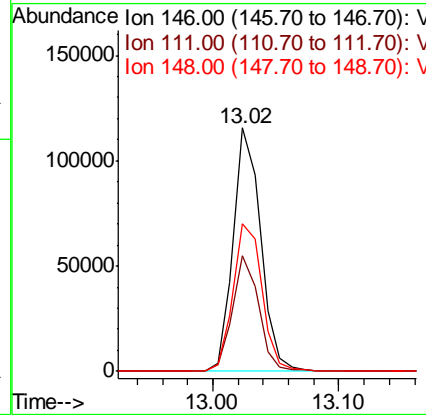
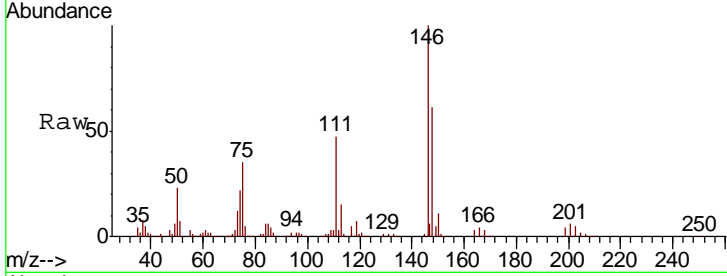




#91
 1,2-Dichlorobenzene
 Concen: 20.943 ug/l
 RT: 13.02 min Scan# 1257
 Delta R.T. -0.01 min
 Lab File: VF060533.D
 Acq: 29 Oct 2018 17:24

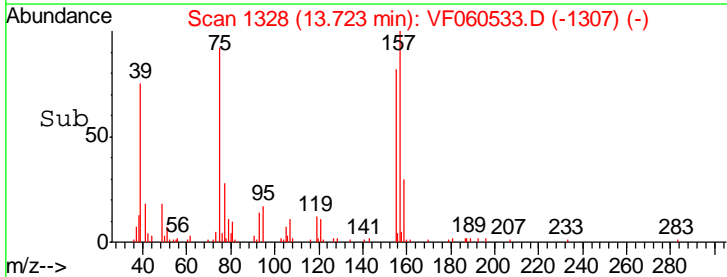
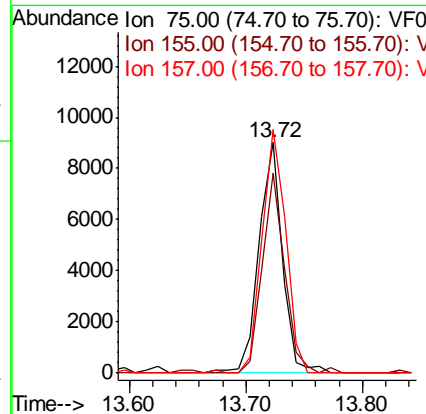
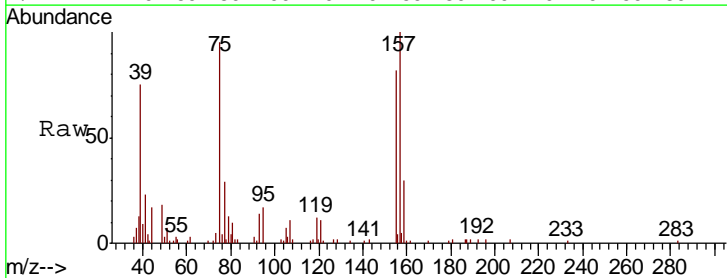
Instrument :
 MSVOA_F
 ClientSampled :
 VSTDIC020

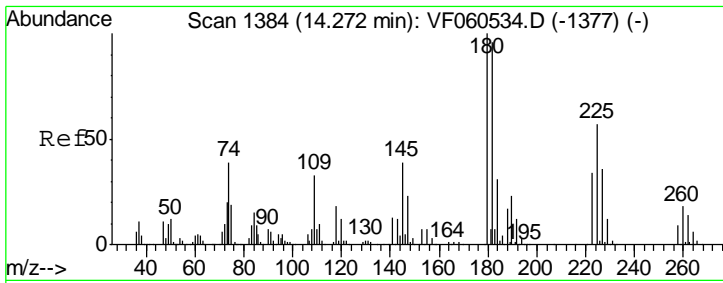
Tgt Ion	Resp	Lower	Upper
146	173955		
111	47.3	21.5	64.5
148	60.7	33.1	99.5



#92
 1,2-Dibromo-3-Chloropropane
 Concen: 17.148 ug/l
 RT: 13.72 min Scan# 1328
 Delta R.T. 0.00 min
 Lab File: VF060533.D
 Acq: 29 Oct 2018 17:24

Tgt Ion	Resp	Lower	Upper
75	12578		
155	86.6	40.8	122.5
157	105.6	46.5	139.5



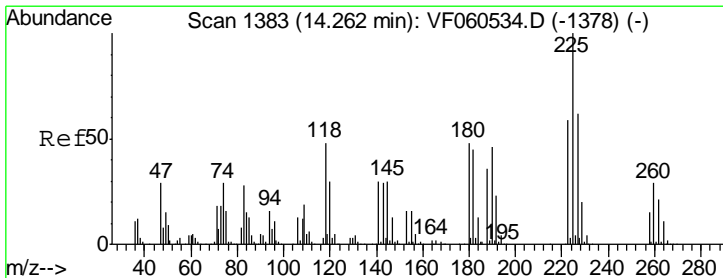
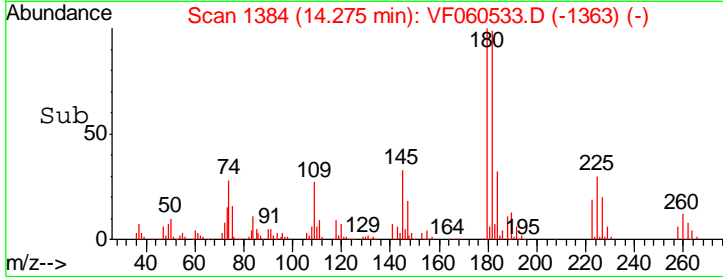
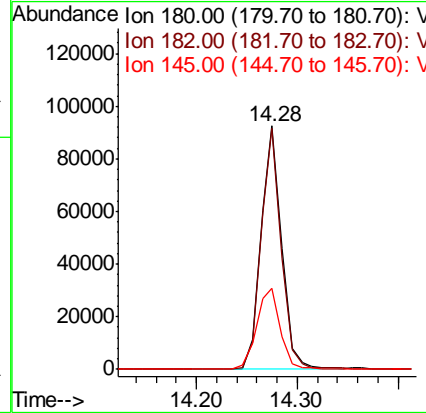
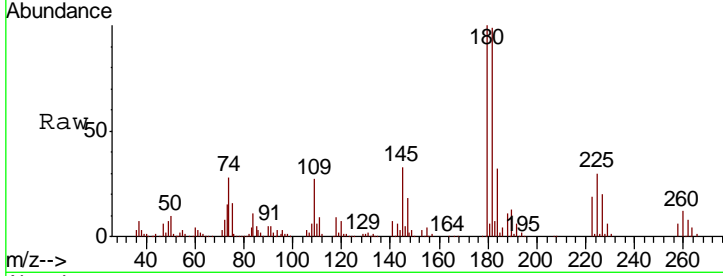


#93
 1,2,4-Trichlorobenzene
 Concen: 19.923 ug/l
 RT: 14.28 min Scan# 1384
 Delta R.T. 0.00 min
 Lab File: VF060533.D
 Acq: 29 Oct 2018 17:24

Instrument :
 MSVOA_F
 ClientSampleId :
 VSTDIC020

Tgt Ion:180 Resp: 132445

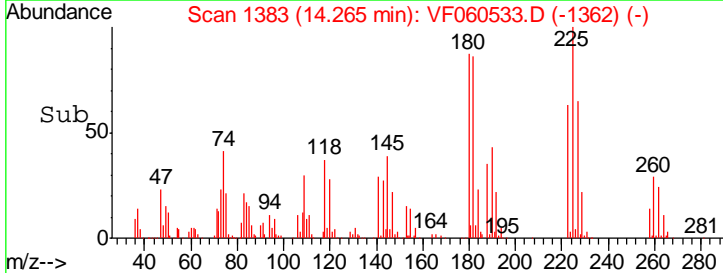
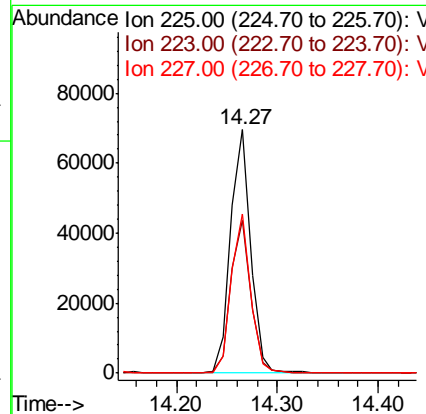
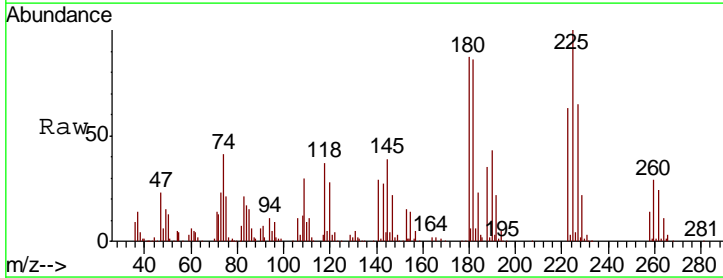
Ion	Ratio	Lower	Upper
180	100		
182	99.0	48.1	144.3
145	33.4	19.5	58.5

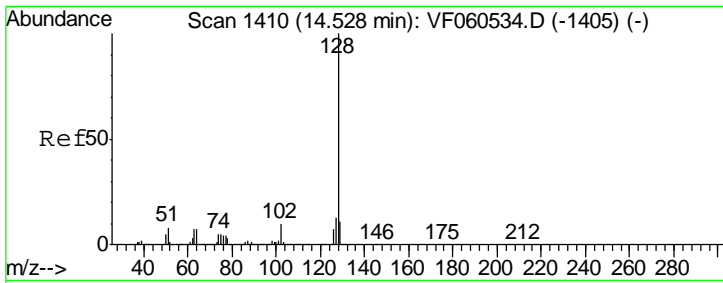


#94
 Hexachlorobutadiene
 Concen: 19.715 ug/l
 RT: 14.27 min Scan# 1383
 Delta R.T. 0.00 min
 Lab File: VF060533.D
 Acq: 29 Oct 2018 17:24

Tgt Ion:225 Resp: 96580

Ion	Ratio	Lower	Upper
225	100		
223	62.7	29.5	88.5
227	65.2	31.3	93.8

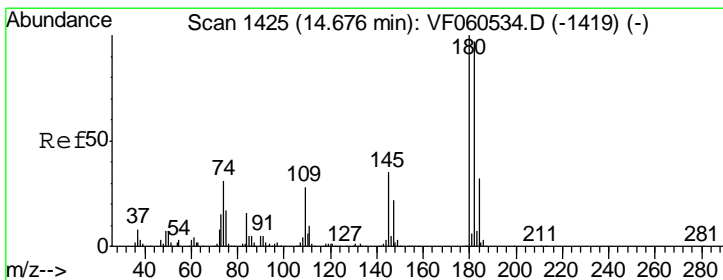
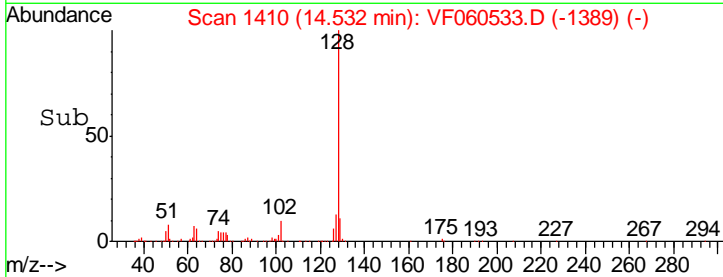
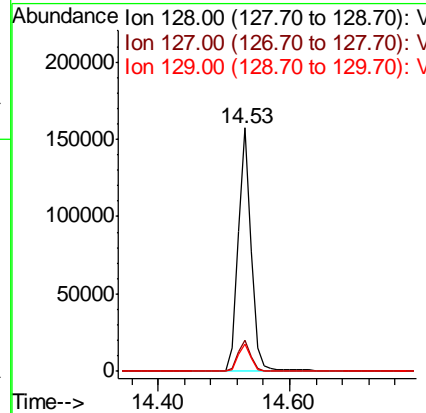
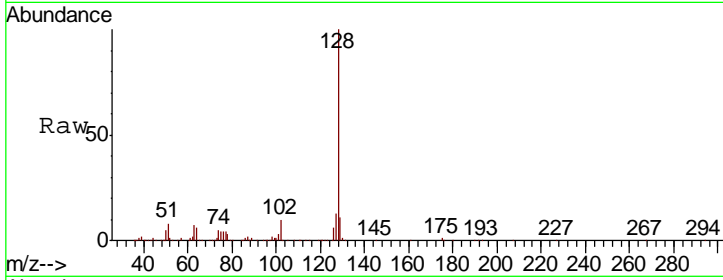




#95
 Naphthalene
 Concen: 20.462 ug/l
 RT: 14.53 min Scan# 1410
 Delta R.T. 0.00 min
 Lab File: VF060533.D
 Acq: 29 Oct 2018 17:24

Instrument :
 MSVOA_F
 ClientSampled :
 VSTDIC020

Tgt Ion	Resp	Lower	Upper
128	218697		
127	12.9	10.1	15.1
129	11.4	8.7	13.1



#96
 1,2,3-Trichlorobenzene
 Concen: 20.819 ug/l
 RT: 14.68 min Scan# 1425
 Delta R.T. 0.00 min
 Lab File: VF060533.D
 Acq: 29 Oct 2018 17:24

Tgt Ion	Resp	Lower	Upper
180	127494		
182	99.0	48.7	146.1
145	33.3	17.3	52.0

