

Data Path : Z:\VOASRV\HPCHEM1\MSVOA X\DATA\VX010821\
 Data File : VX020534.D
 Acq On : 08 Jan 2021 10:28
 Operator : JC/MD
 Sample : VX0108MBL01
 Misc : 5.0µ/5mL/100uL/5.00mL/MSVOA_X/MEOH
 ALS Vial : 3 Sample Multiplier: 1

Instrument :
 MSVOA_X
 ClientSampleId :

Quant Time: Jan 09 04:42:21 2021
 Quant Method : Z:\VOASRV\HPCHEM1\MSVOA_X\METHOD\SFAMXLM010721WMA.M
 Quant Title : VOC Analysis
 QLast Update : Sat Jan 09 04:41:43 2021
 Response via : Initial Calibration

Internal Standards	R.T.	QIon	Response	Conc	Units	Dev(Min)
1) 1,4-Difluorobenzene	6.82	114	380127	50.00	µg/L	0.00
28) Chlorobenzene-d5	10.09	117	355975	50.00	µg/L	0.00
58) 1,4-Dichlorobenzene-d4	12.06	152	151047	50.00	µg/L	0.00

System Monitoring Compounds

4) Vinyl Chloride-d3	1.39	65	135334	44.31	µg/L	0.00
Spiked Amount	50.000	Range	60 - 135	Recovery	=	88.62%
7) Chloroethane-d5	1.70	69	113019	47.35	µg/L	0.00
Spiked Amount	50.000	Range	70 - 130	Recovery	=	94.70%
11) 1,1-Dichloroethene-d2	2.34	63	196954	34.53	µg/L	0.00
Spiked Amount	50.000	Range	60 - 125	Recovery	=	69.06%
21) 2-Butanone-d5	4.53	46	191848	102.52	µg/L	0.00
Spiked Amount	100.000	Range	40 - 130	Recovery	=	102.52%
24) Chloroform-d	5.14	84	267930	50.98	µg/L	0.00
Spiked Amount	50.000	Range	70 - 125	Recovery	=	101.96%
26) 1,2-Dichloroethane-d4	6.03	65	173595	49.89	µg/L	0.00
Spiked Amount	50.000	Range	70 - 125	Recovery	=	99.78%
32) Benzene-d6	6.04	84	542685	50.68	µg/L	0.00
Spiked Amount	50.000	Range	70 - 125	Recovery	=	101.36%
36) 1,2-Dichloropropane-d6	7.37	67	169422	51.17	µg/L	0.00
Spiked Amount	50.000	Range	70 - 120	Recovery	=	102.34%
41) Toluene-d8	8.70	98	476152	49.05	µg/L	0.00
Spiked Amount	50.000	Range	80 - 120	Recovery	=	98.10%
43) trans-1,3-Dichloropropene-	8.99	79	74465	46.23	µg/L	0.00
Spiked Amount	50.000	Range	60 - 125	Recovery	=	92.46%
47) 2-Hexanone-d5	9.42	63	144414	98.75	µg/L	0.00
Spiked Amount	100.000	Range	45 - 130	Recovery	=	98.75%
56) 1,1,2,2-Tetrachloroethane-	11.23	84	231081	50.24	µg/L	0.00
Spiked Amount	50.000	Range	65 - 120	Recovery	=	100.48%
66) 1,2-Dichlorobenzene-d4	12.36	152	159450	53.85	µg/L	0.00
Spiked Amount	50.000	Range	80 - 120	Recovery	=	107.70%

Target Compounds

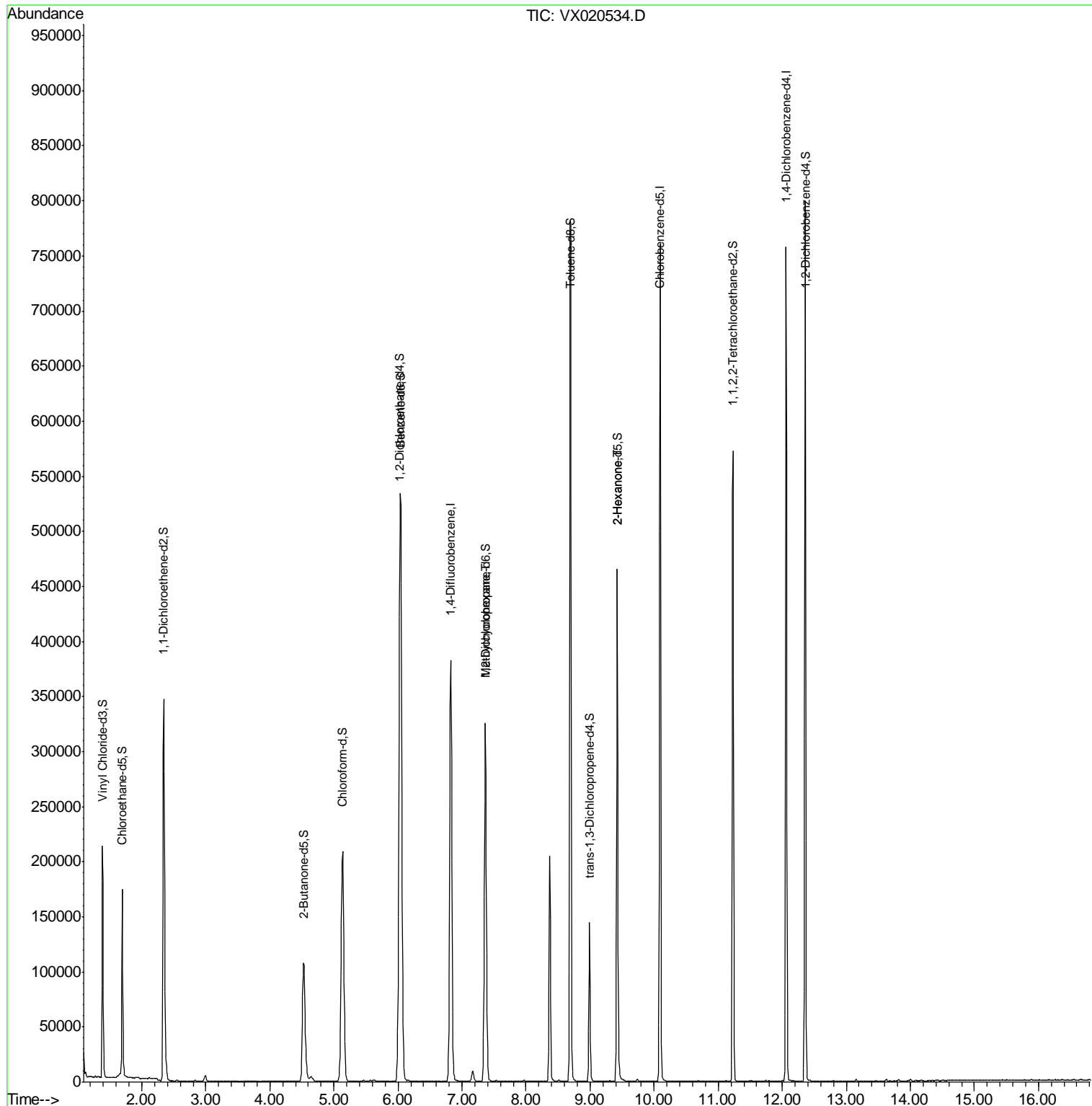
Target Compounds	R.T.	QIon	Response	Conc	Units	Ovalue
35) Methylcyclohexane	7.36	83	42329	9.397	µg/L #	19
48) 2-Hexanone	9.42	43	15440	4.983	µg/L #	65

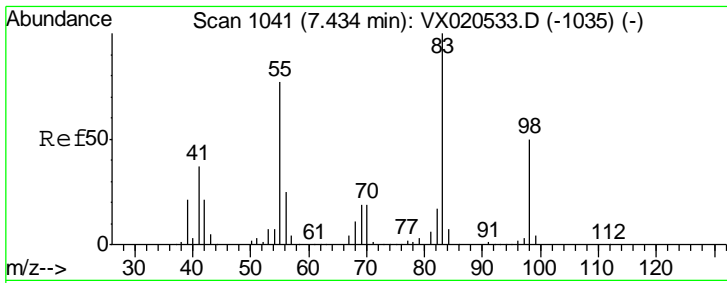
(#) = qualifier out of range (m) = manual integration (+) = signals summed

Data Path : Z:\VOASRV\HPCHEM1\MSVOA X\DATA\VX010821\
 Data File : VX020534.D
 Acq On : 08 Jan 2021 10:28
 Operator : JC/MD
 Sample : VX0108MBL01
 Misc : 5.0µ/5mL/100uL/5.00mL/MSVOA_X/MEOH
 ALS Vial : 3 Sample Multiplier: 1

Instrument :
 MSVOA_X
 ClientSampled :

Quant Time: Jan 09 04:42:21 2021
 Quant Method : Z:\VOASRV\HPCHEM1\MSVOA_X\METHOD\SFAMXLM010721WMA.M
 Quant Title : VOC Analysis
 QLast Update : Sat Jan 09 04:41:43 2021
 Response via : Initial Calibration

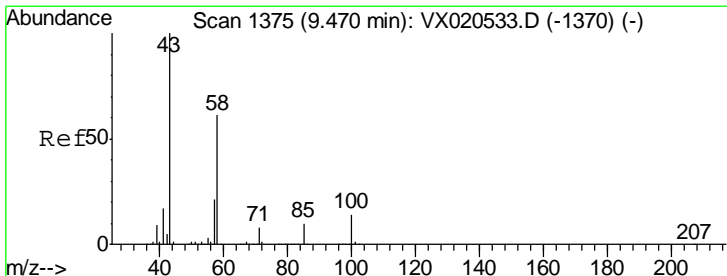
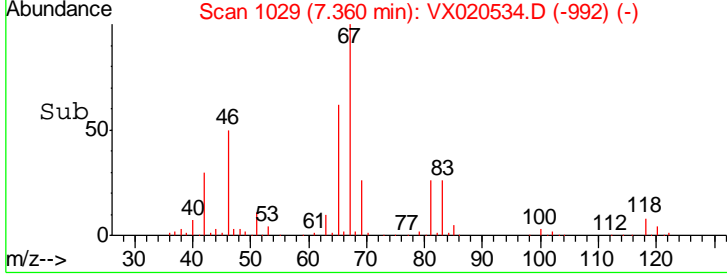
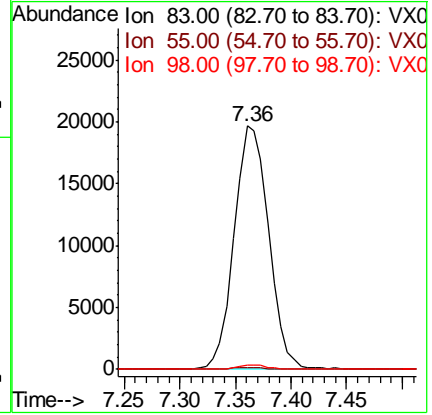
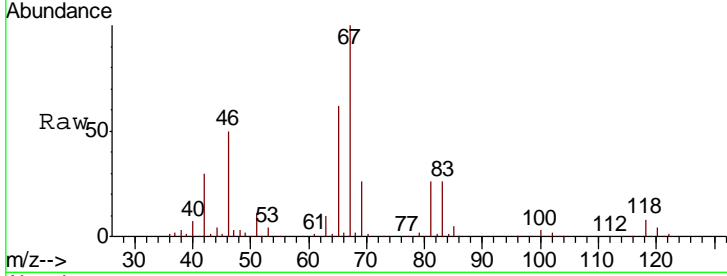




#35
 Methylcyclohexane
 Concen: 9.397 ug/L
 RT: 7.36 min Scan# 1029
 Delta R.T. -0.07 min
 Lab File: VX020534.D
 Acq: 08 Jan 2021 10:28

Instrument :
 MSVOA_X
 ClientSampled :

Tgt Ion	Resp	Lower	Upper
83	100		
55	0.7	61.2	91.8#
98	1.7	38.7	58.1#



#48
 2-Hexanone
 Concen: 4.983 ug/L
 RT: 9.42 min Scan# 1367
 Delta R.T. -0.05 min
 Lab File: VX020534.D
 Acq: 08 Jan 2021 10:28

Tgt Ion	Resp	Lower	Upper
43	100		
58	30.3	50.1	75.1#
57	29.9	17.3	25.9#
100	1.4	11.4	17.2#

