

Data Path : Z:\VOASRV\HPCHEM1\MSVOA X\DATA\WX021419\
 Data File : VX007534.D
 Acq On : 13 Feb 2019 21:24
 Operator : JC/SP
 Sample : K1460-06MSD
 Misc : 5.0mL/MSVOA X/WATER
 ALS Vial : 25 Sample Multiplier: 1

Instrument :
 MSVOA_X
 ClientSampleId :
 MW-2-20190208MSD

Quant Time: Feb 14 02:40:28 2019
 Quant Method : Z:\VOASRV\HPCHEM1\MSVOA_X\METHOD\82X020119W.M
 Quant Title : SW846 8260
 QLast Update : Sat Feb 02 01:32:36 2019
 Response via : Initial Calibration

Internal Standards	R.T.	QIon	Response	Conc	Units	Dev(Min)
1) Pentafluorobenzene	5.67	168	451921	50.00	ug/l	0.00
34) 1,4-Difluorobenzene	6.86	114	685567	50.00	ug/l	0.00
63) Chlorobenzene-d5	10.11	117	627984	50.00	ug/l	0.00
72) 1,4-Dichlorobenzene-d4	12.08	152	312961	50.00	ug/l	0.00

System Monitoring Compounds

33) 1,2-Dichloroethane-d4	6.07	65	250706	52.27	ug/l	0.00
Spiked Amount	50.000		Recovery	=	104.54%	
35) Dibromofluoromethane	5.51	113	228683	51.27	ug/l	0.00
Spiked Amount	50.000		Recovery	=	102.54%	
50) Toluene-d8	8.71	98	820294	49.56	ug/l	0.00
Spiked Amount	50.000		Recovery	=	99.12%	
62) 4-Bromofluorobenzene	11.13	95	294617	48.76	ug/l	0.00
Spiked Amount	50.000		Recovery	=	97.52%	

Target Compounds

						Qvalue
2) Dichlorodifluoromethane	1.20	85	246014	44.320	ug/l	98
3) Chloromethane	1.33	50	217315	42.693	ug/l	99
4) Vinyl Chloride	1.41	62	242927	48.647	ug/l	98
5) Bromomethane	1.64	94	215620	43.606	ug/l	98
6) Chloroethane	1.72	64	166952	51.682	ug/l	100
7) Trichlorofluoromethane	1.93	101	378659	48.472	ug/l	98
8) Diethyl Ether	2.19	74	143175	48.695	ug/l	97
9) 1,1,2-Trichlorotrifluoroet	2.39	101	210720	45.348	ug/l	99
10) Methyl Iodide	2.51	142	278466	40.738	ug/l	99
11) Tert butyl alcohol	3.07	59	308510	310.780	ug/l	98
12) 1,1-Dichloroethene	2.37	96	199120	46.147	ug/l	97
13) Acrolein	2.30	56	114615	246.218	ug/l #	80
14) Allyl chloride	2.73	41	349668	49.735	ug/l	99
15) Acrylonitrile	3.15	53	646453	263.243	ug/l	99
16) Acetone	2.45	43	589464	268.270	ug/l	99
17) Carbon Disulfide	2.57	76	502593	44.775	ug/l	100
18) Methyl Acetate	2.78	43	334817	58.382	ug/l	99
19) Methyl tert-butyl Ether	3.20	73	755813	54.067	ug/l	99
20) Methylene Chloride	2.86	84	226958	50.573	ug/l	99
21) trans-1,2-Dichloroethene	3.17	96	210161	45.722	ug/l	95
22) Diisopropyl ether	3.87	45	666009	51.499	ug/l	98
23) Vinyl Acetate	3.82	43	2643202	246.300	ug/l	100
24) 1,1-Dichloroethane	3.70	63	372471	50.152	ug/l	99
25) 2-Butanone	4.70	43	852043	272.480	ug/l	99
26) 2,2-Dichloropropane	4.59	77	240667	42.551	ug/l	97
27) cis-1,2-Dichloroethene	4.60	96	245965	48.992	ug/l	97
28) Bromochloromethane	5.02	49	171301	50.157	ug/l	98
29) Tetrahydrofuran	5.15	42	552316	280.839	ug/l	99
30) Chloroform	5.21	83	393772	50.811	ug/l	99
31) Cyclohexane	5.57	56	365953	54.863	ug/l	98
32) 1,1,1-Trichloroethane	5.49	97	338235	51.705	ug/l	99
36) 1,1-Dichloropropene	5.80	75	273603	44.480	ug/l	100
37) Ethyl Acetate	4.85	43	298922	48.073	ug/l	99
38) Carbon Tetrachloride	5.78	117	294694	49.382	ug/l	98

Data Path : Z:\VOASRV\HPCHEM1\MSVOA X\DATA\WX021419\
 Data File : VX007534.D
 Acq On : 13 Feb 2019 21:24
 Operator : JC/SP
 Sample : K1460-06MSD
 Misc : 5.0mL/MSVOA X/WATER
 ALS Vial : 25 Sample Multiplier: 1

Instrument :
 MSVOA_X
 ClientSampleId :
 MW-2-20190208MSD

Quant Time: Feb 14 02:40:28 2019
 Quant Method : Z:\VOASRV\HPCHEM1\MSVOA_X\METHOD\82X020119W.M
 Quant Title : SW846 8260
 QLast Update : Sat Feb 02 01:32:36 2019
 Response via : Initial Calibration

Internal Standards	R.T.	QIon	Response	Conc	Units	Dev(Min)
39) Methylcyclohexane	7.46	83	394449	53.001	ug/l	99
40) Benzene	6.14	78	1015017	56.018	ug/l	100
41) Methacrylonitrile	5.06	41	173101	51.942	ug/l	99
42) 1,2-Dichloroethane	6.20	62	294057	46.905	ug/l	97
43) Isopropyl Acetate	6.46	43	492702	51.335	ug/l	100
44) Trichloroethene	7.21	130	246198	45.114	ug/l	99
45) 1,2-Dichloropropane	7.51	63	219659	48.384	ug/l	100
46) Dibromomethane	7.66	93	154979	46.969	ug/l	100
47) Bromodichloromethane	7.90	83	279444	49.971	ug/l	99
48) Methyl methacrylate	7.77	41	261161	54.400	ug/l	98
49) 1,4-Dioxane	7.75	88	108570	994.475	ug/l	99
51) 4-Methyl-2-Pentanone	8.65	43	1676143	265.288	ug/l	99
52) Toluene	8.78	92	556061	47.565	ug/l	99
53) t-1,3-Dichloropropene	9.04	75	304158	50.636	ug/l	100
54) cis-1,3-Dichloropropene	8.43	75	328975	49.802	ug/l	97
55) 1,1,2-Trichloroethane	9.21	97	235461	48.318	ug/l	98
56) Ethyl methacrylate	9.18	69	350633	51.951	ug/l	99
57) 1,3-Dichloropropane	9.37	76	373102	48.144	ug/l	99
59) 2-Hexanone	9.49	43	1278467	260.030	ug/l	99
60) Dibromochloromethane	9.59	129	248465	53.911	ug/l	97
61) 1,2-Dibromoethane	9.67	107	254973	49.407	ug/l	98
64) Tetrachloroethene	9.34	164	226628	38.289	ug/l	99
65) Chlorobenzene	10.13	112	644225	47.011	ug/l	99
66) 1,1,1,2-Tetrachloroethane	10.22	131	237208	51.629	ug/l	99
67) Ethyl Benzene	10.25	91	1038961	47.079	ug/l	99
68) m/p-Xylenes	10.36	106	818048	93.252	ug/l	100
69) o-Xylene	10.70	106	401962	47.619	ug/l	99
70) Styrene	10.71	104	646805	47.247	ug/l	100
71) Bromoform	10.86	173	189819	47.338	ug/l	100
73) Isopropylbenzene	11.02	105	1077861	50.681	ug/l	99
74) N-amyl acetate	10.90	43	430222	52.300	ug/l	99
75) 1,1,2,2-Tetrachloroethane	11.27	83	352763	54.427	ug/l	100
76) 1,2,3-Trichloropropane	11.29	75	390616	64.167	ug/l	80
77) Bromobenzene	11.26	156	289255	48.272	ug/l	100
78) n-propylbenzene	11.36	91	1180849	50.635	ug/l	99
79) 2-Chlorotoluene	11.42	91	692694	48.951	ug/l	99
80) 1,3,5-Trimethylbenzene	11.51	105	868692	49.927	ug/l	98
81) trans-1,4-Dichloro-2-buten	11.07	75	94603	48.201	ug/l	95
82) 4-Chlorotoluene	11.51	91	801209	48.932	ug/l	100
83) tert-Butylbenzene	11.77	119	907060	52.655	ug/l	96
84) 1,2,4-Trimethylbenzene	11.80	105	880374	49.839	ug/l	99
85) sec-Butylbenzene	11.94	105	1054004	50.554	ug/l	100
86) p-Isopropyltoluene	12.06	119	929430	49.383	ug/l	100
87) 1,3-Dichlorobenzene	12.02	146	499103	46.411	ug/l	99
88) 1,4-Dichlorobenzene	12.10	146	502668	46.072	ug/l	100
89) n-Butylbenzene	12.39	91	786533	48.580	ug/l	100
90) Hexachloroethane	12.60	117	157279	55.837	ug/l	98
91) 1,2-Dichlorobenzene	12.39	146	500526	46.768	ug/l	100
92) 1,2-Dibromo-3-Chloropropan	13.00	75	76140	56.497	ug/l	100
93) 1,2,4-Trichlorobenzene	13.65	180	344244	47.696	ug/l	99

Data Path : Z:\VOASRV\HPCHEM1\MSVOA X\DATA\VX021419\
Data File : VX007534.D
Acq On : 13 Feb 2019 21:24
Operator : JC/SP
Sample : K1460-06MSD
Misc : 5.0mL/MSVOA X/WATER
ALS Vial : 25 Sample Multiplier: 1

Instrument :
MSVOA_X
ClientSampleId :
MW-2-20190208MSD

Quant Time: Feb 14 02:40:28 2019
Quant Method : Z:\VOASRV\HPCHEM1\MSVOA_X\METHOD\82X020119W.M
Quant Title : SW846 8260
QLast Update : Sat Feb 02 01:32:36 2019
Response via : Initial Calibration

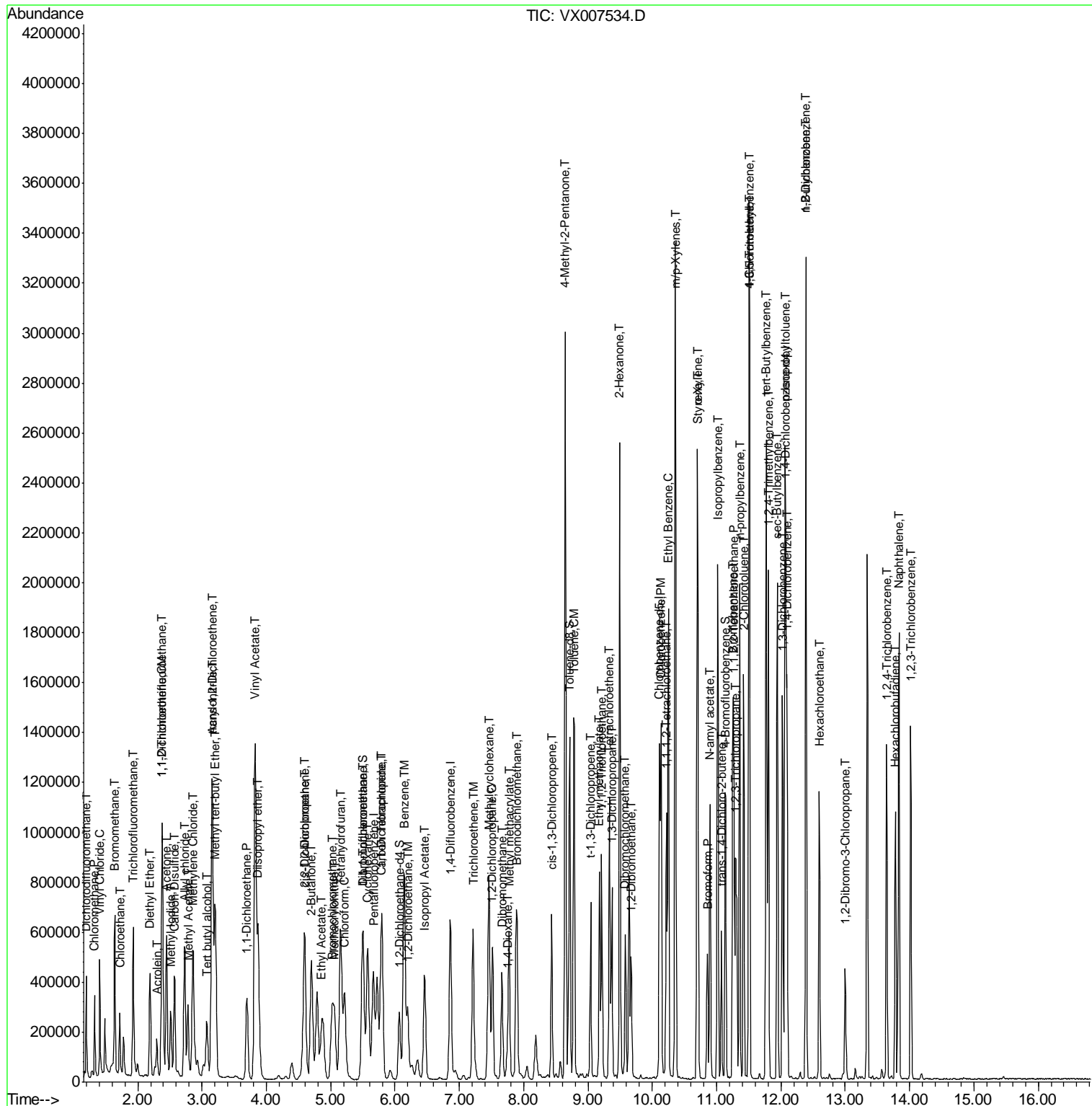
Internal Standards	R.T.	QIon	Response	Conc	Units	Dev(Min)
94) Hexachlorobutadiene	13.78	225	159030	45.377	ug/l	99
95) Naphthalene	13.83	128	1111110	52.644	ug/l	100
96) 1,2,3-Trichlorobenzene	14.02	180	347500	47.832	ug/l	99

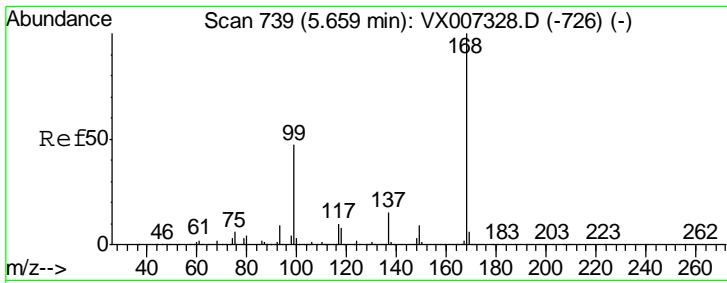
(#) = qualifier out of range (m) = manual integration (+) = signals summed

Data Path : Z:\VOASRV\HPCHEM1\MSVOA X\DATA\VX021419\
 Data File : VX007534.D
 Acq On : 13 Feb 2019 21:24
 Operator : JC/SP
 Sample : K1460-06MSD
 Misc : 5.0mL/MSVOA X/WATER
 ALS Vial : 25 Sample Multiplier: 1

Instrument :
 MSVOA_X
 Client Sample ID :
 MW-2-20190208MSD

Quant Time: Feb 14 02:40:28 2019
 Quant Method : Z:\VOASRV\HPCHEM1\MSVOA_X\METHOD\82X020119W.M
 Quant Title : SW846 8260
 QLast Update : Sat Feb 02 01:32:36 2019
 Response via : Initial Calibration

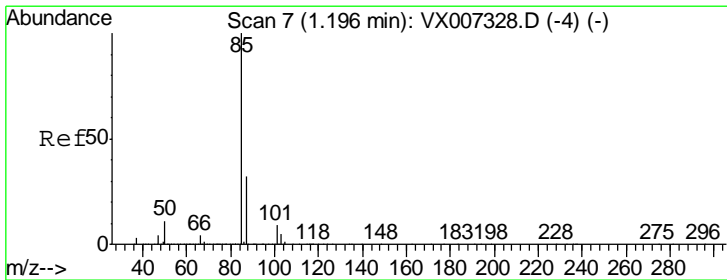
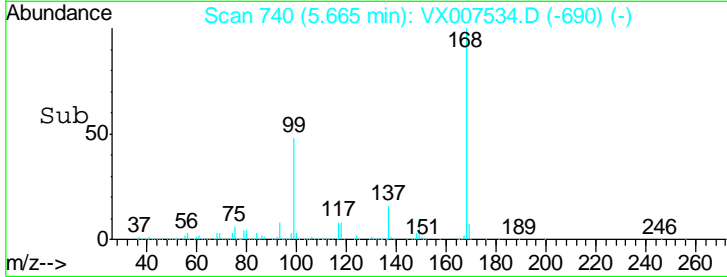
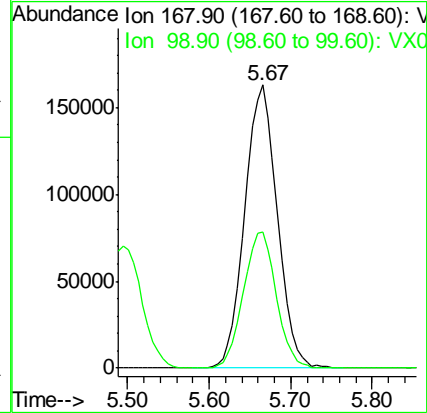
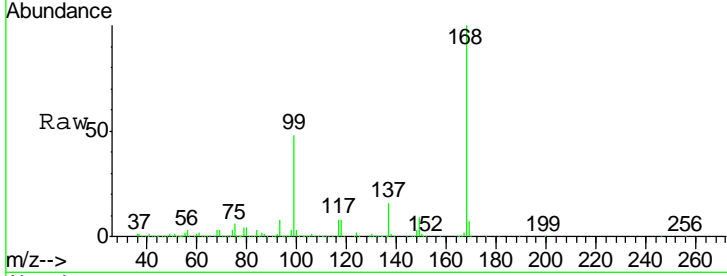




#1
 Pentafluorobenzene
 Concen: 50.000 ug/l
 RT: 5.67 min Scan# 740
 Delta R.T. 0.01 min
 Lab File: VX007534.D
 Acq: 13 Feb 2019 21:24

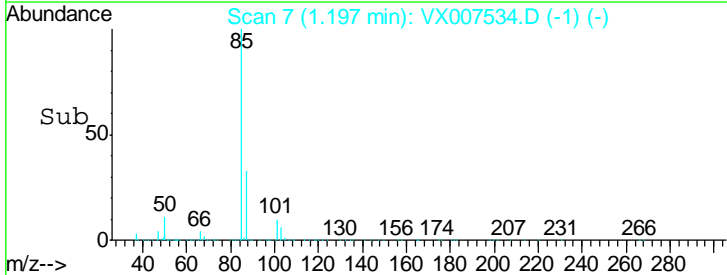
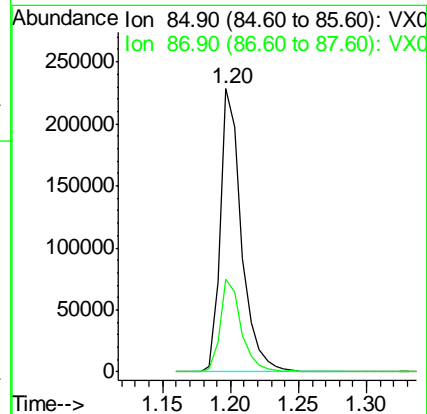
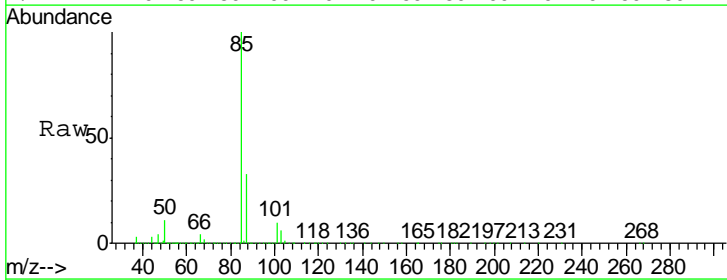
Instrument :
 MSVOA_X
 ClientSampled :
 MW-2-20190208MSD


Tgt Ion: 168 Resp: 451921
 Ion Ratio Lower Upper
 168 100
 99 48.2 37.9 56.9



#2
 Dichlorodifluoromethane
 Concen: 44.320 ug/l
 RT: 1.20 min Scan# 7
 Delta R.T. 0.00 min
 Lab File: VX007534.D
 Acq: 13 Feb 2019 21:24

Tgt Ion: 85 Resp: 246014
 Ion Ratio Lower Upper
 85 100
 87 32.7 15.8 47.4

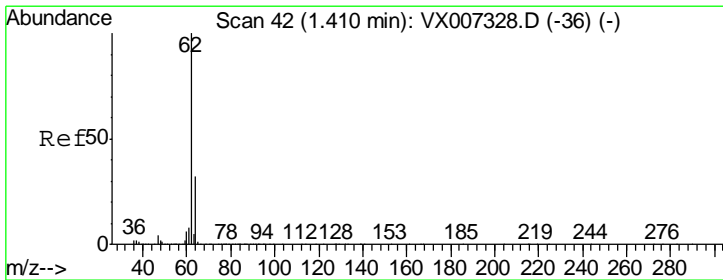
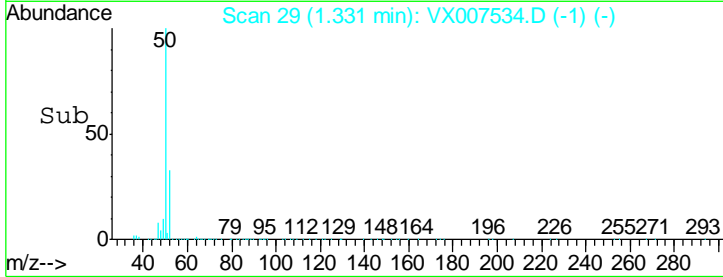
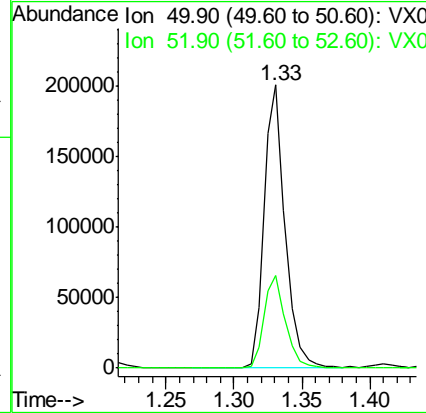





#3
 Chloromethane
 Concen: 42.693 ug/l
 RT: 1.33 min Scan# 29
 Delta R.T. 0.00 min
 Lab File: VX007534.D
 Acq: 13 Feb 2019 21:24


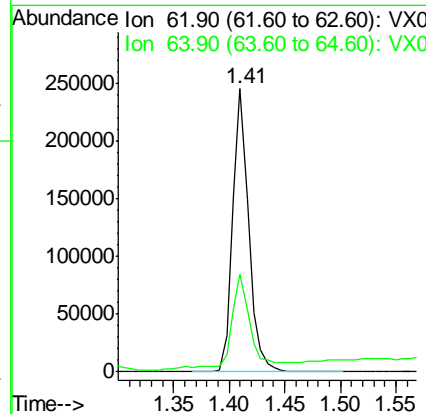
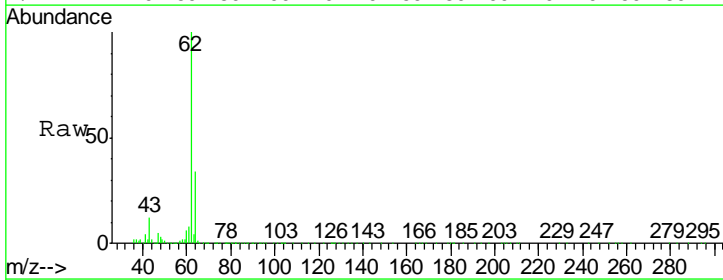
Instrument :
 MSVOA_X
 ClientSampleId :
 MW-2-20190208MSD

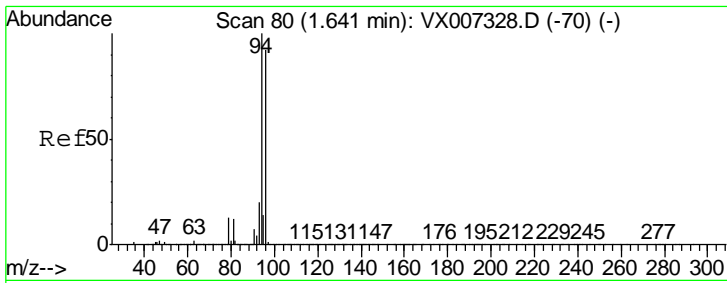
Tgt Ion: 50 Resp: 217315
 Ion Ratio Lower Upper
 50 100
 52 32.9 26.1 39.1



#4
 Vinyl Chloride
 Concen: 48.647 ug/l
 RT: 1.41 min Scan# 42
 Delta R.T. 0.00 min
 Lab File: VX007534.D
 Acq: 13 Feb 2019 21:24

Tgt Ion: 62 Resp: 242927
 Ion Ratio Lower Upper
 62 100
 64 32.7 25.4 38.0

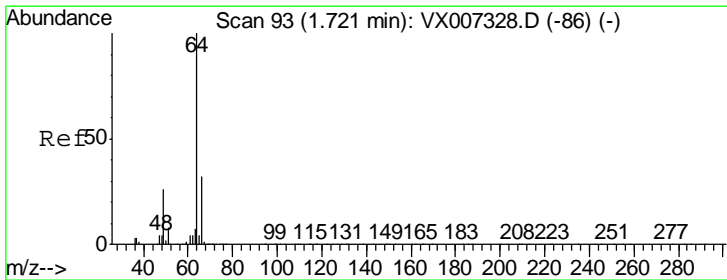
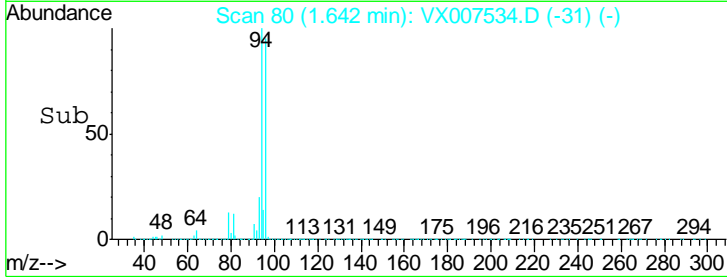
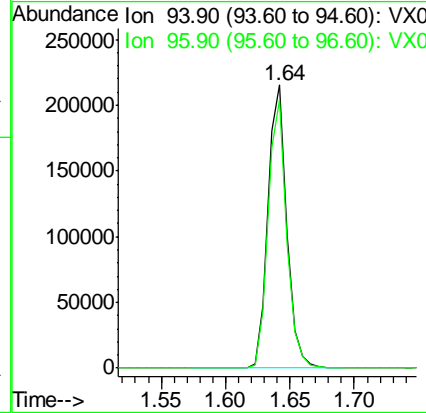
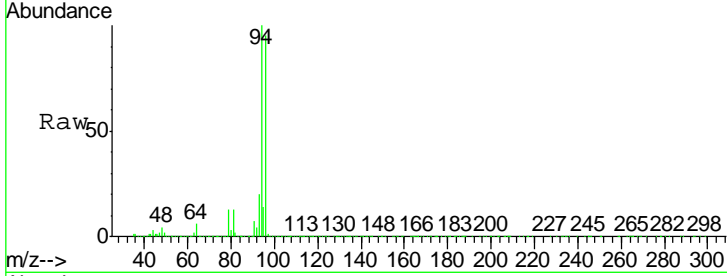




#5
 Bromomethane
 Concen: 43.606 ug/l
 RT: 1.64 min Scan# 80
 Delta R.T. 0.00 min
 Lab File: VX007534.D
 Acq: 13 Feb 2019 21:24

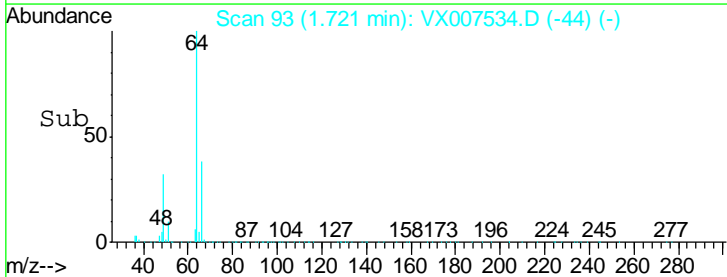
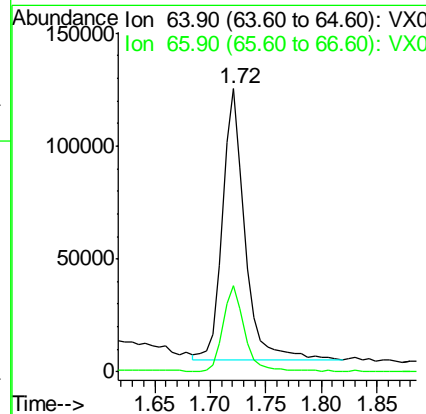
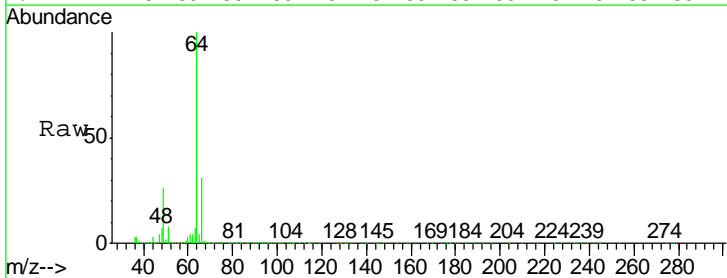
Instrument :
 MSVOA_X
 ClientSampleId :
 MW-2-20190208MSD

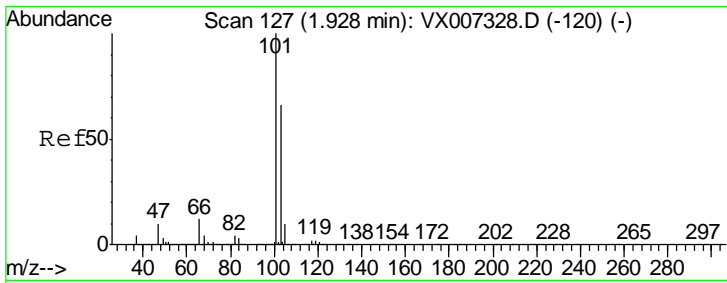
Tgt Ion: 94 Resp: 215620
 Ion Ratio Lower Upper
 94 100
 96 94.6 73.9 110.9



#6
 Chloroethane
 Concen: 51.682 ug/l
 RT: 1.72 min Scan# 93
 Delta R.T. 0.00 min
 Lab File: VX007534.D
 Acq: 13 Feb 2019 21:24

Tgt Ion: 64 Resp: 166952
 Ion Ratio Lower Upper
 64 100
 66 31.6 25.5 38.3

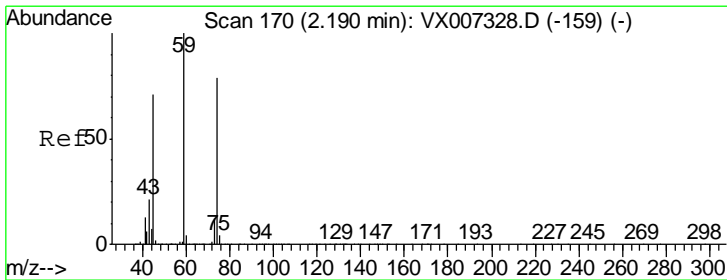
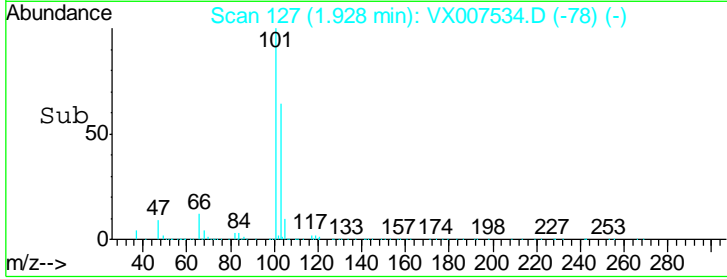
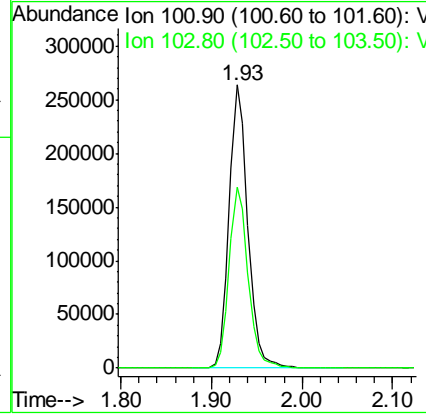
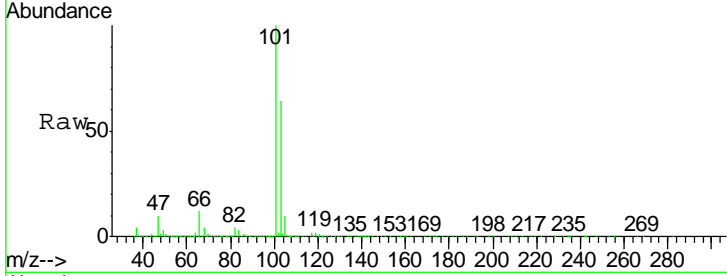




#7
 Trichlorofluoromethane
 Concen: 48.472 ug/l
 RT: 1.93 min Scan# 127
 Delta R.T. 0.00 min
 Lab File: VX007534.D
 Acq: 13 Feb 2019 21:24


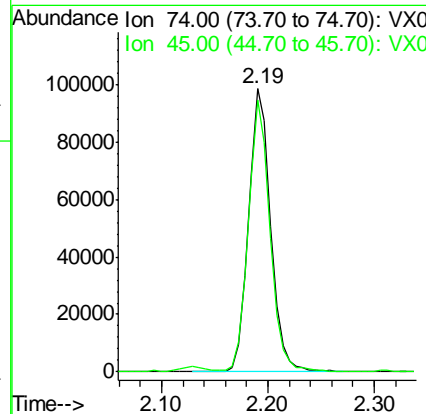

Instrument :
 MSVOA_X
 ClientSampleId :
 MW-2-20190208MSD

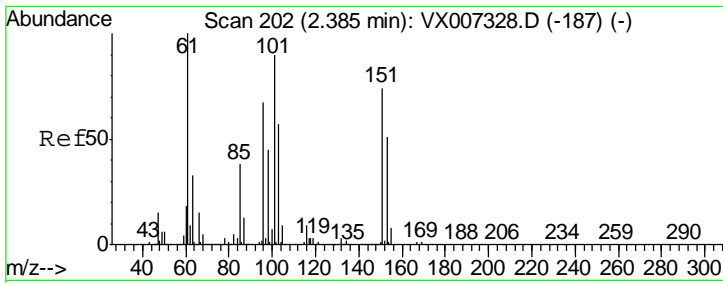
Tgt Ion: 101 Resp: 378659
 Ion Ratio Lower Upper
 101 100
 103 64.1 52.6 79.0



#8
 Diethyl Ether
 Concen: 48.695 ug/l
 RT: 2.19 min Scan# 170
 Delta R.T. 0.00 min
 Lab File: VX007534.D
 Acq: 13 Feb 2019 21:24

Tgt Ion: 74 Resp: 143175
 Ion Ratio Lower Upper
 74 100
 45 94.1 45.7 137.1

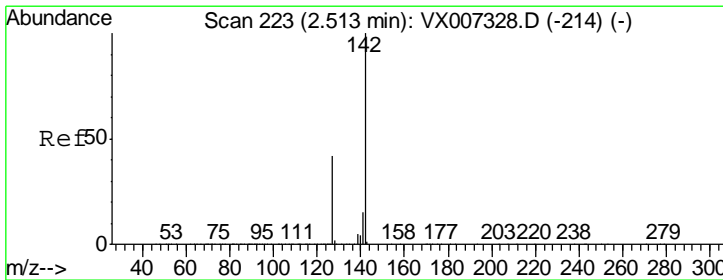
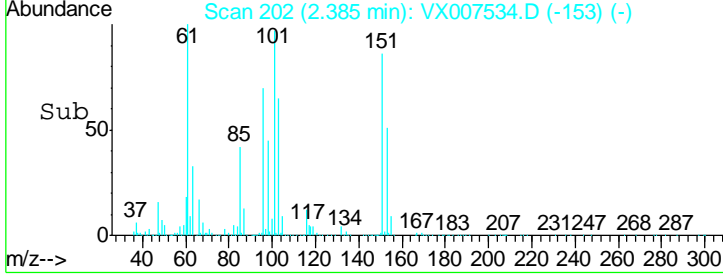
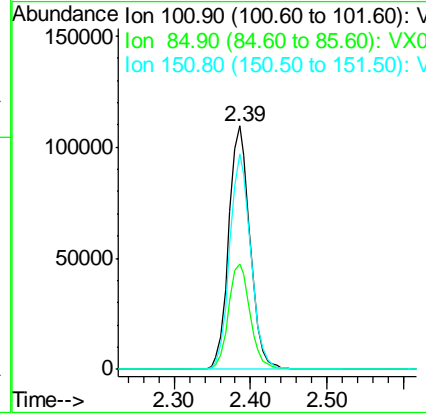
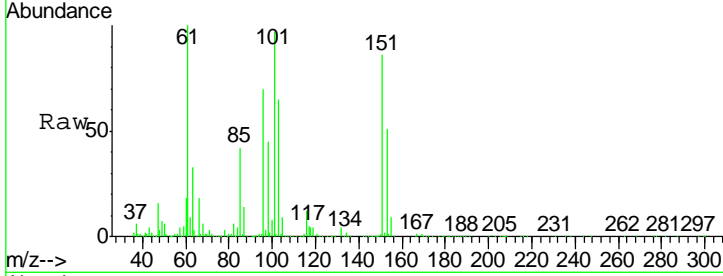




#9
 1,1,2-Trichlorotrifluoroethane
 Concen: 45.348 ug/l
 RT: 2.39 min Scan# 202
 Delta R.T. 0.00 min
 Lab File: VX007534.D
 Acq: 13 Feb 2019 21:24

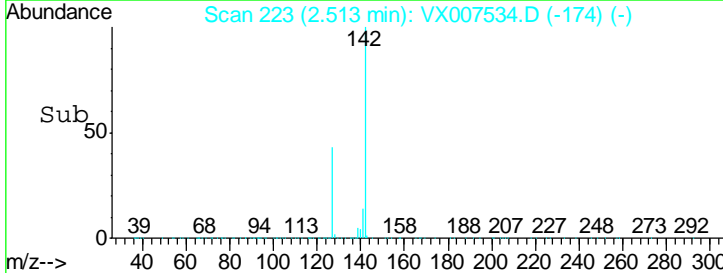
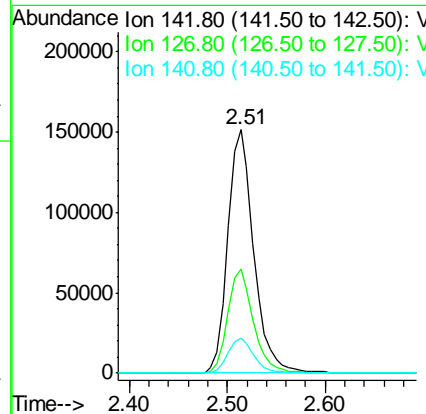
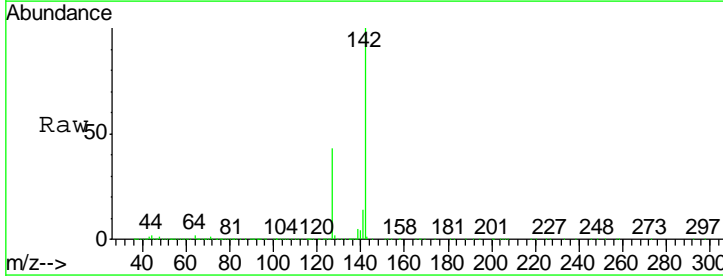
Instrument :
 MSVOA_X
 ClientSampleId :
 MW-2-20190208MSD

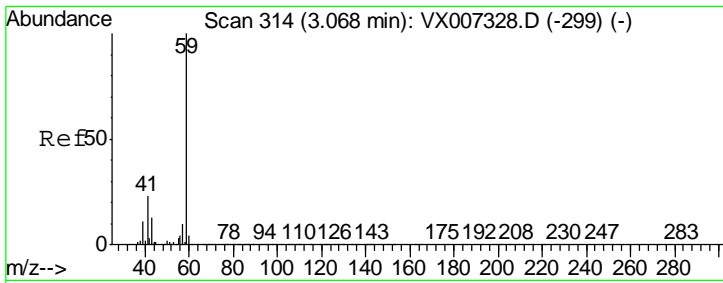
Tgt Ion	Resp	Lower	Upper
101	210720		
101	100		
85	44.1	34.1	51.1
151	88.1	69.9	104.9



#10
 Methyl Iodide
 Concen: 40.738 ug/l
 RT: 2.51 min Scan# 223
 Delta R.T. 0.00 min
 Lab File: VX007534.D
 Acq: 13 Feb 2019 21:24

Tgt Ion	Resp	Lower	Upper
142	278466		
142	100		
127	42.5	33.7	50.5
141	14.4	11.3	16.9

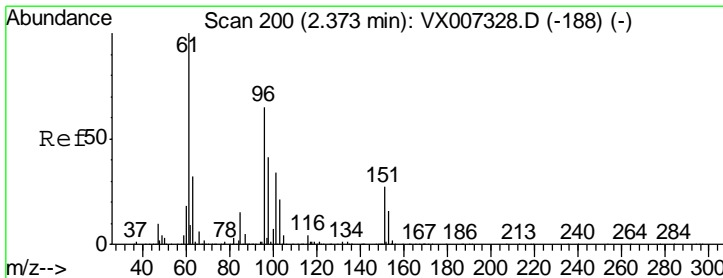
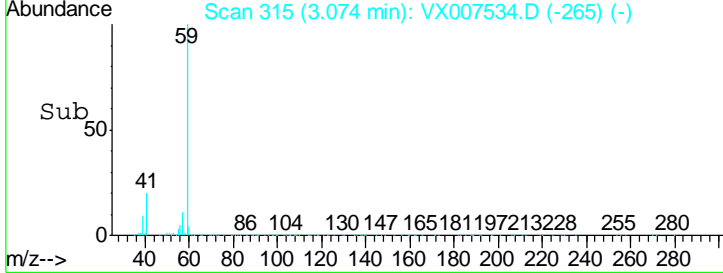
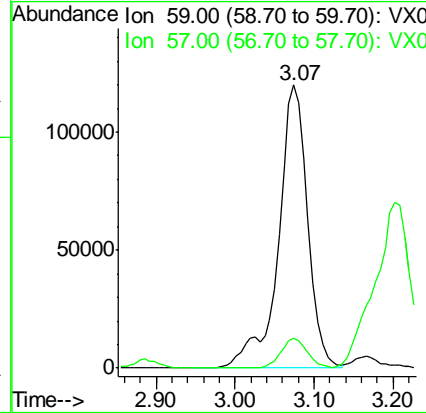





#11
 Tert butyl alcohol
 Concen: 310.780 ug/l
 RT: 3.07 min Scan# 315
 Delta R.T. 0.01 min
 Lab File: VX007534.D
 Acq: 13 Feb 2019 21:24

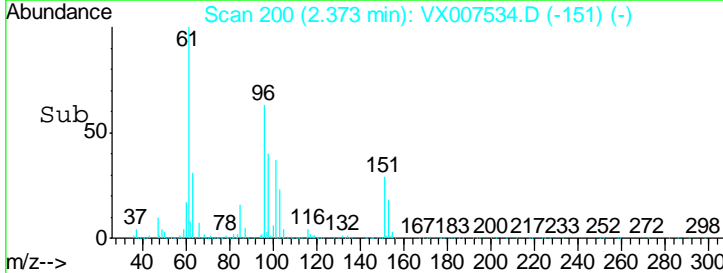
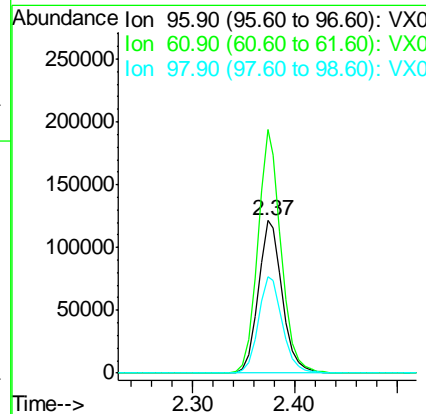
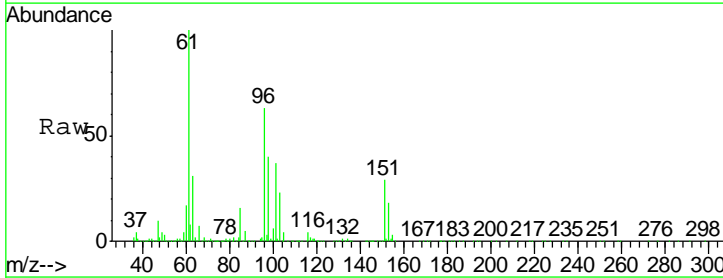
Instrument :
 MSVOA_X
 ClientSampled :
 MW-2-20190208MSD

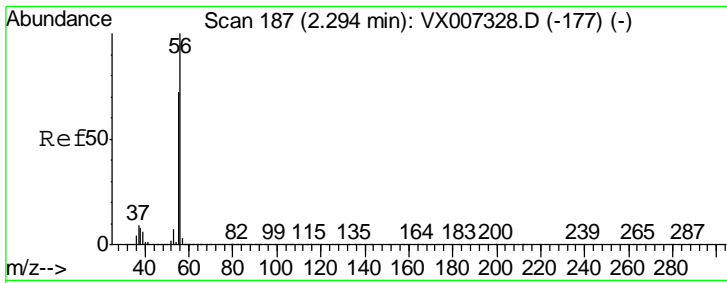
Tgt Ion	Resp	Lower	Upper
59	100		
57	9.2	8.1	12.1



#12
 1,1-Dichloroethene
 Concen: 46.147 ug/l
 RT: 2.37 min Scan# 200
 Delta R.T. 0.00 min
 Lab File: VX007534.D
 Acq: 13 Feb 2019 21:24

Tgt Ion	Resp	Lower	Upper
96	100		
61	159.8	123.0	184.4
98	63.6	50.9	76.3

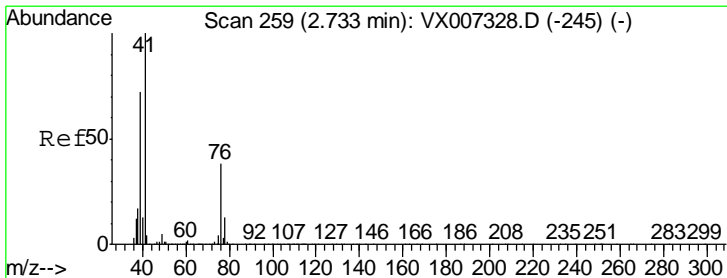
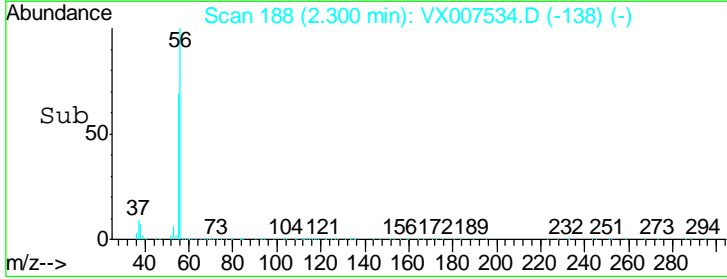
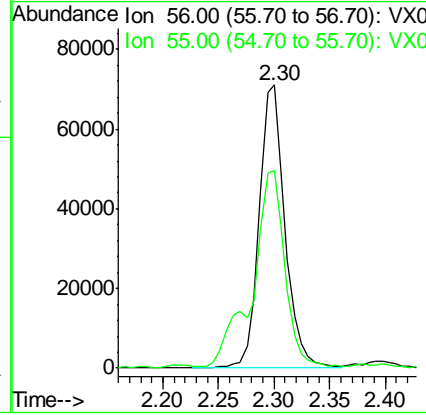
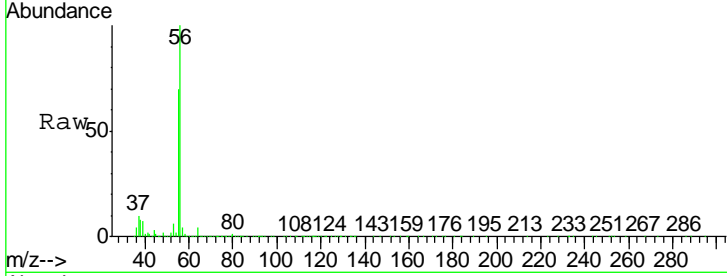




#13
 Acrolein
 Concen: 246.218 ug/l
 RT: 2.30 min Scan# 188
 Delta R.T. 0.01 min
 Lab File: VX007534.D
 Acq: 13 Feb 2019 21:24

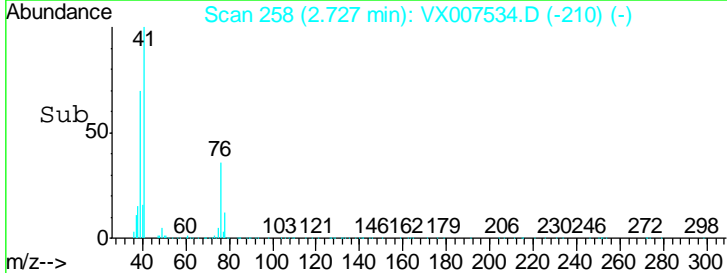
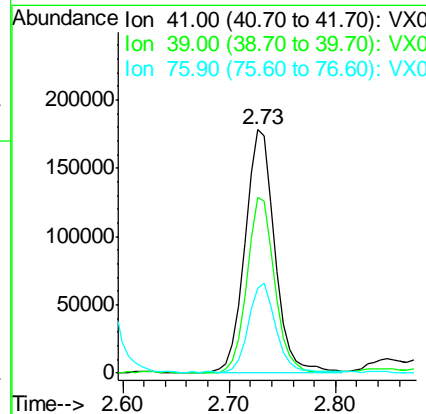

Instrument :
 MSVOA_X
 ClientSampleId :
 MW-2-20190208MSD

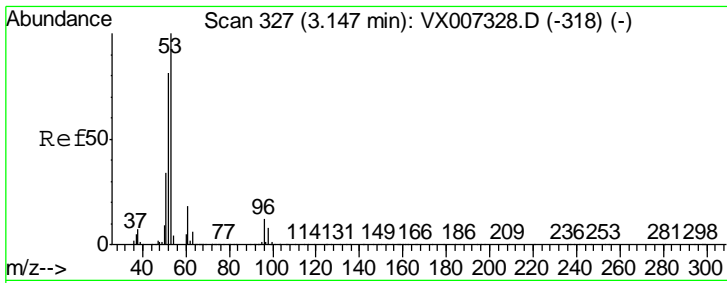
Tgt Ion: 56 Resp: 114615
 Ion Ratio Lower Upper
 56 100
 55 87.4 56.9 85.3#



#14
 Allyl chloride
 Concen: 49.735 ug/l
 RT: 2.73 min Scan# 258
 Delta R.T. -0.01 min
 Lab File: VX007534.D
 Acq: 13 Feb 2019 21:24

Tgt Ion: 41 Resp: 349668
 Ion Ratio Lower Upper
 41 100
 39 67.0 54.1 81.1
 76 33.7 27.8 41.8

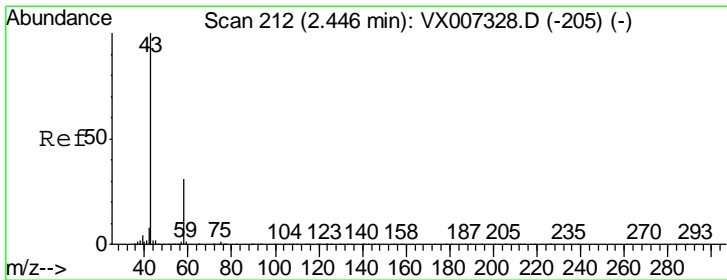
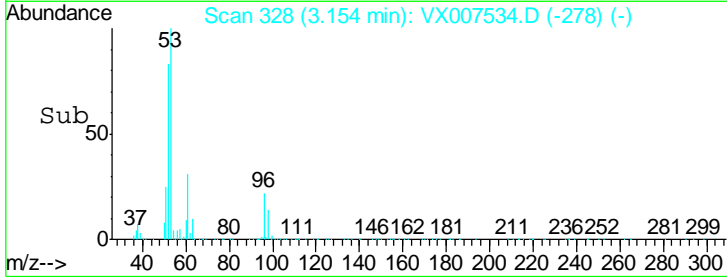
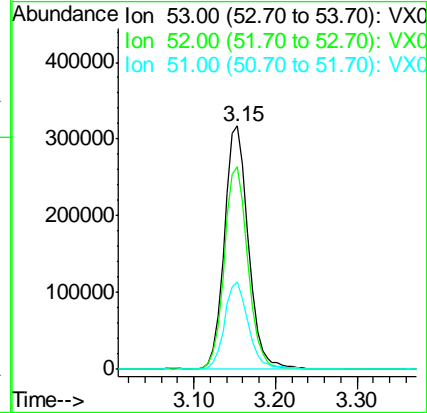
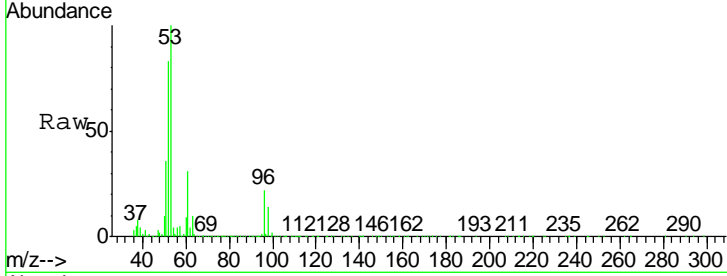




#15
 Acrylonitrile
 Concen: 263.243 ug/l
 RT: 3.15 min Scan# 328
 Delta R.T. 0.01 min
 Lab File: VX007534.D
 Acq: 13 Feb 2019 21:24

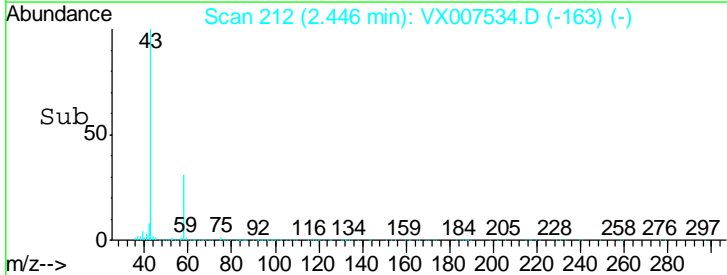
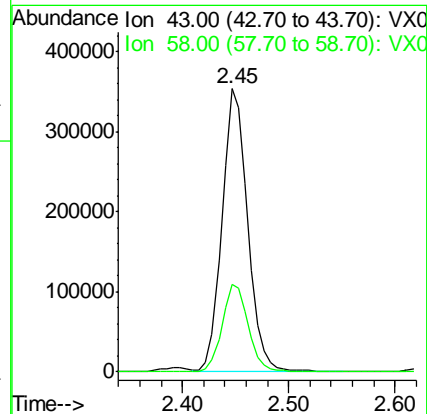
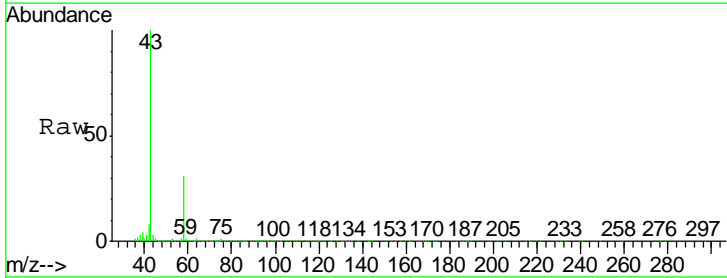
Instrument :
 MSVOA_X
 ClientSampleId :
 MW-2-20190208MSD

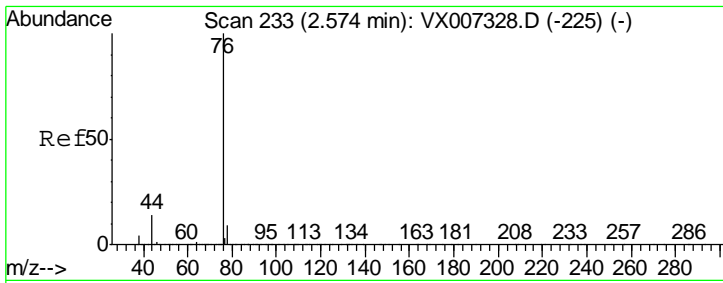
Tgt Ion	Resp	Lower	Upper
53	100		
52	82.2	66.4	99.6
51	35.9	28.4	42.6



#16
 Acetone
 Concen: 268.270 ug/l
 RT: 2.45 min Scan# 212
 Delta R.T. 0.00 min
 Lab File: VX007534.D
 Acq: 13 Feb 2019 21:24

Tgt Ion	Resp	Lower	Upper
43	100		
58	30.8	24.9	37.3

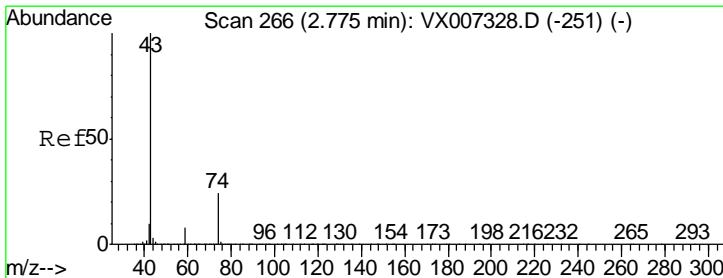
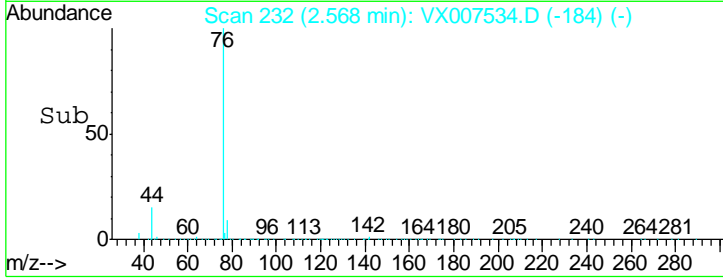
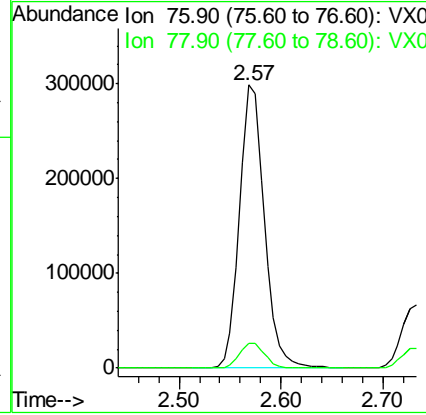
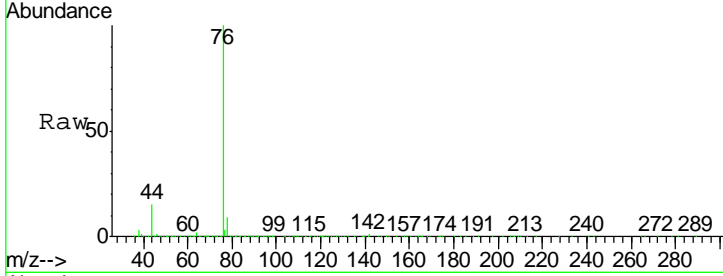




#17
 Carbon Disulfide
 Concen: 44.775 ug/l
 RT: 2.57 min Scan# 232
 Delta R.T. -0.01 min
 Lab File: VX007534.D
 Acq: 13 Feb 2019 21:24

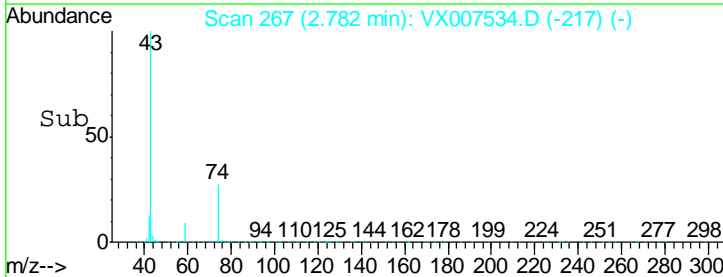
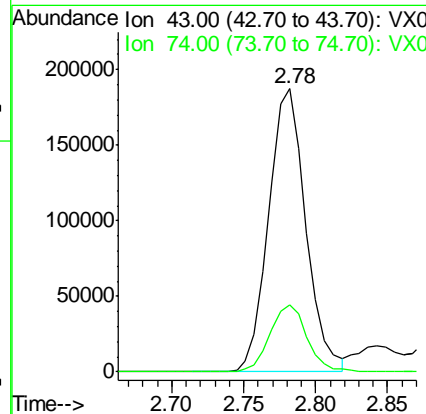
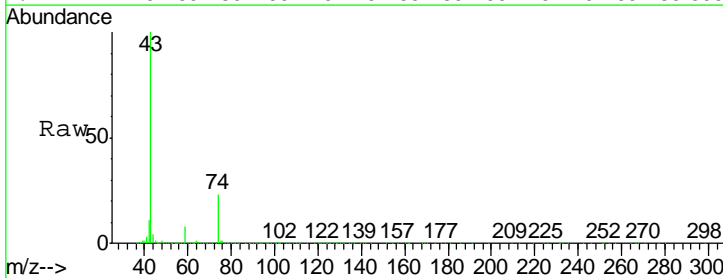
Instrument :
 MSVOA_X
 ClientSampleID :
 MW-2-20190208MSD

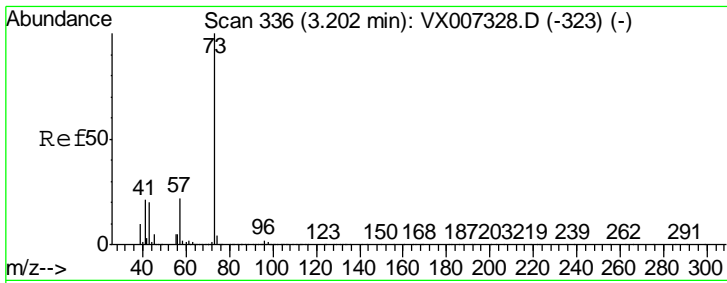
Tgt Ion: 76 Resp: 502593
 Ion Ratio Lower Upper
 76 100
 78 8.8 7.1 10.7



#18
 Methyl Acetate
 Concen: 58.382 ug/l
 RT: 2.78 min Scan# 267
 Delta R.T. 0.01 min
 Lab File: VX007534.D
 Acq: 13 Feb 2019 21:24

Tgt Ion: 43 Resp: 334817
 Ion Ratio Lower Upper
 43 100
 74 23.7 19.4 29.2

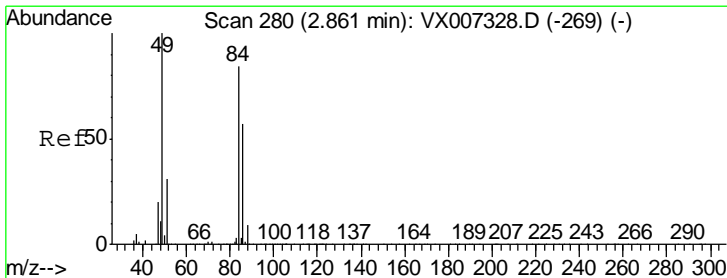
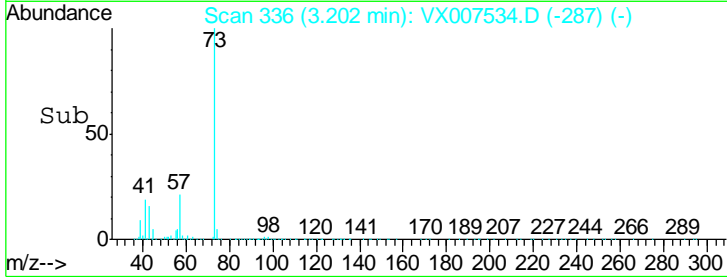
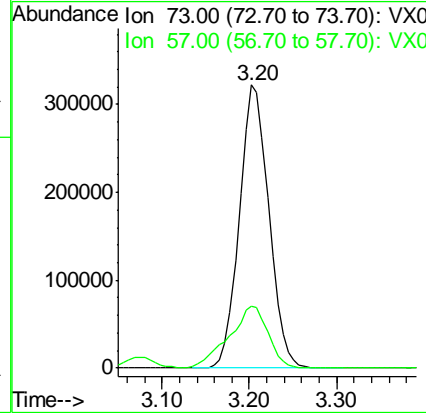





#19
 Methyl tert-butyl Ether
 Concen: 54.067 ug/l
 RT: 3.20 min Scan# 336
 Delta R.T. 0.00 min
 Lab File: VX007534.D
 Acq: 13 Feb 2019 21:24

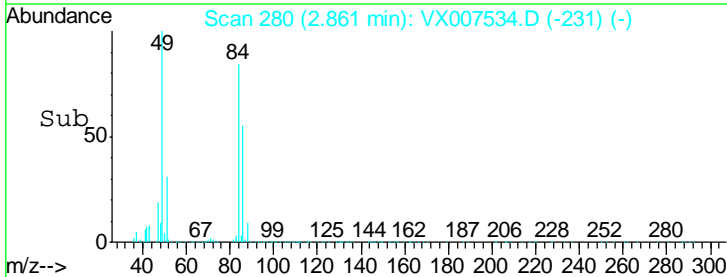
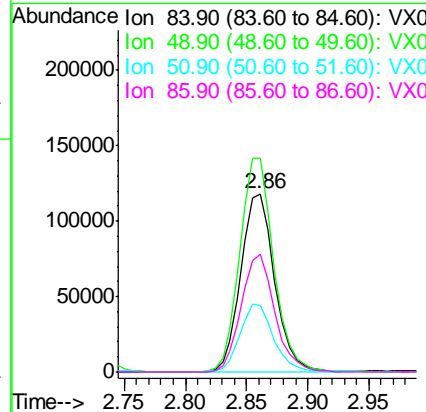
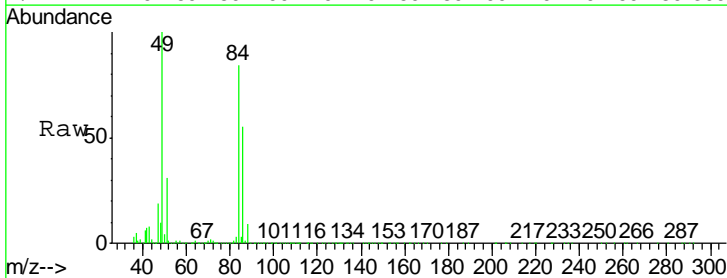
Instrument :
 MSVOA_X
 ClientSampled :
 MW-2-20190208MSD

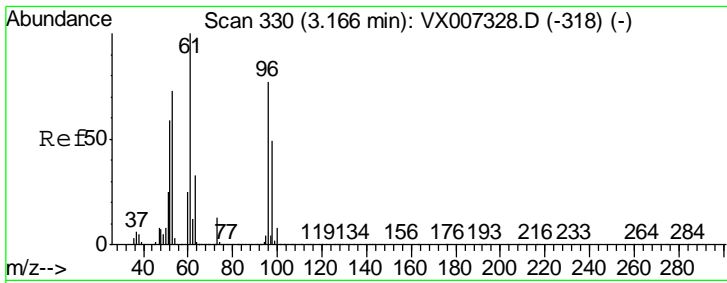
Tgt Ion: 73 Resp: 755813
 Ion Ratio Lower Upper
 73 100
 57 21.7 17.8 26.8



#20
 Methylene Chloride
 Concen: 50.573 ug/l
 RT: 2.86 min Scan# 280
 Delta R.T. 0.00 min
 Lab File: VX007534.D
 Acq: 13 Feb 2019 21:24

Tgt Ion: 84 Resp: 226958
 Ion Ratio Lower Upper
 84 100
 49 119.6 94.8 142.2
 51 37.4 29.8 44.8
 86 66.3 54.1 81.1

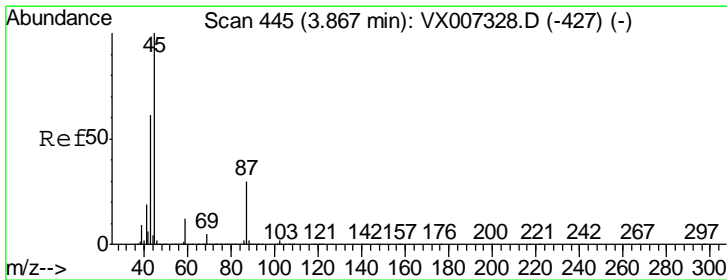
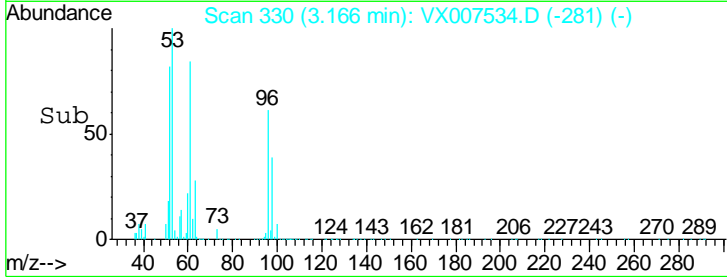
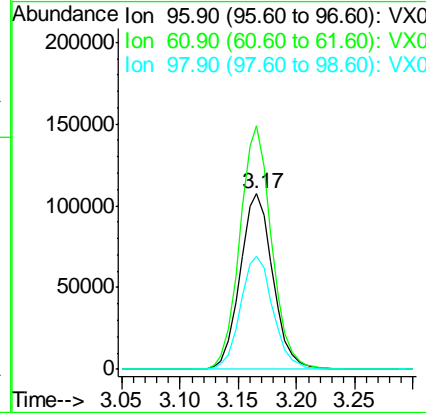
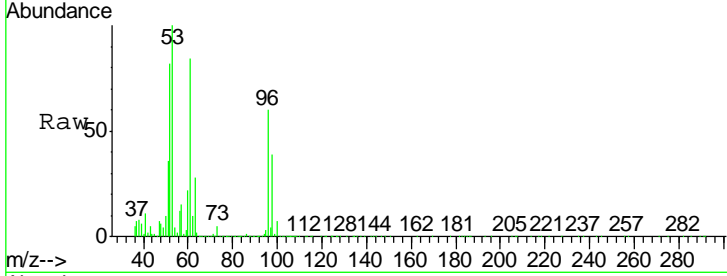




#21
 trans-1,2-Dichloroethene
 Concen: 45.722 ug/l
 RT: 3.17 min Scan# 330
 Delta R.T. 0.00 min
 Lab File: VX007534.D
 Acq: 13 Feb 2019 21:24

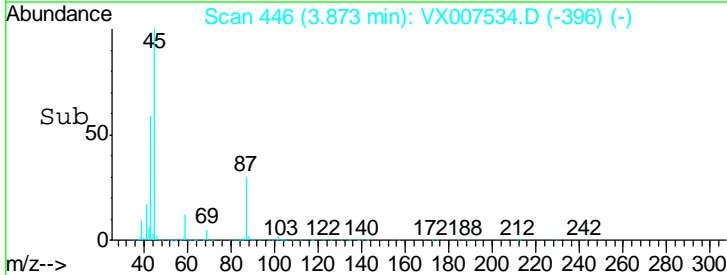
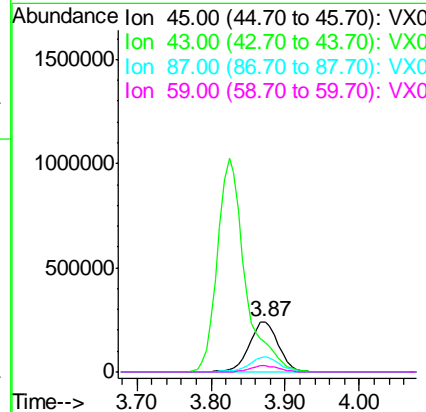
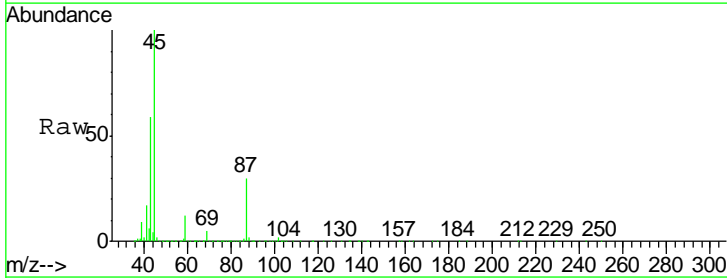
Instrument :
 MSVOA_X
 ClientSampleId :
 MW-2-20190208MSD

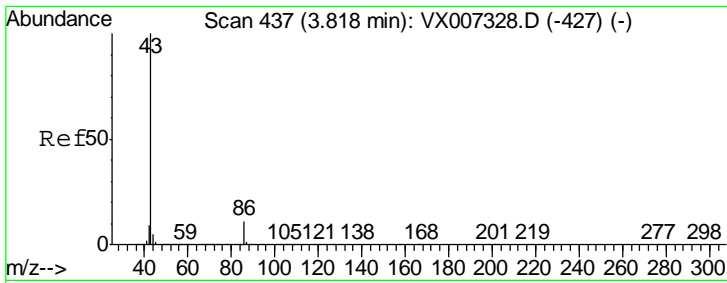
Tgt Ion	Resp	Lower	Upper
96	210161		
96	100		
61	138.8	104.6	156.8
98	64.5	51.0	76.4



#22
 Diisopropyl ether
 Concen: 51.499 ug/l
 RT: 3.87 min Scan# 446
 Delta R.T. 0.01 min
 Lab File: VX007534.D
 Acq: 13 Feb 2019 21:24

Tgt Ion	Resp	Lower	Upper
45	666009		
45	100		
43	58.3	48.9	73.3
87	30.4	23.9	35.9
59	11.7	9.6	14.4

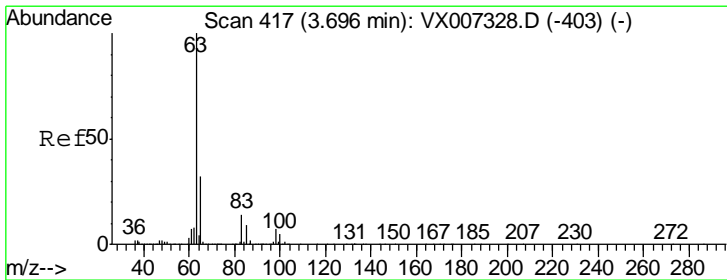
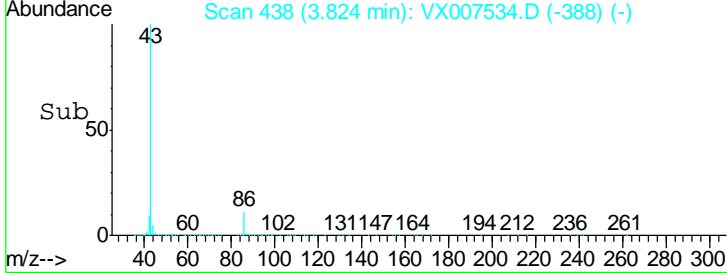
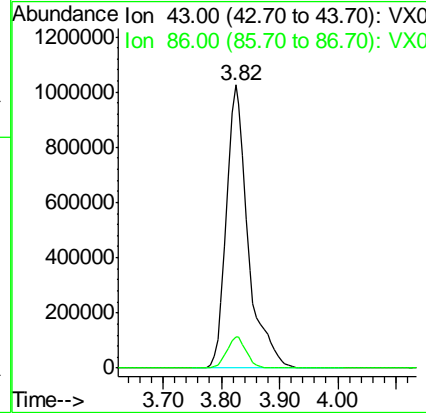
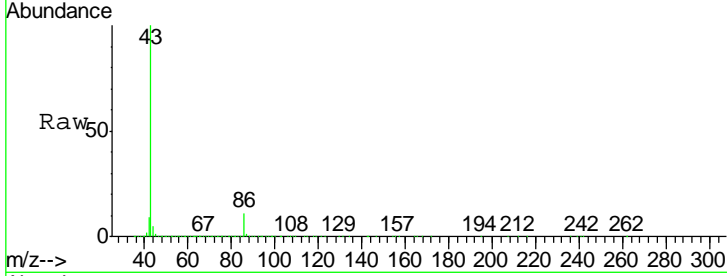




#23
 Vinyl Acetate
 Concen: 246.300 ug/l
 RT: 3.82 min Scan# 438
 Delta R.T. 0.01 min
 Lab File: VX007534.D
 Acq: 13 Feb 2019 21:24

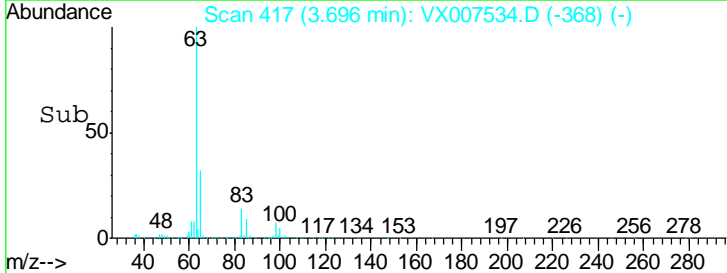
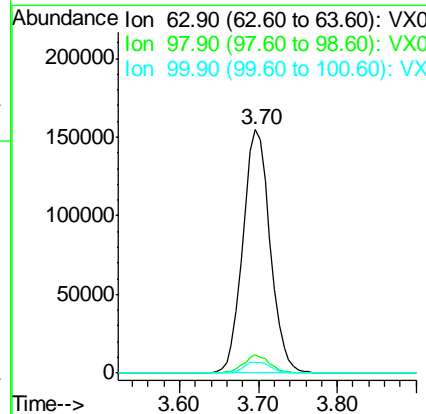
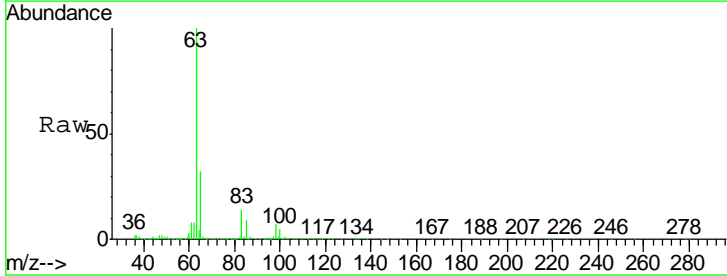
Instrument :
 MSVOA_X
 ClientSampleId :
 MW-2-20190208MSD

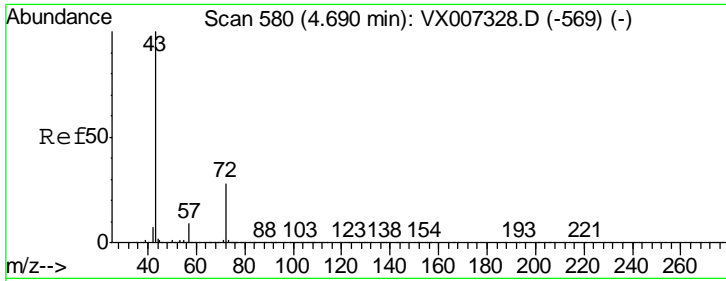
Tgt Ion: 43 Resp: 2643202
 Ion Ratio Lower Upper
 43 100
 86 11.0 8.7 13.1



#24
 1,1-Dichloroethane
 Concen: 50.152 ug/l
 RT: 3.70 min Scan# 417
 Delta R.T. 0.00 min
 Lab File: VX007534.D
 Acq: 13 Feb 2019 21:24

Tgt Ion: 63 Resp: 372471
 Ion Ratio Lower Upper
 63 100
 98 7.5 3.6 10.8
 100 4.5 2.5 7.4

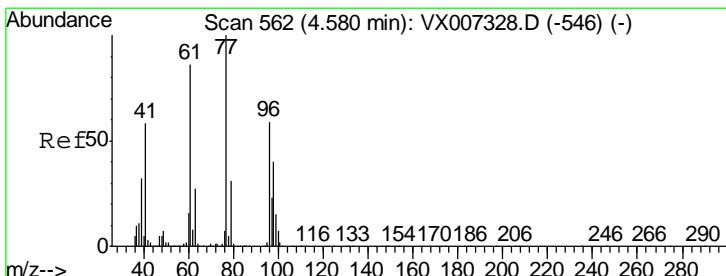
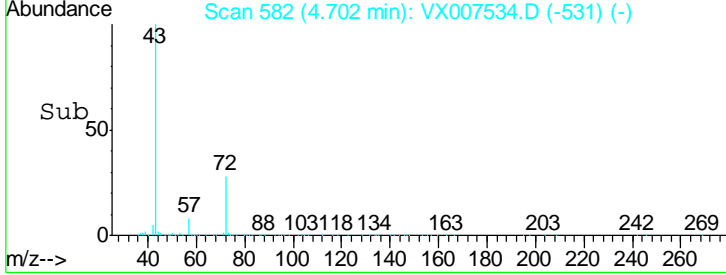
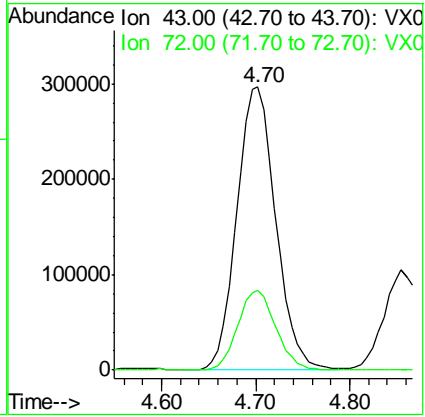
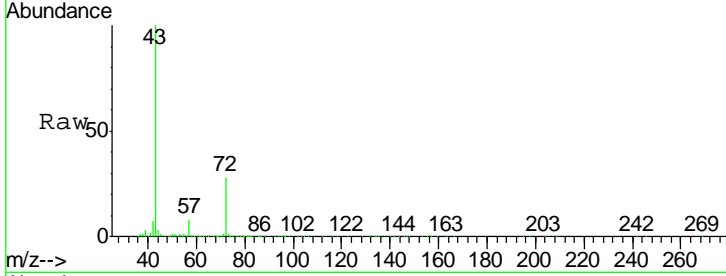




#25
 2-Butanone
 Concen: 272.480 ug/l
 RT: 4.70 min Scan# 582
 Delta R.T. 0.01 min
 Lab File: VX007534.D
 Acq: 13 Feb 2019 21:24

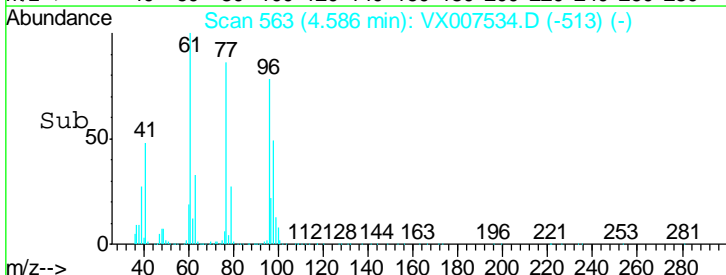
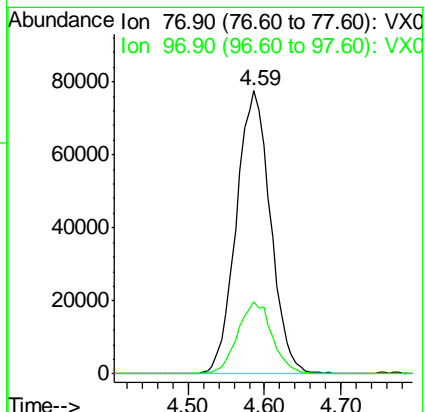
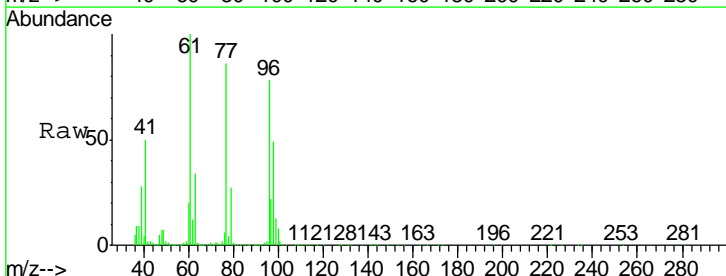
Instrument : MSVOA_X
 ClientSampled : MW-2-20190208MSD

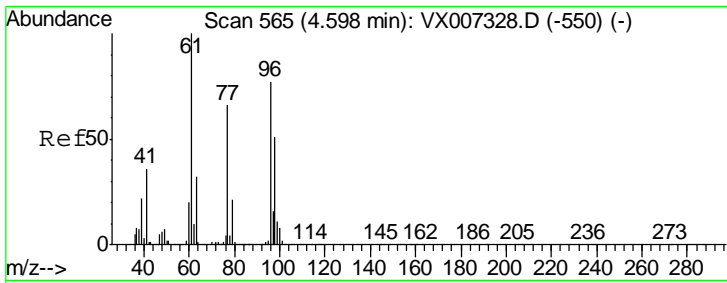
Tgt Ion	Resp	Lower	Upper
43	852043		
72	28.2	22.2	33.2



#26
 2,2-Dichloropropane
 Concen: 42.551 ug/l
 RT: 4.59 min Scan# 563
 Delta R.T. 0.01 min
 Lab File: VX007534.D
 Acq: 13 Feb 2019 21:24

Tgt Ion	Resp	Lower	Upper
77	240667		
97	25.5	12.1	36.3

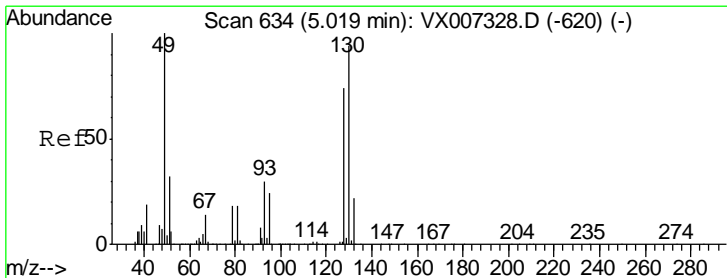
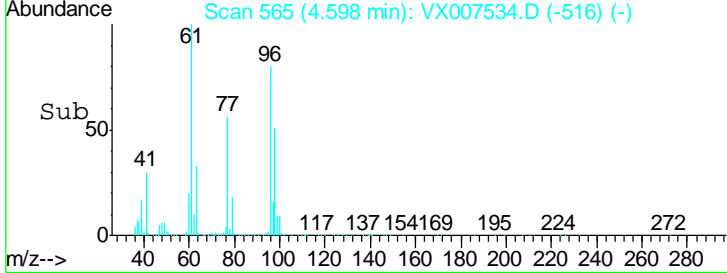
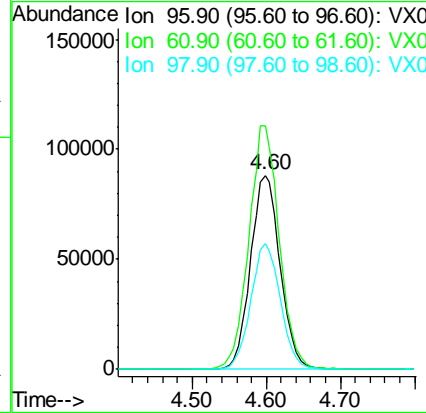
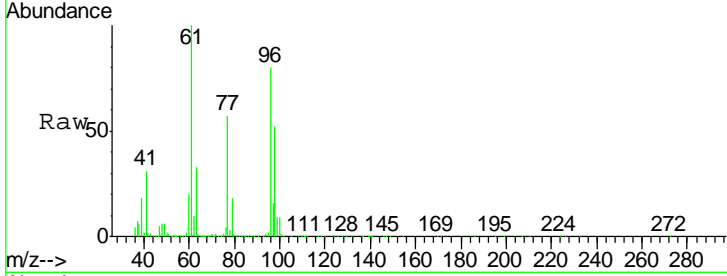




#27
 cis-1,2-Dichloroethene
 Concen: 48.992 ug/l
 RT: 4.60 min Scan# 565
 Delta R.T. 0.00 min
 Lab File: VX007534.D
 Acq: 13 Feb 2019 21:24

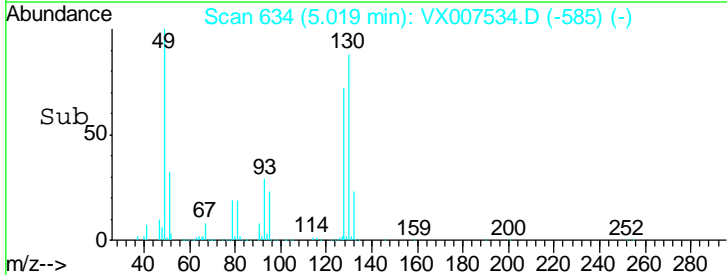
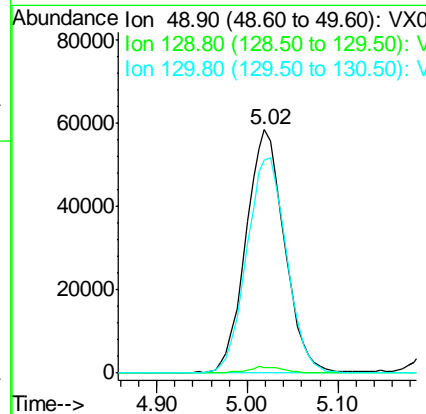
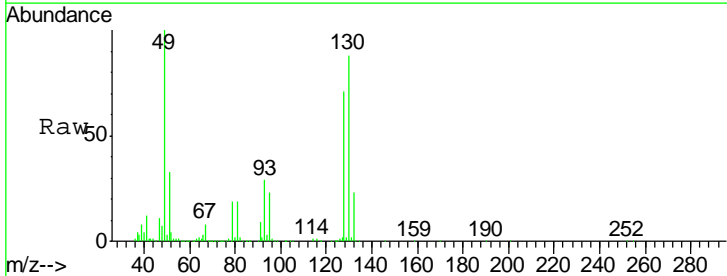
Instrument :
 MSVOA_X
 ClientSampled :
 MW-2-20190208MSD

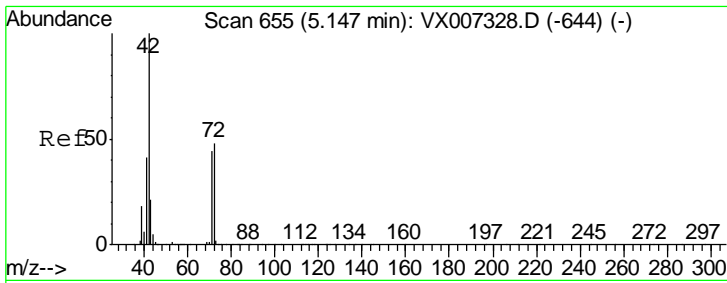
Tgt Ion	Resp	Lower	Upper
96	245965		
Ion Ratio			
96	100		
61	128.9	0.0	265.6
98	65.1	0.0	131.6



#28
 Bromochloromethane
 Concen: 50.157 ug/l
 RT: 5.02 min Scan# 634
 Delta R.T. 0.00 min
 Lab File: VX007534.D
 Acq: 13 Feb 2019 21:24

Tgt Ion	Resp	Lower	Upper
49	171301		
Ion Ratio			
49	100		
129	2.6	0.0	5.6
130	92.2	75.6	113.4

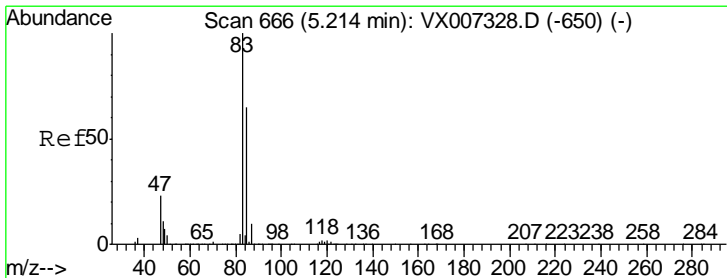
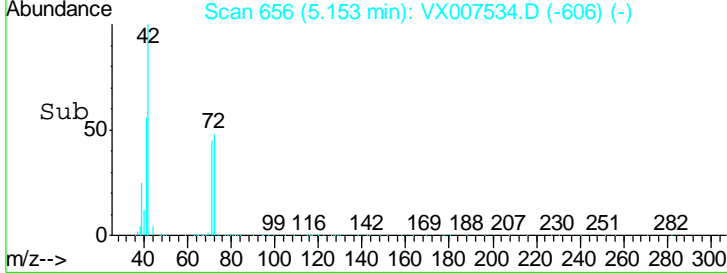
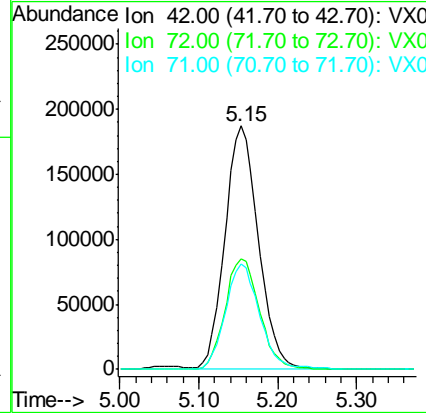





#29
 Tetrahydrofuran
 Concen: 280.839 ug/l
 RT: 5.15 min Scan# 656
 Delta R.T. 0.01 min
 Lab File: VX007534.D
 Acq: 13 Feb 2019 21:24

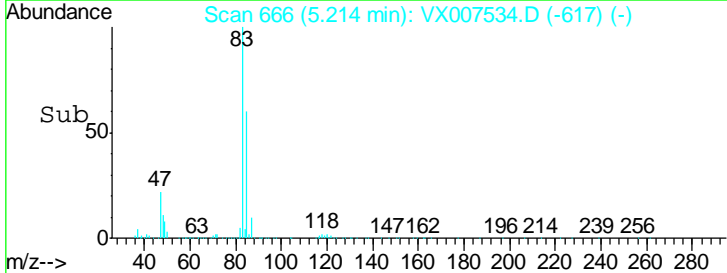
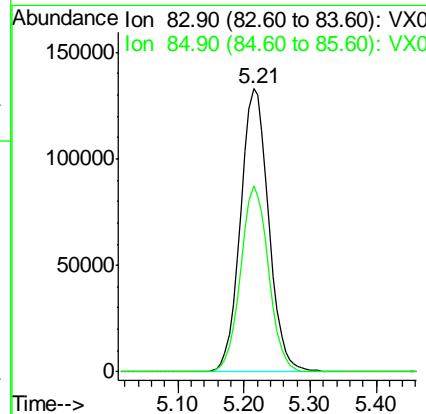
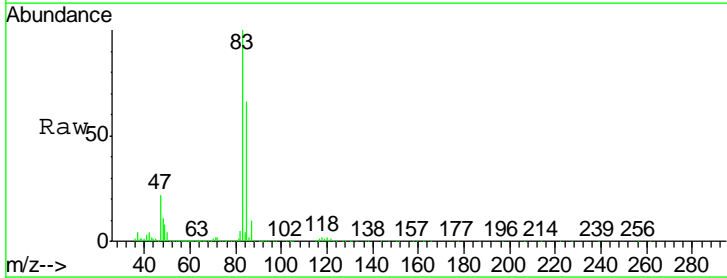
Instrument :
 MSVOA_X
 ClientSampleId :
 MW-2-20190208MSD

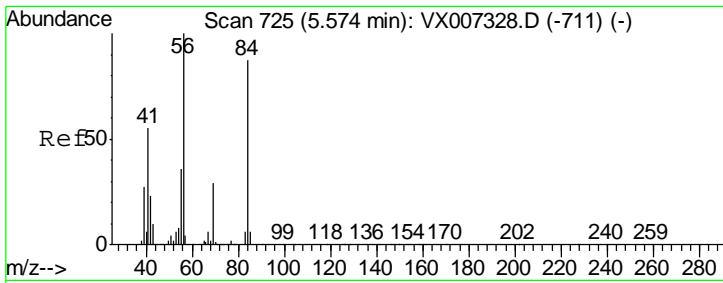
Tgt Ion	Resp	Lower	Upper
42	100		
72	47.1	37.6	56.4
71	44.7	34.6	51.8



#30
 Chloroform
 Concen: 50.811 ug/l
 RT: 5.21 min Scan# 666
 Delta R.T. 0.00 min
 Lab File: VX007534.D
 Acq: 13 Feb 2019 21:24

Tgt Ion	Resp	Lower	Upper
83	100		
85	65.7	51.6	77.4

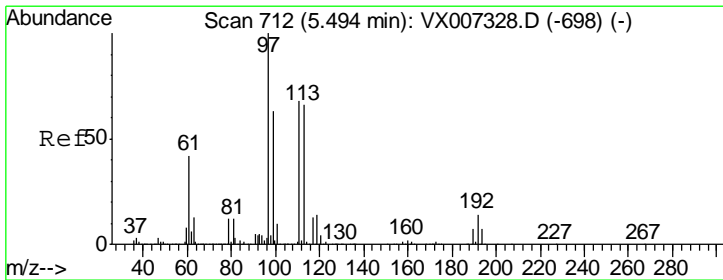
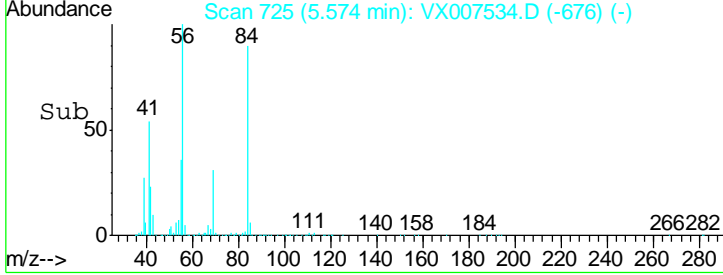
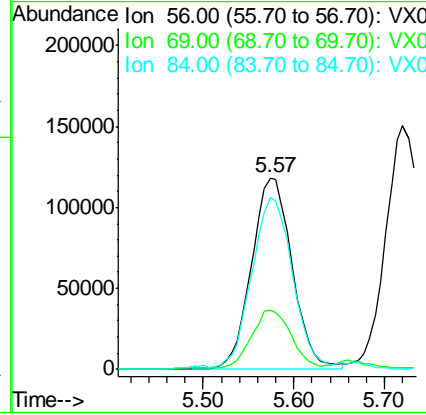
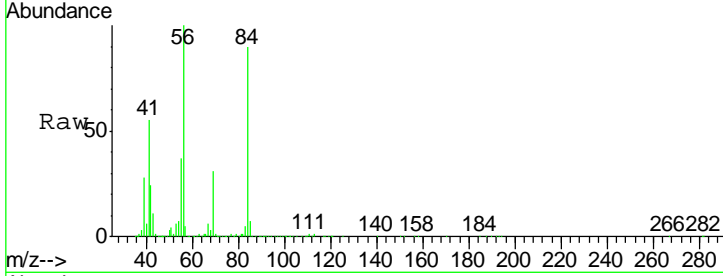




#31
 Cyclohexane
 Concen: 54.863 ug/l
 RT: 5.57 min Scan# 725
 Delta R.T. 0.00 min
 Lab File: VX007534.D
 Acq: 13 Feb 2019 21:24

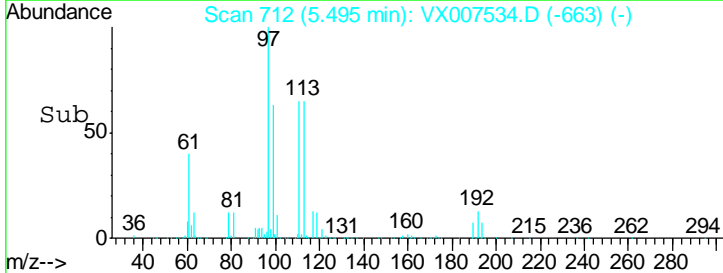
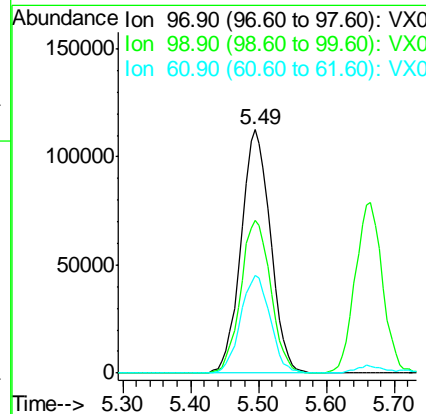
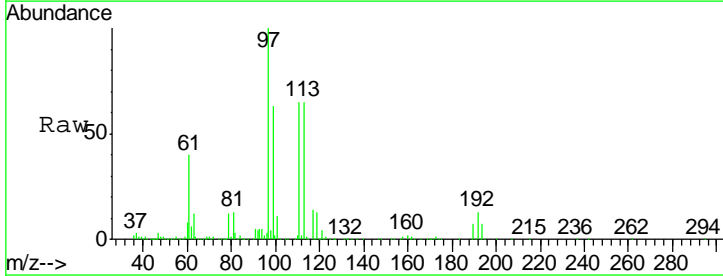
Instrument :
 MSVOA_X
 ClientSampleId :
 MW-2-20190208MSD

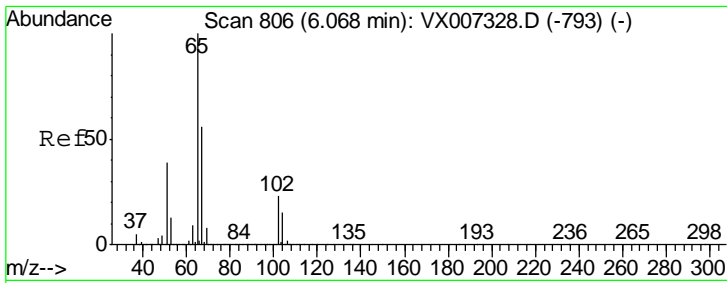
Tgt Ion	Resp	Lower	Upper
56	100		
69	30.5	23.0	34.6
84	88.2	69.8	104.6



#32
 1,1,1-Trichloroethane
 Concen: 51.705 ug/l
 RT: 5.49 min Scan# 712
 Delta R.T. 0.00 min
 Lab File: VX007534.D
 Acq: 13 Feb 2019 21:24

Tgt Ion	Resp	Lower	Upper
97	100		
99	63.9	52.2	78.2
61	40.2	32.7	49.1

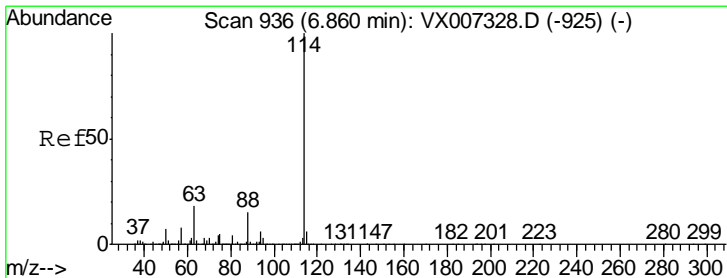
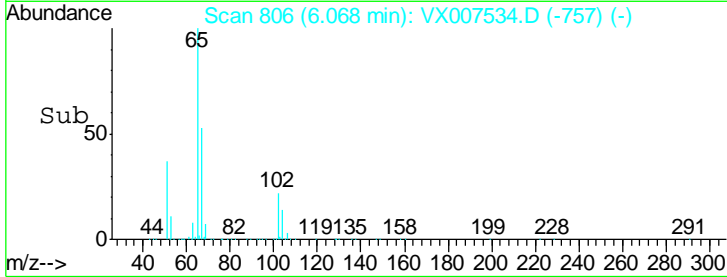
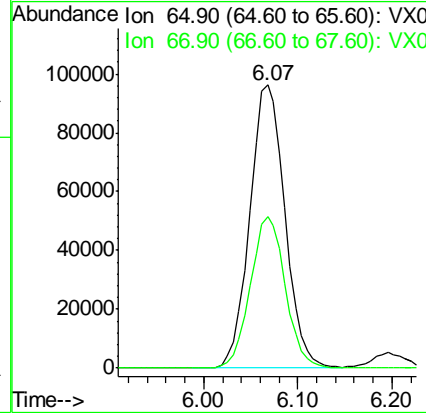
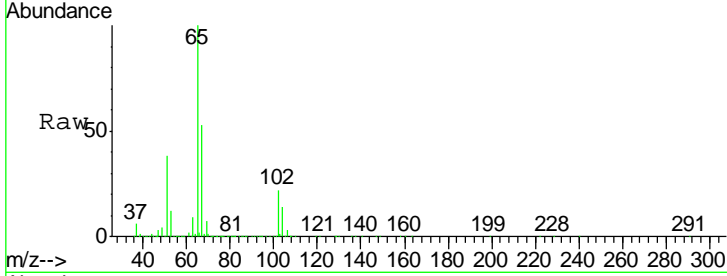




#33
 1,2-Dichloroethane-d4
 Concen: 52.265 ug/l
 RT: 6.07 min Scan# 806
 Delta R.T. 0.00 min
 Lab File: VX007534.D
 Acq: 13 Feb 2019 21:24

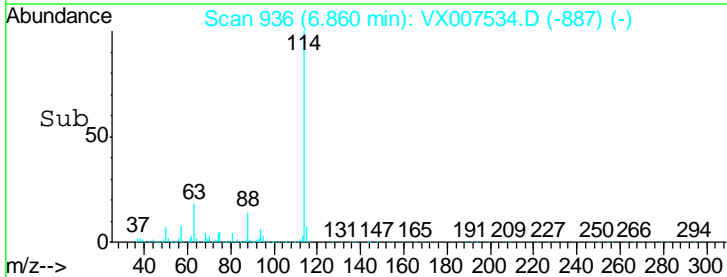
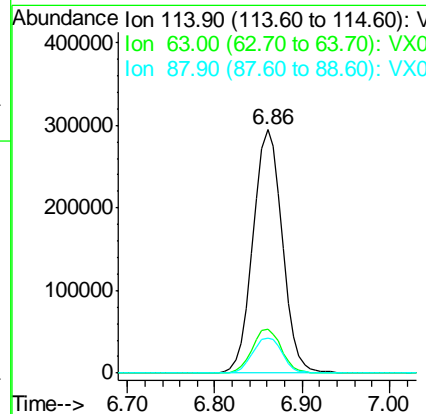
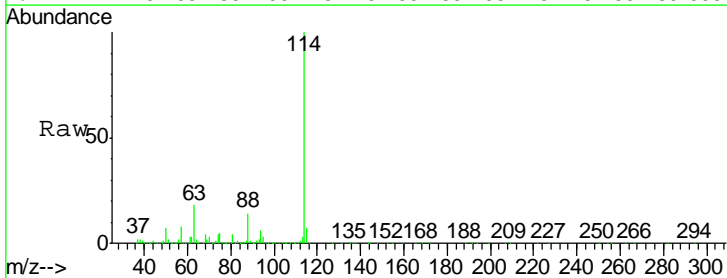
Instrument :
 MSVOA_X
 ClientSampled :
 MW-2-20190208MSD

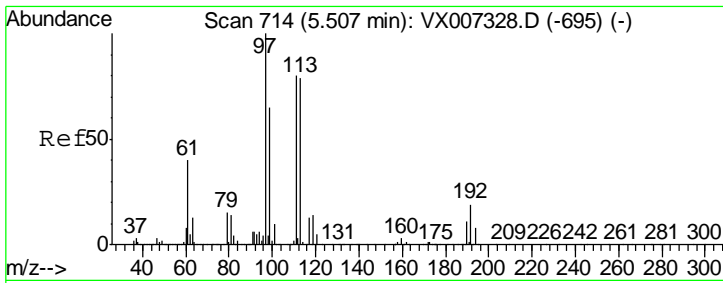
Tgt Ion: 65 Resp: 250706
 Ion Ratio Lower Upper
 65 100
 67 52.9 0.0 108.8



#34
 1,4-Difluorobenzene
 Concen: 50.000 ug/l
 RT: 6.86 min Scan# 936
 Delta R.T. 0.00 min
 Lab File: VX007534.D
 Acq: 13 Feb 2019 21:24

Tgt Ion: 114 Resp: 685567
 Ion Ratio Lower Upper
 114 100
 63 18.0 0.0 35.6
 88 14.2 0.0 29.6

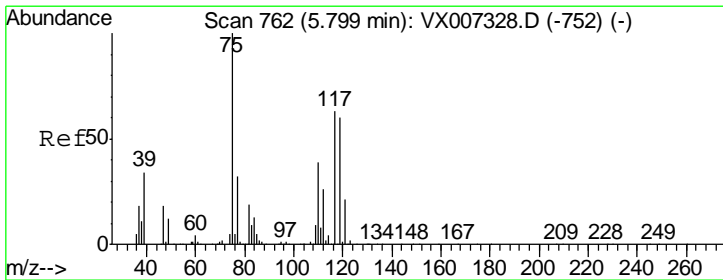
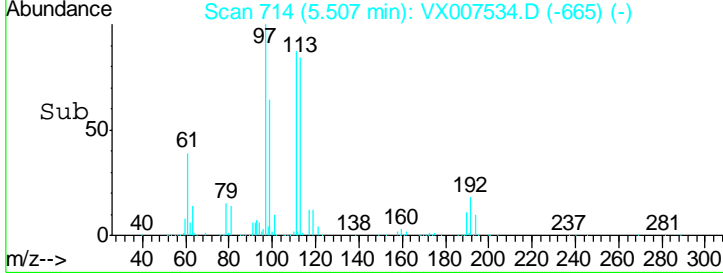
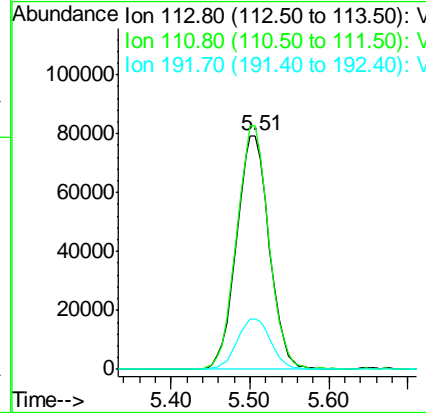
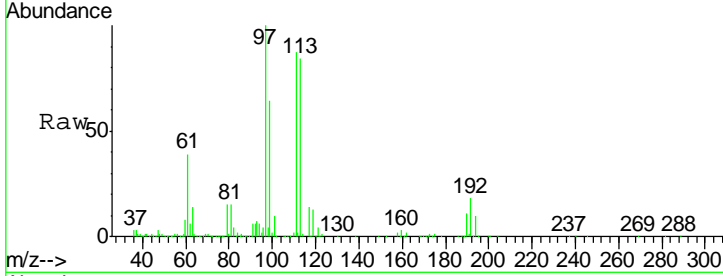




#35
 Dibromofluoromethane
 Concen: 51.266 ug/l
 RT: 5.51 min Scan# 714
 Delta R.T. 0.00 min
 Lab File: VX007534.D
 Acq: 13 Feb 2019 21:24

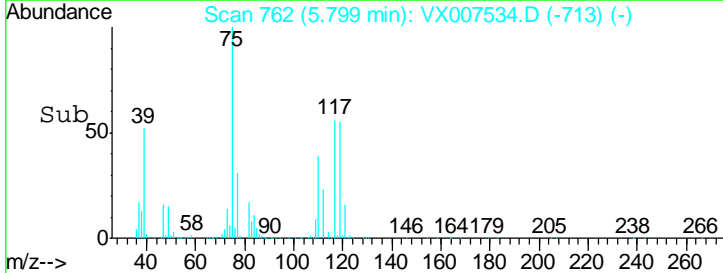
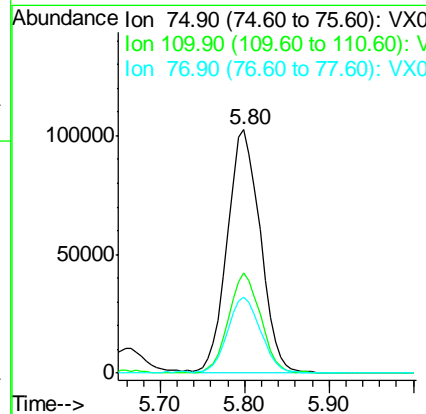
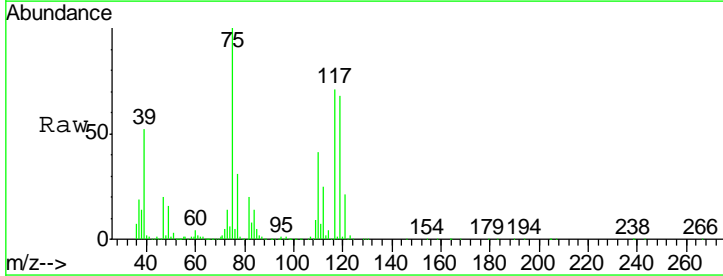
Instrument :
 MSVOA_X
 ClientSampled :
 MW-2-20190208MSD

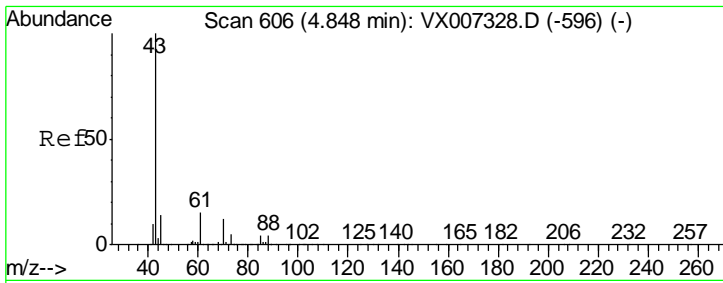
Tgt Ion	Resp	Lower	Upper
113	228683		
111	102.4	81.8	122.8
192	22.4	18.5	27.7



#36
 1,1-Dichloropropene
 Concen: 44.480 ug/l
 RT: 5.80 min Scan# 762
 Delta R.T. 0.00 min
 Lab File: VX007534.D
 Acq: 13 Feb 2019 21:24

Tgt Ion	Resp	Lower	Upper
75	273603		
110	40.2	20.0	59.9
77	31.2	24.7	37.1

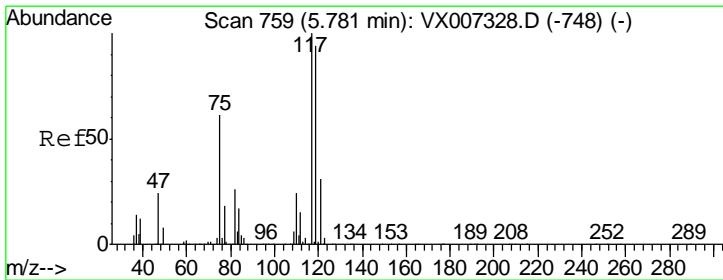
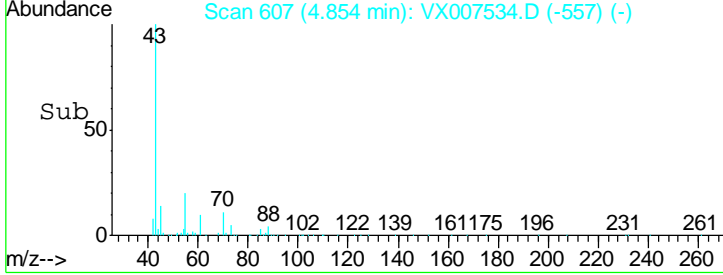
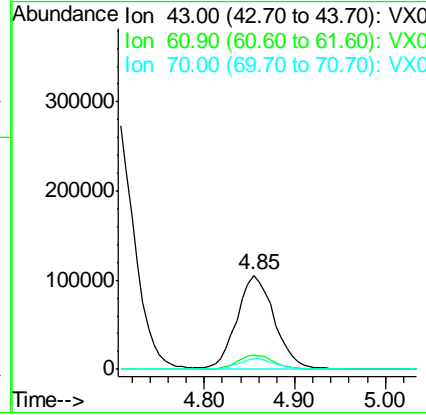
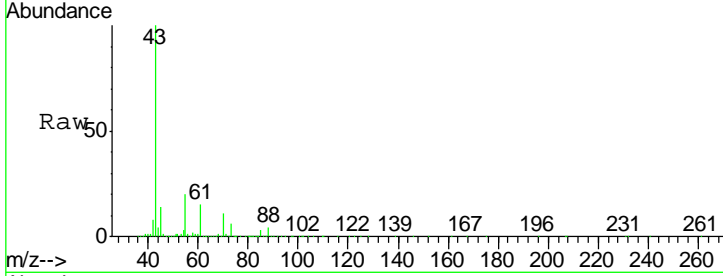




#37
Ethyl Acetate
Concen: 48.073 ug/l
RT: 4.85 min Scan# 607
Delta R.T. 0.01 min
Lab File: VX007534.D
Acq: 13 Feb 2019 21:24

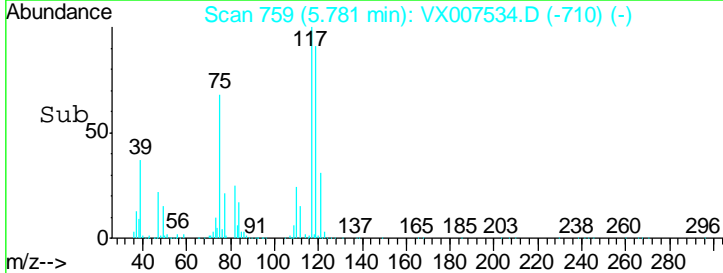
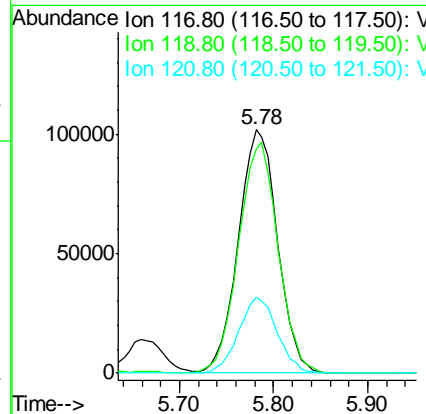
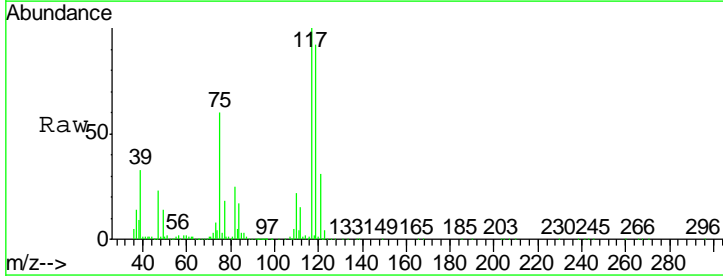
Instrument :
MSVOA_X
ClientSampled :
MW-2-20190208MSD

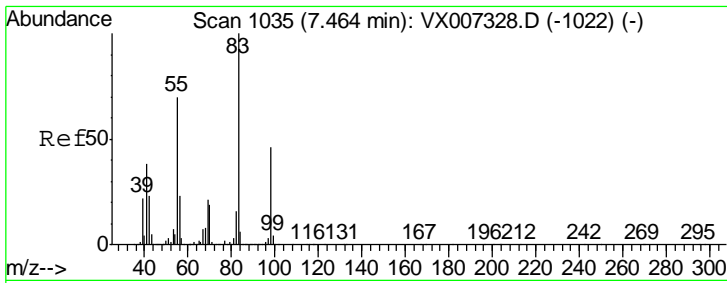
Tgt Ion	Resp	Lower	Upper
43	100		
61	14.6	11.3	16.9
70	10.9	8.6	13.0



#38
Carbon Tetrachloride
Concen: 49.382 ug/l
RT: 5.78 min Scan# 759
Delta R.T. 0.00 min
Lab File: VX007534.D
Acq: 13 Feb 2019 21:24

Tgt Ion	Resp	Lower	Upper
117	100		
119	92.0	75.3	112.9
121	31.1	25.0	37.4

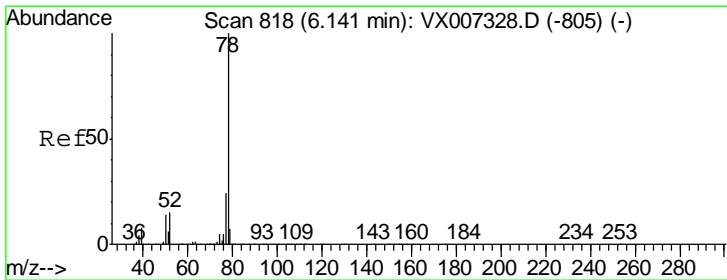
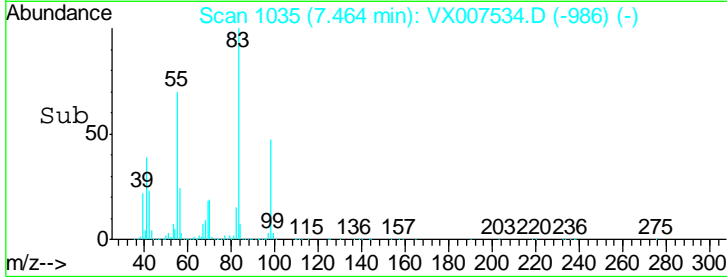
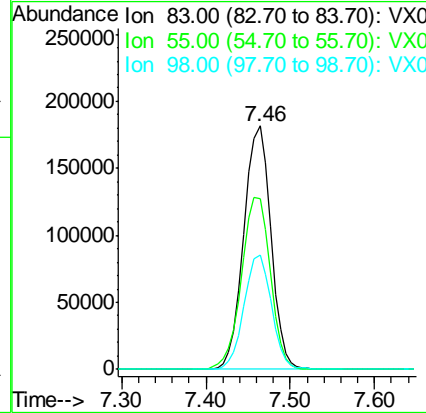
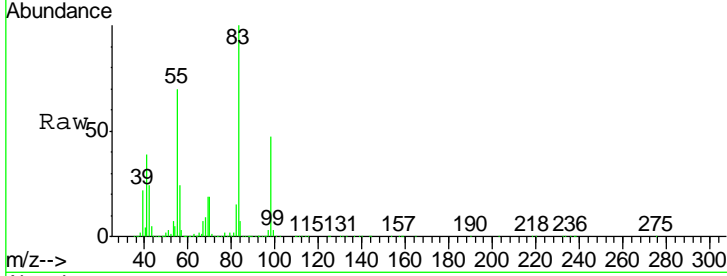




#39
 Methylcyclohexane
 Concen: 53.001 ug/l
 RT: 7.46 min Scan# 1035
 Delta R.T. 0.00 min
 Lab File: VX007534.D
 Acq: 13 Feb 2019 21:24

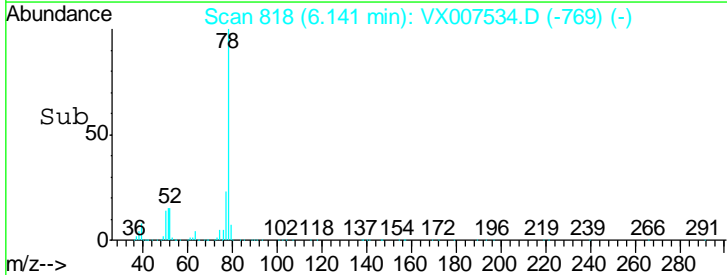
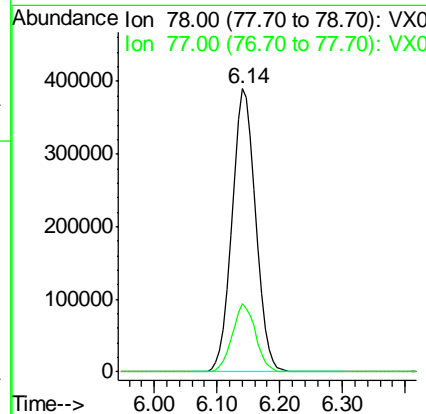
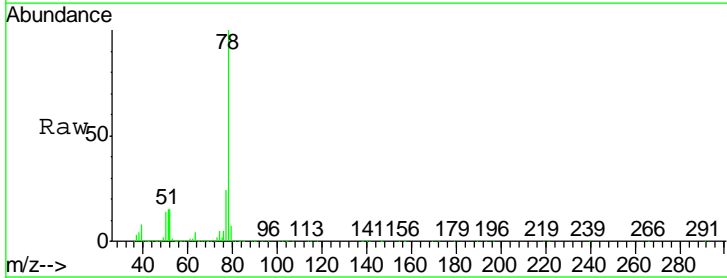
Instrument :
 MSVOA_X
 ClientSampleId :
 MW-2-20190208MSD

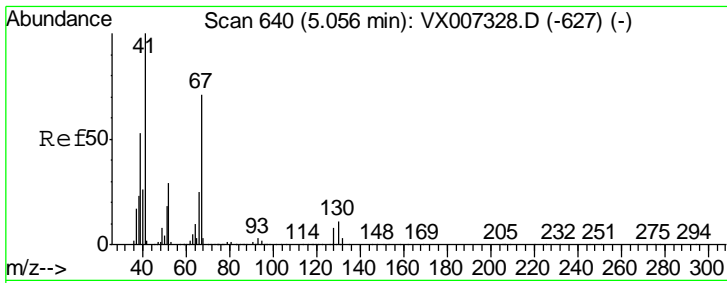
Tgt Ion	Resp	Lower	Upper
83	394449		
55	70.0	56.2	84.2
98	47.1	36.8	55.2



#40
 Benzene
 Concen: 56.018 ug/l
 RT: 6.14 min Scan# 818
 Delta R.T. 0.00 min
 Lab File: VX007534.D
 Acq: 13 Feb 2019 21:24

Tgt Ion	Resp	Lower	Upper
78	1015017		
77	24.0	19.3	28.9

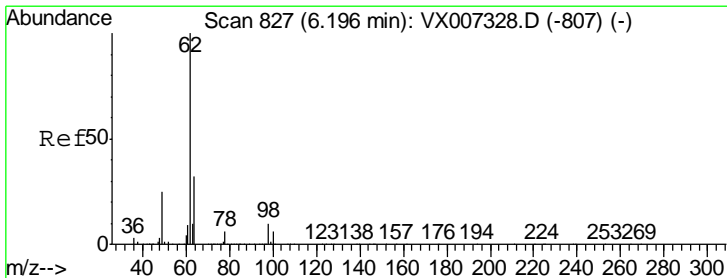
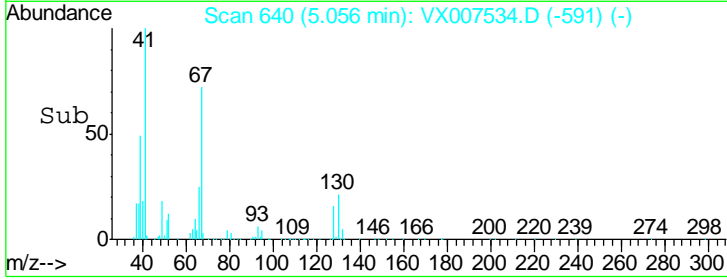
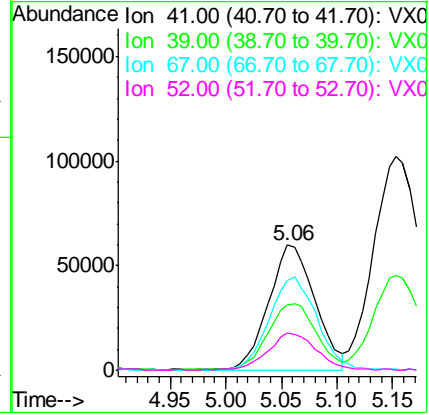
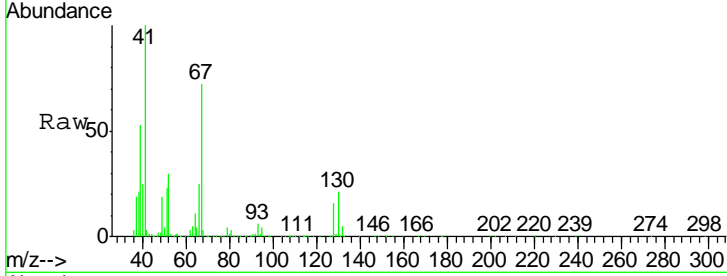




#41
 Methacrylonitrile
 Concen: 51.942 ug/l
 RT: 5.06 min Scan# 640
 Delta R.T. 0.00 min
 Lab File: VX007534.D
 Acq: 13 Feb 2019 21:24


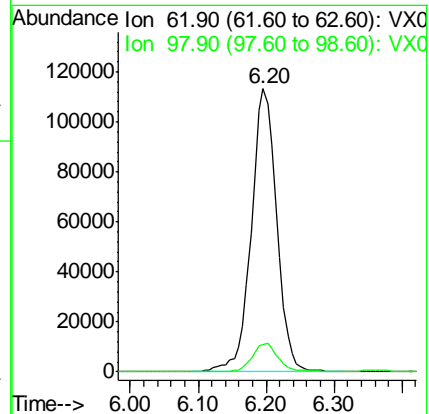
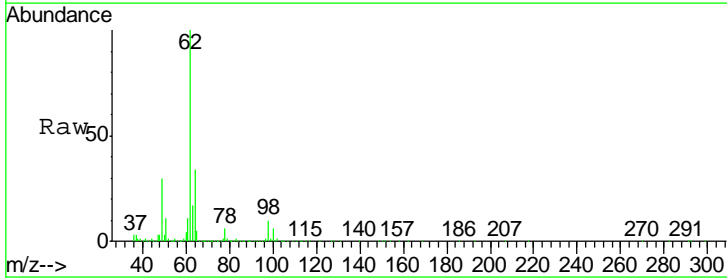
Instrument :
 MSVOA_X
 ClientSampleID :
 MW-2-20190208MSD

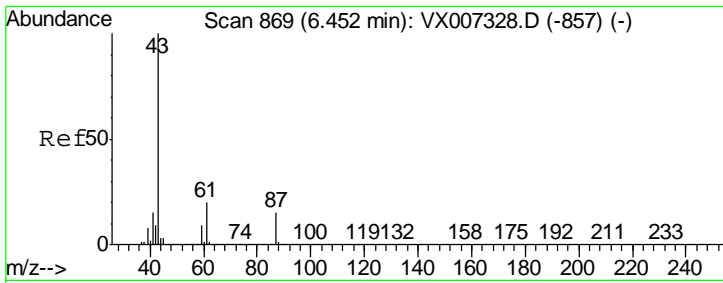
Tgt Ion	Resp	Lower	Upper
41	173101		
39	55.0	44.5	66.7
67	76.1	60.4	90.6
52	30.7	24.1	36.1



#42
 1,2-Dichloroethane
 Concen: 46.905 ug/l
 RT: 6.20 min Scan# 827
 Delta R.T. 0.00 min
 Lab File: VX007534.D
 Acq: 13 Feb 2019 21:24

Tgt Ion	Resp	Lower	Upper
62	294057		
98	10.7	0.0	19.0

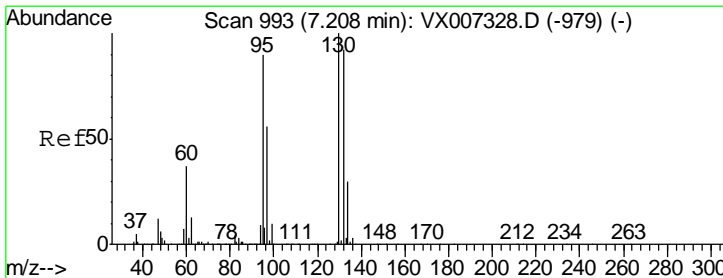
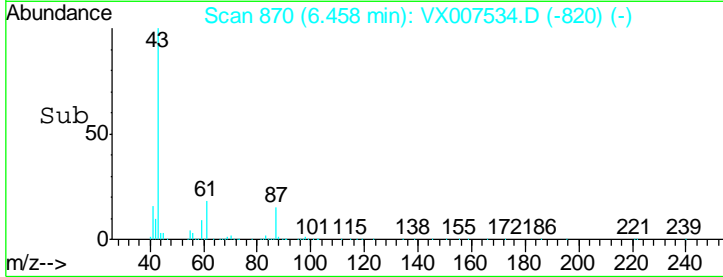
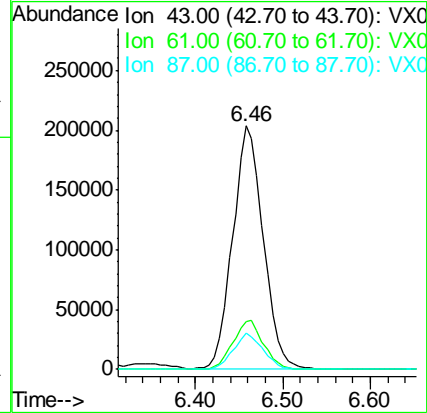
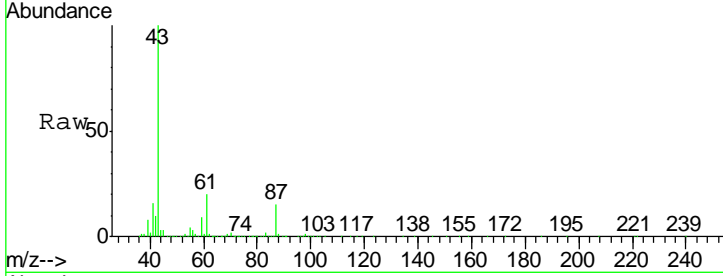




#43
 Isopropyl Acetate
 Concen: 51.335 ug/l
 RT: 6.46 min Scan# 870
 Delta R.T. 0.01 min
 Lab File: VX007534.D
 Acq: 13 Feb 2019 21:24

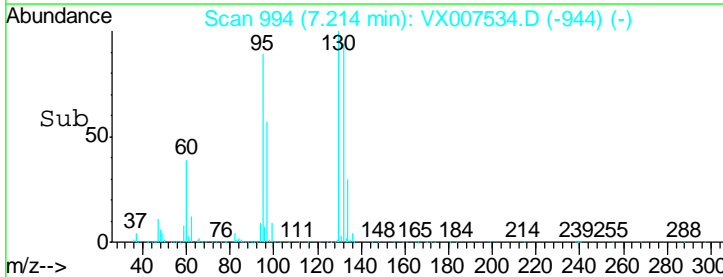
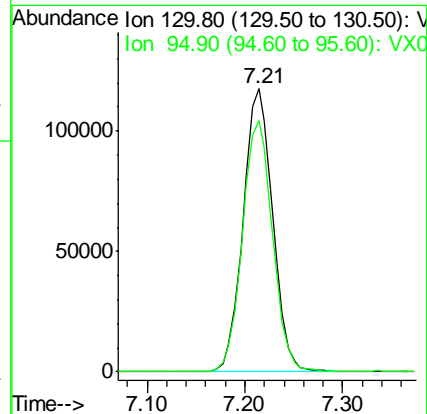
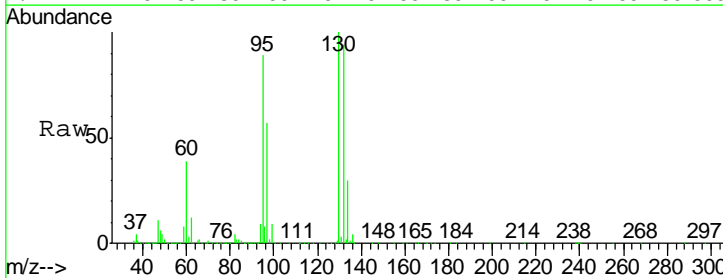
Instrument :
 MSVOA_X
 ClientSampled :
 MW-2-20190208MSD

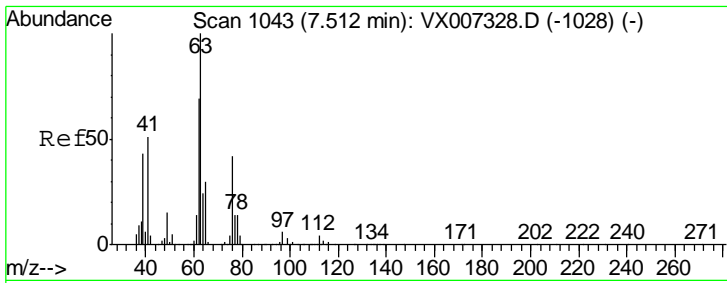
Tgt Ion	Resp	Lower	Upper
43	100		
61	20.3	16.1	24.1
87	14.6	11.5	17.3



#44
 Trichloroethene
 Concen: 45.114 ug/l
 RT: 7.21 min Scan# 994
 Delta R.T. 0.01 min
 Lab File: VX007534.D
 Acq: 13 Feb 2019 21:24

Tgt Ion	Resp	Lower	Upper
130	100		
95	88.7	0.0	180.0

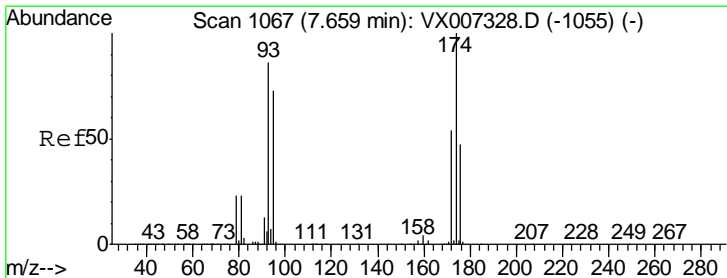
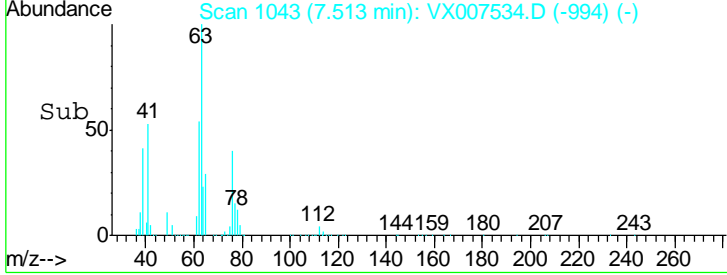
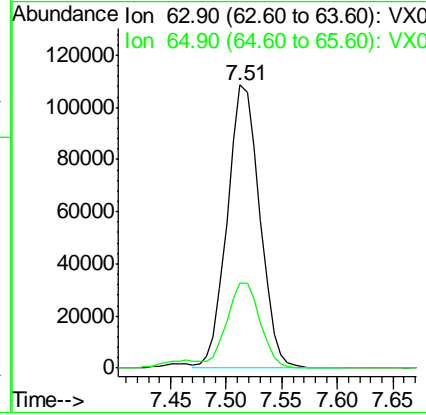
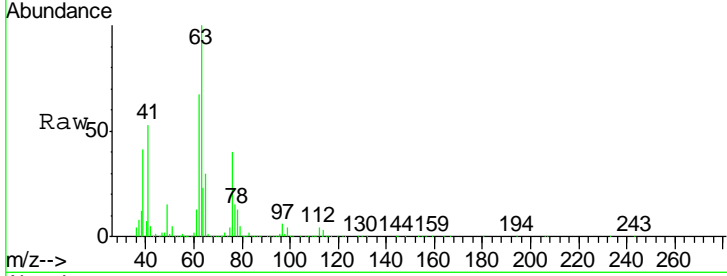




#45
 1,2-Dichloropropane
 Concen: 48.384 ug/l
 RT: 7.51 min Scan# 1043
 Delta R.T. 0.00 min
 Lab File: VX007534.D
 Acq: 13 Feb 2019 21:24

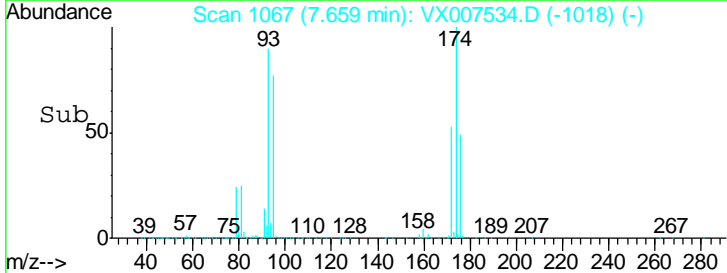
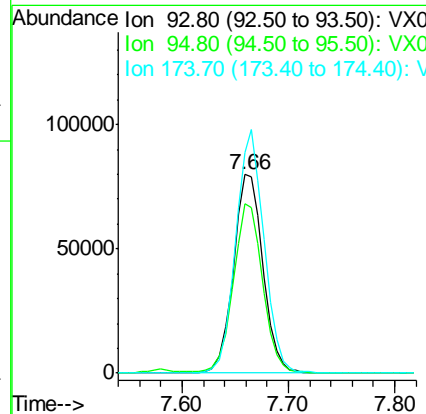
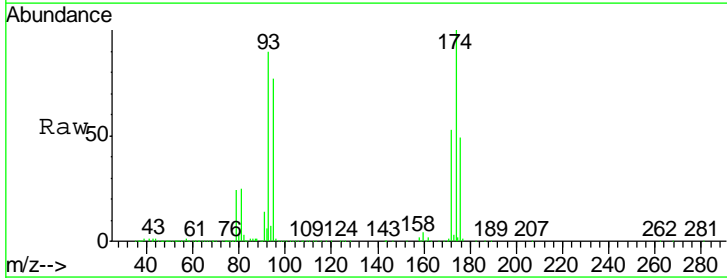
Instrument :
 MSVOA_X
 ClientSampleId :
 MW-2-20190208MSD

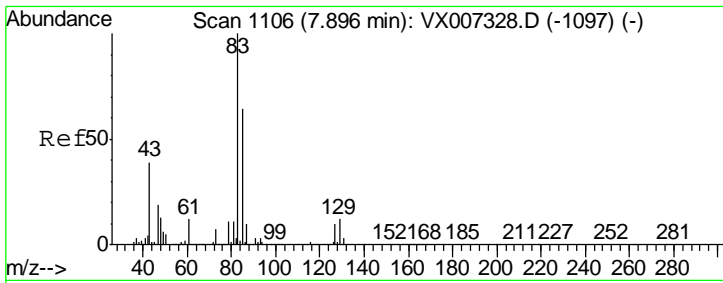
Tgt Ion	Resp	Lower	Upper
63	100		
65	30.1	24.2	36.2



#46
 Dibromomethane
 Concen: 46.969 ug/l
 RT: 7.66 min Scan# 1067
 Delta R.T. 0.00 min
 Lab File: VX007534.D
 Acq: 13 Feb 2019 21:24

Tgt Ion	Resp	Lower	Upper
93	100		
95	84.8	67.6	101.4
174	117.7	94.2	141.4

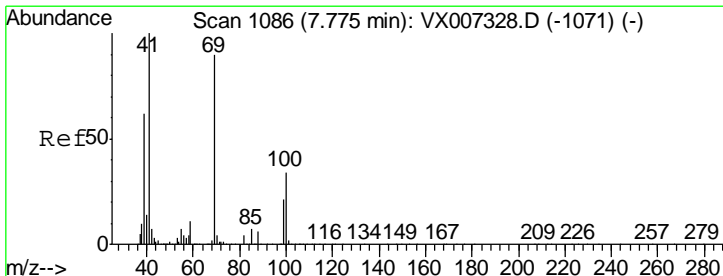
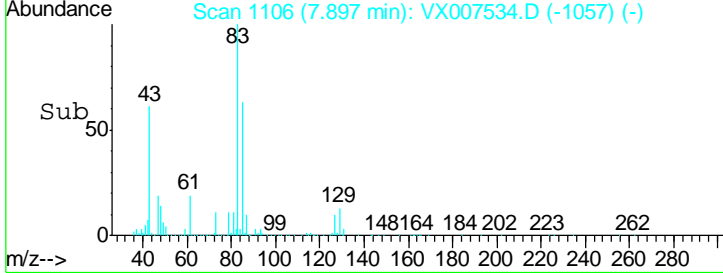
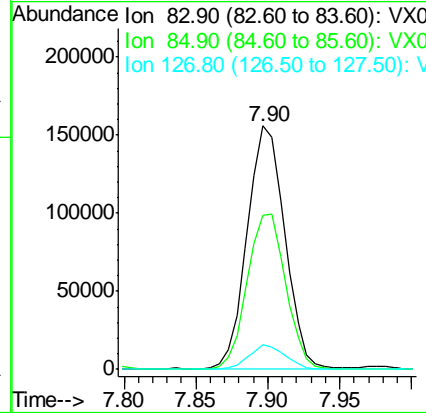
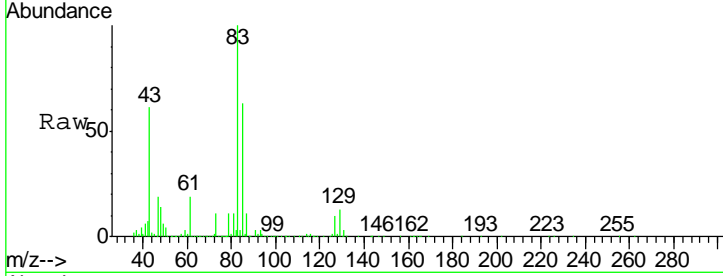




#47
 Bromodichloromethane
 Concen: 49.971 ug/l
 RT: 7.90 min Scan# 1106
 Delta R.T. 0.00 min
 Lab File: VX007534.D
 Acq: 13 Feb 2019 21:24

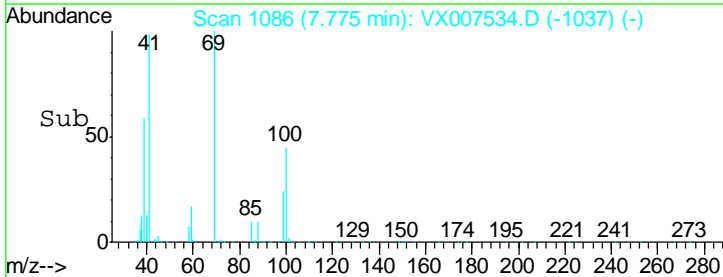
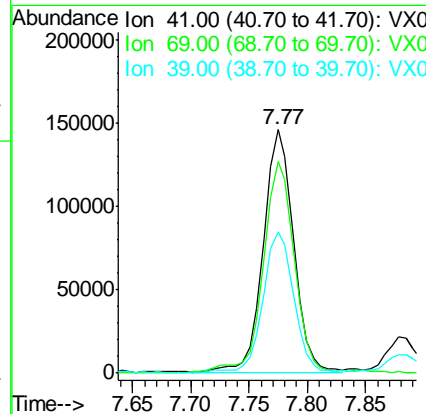
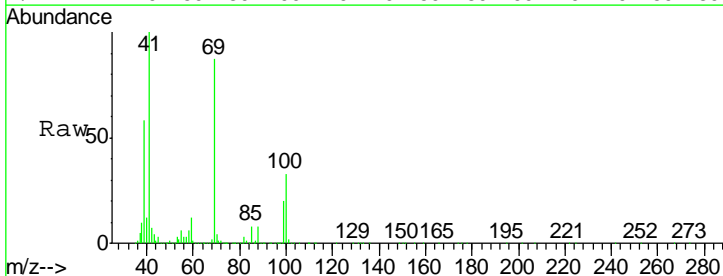
Instrument :
 MSVOA_X
 ClientSampleId :
 MW-2-20190208MSD

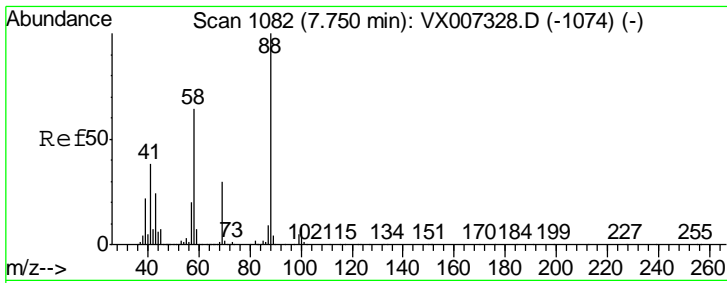
Tgt Ion	Resp	Lower	Upper
83	100		
85	63.0	51.4	77.0
127	10.0	8.1	12.1



#48
 Methyl methacrylate
 Concen: 54.400 ug/l
 RT: 7.77 min Scan# 1086
 Delta R.T. 0.00 min
 Lab File: VX007534.D
 Acq: 13 Feb 2019 21:24

Tgt Ion	Resp	Lower	Upper
41	100		
69	90.2	70.2	105.4
39	59.5	47.4	71.0

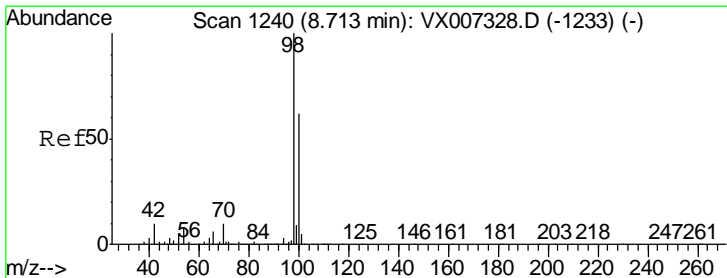
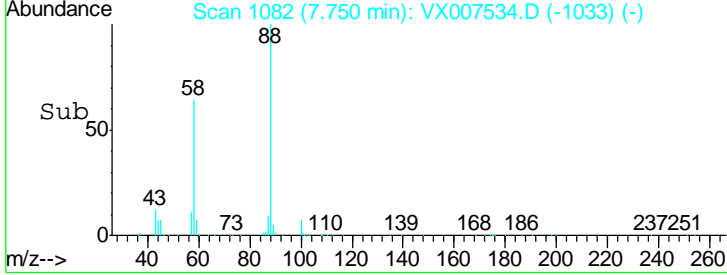
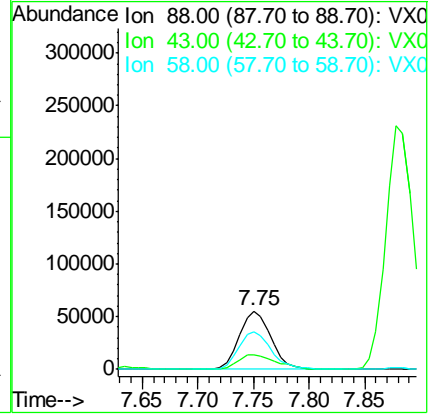
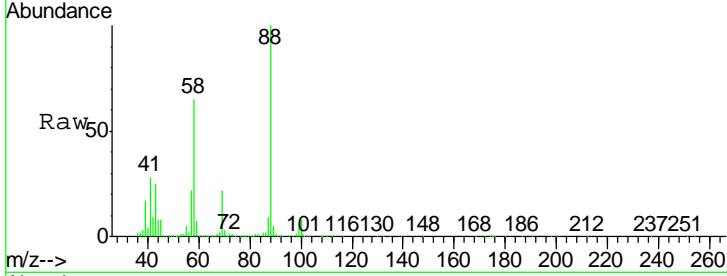




#49
 1,4-Dioxane
 Concen: 994.475 ug/l
 RT: 7.75 min Scan# 1082
 Delta R.T. 0.00 min
 Lab File: VX007534.D
 Acq: 13 Feb 2019 21:24

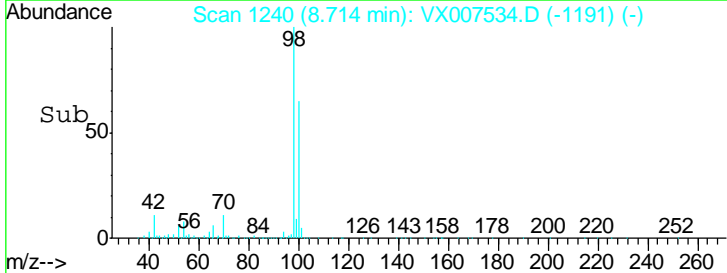
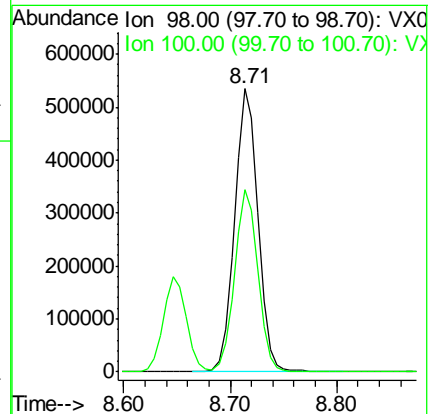
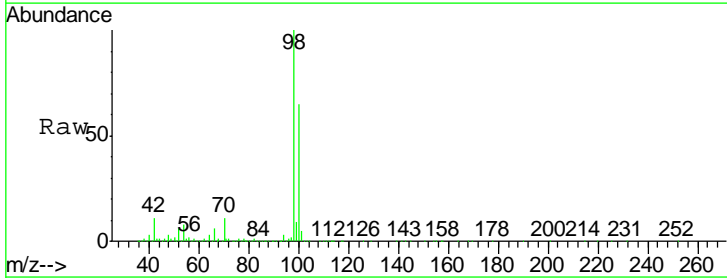
Instrument :
 MSVOA_X
 ClientSampleId :
 MW-2-20190208MSD

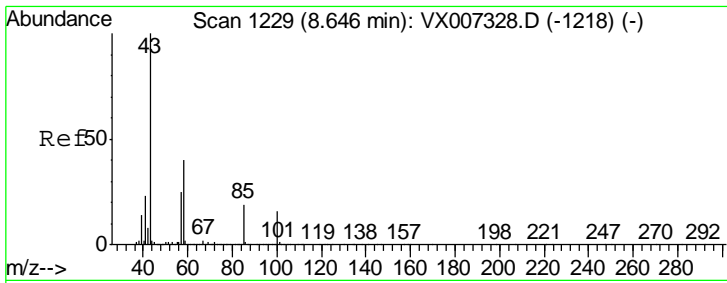
Tgt Ion	Resp	Lower	Upper
88	108570		
43	29.8	24.2	36.4
58	66.9	53.0	79.4



#50
 Toluene-d8
 Concen: 49.564 ug/l
 RT: 8.71 min Scan# 1240
 Delta R.T. 0.00 min
 Lab File: VX007534.D
 Acq: 13 Feb 2019 21:24

Tgt Ion	Resp	Lower	Upper
98	820294		
100	64.6	51.6	77.4

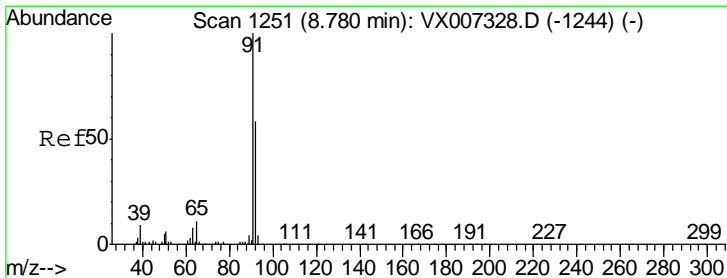
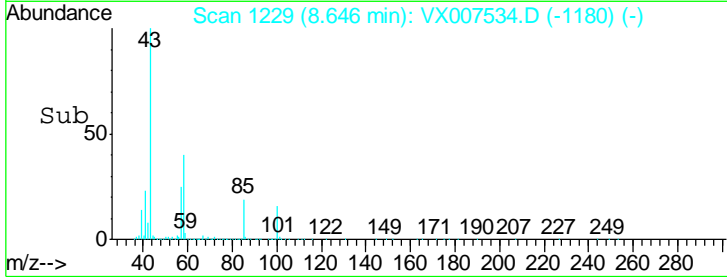
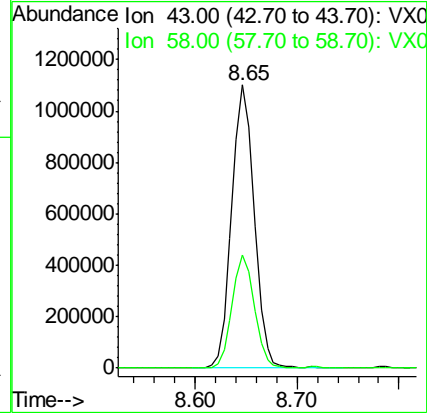
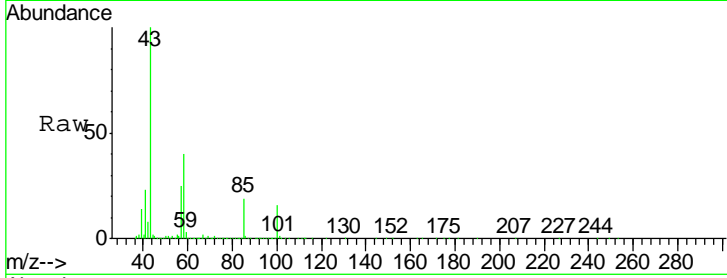




#51
 4-Methyl-2-Pentanone
 Concen: 265.288 ug/l
 RT: 8.65 min Scan# 1229
 Delta R.T. 0.00 min
 Lab File: VX007534.D
 Acq: 13 Feb 2019 21:24

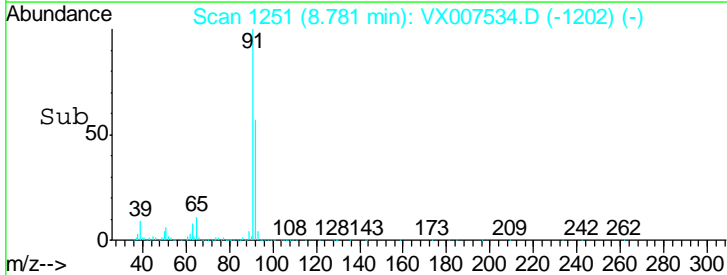
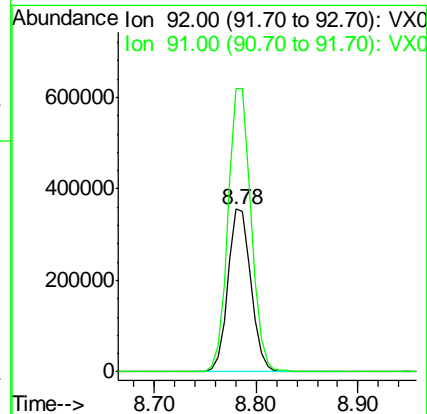
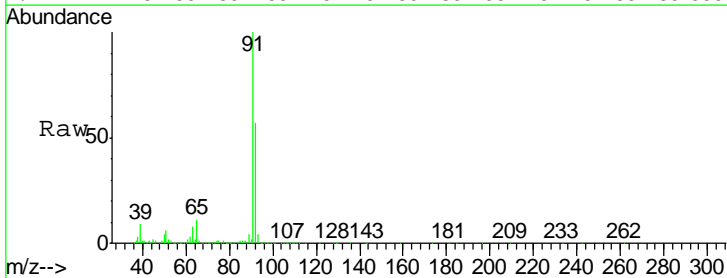
Instrument :
 MSVOA_X
 ClientSampleId :
 MW-2-20190208MSD

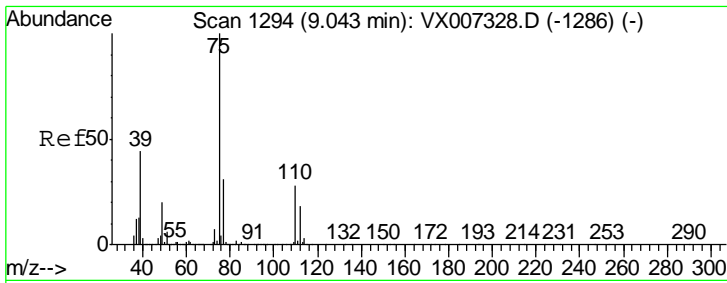
Tgt Ion: 43 Resp: 1676143
 Ion Ratio Lower Upper
 43 100
 58 39.4 31.2 46.8



#52
 Toluene
 Concen: 47.565 ug/l
 RT: 8.78 min Scan# 1251
 Delta R.T. 0.00 min
 Lab File: VX007534.D
 Acq: 13 Feb 2019 21:24

Tgt Ion: 92 Resp: 556061
 Ion Ratio Lower Upper
 92 100
 91 174.9 139.1 208.7

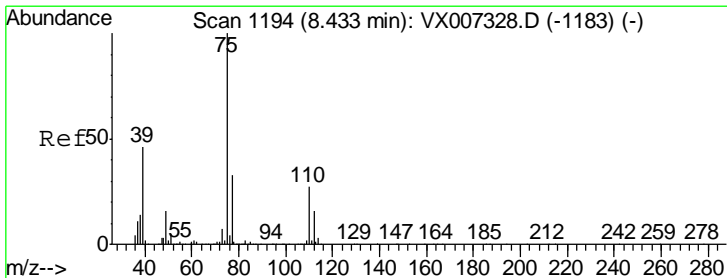
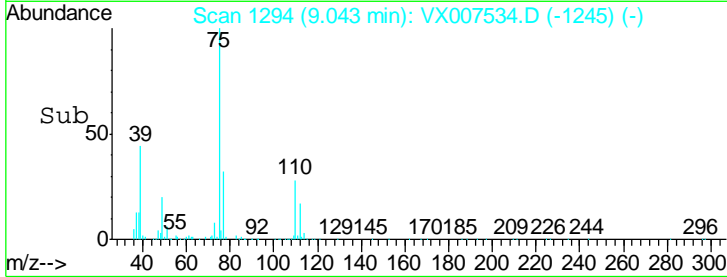
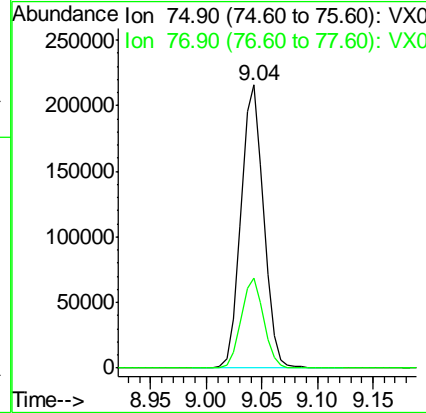
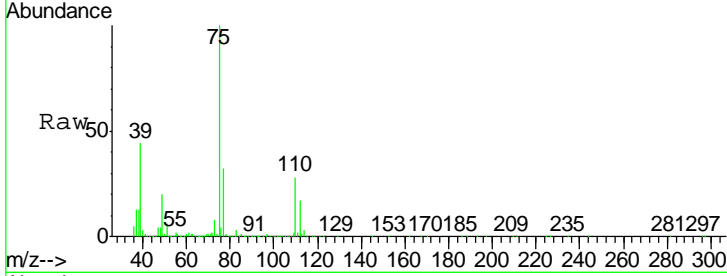




#53
 t-1,3-Dichloropropene
 Concen: 50.636 ug/l
 RT: 9.04 min Scan# 1294
 Delta R.T. 0.00 min
 Lab File: VX007534.D
 Acq: 13 Feb 2019 21:24

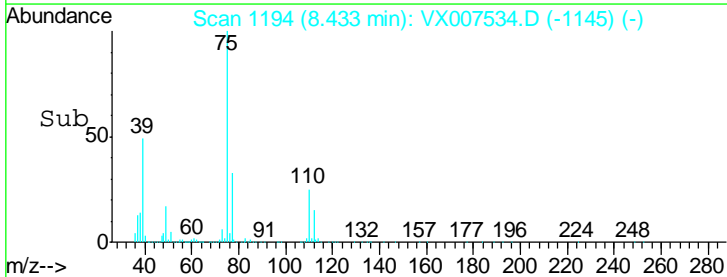
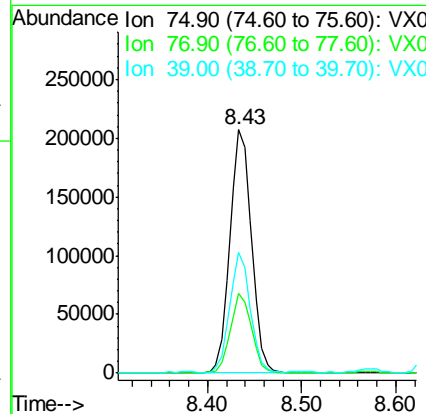
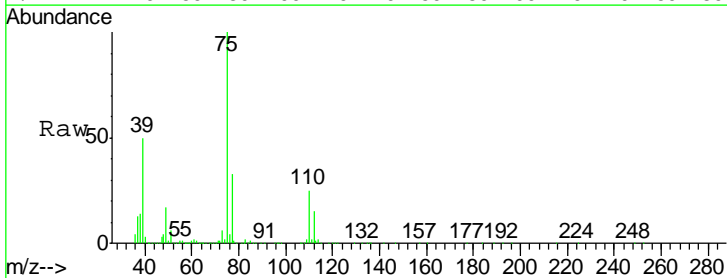
Instrument :
 MSVOA_X
 ClientSampleId :
 MW-2-20190208MSD

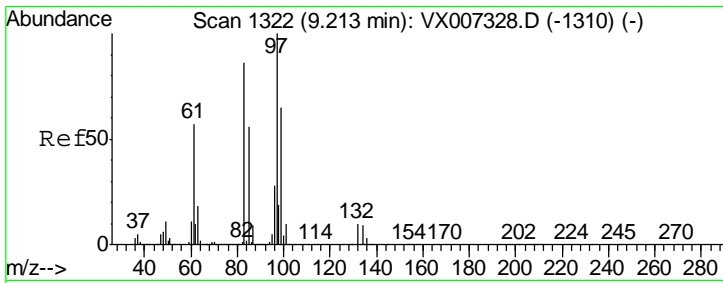
Tgt Ion: 75 Resp: 304158
 Ion Ratio Lower Upper
 75 100
 77 31.6 25.2 37.8



#54
 cis-1,3-Dichloropropene
 Concen: 49.802 ug/l
 RT: 8.43 min Scan# 1194
 Delta R.T. 0.00 min
 Lab File: VX007534.D
 Acq: 13 Feb 2019 21:24

Tgt Ion: 75 Resp: 328975
 Ion Ratio Lower Upper
 75 100
 77 32.7 26.2 39.4
 39 49.2 37.1 55.7

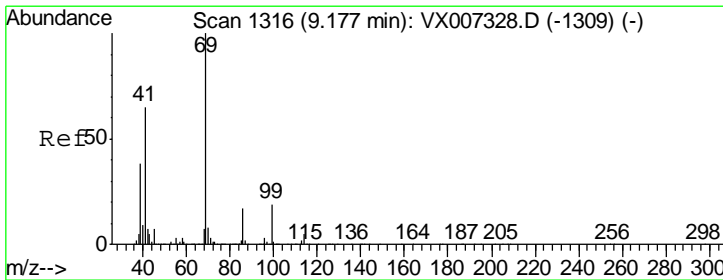
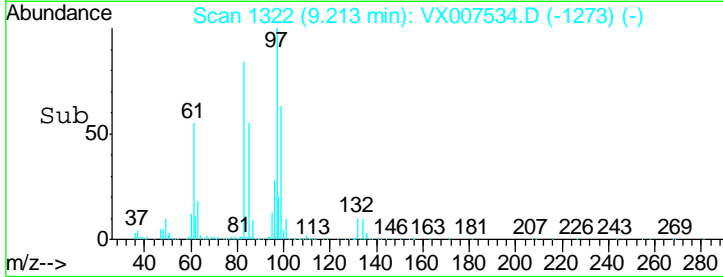
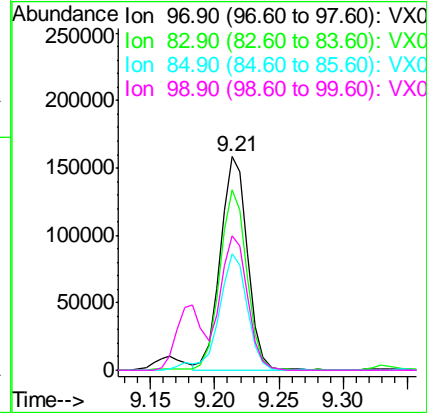
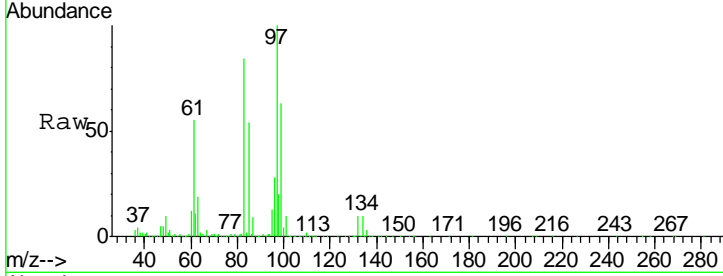




#55
 1,1,2-Trichloroethane
 Concen: 48.318 ug/l
 RT: 9.21 min Scan# 1322
 Delta R.T. 0.00 min
 Lab File: VX007534.D
 Acq: 13 Feb 2019 21:24

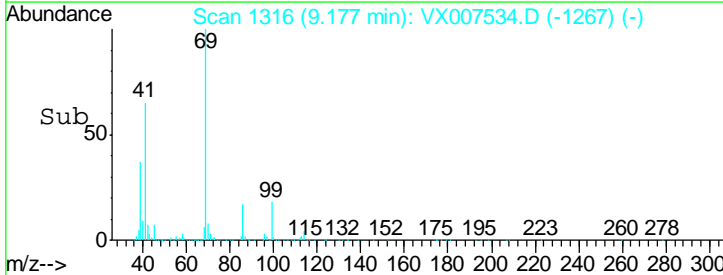
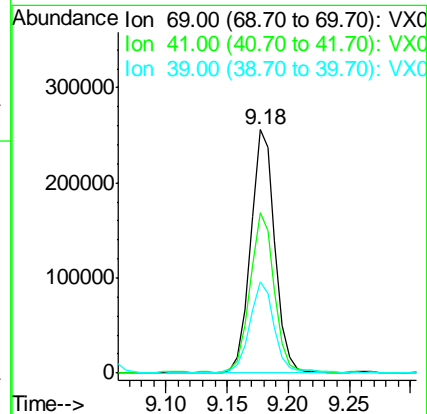
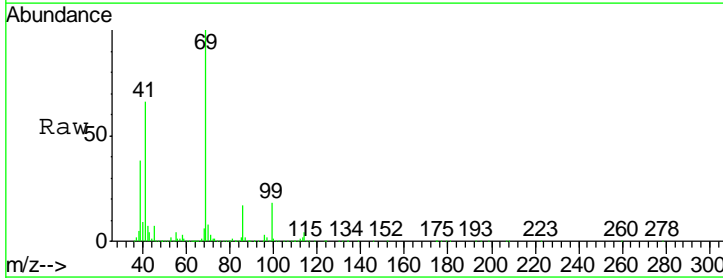
Instrument : MSVOA_X
 ClientSampleID : MW-2-20190208MSD

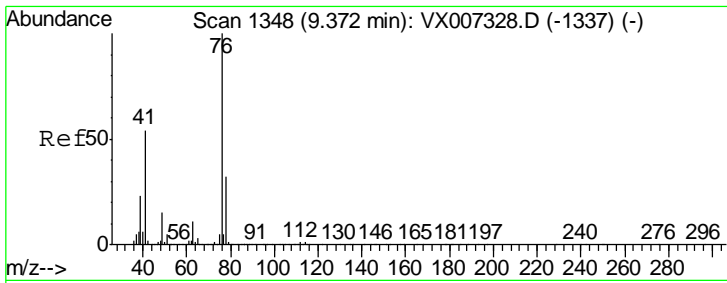
Tgt Ion	Resp	Lower	Upper
97	100		
83	84.3	68.6	102.8
85	54.4	44.5	66.7
99	62.7	52.2	78.4



#56
 Ethyl methacrylate
 Concen: 51.951 ug/l
 RT: 9.18 min Scan# 1316
 Delta R.T. 0.00 min
 Lab File: VX007534.D
 Acq: 13 Feb 2019 21:24

Tgt Ion	Resp	Lower	Upper
69	100		
41	65.8	52.1	78.1
39	38.7	30.1	45.1


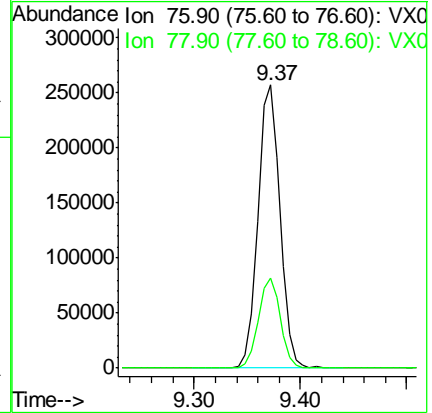
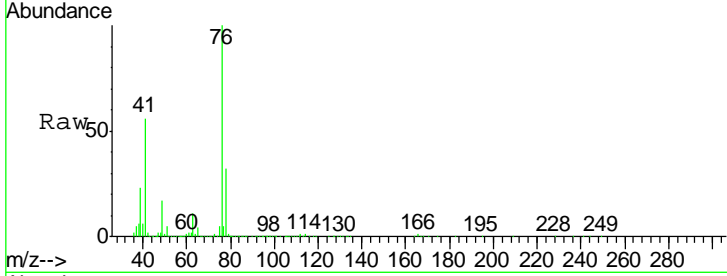




#57
 1,3-Dichloropropane
 Concen: 48.144 ug/l
 RT: 9.37 min Scan# 1348
 Delta R.T. 0.00 min
 Lab File: VX007534.D
 Acq: 13 Feb 2019 21:24

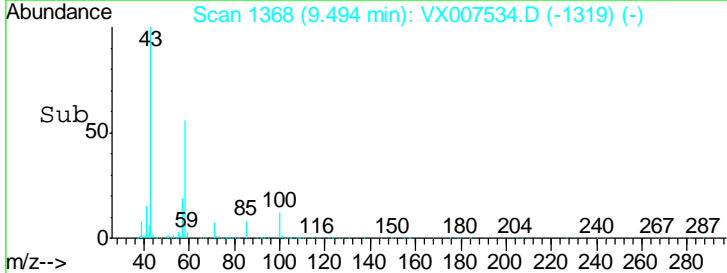
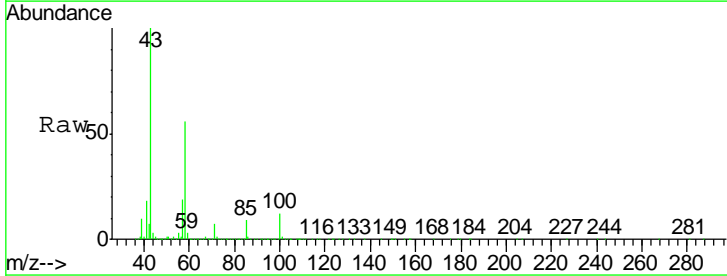
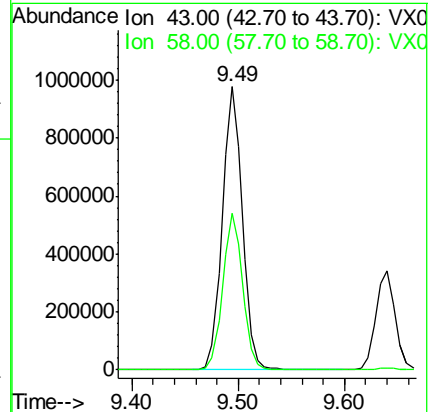
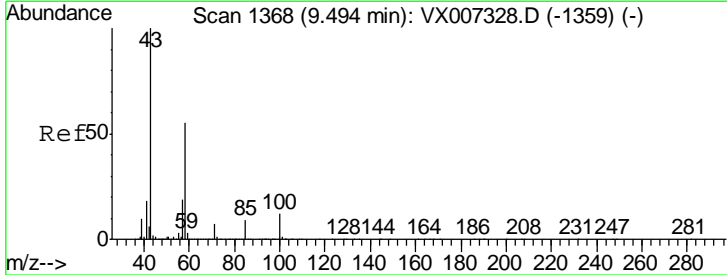
Instrument :
 MSVOA_X
 ClientSampleId :
 MW-2-20190208MSD

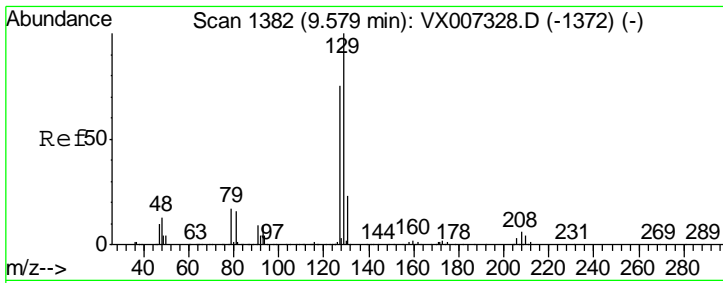
Tgt Ion: 76 Resp: 373102
 Ion Ratio Lower Upper
 76 100
 78 31.9 25.8 38.8



#59
 2-Hexanone
 Concen: 260.030 ug/l
 RT: 9.49 min Scan# 1368
 Delta R.T. 0.00 min
 Lab File: VX007534.D
 Acq: 13 Feb 2019 21:24

Tgt Ion: 43 Resp: 1278467
 Ion Ratio Lower Upper
 43 100
 58 55.2 27.1 81.3

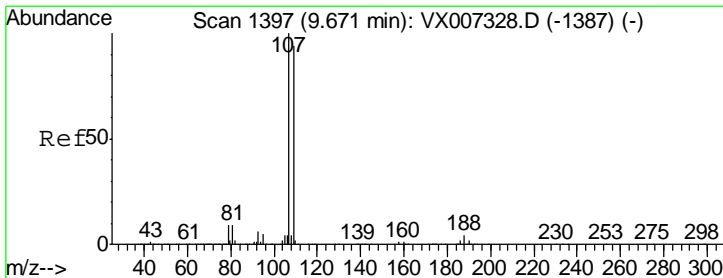
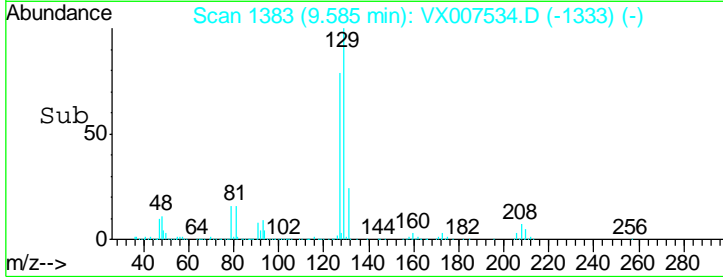
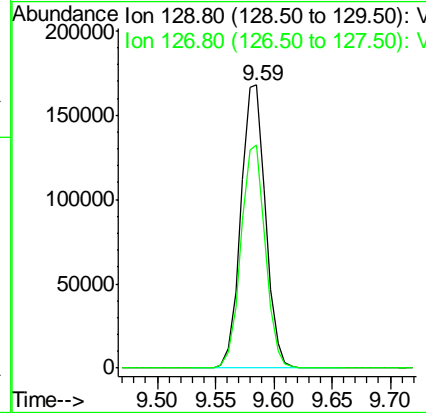
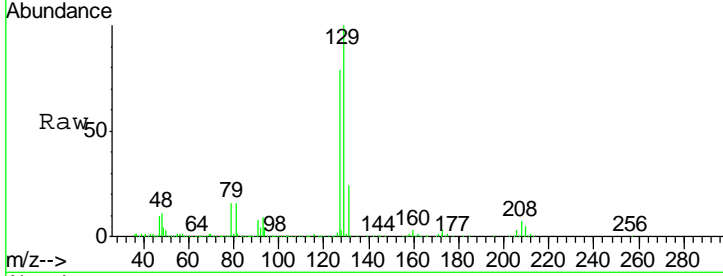




#60
 Dibromochloromethane
 Concen: 53.911 ug/l
 RT: 9.59 min Scan# 1383
 Delta R.T. 0.01 min
 Lab File: VX007534.D
 Acq: 13 Feb 2019 21:24

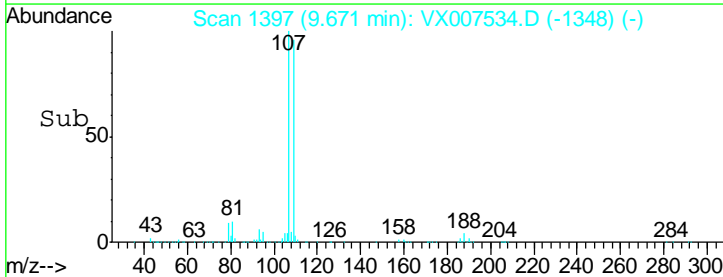
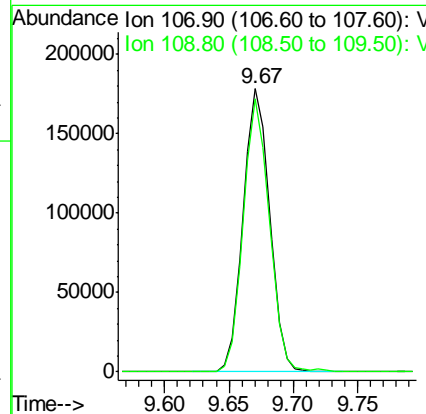
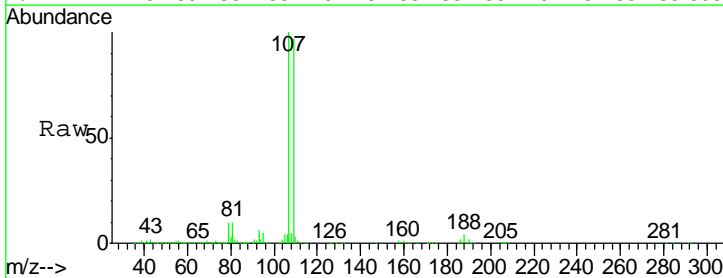
Instrument :
 MSVOA_X
 ClientSampleId :
 MW-2-20190208MSD

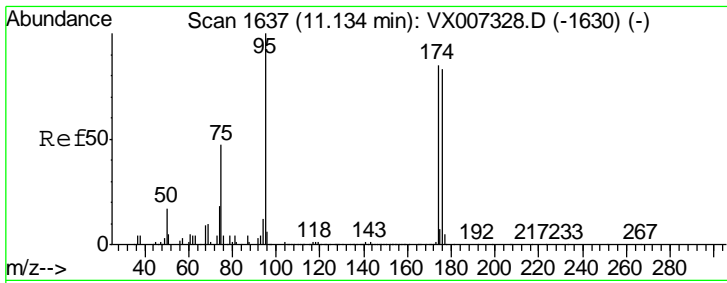
Tgt Ion:129 Resp: 248465
 Ion Ratio Lower Upper
 129 100
 127 77.8 37.8 113.4



#61
 1,2-Dibromoethane
 Concen: 49.407 ug/l
 RT: 9.67 min Scan# 1397
 Delta R.T. 0.00 min
 Lab File: VX007534.D
 Acq: 13 Feb 2019 21:24

Tgt Ion:107 Resp: 254973
 Ion Ratio Lower Upper
 107 100
 109 95.5 75.1 112.7

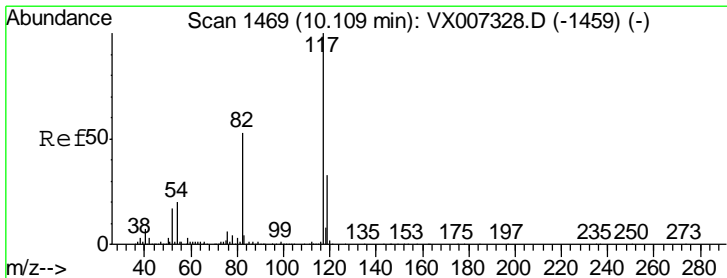
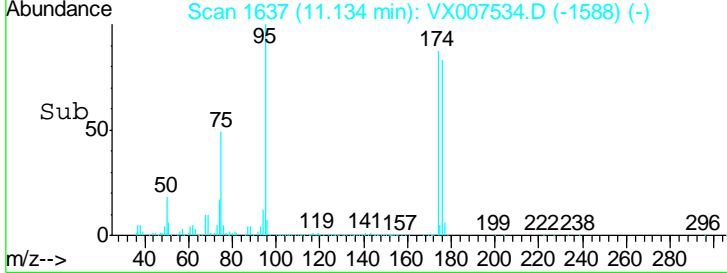
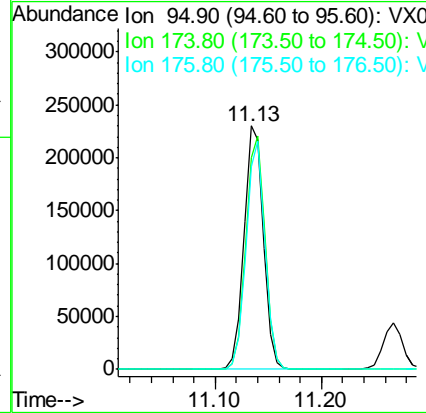
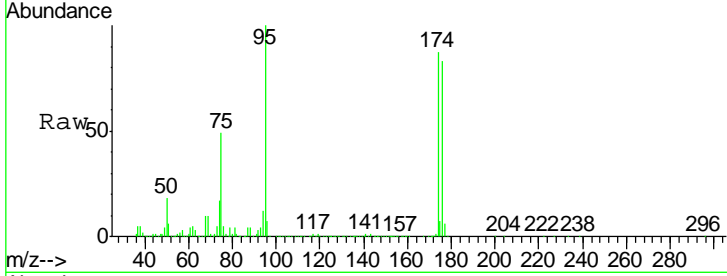




#62
 4-Bromofluorobenzene
 Concen: 48.758 ug/l
 RT: 11.13 min Scan# 1637
 Delta R.T. 0.00 min
 Lab File: VX007534.D
 Acq: 13 Feb 2019 21:24

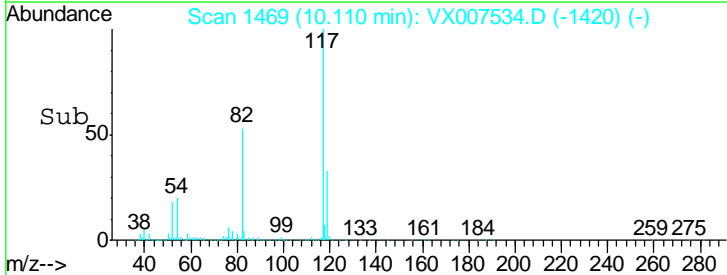
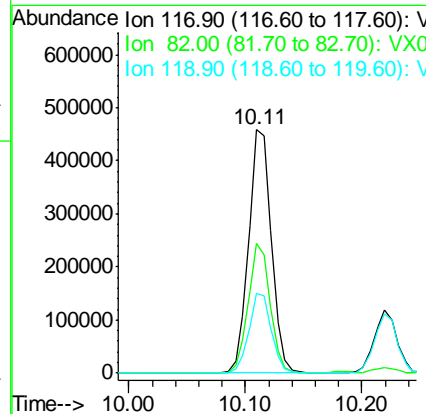
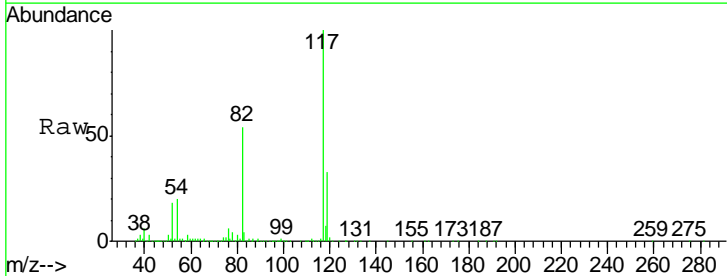
Instrument :
 MSVOA_X
 ClientSampled :
 MW-2-20190208MSD

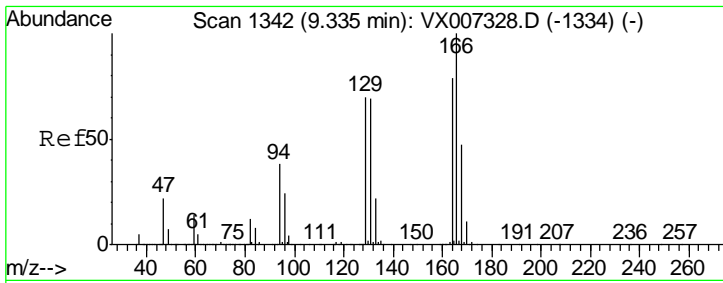
Tgt Ion	Resp	Lower	Upper
95	294617		
174	95.0	0.0	189.2
176	91.2	0.0	186.2



#63
 Chlorobenzene-d5
 Concen: 50.000 ug/l
 RT: 10.11 min Scan# 1469
 Delta R.T. 0.00 min
 Lab File: VX007534.D
 Acq: 13 Feb 2019 21:24

Tgt Ion	Resp	Lower	Upper
117	627984		
82	53.5	42.1	63.1
119	32.7	26.5	39.7

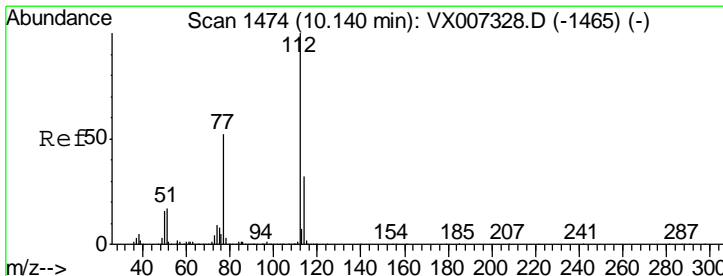
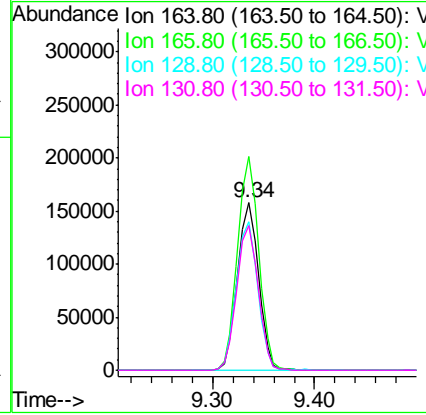
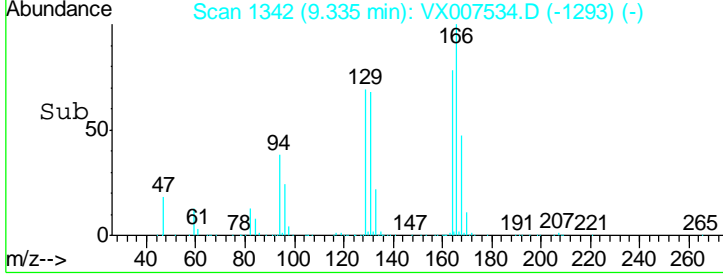
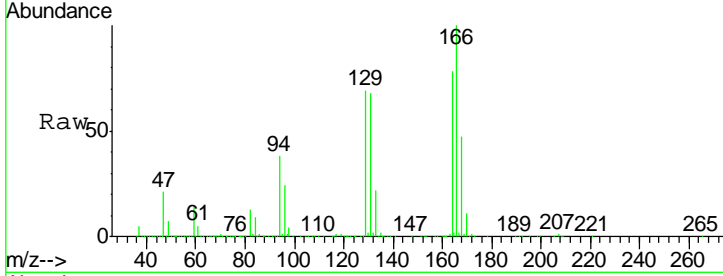




#64
 Tetrachloroethene
 Concen: 38.289 ug/l
 RT: 9.34 min Scan# 1342
 Delta R.T. 0.00 min
 Lab File: VX007534.D
 Acq: 13 Feb 2019 21:24

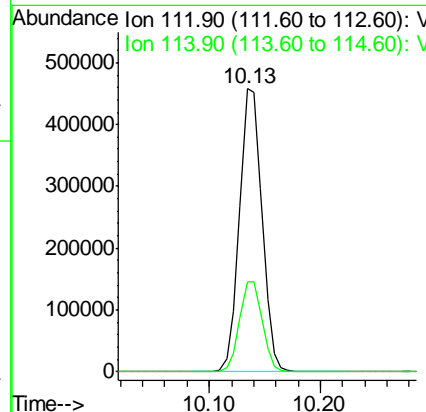
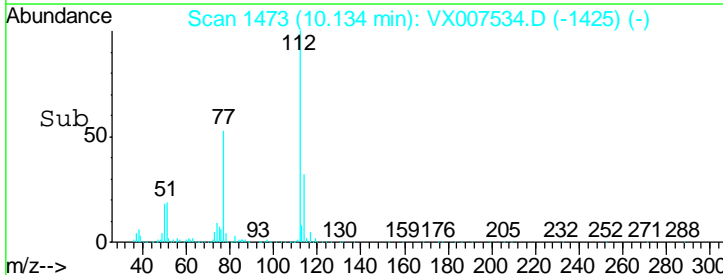
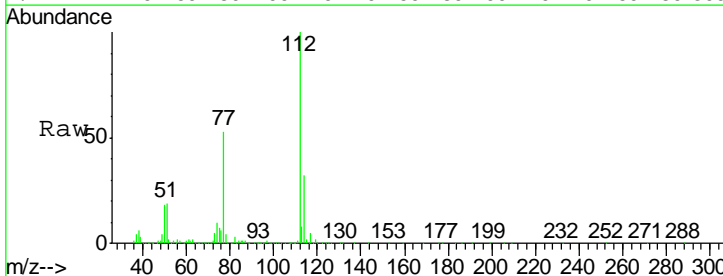
Instrument :
 MSVOA_X
 ClientSampled :
 MW-2-20190208MSD

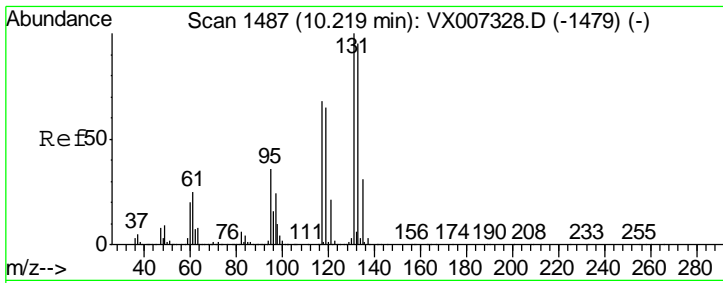
Tgt Ion	Resp	Lower	Upper
164	100		
166	127.7	101.0	151.4
129	88.7	70.5	105.7
131	86.7	69.8	104.6



#65
 Chlorobenzene
 Concen: 47.011 ug/l
 RT: 10.13 min Scan# 1473
 Delta R.T. -0.01 min
 Lab File: VX007534.D
 Acq: 13 Feb 2019 21:24

Tgt Ion	Resp	Lower	Upper
112	100		
114	31.7	25.8	38.6

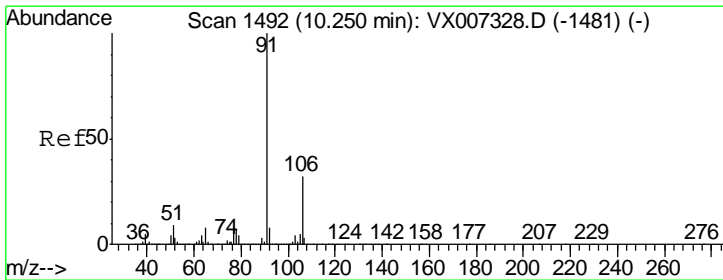
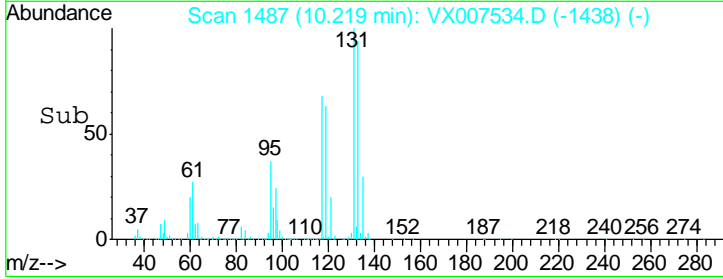
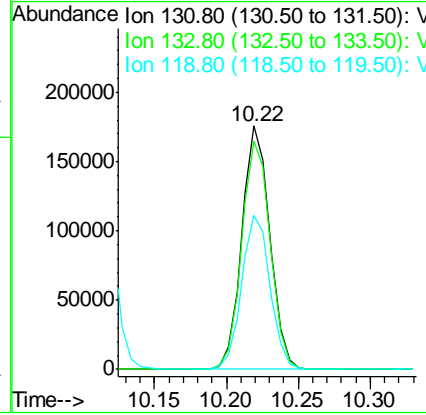
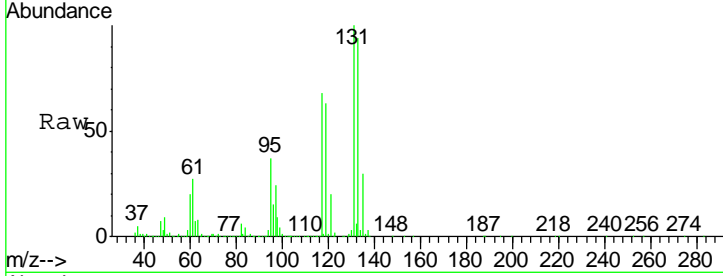




#66
 1,1,1,2-Tetrachloroethane
 Concen: 51.629 ug/l
 RT: 10.22 min Scan# 1487
 Delta R.T. 0.00 min
 Lab File: VX007534.D
 Acq: 13 Feb 2019 21:24

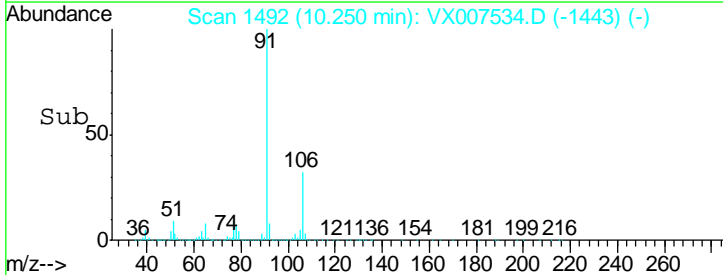
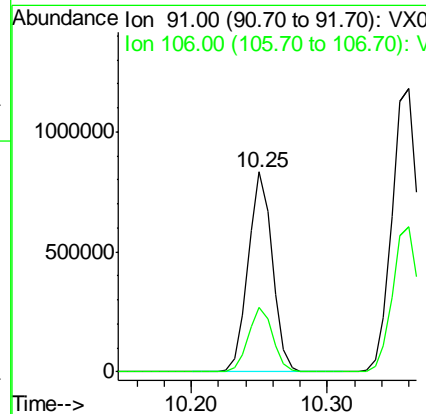
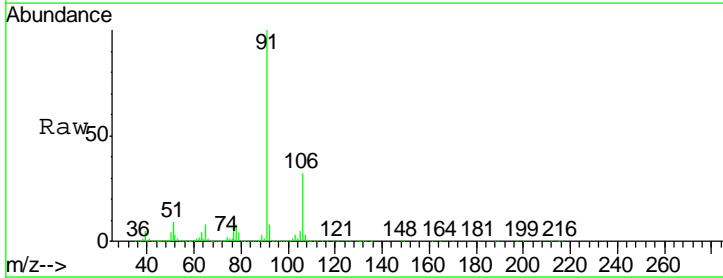
Instrument : MSVOA_X
 ClientSampleId : MW-2-20190208MSD

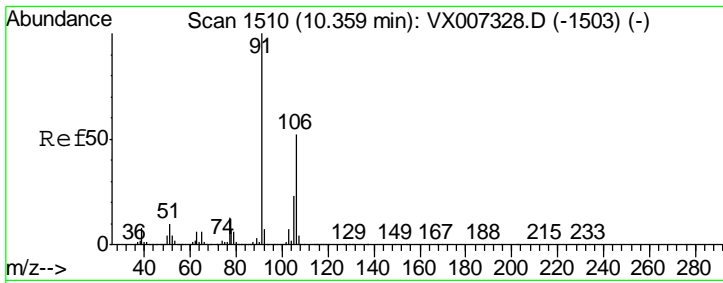
Tgt Ion	Resp	Lower	Upper
131	100		
133	95.4	48.0	144.2
119	64.1	32.0	96.0



#67
 Ethyl Benzene
 Concen: 47.079 ug/l
 RT: 10.25 min Scan# 1492
 Delta R.T. 0.00 min
 Lab File: VX007534.D
 Acq: 13 Feb 2019 21:24

Tgt Ion	Resp	Lower	Upper
91	100		
106	32.5	25.4	38.0

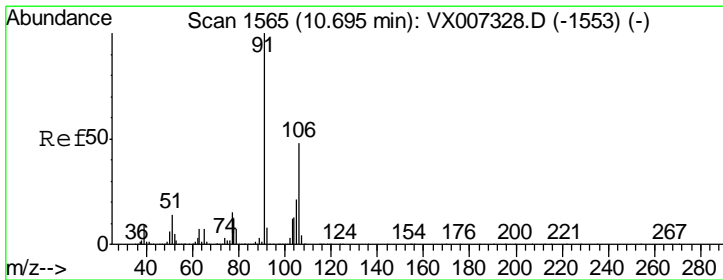
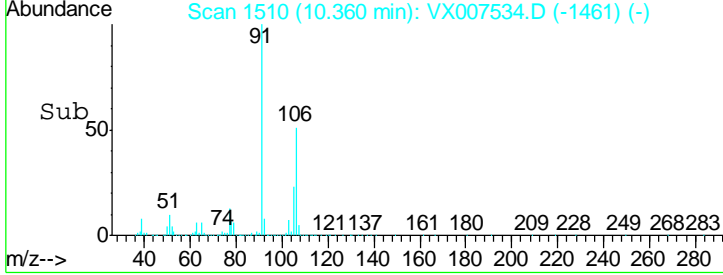
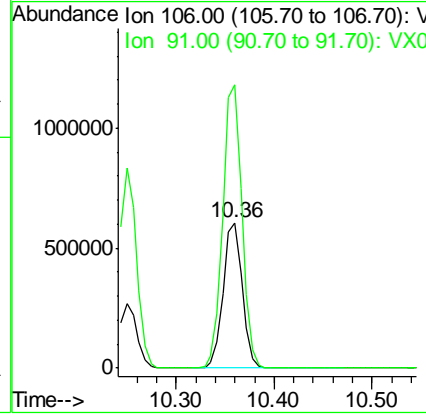
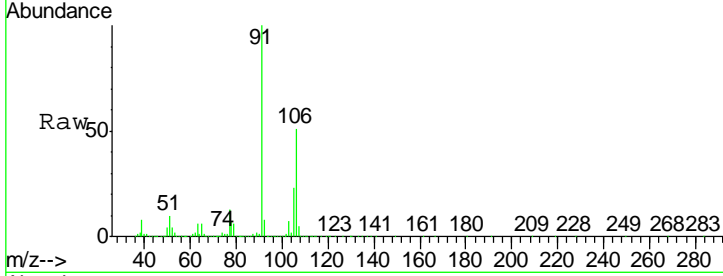




#68
 m/p-Xylenes
 Concen: 93.252 ug/l
 RT: 10.36 min Scan# 1510
 Delta R.T. 0.00 min
 Lab File: VX007534.D
 Acq: 13 Feb 2019 21:24

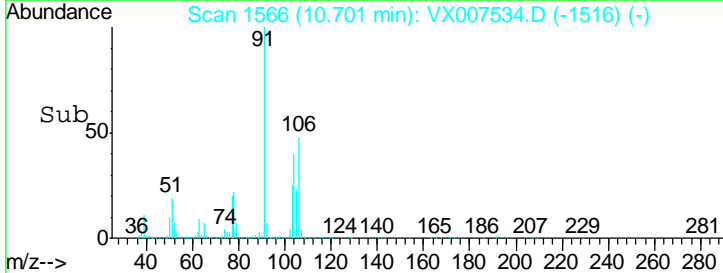
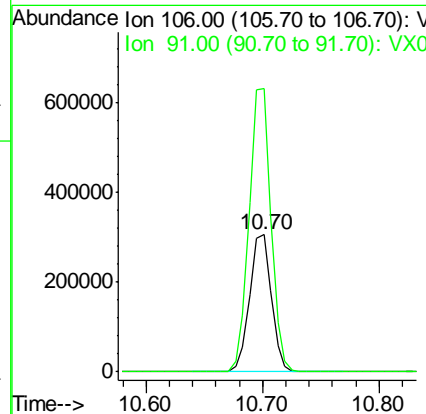
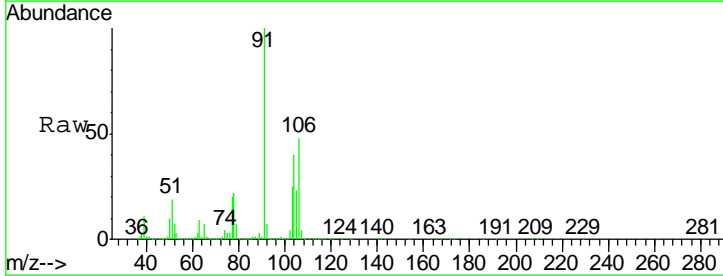
Instrument :
 MSVOA_X
 ClientSampleId :
 MW-2-20190208MSD

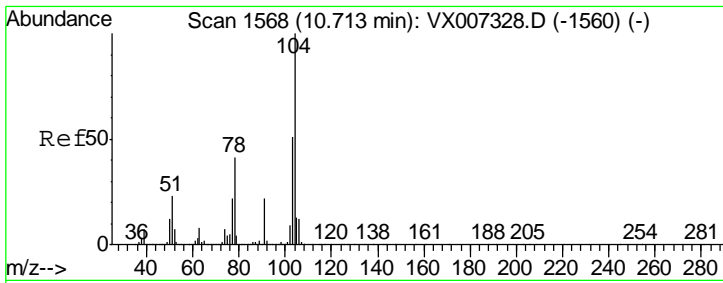
Tgt Ion:106 Resp: 818048
 Ion Ratio Lower Upper
 106 100
 91 196.2 156.6 234.8



#69
 o-Xylene
 Concen: 47.619 ug/l
 RT: 10.70 min Scan# 1566
 Delta R.T. 0.01 min
 Lab File: VX007534.D
 Acq: 13 Feb 2019 21:24

Tgt Ion:106 Resp: 401962
 Ion Ratio Lower Upper
 106 100
 91 208.1 102.9 308.7

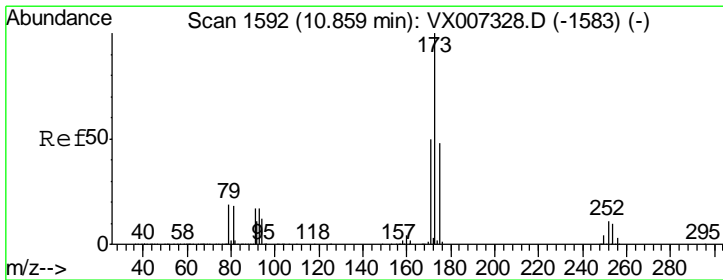
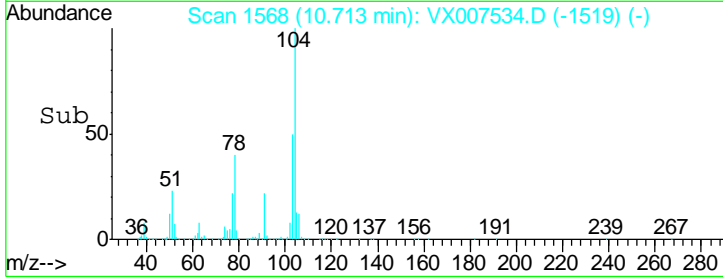
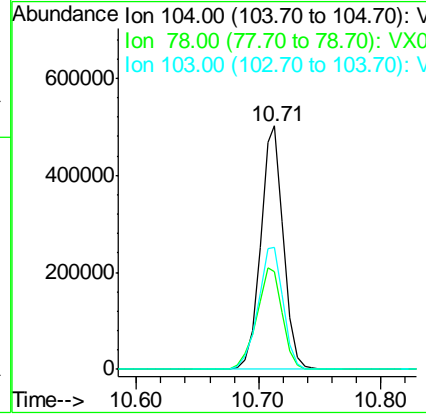
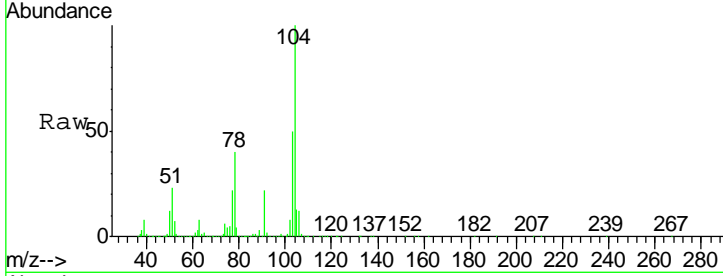




#70
 Styrene
 Concen: 47.247 ug/l
 RT: 10.71 min Scan# 1568
 Delta R.T. 0.00 min
 Lab File: VX007534.D
 Acq: 13 Feb 2019 21:24

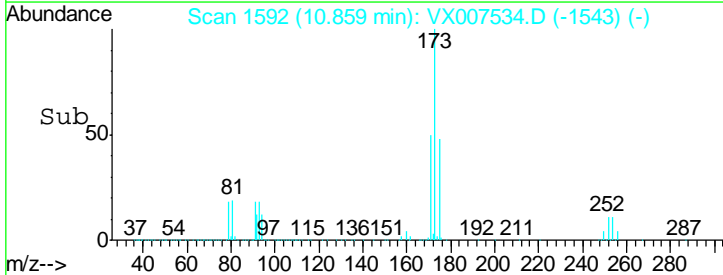
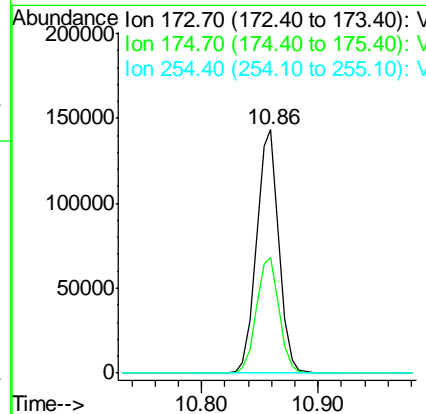
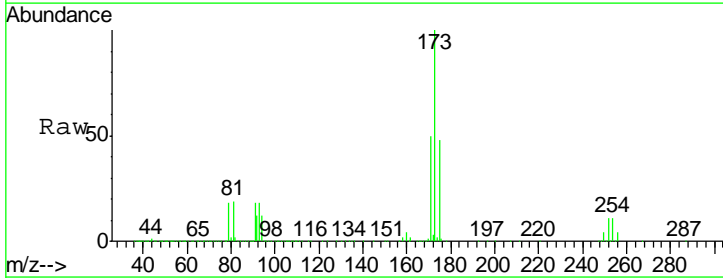
Instrument :
 MSVOA_X
 ClientSampled :
 MW-2-20190208MSD

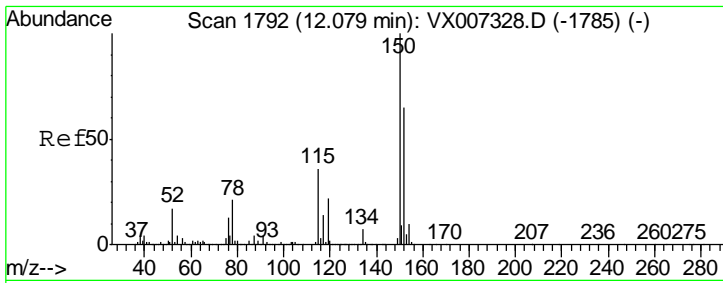
Tgt Ion	Resp	Lower	Upper
104	646805		
78	47.3	38.3	57.5
103	55.9	44.6	67.0



#71
 Bromoform
 Concen: 47.338 ug/l
 RT: 10.86 min Scan# 1592
 Delta R.T. 0.00 min
 Lab File: VX007534.D
 Acq: 13 Feb 2019 21:24

Tgt Ion	Resp	Lower	Upper
173	189819		
175	48.4	24.2	72.6
254	0.2	0.2	0.2

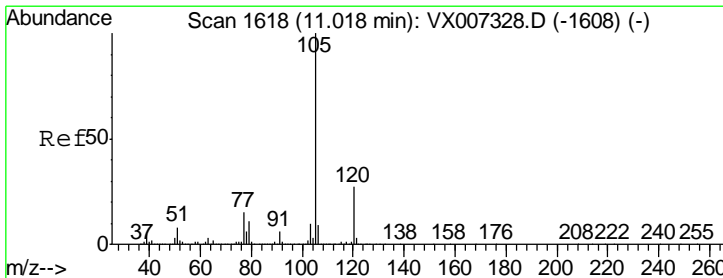
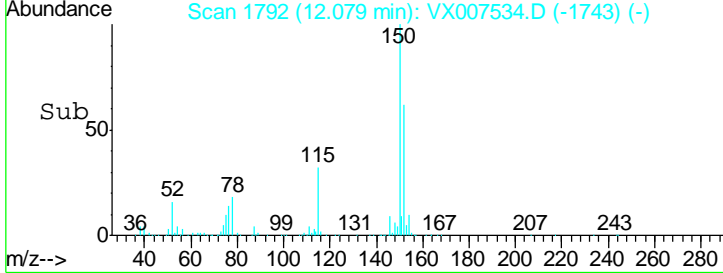
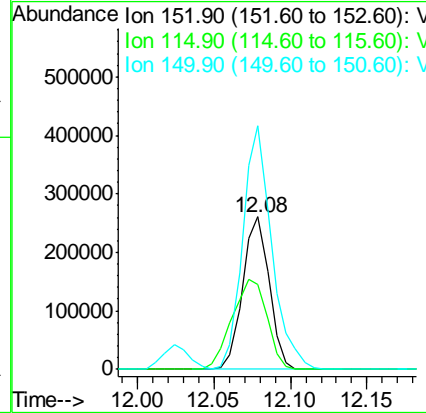
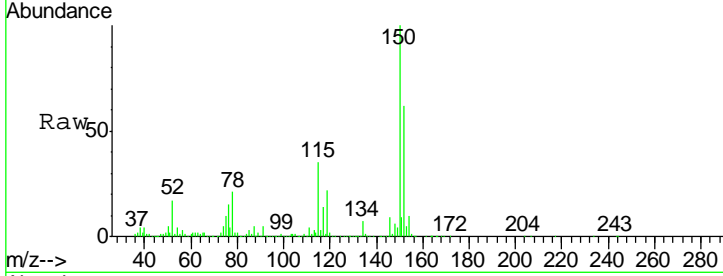




#72
 1,4-Dichlorobenzene-d4
 Concen: 50.000 ug/l
 RT: 12.08 min Scan# 1792
 Delta R.T. 0.00 min
 Lab File: VX007534.D
 Acq: 13 Feb 2019 21:24

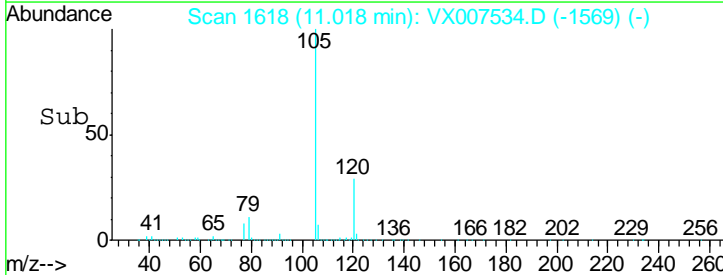
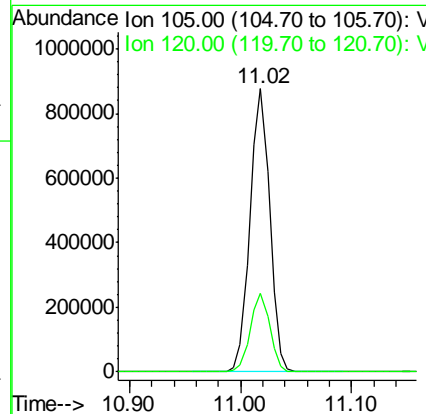
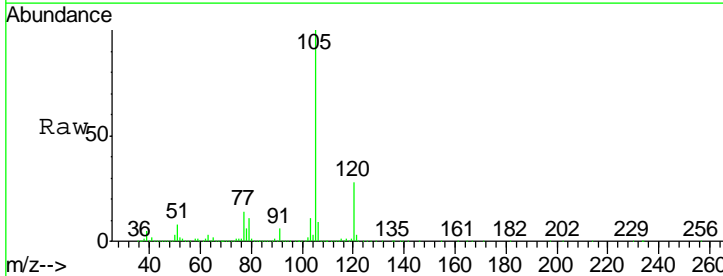
Instrument :
 MSVOA_X
 ClientSampled :
 MW-2-20190208MSD

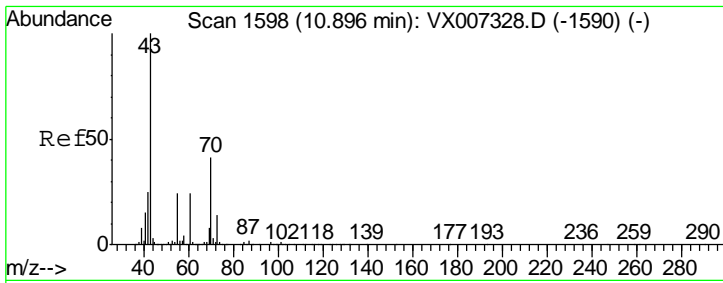
Tgt Ion	Resp	Lower	Upper
152	312961		
115	77.6	38.0	114.0
150	174.1	0.0	346.4



#73
 Isopropylbenzene
 Concen: 50.681 ug/l
 RT: 11.02 min Scan# 1618
 Delta R.T. 0.00 min
 Lab File: VX007534.D
 Acq: 13 Feb 2019 21:24

Tgt Ion	Resp	Lower	Upper
105	1077861		
120	27.4	13.6	40.7

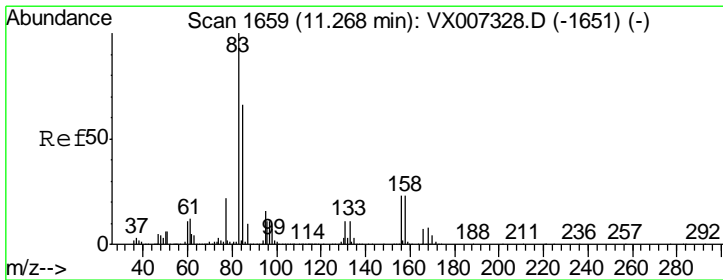
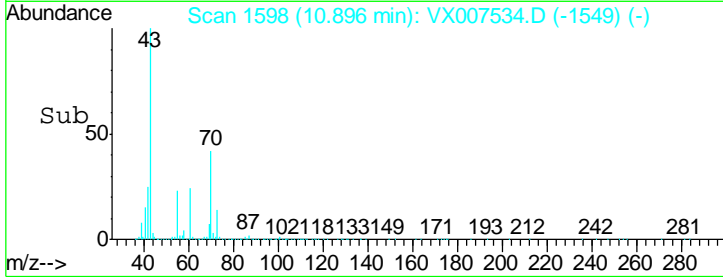
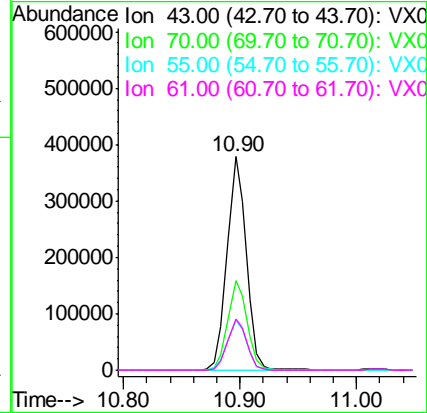





#74
 N-amyl acetate
 Concen: 52.300 ug/l
 RT: 10.90 min Scan# 1598
 Delta R.T. 0.00 min
 Lab File: VX007534.D
 Acq: 13 Feb 2019 21:24

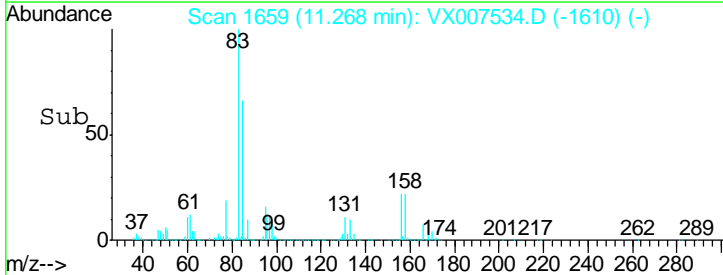
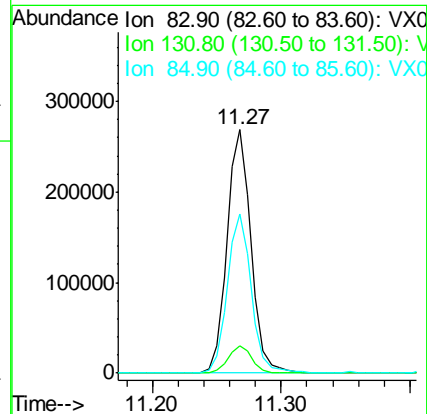
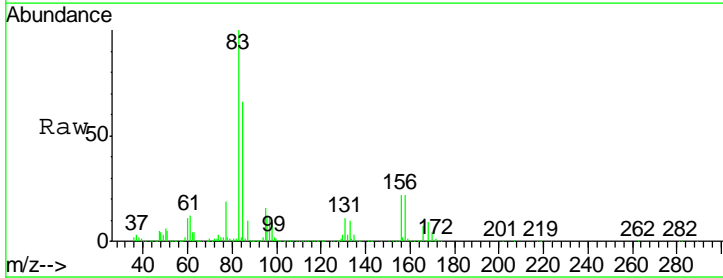
Instrument : MSVOA_X
 ClientSampled : MW-2-20190208MSD

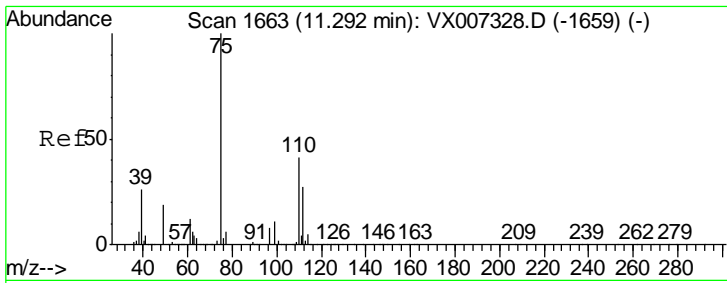
Tgt Ion	Resp	Lower	Upper
43	430222		
70	42.8	33.8	50.6
55	24.0	19.5	29.3
61	24.0	19.4	29.2



#75
 1,1,2,2-Tetrachloroethane
 Concen: 54.427 ug/l
 RT: 11.27 min Scan# 1659
 Delta R.T. 0.00 min
 Lab File: VX007534.D
 Acq: 13 Feb 2019 21:24

Tgt Ion	Resp	Lower	Upper
83	352763		
131	11.1	5.7	17.0
85	65.6	32.8	98.3

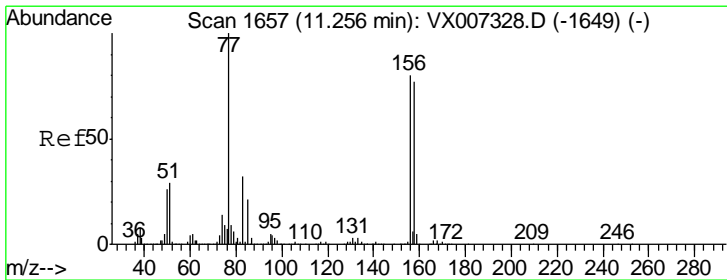
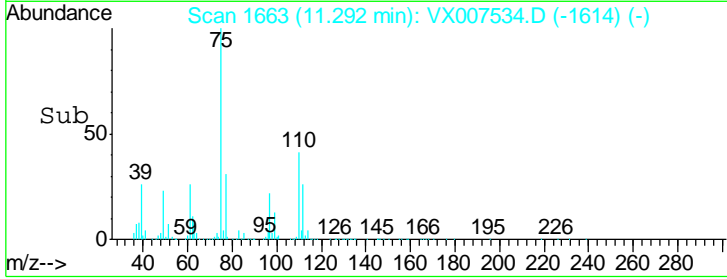
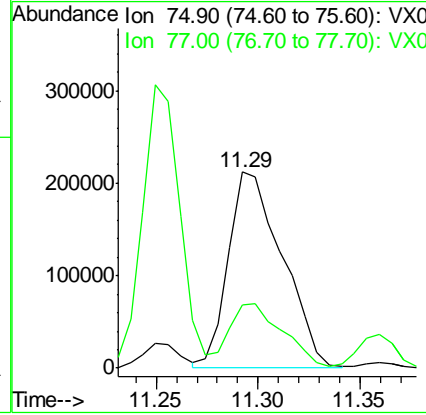
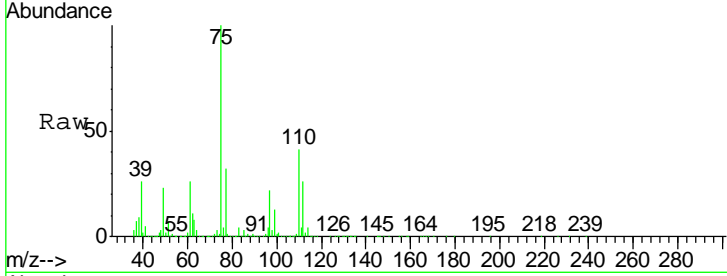




#76
 1,2,3-Trichloropropane
 Concen: 64.167 ug/l
 RT: 11.29 min Scan# 1663
 Delta R.T. 0.00 min
 Lab File: VX007534.D
 Acq: 13 Feb 2019 21:24

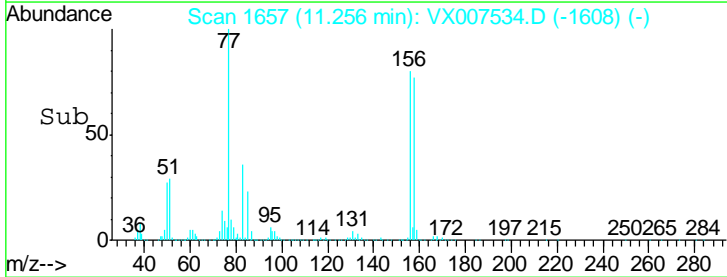
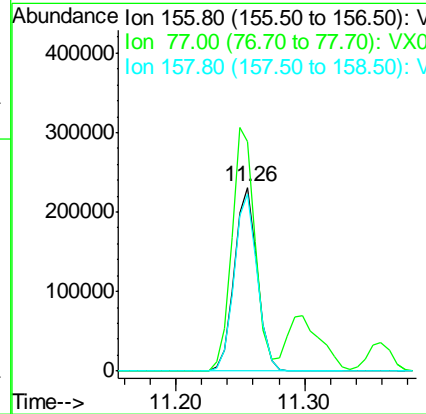
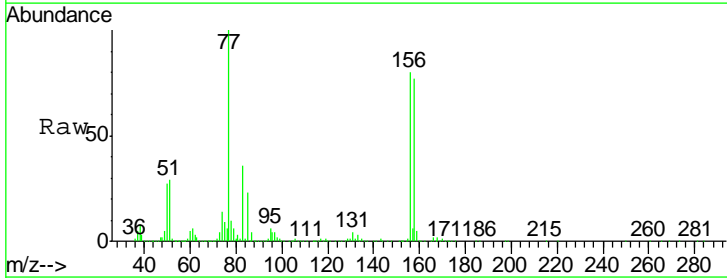
Instrument : MSVOA_X
 ClientSampled : MW-2-20190208MSD

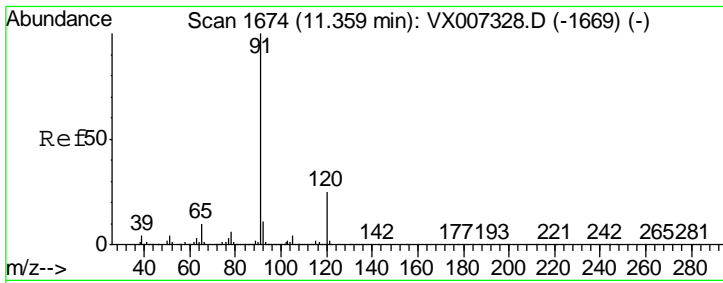
Tgt Ion: 75 Resp: 390616
 Ion Ratio Lower Upper
 75 100
 77 32.7 23.0 69.0



#77
 Bromobenzene
 Concen: 48.272 ug/l
 RT: 11.26 min Scan# 1657
 Delta R.T. 0.00 min
 Lab File: VX007534.D
 Acq: 13 Feb 2019 21:24

Tgt Ion: 156 Resp: 289255
 Ion Ratio Lower Upper
 156 100
 77 133.7 66.8 200.6
 158 96.9 47.9 143.8

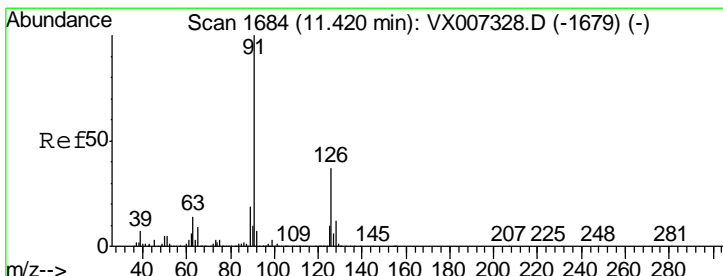
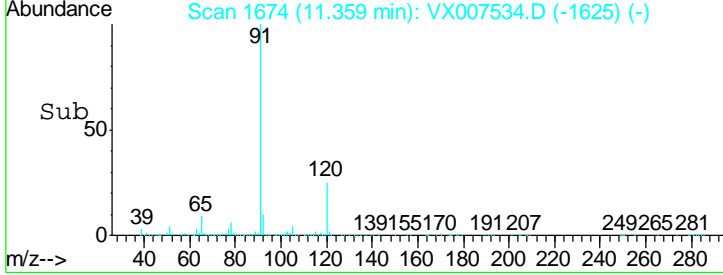
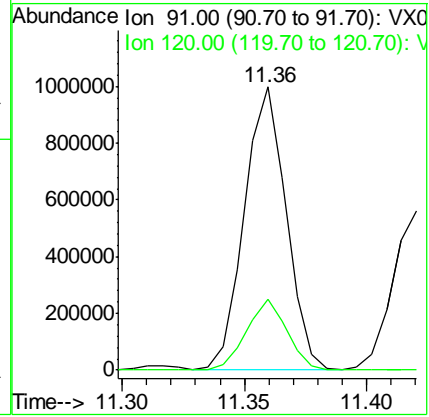
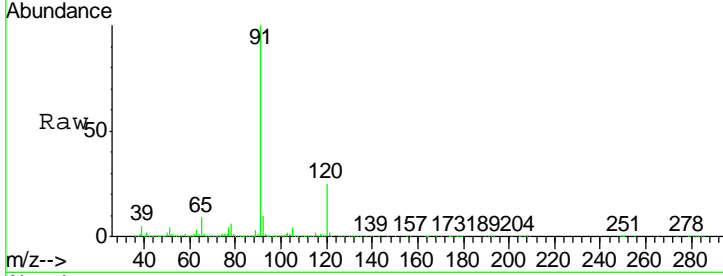




#78
 n-propylbenzene
 Concen: 50.635 ug/l
 RT: 11.36 min Scan# 1674
 Delta R.T. 0.00 min
 Lab File: VX007534.D
 Acq: 13 Feb 2019 21:24

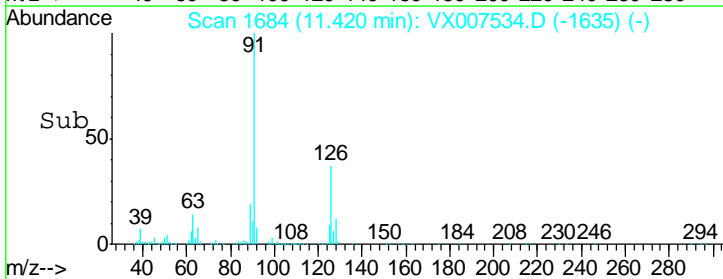
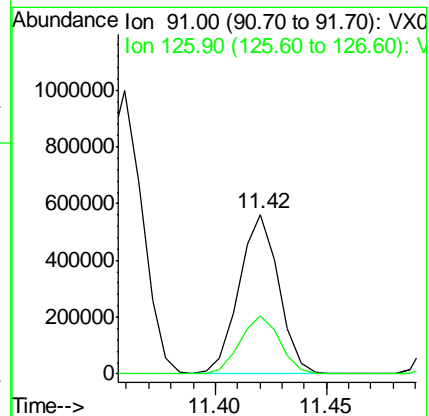
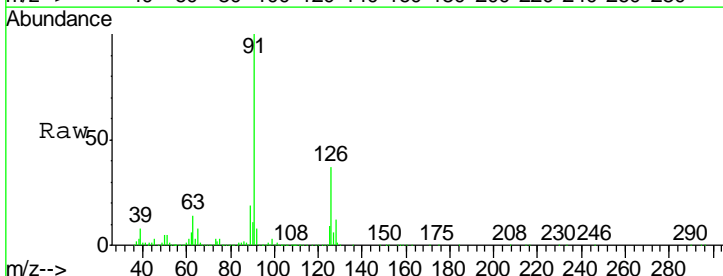
Instrument : MSVOA_X
 ClientSampleID : MW-2-20190208MSD

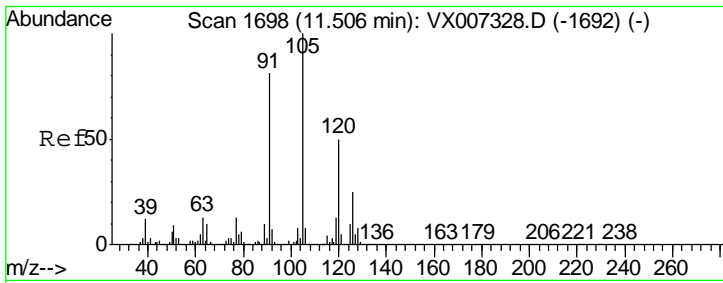
Tgt Ion	Resp	Lower	Upper
91	1180849		
120	24.4	12.4	37.2



#79
 2-Chlorotoluene
 Concen: 48.951 ug/l
 RT: 11.42 min Scan# 1684
 Delta R.T. 0.00 min
 Lab File: VX007534.D
 Acq: 13 Feb 2019 21:24

Tgt Ion	Resp	Lower	Upper
91	692694		
126	36.9	18.7	56.1

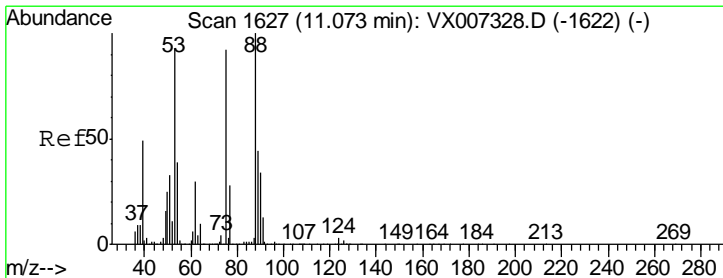
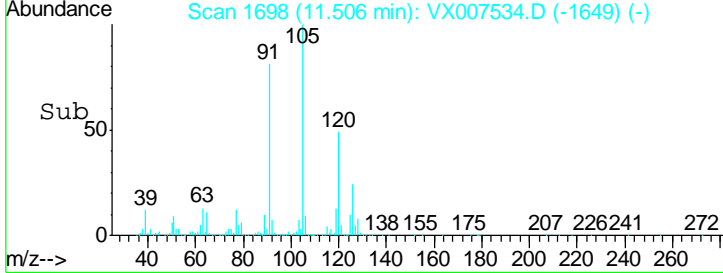
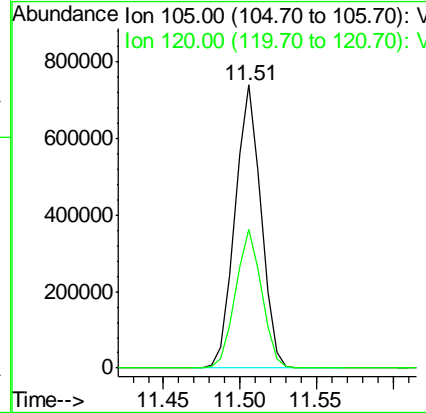
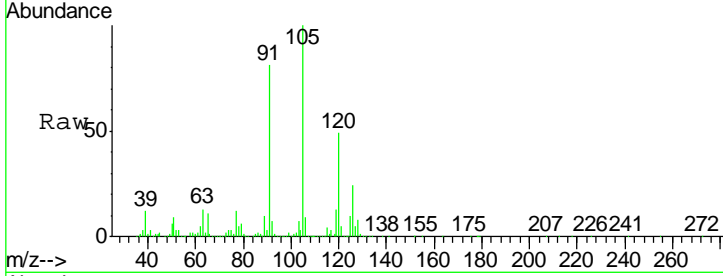




#80
 1,3,5-Trimethylbenzene
 Concen: 49.927 ug/l
 RT: 11.51 min Scan# 1698
 Delta R.T. 0.00 min
 Lab File: VX007534.D
 Acq: 13 Feb 2019 21:24

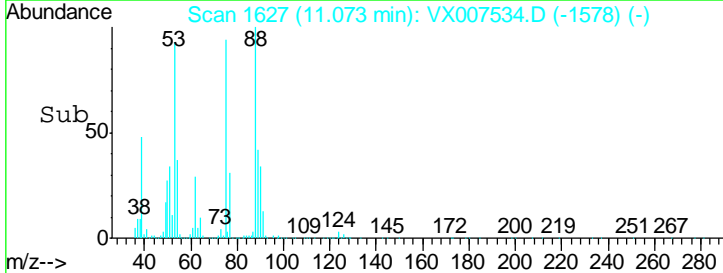
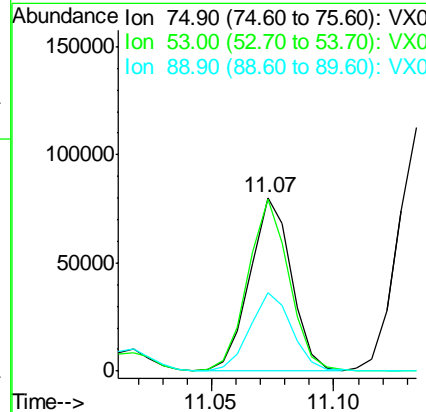
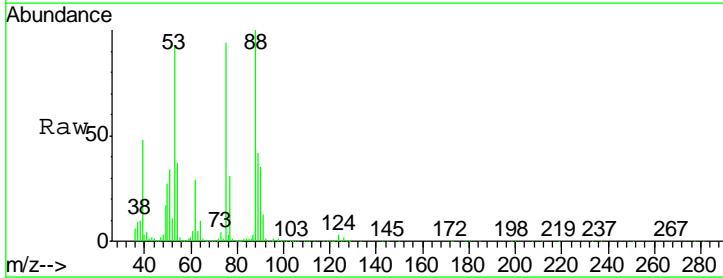
Instrument :
 MSVOA_X
 ClientSampled :
 MW-2-20190208MSD

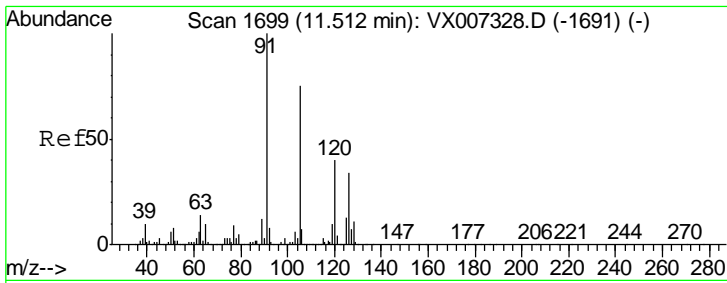
Tgt Ion: 105 Resp: 868692
 Ion Ratio Lower Upper
 105 100
 120 49.4 25.3 75.8



#81
 trans-1,4-Dichloro-2-butene
 Concen: 48.201 ug/l
 RT: 11.07 min Scan# 1627
 Delta R.T. 0.00 min
 Lab File: VX007534.D
 Acq: 13 Feb 2019 21:24

Tgt Ion: 75 Resp: 94603
 Ion Ratio Lower Upper
 75 100
 53 98.1 81.0 121.6
 89 45.5 41.4 62.0

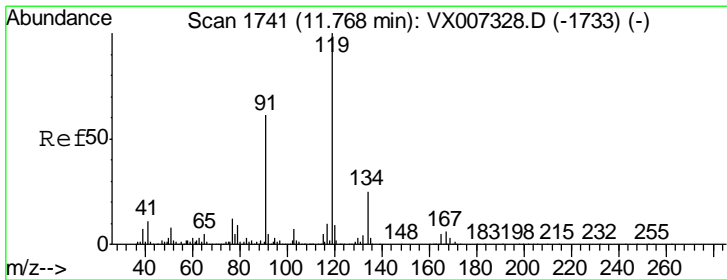
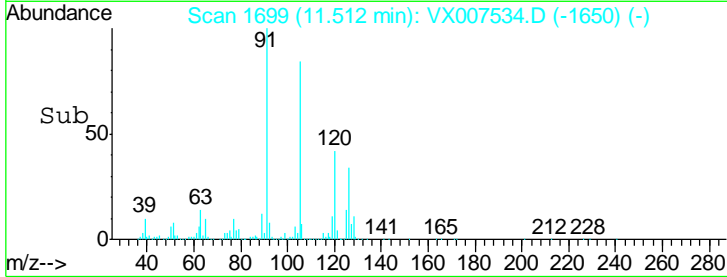
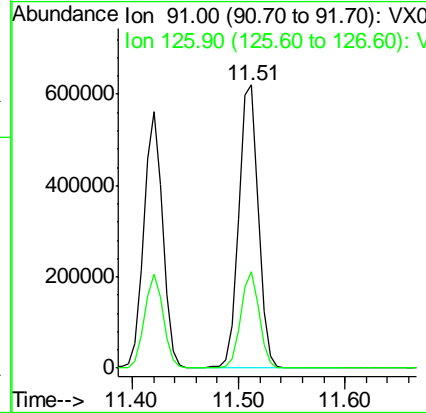
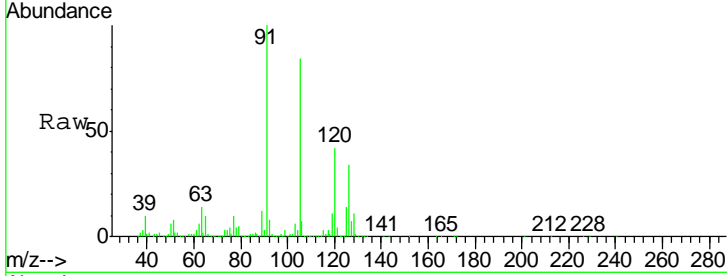




#82
 4-Chlorotoluene
 Concen: 48.932 ug/l
 RT: 11.51 min Scan# 1699
 Delta R.T. 0.00 min
 Lab File: VX007534.D
 Acq: 13 Feb 2019 21:24

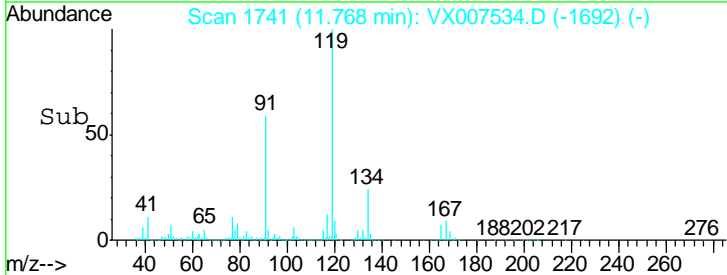
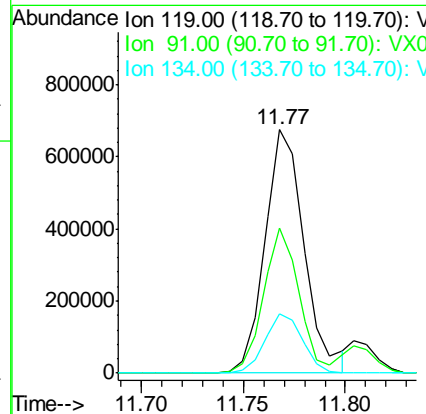
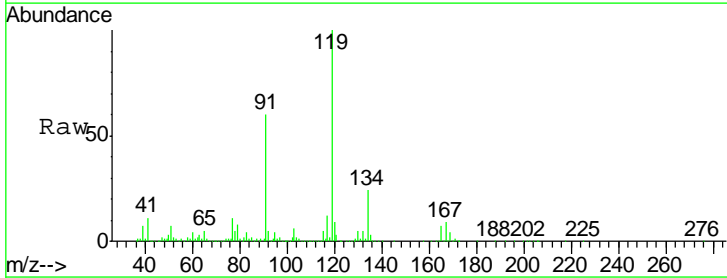
Instrument :
 MSVOA_X
 ClientSampled :
 MW-2-20190208MSD

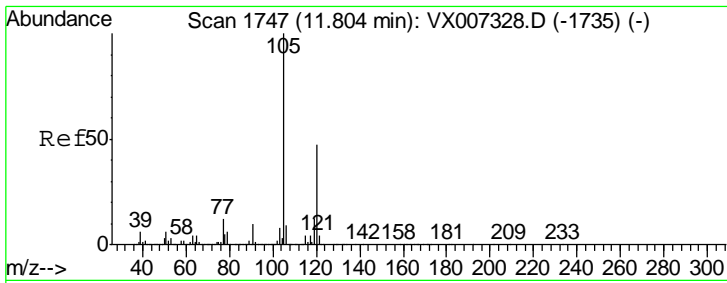
Tgt Ion	Resp	Lower	Upper
91	100		
126	32.1	16.2	48.5



#83
 tert-Butylbenzene
 Concen: 52.655 ug/l
 RT: 11.77 min Scan# 1741
 Delta R.T. 0.00 min
 Lab File: VX007534.D
 Acq: 13 Feb 2019 21:24

Tgt Ion	Resp	Lower	Upper
119	100		
91	53.8	28.5	85.6
134	23.2	12.0	36.0

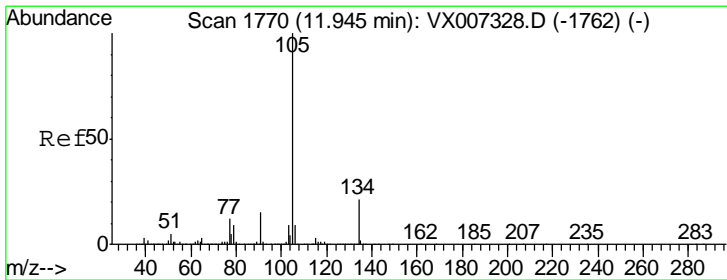
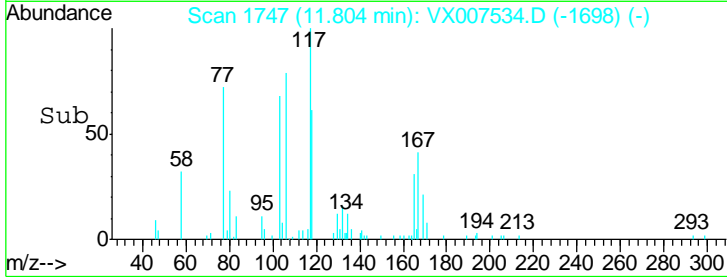
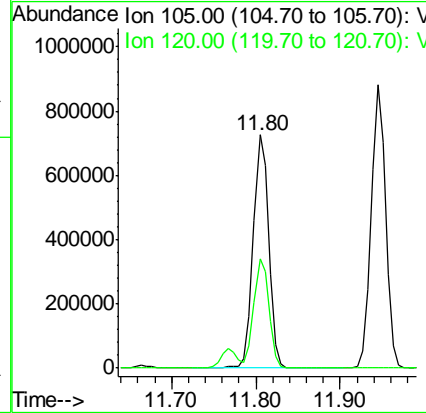
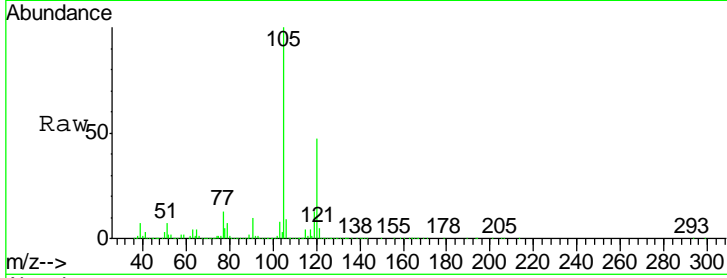




#84
 1,2,4-Trimethylbenzene
 Concen: 49.839 ug/l
 RT: 11.80 min Scan# 1747
 Delta R.T. 0.00 min
 Lab File: VX007534.D
 Acq: 13 Feb 2019 21:24

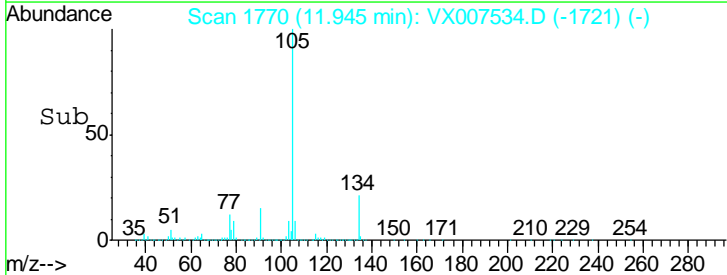
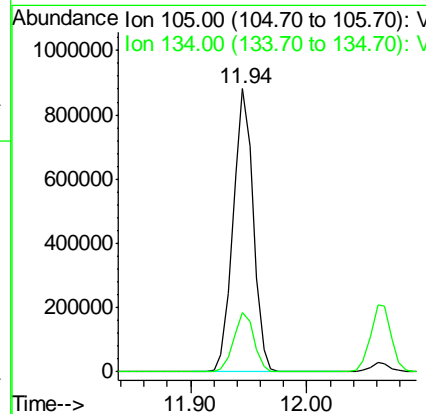
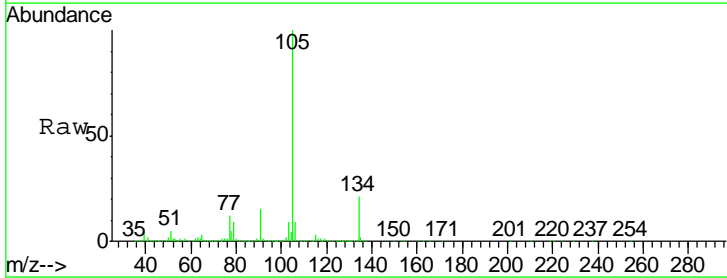
Instrument : MSVOA_X
 ClientSampleId : MW-2-20190208MSD

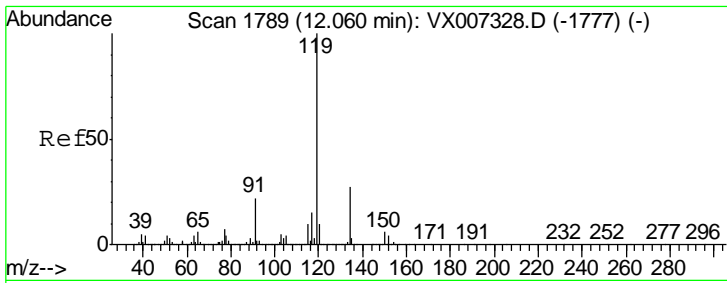
Tgt Ion:105 Resp: 880374
 Ion Ratio Lower Upper
 105 100
 120 45.7 23.1 69.3



#85
 sec-Butylbenzene
 Concen: 50.554 ug/l
 RT: 11.94 min Scan# 1770
 Delta R.T. 0.00 min
 Lab File: VX007534.D
 Acq: 13 Feb 2019 21:24

Tgt Ion:105 Resp: 1054004
 Ion Ratio Lower Upper
 105 100
 134 21.3 10.6 31.8

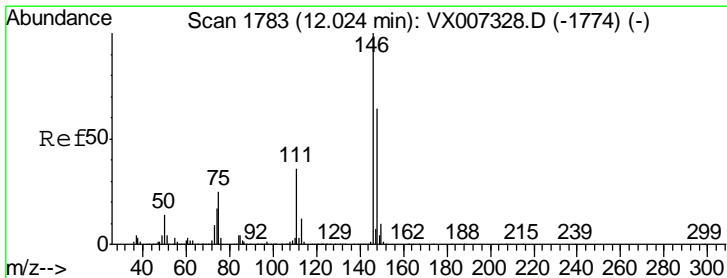
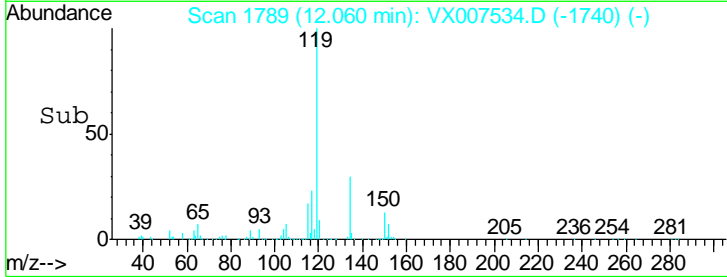
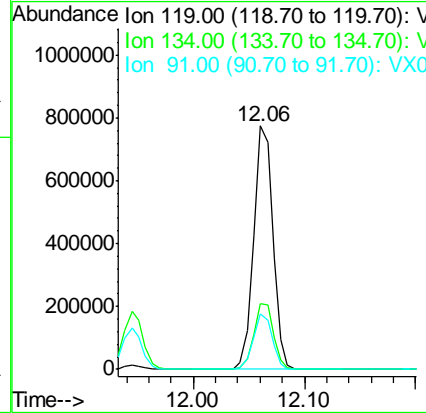
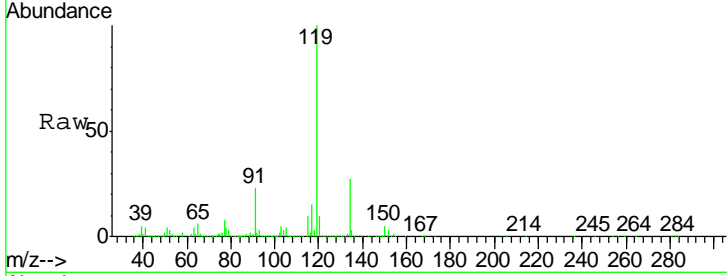




#86
 p-Isopropyltoluene
 Concen: 49.383 ug/l
 RT: 12.06 min Scan# 1789
 Delta R.T. 0.00 min
 Lab File: VX007534.D
 Acq: 13 Feb 2019 21:24

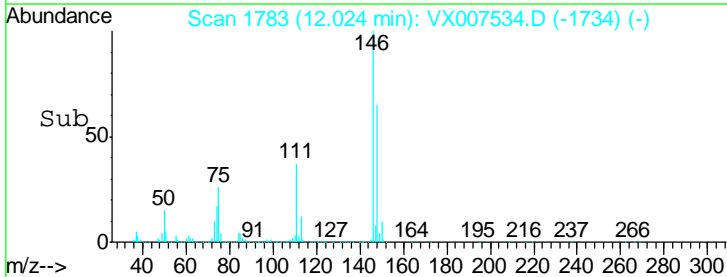
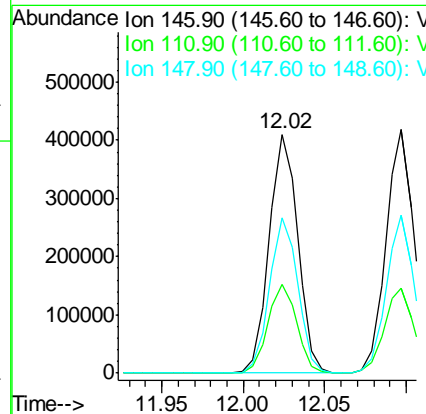
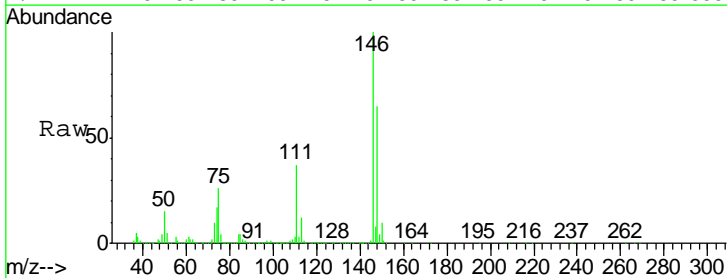
Instrument :
 MSVOA_X
 ClientSampled :
 MW-2-20190208MSD

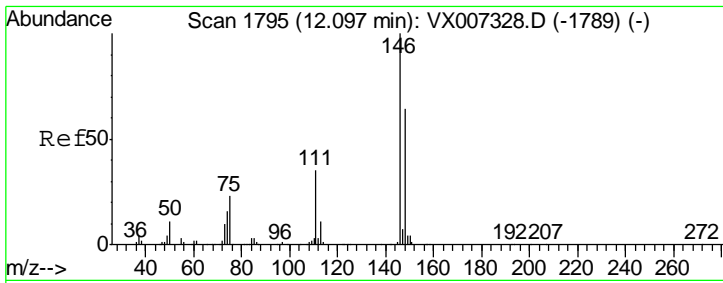
Tgt Ion	Resp	Lower	Upper
119	100		
134	27.6	13.7	41.1
91	22.5	11.2	33.5



#87
 1,3-Dichlorobenzene
 Concen: 46.411 ug/l
 RT: 12.02 min Scan# 1783
 Delta R.T. 0.00 min
 Lab File: VX007534.D
 Acq: 13 Feb 2019 21:24

Tgt Ion	Resp	Lower	Upper
146	100		
111	37.4	18.1	54.1
148	64.5	32.0	96.2

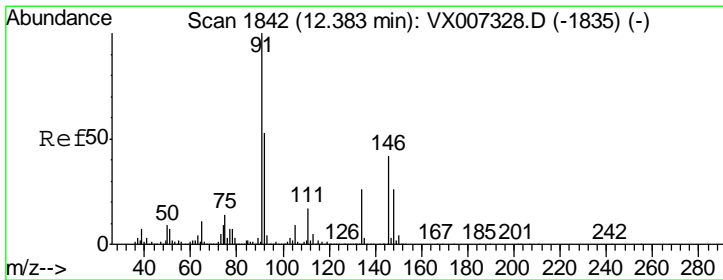
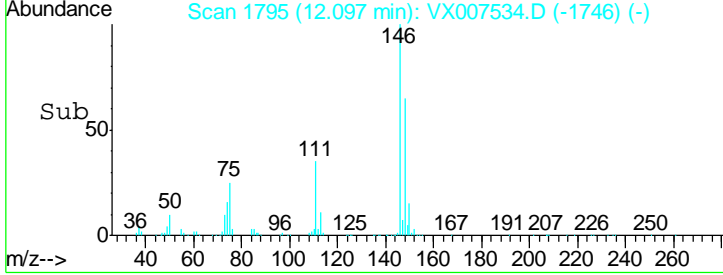
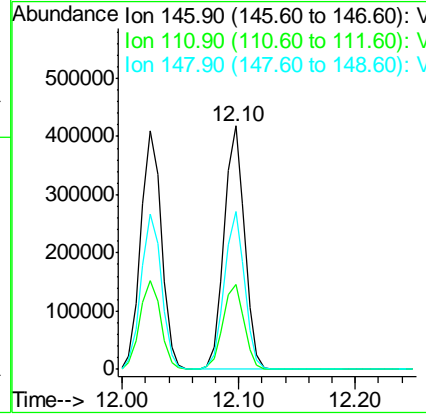
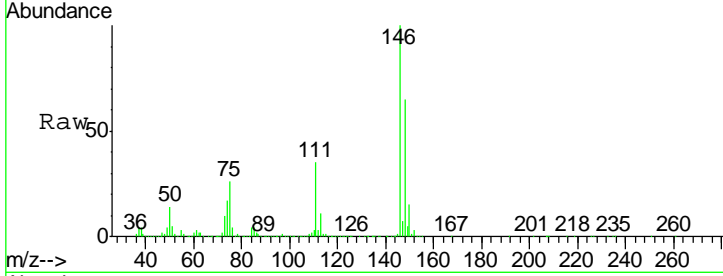




#88
 1,4-Dichlorobenzene
 Concen: 46.072 ug/l
 RT: 12.10 min Scan# 1795
 Delta R.T. 0.00 min
 Lab File: VX007534.D
 Acq: 13 Feb 2019 21:24

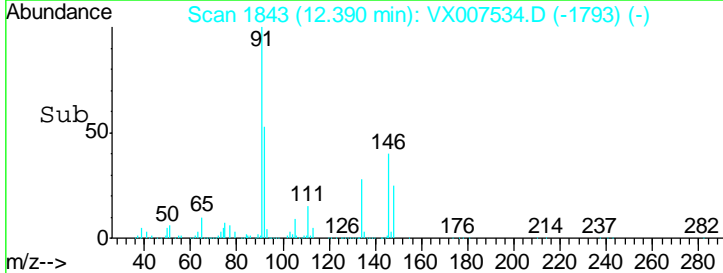
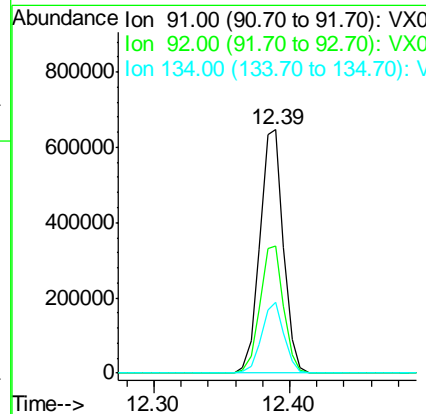
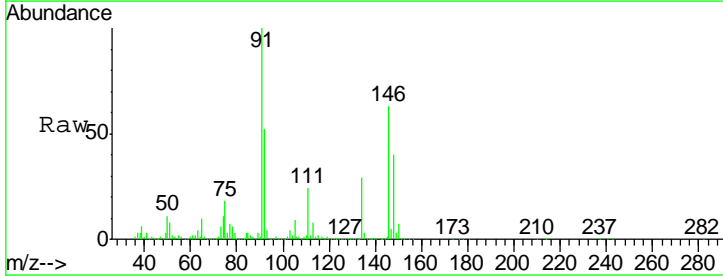
Instrument : MSVOA_X
 ClientSampled : MW-2-20190208MSD

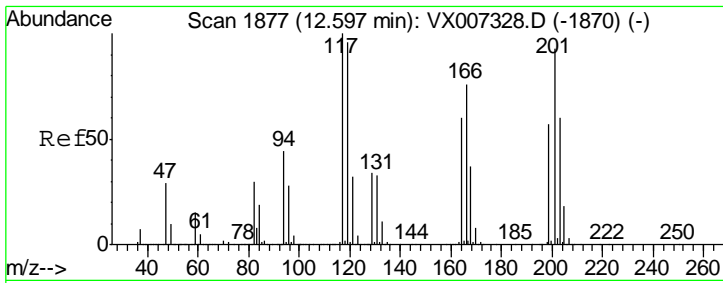
Tgt Ion	Resp	Lower	Upper
146	502668		
111	36.3	18.1	54.1
148	64.3	32.3	96.9



#89
 n-Butylbenzene
 Concen: 48.580 ug/l
 RT: 12.39 min Scan# 1843
 Delta R.T. 0.01 min
 Lab File: VX007534.D
 Acq: 13 Feb 2019 21:24

Tgt Ion	Resp	Lower	Upper
91	786533		
92	52.5	26.3	78.9
134	27.7	13.9	41.6

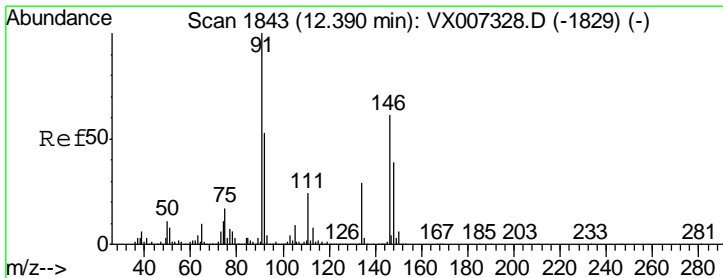
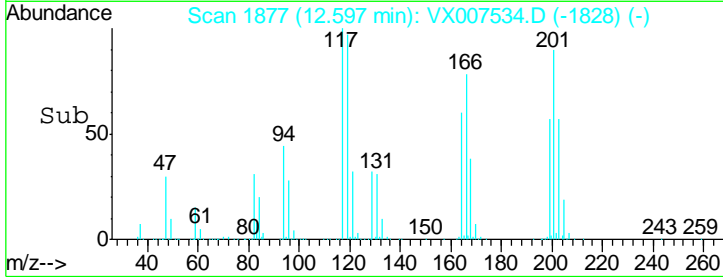
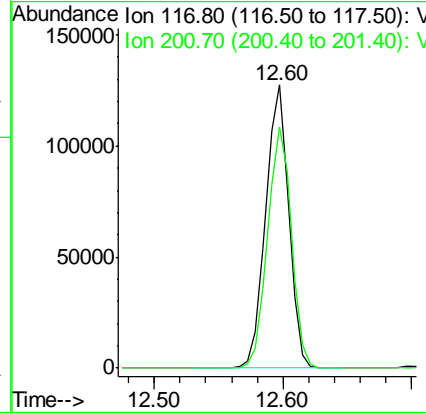
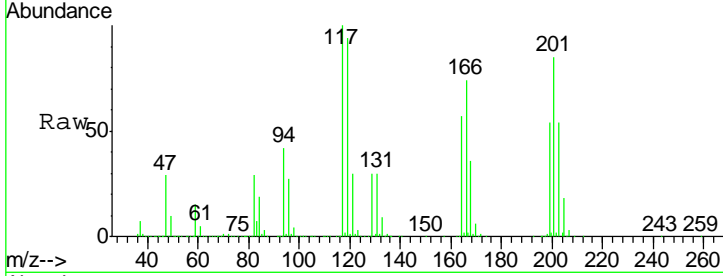




#90
 Hexachloroethane
 Concen: 55.837 ug/l
 RT: 12.60 min Scan# 1877
 Delta R.T. 0.00 min
 Lab File: VX007534.D
 Acq: 13 Feb 2019 21:24

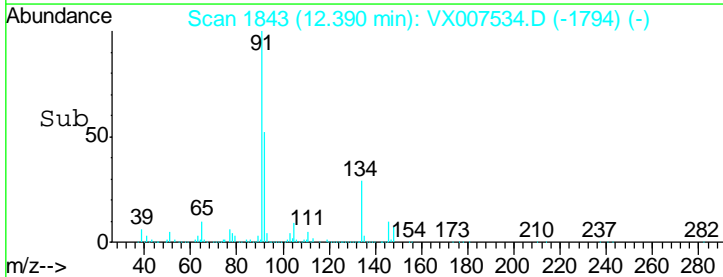
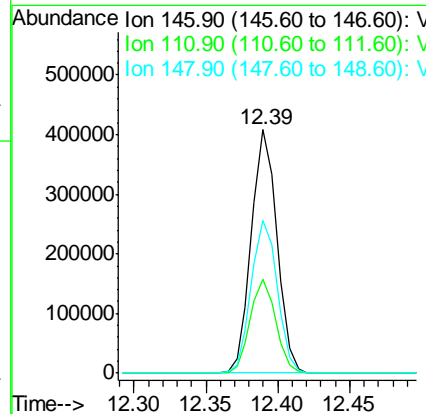
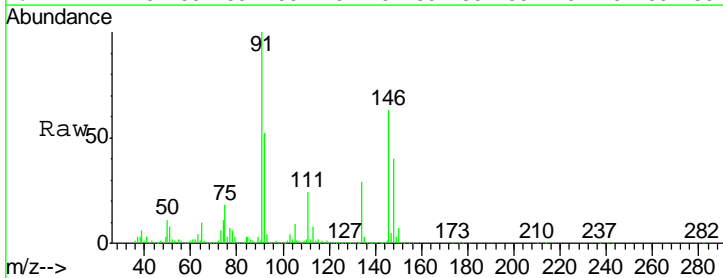
Instrument :
 MSVOA_X
 ClientSampled :
 MW-2-20190208MSD

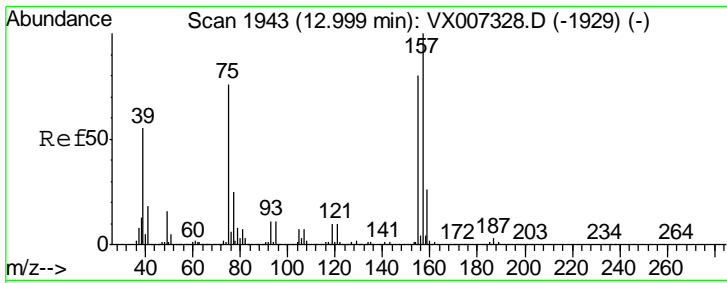
Tgt Ion:117 Resp: 157279
 Ion Ratio Lower Upper
 117 100
 201 88.2 44.9 134.7



#91
 1,2-Dichlorobenzene
 Concen: 46.768 ug/l
 RT: 12.39 min Scan# 1843
 Delta R.T. 0.00 min
 Lab File: VX007534.D
 Acq: 13 Feb 2019 21:24

Tgt Ion:146 Resp: 500526
 Ion Ratio Lower Upper
 146 100
 111 38.5 19.1 57.3
 148 64.2 32.1 96.3

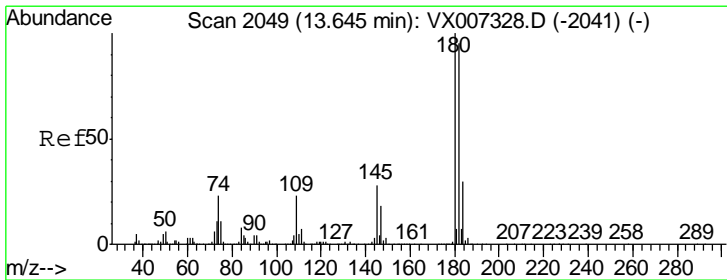
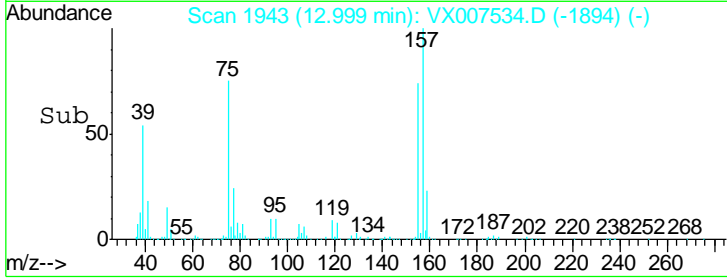
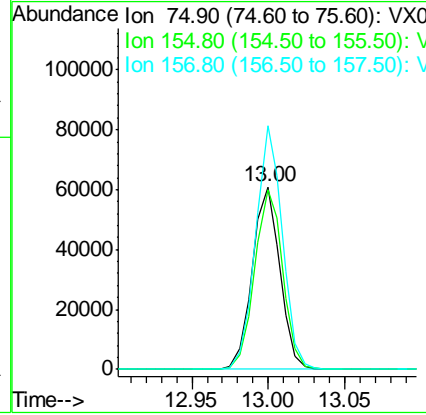
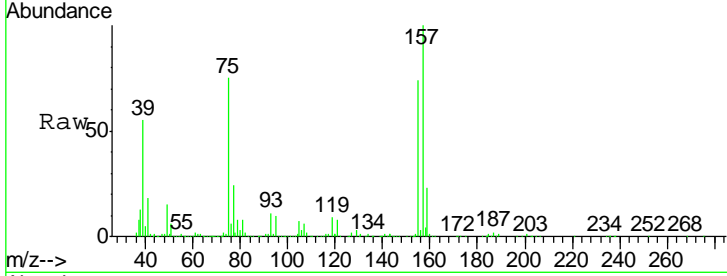




#92
 1,2-Dibromo-3-Chloropropane
 Concen: 56.497 ug/l
 RT: 13.00 min Scan# 1943
 Delta R.T. 0.00 min
 Lab File: VX007534.D
 Acq: 13 Feb 2019 21:24

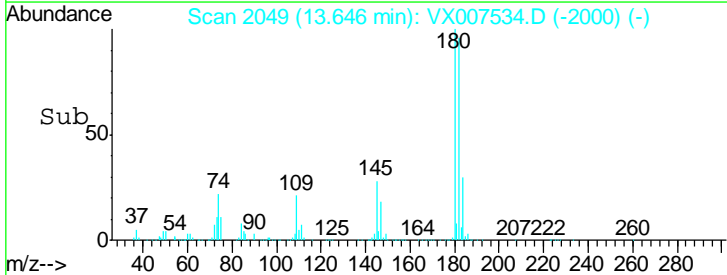
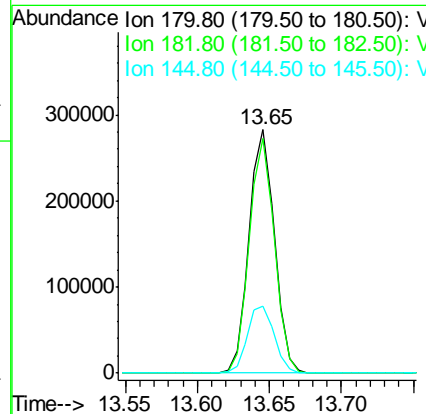
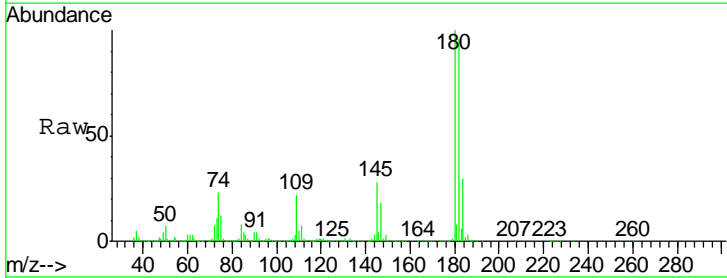
Instrument : MSVOA_X
 ClientSampleId : MW-2-20190208MSD

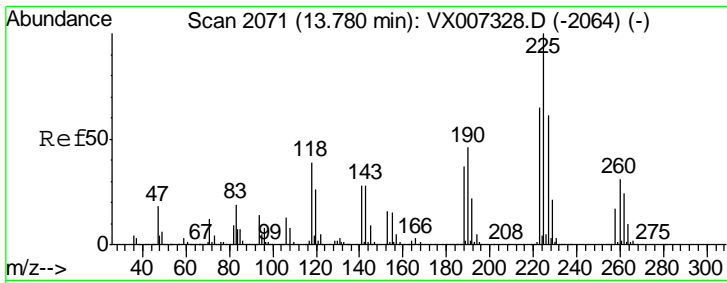
Tgt Ion	Resp	Lower	Upper
75	100		
155	99.7	49.6	149.0
157	129.9	65.1	195.3



#93
 1,2,4-Trichlorobenzene
 Concen: 47.696 ug/l
 RT: 13.65 min Scan# 2049
 Delta R.T. 0.00 min
 Lab File: VX007534.D
 Acq: 13 Feb 2019 21:24

Tgt Ion	Resp	Lower	Upper
180	100		
182	95.3	47.8	143.3
145	29.0	14.1	42.2

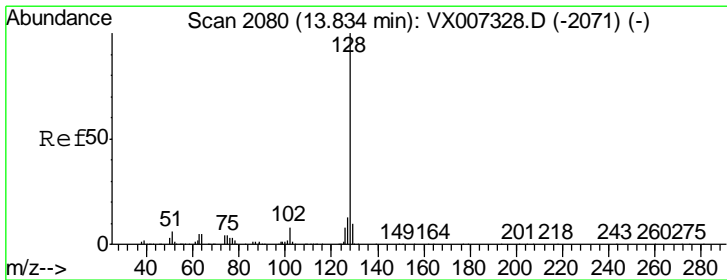
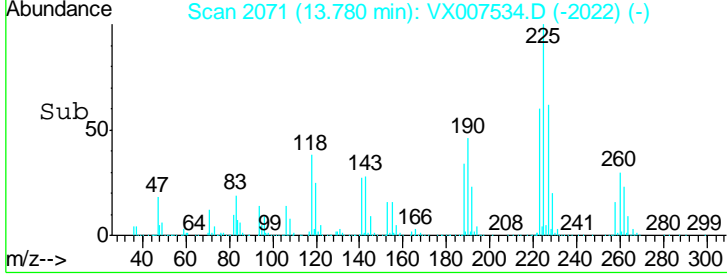
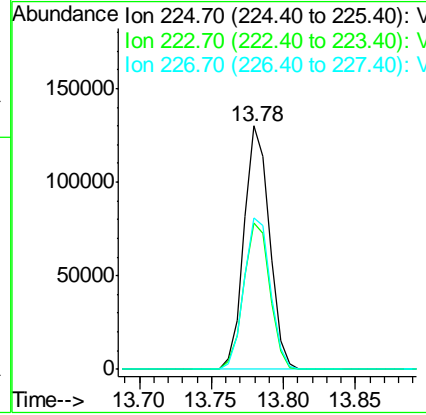
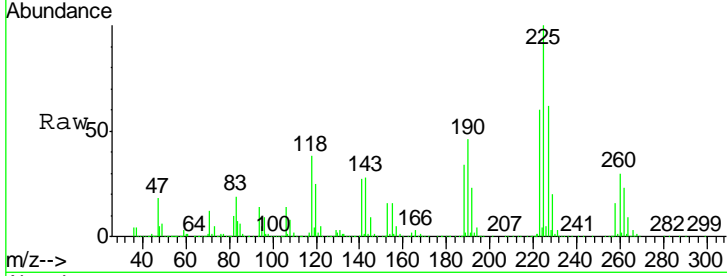




#94
 Hexachlorobutadiene
 Concen: 45.377 ug/l
 RT: 13.78 min Scan# 2071
 Delta R.T. 0.00 min
 Lab File: VX007534.D
 Acq: 13 Feb 2019 21:24

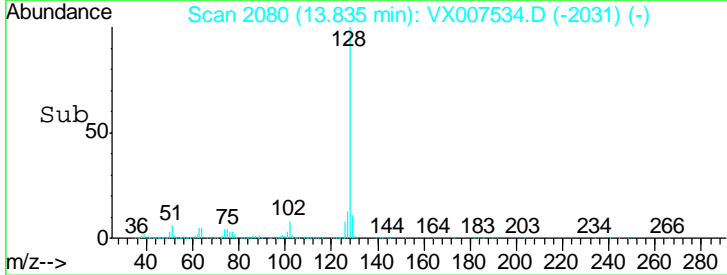
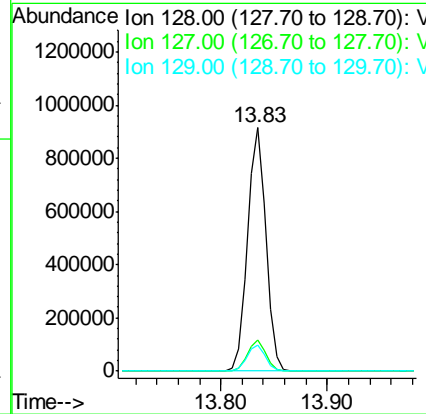
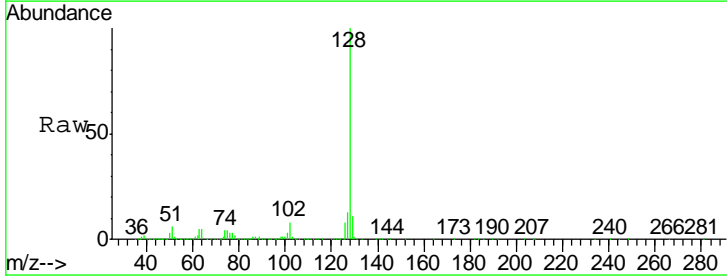
Instrument : MSVOA_X
 ClientSampled : MW-2-20190208MSD

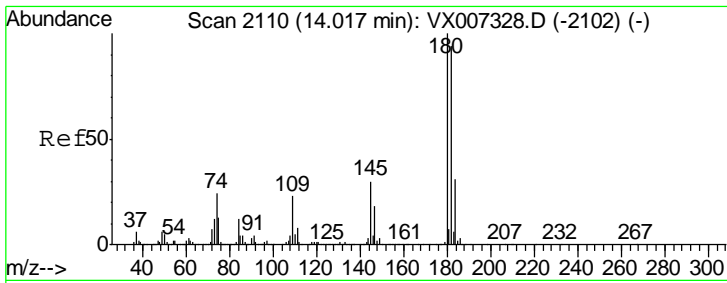
Tgt Ion	Resp	Lower	Upper
225	159030		
223	62.2	31.6	94.8
227	64.7	32.1	96.3



#95
 Naphthalene
 Concen: 52.644 ug/l
 RT: 13.83 min Scan# 2080
 Delta R.T. 0.00 min
 Lab File: VX007534.D
 Acq: 13 Feb 2019 21:24

Tgt Ion	Resp	Lower	Upper
128	1111110		
127	12.9	10.5	15.7
129	11.0	8.7	13.1





#96
 1,2,3-Trichlorobenzene
 Concen: 47.832 ug/l
 RT: 14.02 min Scan# 2110
 Delta R.T. 0.00 min
 Lab File: VX007534.D
 Acq: 13 Feb 2019 21:24

Instrument :
 MSVOA_X
 ClientSampled :
 MW-2-20190208MSD

Tot Ion	Resp	Lower	Upper
180	100		
182	96.0	47.5	142.6
145	30.6	14.9	44.5

