

Data Path : Z:\VOASRV\HPCHEM1\MSVOA\_X\DATA\VX030619\  
 Data File : VX007861.D  
 Acq On : 06 Mar 2019 15:40  
 Operator : JC/SP  
 Sample : K1560-07  
 Misc : 5.0mL/MSVOA\_X/WATER  
 ALS Vial : 12 Sample Multiplier: 1

Instrument :  
 MSVOA\_X  
 ClientSampleId :  
 LOD-MDL-WATER-01-QT1-2019

Quant Time: Mar 07 07:48:59 2019  
 Quant Method : Z:\VOASRV\HPCHEM1\MSVOA\_X\METHOD\82X030619W.M  
 Quant Title : SW846 8260  
 QLast Update : Thu Mar 07 07:33:26 2019  
 Response via : Initial Calibration

Internal Standards	R.T.	QIon	Response	Conc	Units	Dev(Min)
1) Pentafluorobenzene	5.66	168	311032	50.00	ug/l	0.00
34) 1,4-Difluorobenzene	6.86	114	443629	50.00	ug/l	0.00
63) Chlorobenzene-d5	10.11	117	394213	50.00	ug/l	0.00
72) 1,4-Dichlorobenzene-d4	12.08	152	188412	50.00	ug/l	0.00

## System Monitoring Compounds

33) 1,2-Dichloroethane-d4	6.06	65	166505	50.75	ug/l	0.00
Spiked Amount	50.000		Recovery	=	101.50%	
35) Dibromofluoromethane	5.50	113	142970	50.38	ug/l	0.00
Spiked Amount	50.000		Recovery	=	100.76%	
50) Toluene-d8	8.71	98	543385	52.14	ug/l	0.00
Spiked Amount	50.000		Recovery	=	104.28%	
62) 4-Bromofluorobenzene	11.13	95	188087	51.48	ug/l	0.00
Spiked Amount	50.000		Recovery	=	102.96%	

## Target Compounds

					Qvalue
2) Dichlorodifluoromethane	1.20	85	1351	0.508 ug/l	96
3) Chloromethane	1.33	50	1939	0.566 ug/l	97
4) Vinyl Chloride	1.41	62	1700	0.500 ug/l	98
5) Bromomethane	1.64	94	1263	Below Cal	97
6) Chloroethane	1.72	64	1992	0.881 ug/l	96
7) Trichlorofluoromethane	1.93	101	2233	0.504 ug/l	99
8) Diethyl Ether	2.19	74	1014	0.529 ug/l	96
9) 1,1,2-Trichlorotrifluoroet	2.39	101	1469	0.535 ug/l	95
10) Methyl Iodide	2.51	142	8213	2.109 ug/l	98
11) Tert butyl alcohol	3.06	59	10189	13.886 ug/l	99
12) 1,1-Dichloroethene	2.38	96	1383	0.523 ug/l	86
13) Acrolein	2.29	56	8846	22.713 ug/l	100
14) Allyl chloride	2.73	41	2475	0.445 ug/l #	82
15) Acrylonitrile	3.15	53	4956	2.676 ug/l	99
16) Acetone	2.45	43	5751	3.028 ug/l	90
18) Methyl Acetate	2.78	43	2177	0.540 ug/l	93
19) Methyl tert-butyl Ether	3.20	73	4633	0.509 ug/l	94
20) Methylene Chloride	2.85	84	1975	0.653 ug/l	91
21) trans-1,2-Dichloroethene	3.17	96	1705	0.586 ug/l	96
22) Diisopropyl ether	3.87	45	5396	0.529 ug/l #	98
23) Vinyl Acetate	3.82	43	21460	2.401 ug/l	97
24) 1,1-Dichloroethane	3.70	63	2697	0.492 ug/l #	90
25) 2-Butanone	4.70	43	7057	2.625 ug/l	96
26) 2,2-Dichloropropane	4.59	77	1787	0.492 ug/l #	74
27) cis-1,2-Dichloroethene	4.60	96	1646	0.494 ug/l	68
28) Bromochloromethane	5.01	49	1282	0.501 ug/l #	99
29) Tetrahydrofuran	5.17	42	4409	2.629 ug/l	95
30) Chloroform	5.21	83	2581	0.497 ug/l #	79
31) Cyclohexane	5.58	56	2596	0.515 ug/l	94
32) 1,1,1-Trichloroethane	5.49	97	2007	0.466 ug/l #	45
36) 1,1-Dichloropropene	5.79	75	2360	0.588 ug/l	99
37) Ethyl Acetate	4.86	43	2628	0.551 ug/l #	85
38) Carbon Tetrachloride	5.78	117	1894	0.497 ug/l #	77
39) Methylcyclohexane	7.46	83	2435	0.500 ug/l	98

Data Path : Z:\VOASRV\HPCHEM1\MSVOA\_X\DATA\VX030619\  
 Data File : VX007861.D  
 Acq On : 06 Mar 2019 15:40  
 Operator : JC/SP  
 Sample : K1560-07  
 Misc : 5.0mL/MSVOA\_X/WATER  
 ALS Vial : 12 Sample Multiplier: 1

Instrument :  
 MSVOA\_X  
 ClientSampleId :  
 LOD-MDL-WATER-01-QT1-2019

Quant Time: Mar 07 07:48:59 2019  
 Quant Method : Z:\VOASRV\HPCHEM1\MSVOA\_X\METHOD\82X030619W.M  
 Quant Title : SW846 8260  
 QLast Update : Thu Mar 07 07:33:26 2019  
 Response via : Initial Calibration

Internal Standards	R.T.	QIon	Response	Conc	Units	Dev(Min)
40) Benzene	6.14	78	6103	0.510	ug/l #	87
41) Methacrylonitrile	5.07	41	1470	0.566	ug/l #	85
42) 1,2-Dichloroethane	6.19	62	2160	0.552	ug/l	89
43) Isopropyl Acetate	6.46	43	3303	0.468	ug/l	98
44) Trichloroethene	7.21	130	1636	0.496	ug/l	93
45) 1,2-Dichloropropane	7.52	63	1507	0.477	ug/l #	87
46) Dibromomethane	7.66	93	1049	0.525	ug/l	88
47) Bromodichloromethane	7.90	83	1751	0.462	ug/l	93
48) Methyl methacrylate	7.77	41	1834	0.494	ug/l	98
49) 1,4-Dioxane	7.76	88	728	9.555	ug/l #	87
51) 4-Methyl-2-Pentanone	8.65	43	10441	2.301	ug/l	99
52) Toluene	8.79	92	3913	0.536	ug/l	92
53) t-1,3-Dichloropropene	9.04	75	1518	0.384	ug/l	94
54) cis-1,3-Dichloropropene	8.43	75	1806	0.404	ug/l	92
55) 1,1,2-Trichloroethane	9.21	97	1482	0.501	ug/l	97
56) Ethyl methacrylate	9.18	69	2141	0.482	ug/l #	89
57) 1,3-Dichloropropane	9.37	76	2309	0.465	ug/l	96
58) 2-Chloroethyl Vinyl ether	8.31	63	5277	2.299	ug/l	95
59) 2-Hexanone	9.49	43	8092	2.297	ug/l	93
60) Dibromochloromethane	9.58	129	1310	0.424	ug/l	96
61) 1,2-Dibromoethane	9.67	107	1493	0.476	ug/l	99
64) Tetrachloroethene	9.34	164	1699	0.520	ug/l	92
65) Chlorobenzene	10.13	112	4252	0.515	ug/l	98
66) 1,1,1,2-Tetrachloroethane	10.23	131	1287	0.435	ug/l #	63
67) Ethyl Benzene	10.25	91	6572	0.484	ug/l	97
68) m/p-Xylenes	10.36	106	4658	0.890	ug/l	93
69) o-Xylene	10.70	106	2364	0.468	ug/l	98
70) Styrene	10.71	104	3603	0.436	ug/l	98
71) Bromoform	10.85	173	943	0.371	ug/l #	97
73) Isopropylbenzene	11.02	105	6116	0.480	ug/l	98
74) N-amyl acetate	10.90	43	2350	0.404	ug/l	94
75) 1,1,2,2-Tetrachloroethane	11.27	83	2281	0.519	ug/l	99
76) 1,2,3-Trichloropropane	11.13	75	86164	21.793	ug/l #	39
77) Bromobenzene	11.25	156	1936	0.554	ug/l	97
78) n-propylbenzene	11.36	91	6946	0.491	ug/l	96
79) 2-Chlorotoluene	11.42	91	4453	0.515	ug/l	97
80) 1,3,5-Trimethylbenzene	11.51	105	4977	0.475	ug/l	99
81) trans-1,4-Dichloro-2-buten	11.13	75	86164	69.663	ug/l #	11
82) 4-Chlorotoluene	11.51	91	5220	0.527	ug/l	99
83) tert-Butylbenzene	11.77	119	4975	0.471	ug/l	93
84) 1,2,4-Trimethylbenzene	11.80	105	4905	0.456	ug/l	97
85) sec-Butylbenzene	11.94	105	5786	0.465	ug/l	100
86) p-Isopropyltoluene	12.06	119	4927	0.442	ug/l	87
87) 1,3-Dichlorobenzene	12.02	146	3247	0.525	ug/l	98
88) 1,4-Dichlorobenzene	12.02	146	3247	0.513	ug/l	98
89) n-Butylbenzene	12.38	91	4047	0.429	ug/l	96
90) Hexachloroethane	12.60	117	792	0.425	ug/l	98
91) 1,2-Dichlorobenzene	12.39	146	3027	0.493	ug/l	93
92) 1,2-Dibromo-3-Chloropropan	13.00	75	370	0.403	ug/l	88
93) 1,2,4-Trichlorobenzene	13.65	180	1945	0.451	ug/l	95

Data Path : Z:\VOASRV\HPCHEM1\MSVOA\_X\DATA\VX030619\  
 Data File : VX007861.D  
 Acq On : 06 Mar 2019 15:40  
 Operator : JC/SP  
 Sample : K1560-07  
 Misc : 5.0mL/MSVOA\_X/WATER  
 ALS Vial : 12 Sample Multiplier: 1

Instrument :  
 MSVOA\_X  
 ClientSampleId :  
 LOD-MDL-WATER-01-QT1-2019

Quant Time: Mar 07 07:48:59 2019  
 Quant Method : Z:\VOASRV\HPCHEM1\MSVOA\_X\METHOD\82X030619W.M  
 Quant Title : SW846 8260  
 QLast Update : Thu Mar 07 07:33:26 2019  
 Response via : Initial Calibration

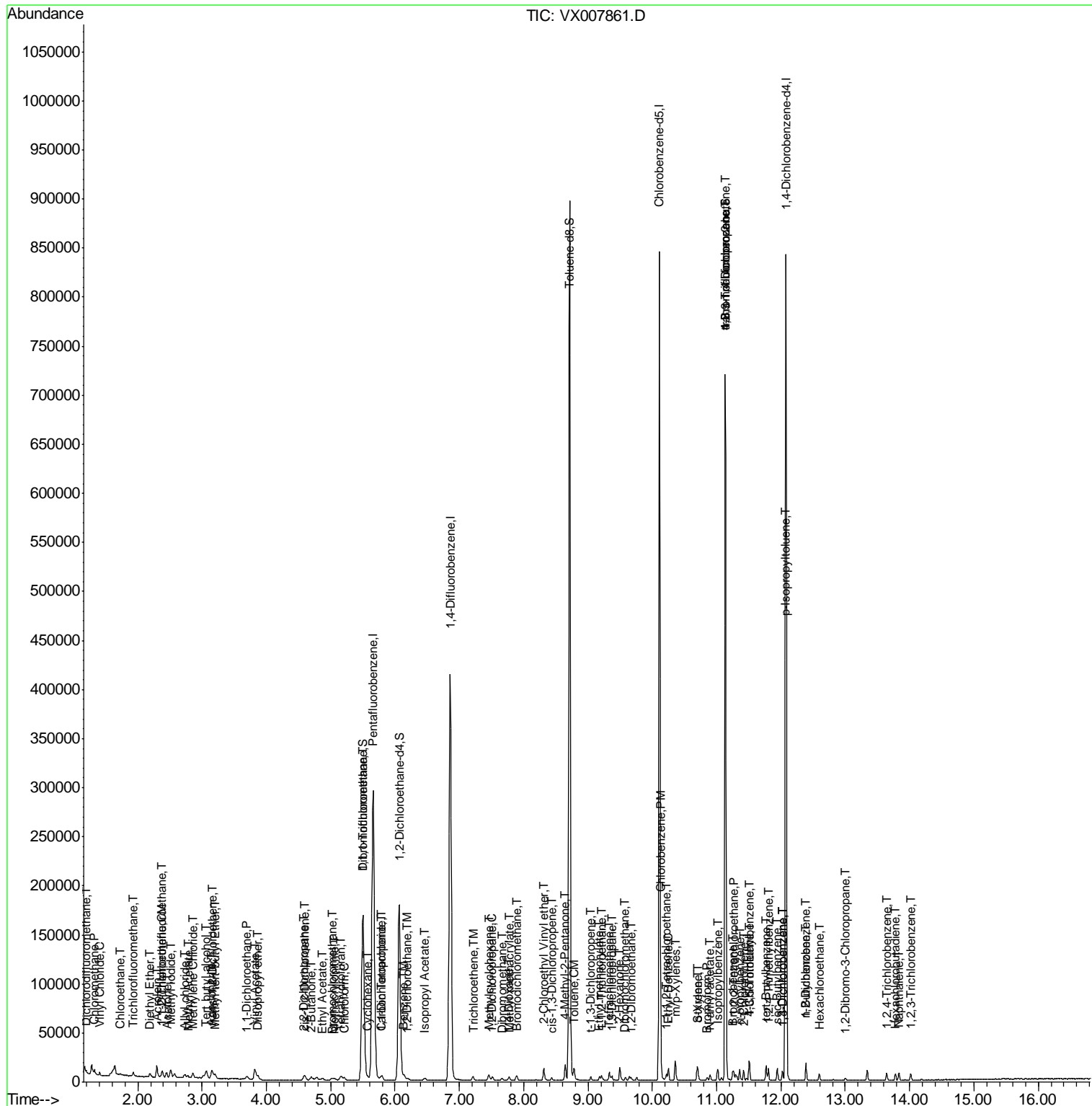
Internal Standards	R.T.	QIon	Response	Conc	Units	Dev(Min)
94) Hexachlorobutadiene	13.78	225	1152	0.511	ug/l	94
95) Naphthalene	13.83	128	5016	0.404	ug/l	97
96) 1,2,3-Trichlorobenzene	14.02	180	1958	0.456	ug/l	99

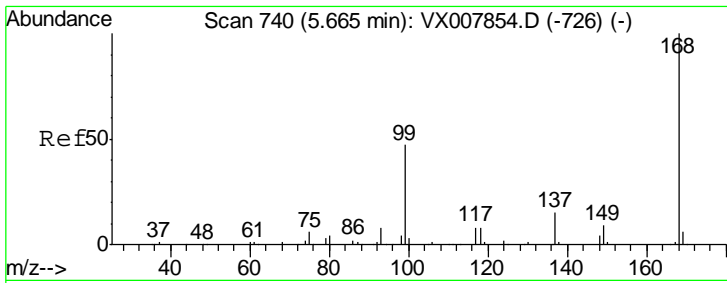
(#) = qualifier out of range (m) = manual integration (+) = signals summed

Data Path : Z:\VOASRV\HPCHEM1\MSVOA\_X\DATA\VX030619\  
 Data File : VX007861.D  
 Acq On : 06 Mar 2019 15:40  
 Operator : JC/SP  
 Sample : K1560-07  
 Misc : 5.0mL/MSVOA\_X/WATER  
 ALS Vial : 12 Sample Multiplier: 1

Instrument :  
 MSVOA\_X  
 Client Sampled :  
 LOD-MDL-WATER-01-QT1-2019

Quant Time: Mar 07 07:48:59 2019  
 Quant Method : Z:\VOASRV\HPCHEM1\MSVOA\_X\METHOD\82X030619W.M  
 Quant Title : SW846 8260  
 QLast Update : Thu Mar 07 07:33:26 2019  
 Response via : Initial Calibration

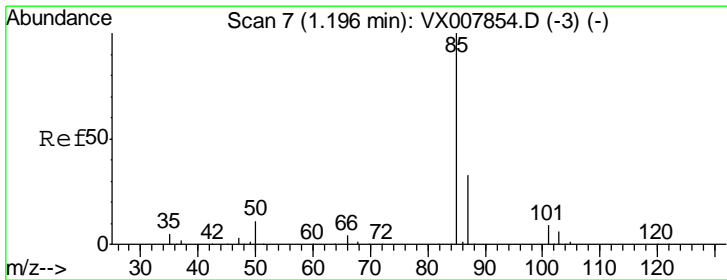
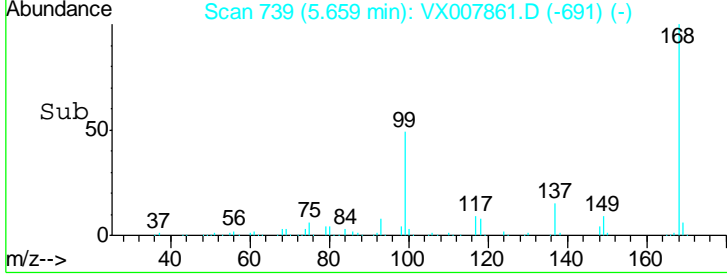
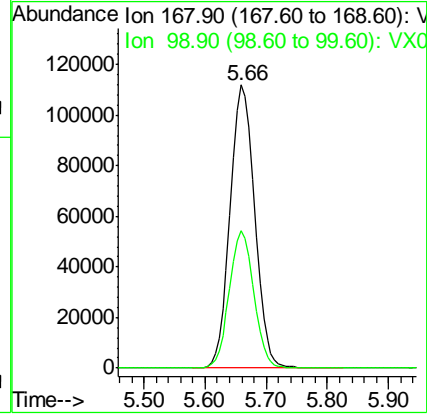
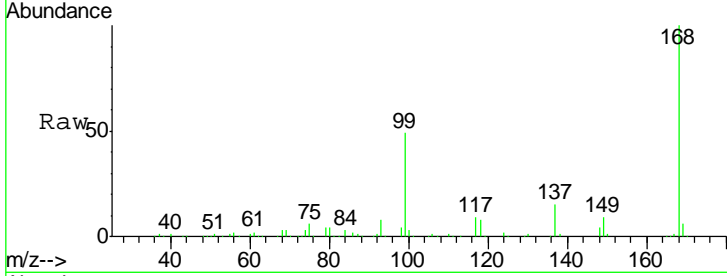




#1  
 Pentafluorobenzene  
 Concen: 50.000 ug/l  
 RT: 5.66 min Scan# 739  
 Delta R.T. -0.01 min  
 Lab File: VX007861.D  
 Acq: 06 Mar 2019 15:40

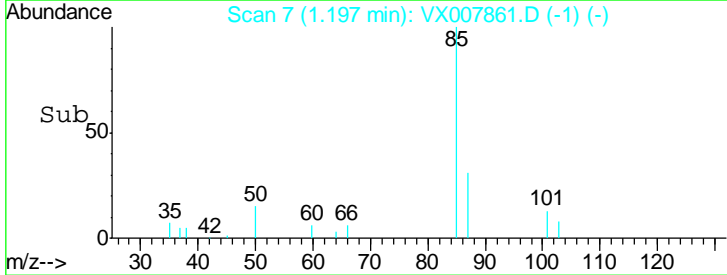
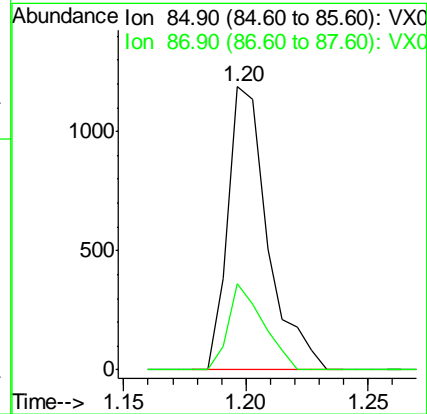
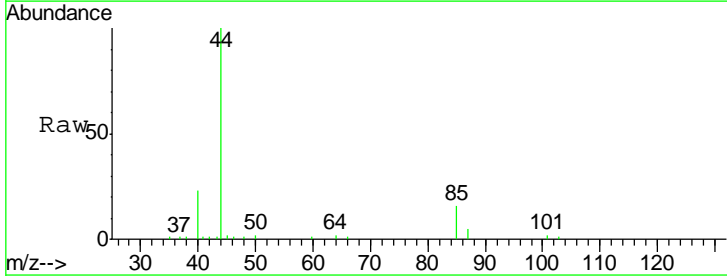
Instrument : MSVOA\_X  
 ClientSampleID : LOD-MDL-WATER-01-QT1-2019

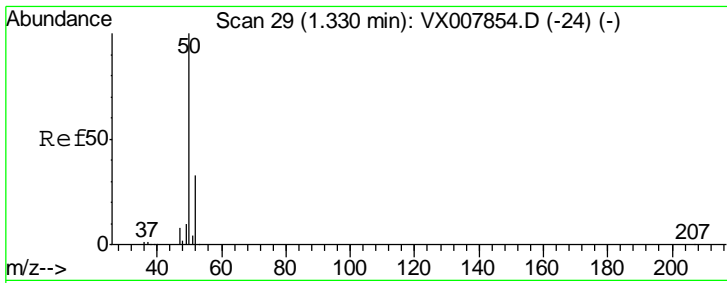
Tgt Ion: 168 Resp: 311032  
 Ion Ratio Lower Upper  
 168 100  
 99 48.8 37.6 56.4



#2  
 Dichlorodifluoromethane  
 Concen: 0.508 ug/l  
 RT: 1.20 min Scan# 7  
 Delta R.T. 0.00 min  
 Lab File: VX007861.D  
 Acq: 06 Mar 2019 15:40

Tgt Ion: 85 Resp: 1351  
 Ion Ratio Lower Upper  
 85 100  
 87 30.6 16.4 49.1

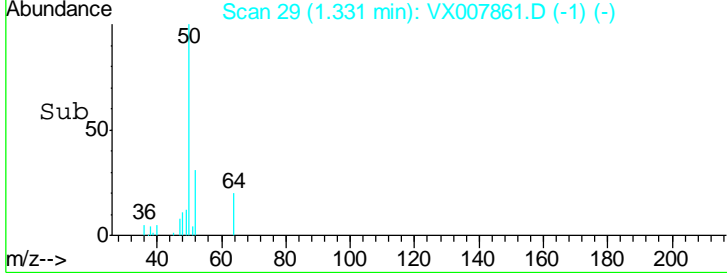
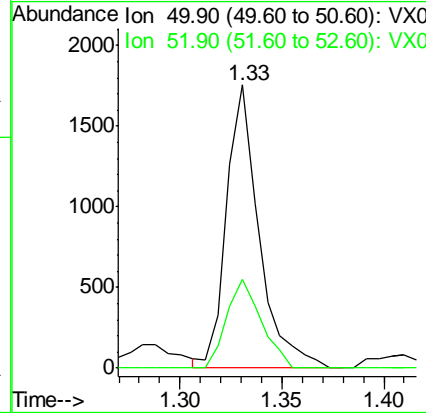
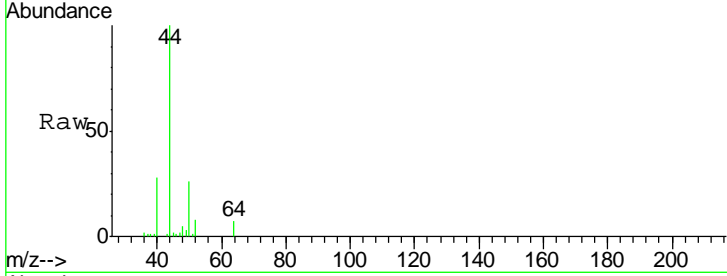




#3  
 Chloromethane  
 Concen: 0.566 ug/l  
 RT: 1.33 min Scan# 29  
 Delta R.T. 0.00 min  
 Lab File: VX007861.D  
 Acq: 06 Mar 2019 15:40

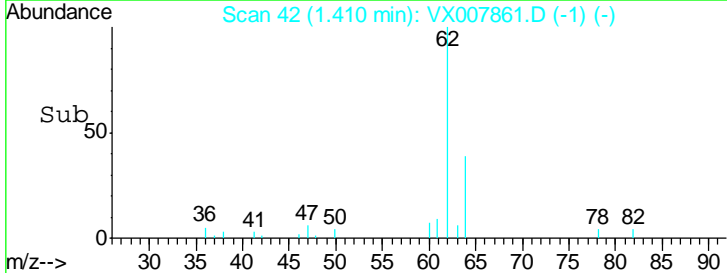
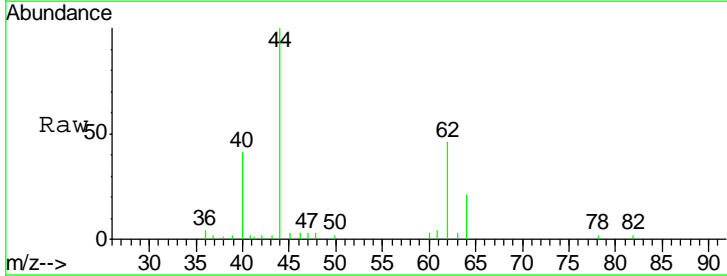
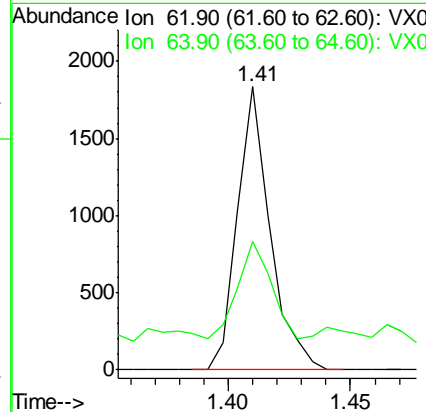
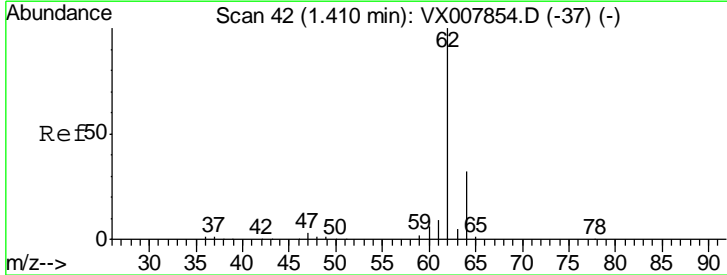
**Instrument :**  
 MSVOA\_X  
**ClientSampled :**  
 LOD-MDL-WATER-01-QT1-2019

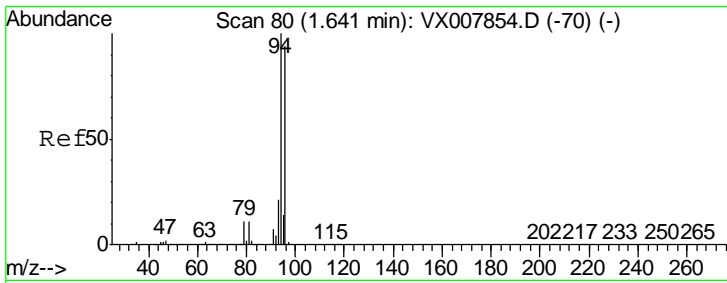
Tgt Ion: 50 Resp: 1939  
 Ion Ratio Lower Upper  
 50 100  
 52 31.3 26.5 39.7



#4  
 Vinyl Chloride  
 Concen: 0.500 ug/l  
 RT: 1.41 min Scan# 42  
 Delta R.T. 0.00 min  
 Lab File: VX007861.D  
 Acq: 06 Mar 2019 15:40

Tgt Ion: 62 Resp: 1700  
 Ion Ratio Lower Upper  
 62 100  
 64 32.6 25.3 37.9

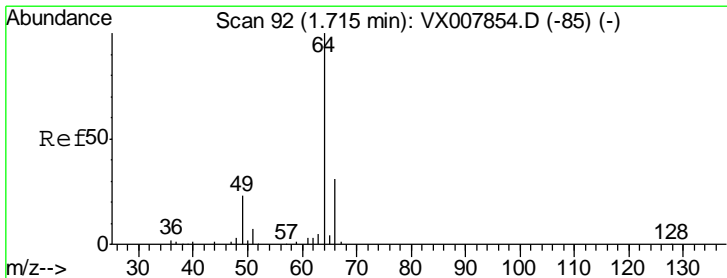
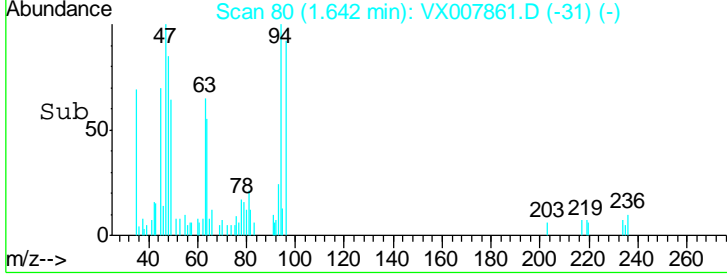
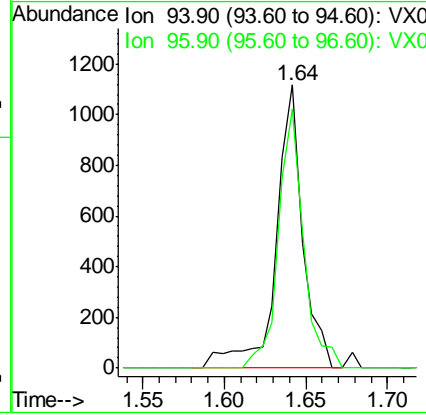
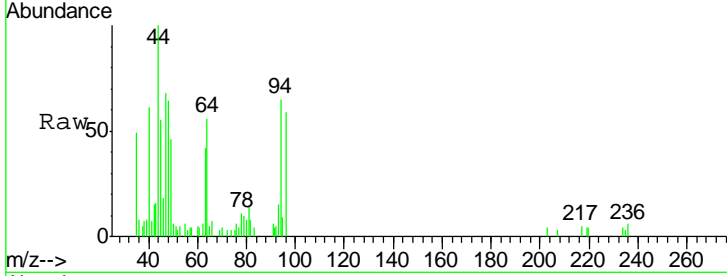




#5  
 Bromomethane  
 Concen: Below Cal  
 RT: 1.64 min Scan# 80  
 Delta R.T. 0.00 min  
 Lab File: VX007861.D  
 Acq: 06 Mar 2019 15:40

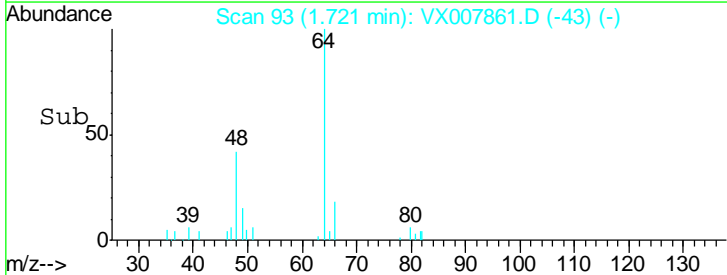
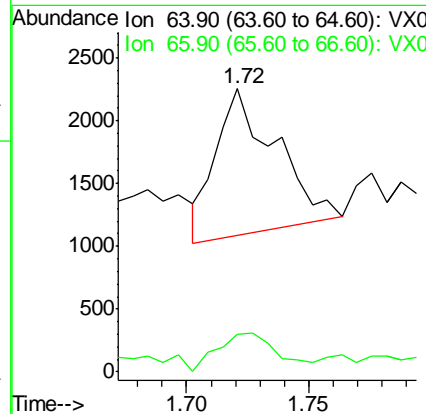
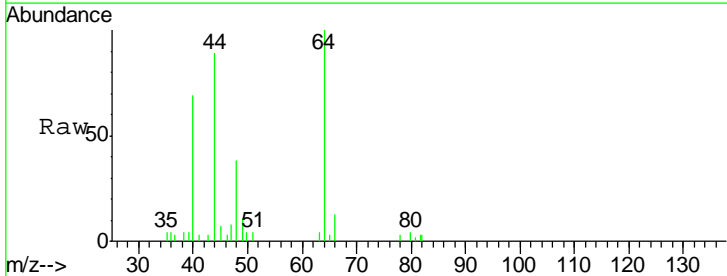
Instrument : MSVOA\_X  
 ClientSampled : LOD-MDL-WATER-01-QT1-2019

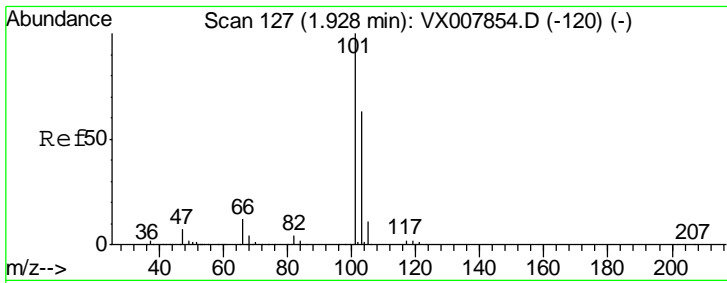
Tgt Ion: 94 Resp: 1263  
 Ion Ratio Lower Upper  
 94 100  
 96 91.6 75.5 113.3



#6  
 Chloroethane  
 Concen: 0.881 ug/l  
 RT: 1.72 min Scan# 93  
 Delta R.T. 0.01 min  
 Lab File: VX007861.D  
 Acq: 06 Mar 2019 15:40

Tgt Ion: 64 Resp: 1992  
 Ion Ratio Lower Upper  
 64 100  
 66 29.6 25.2 37.8

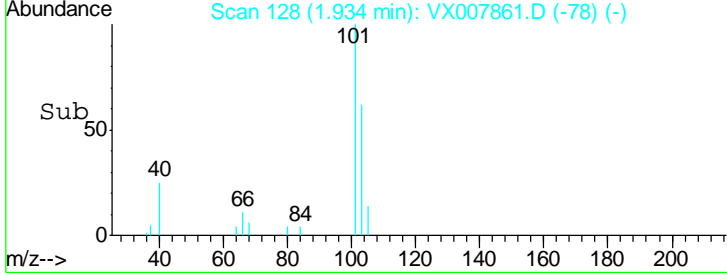
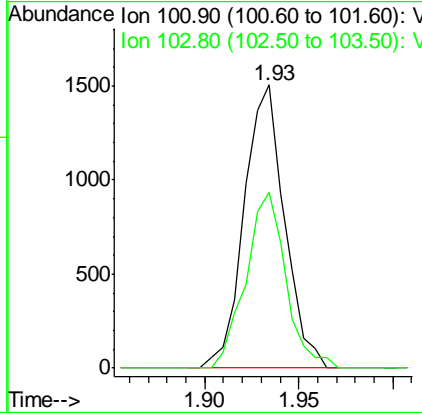
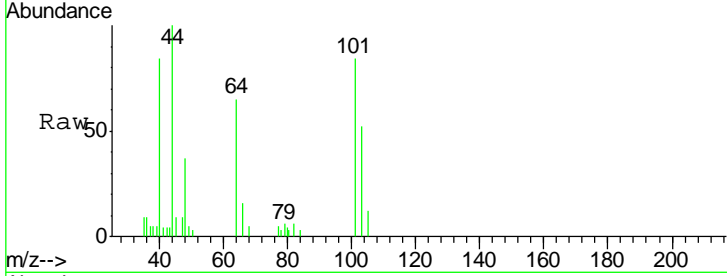




#7  
 Trichlorofluoromethane  
 Concen: 0.504 ug/l  
 RT: 1.93 min Scan# 128  
 Delta R.T. 0.01 min  
 Lab File: VX007861.D  
 Acq: 06 Mar 2019 15:40

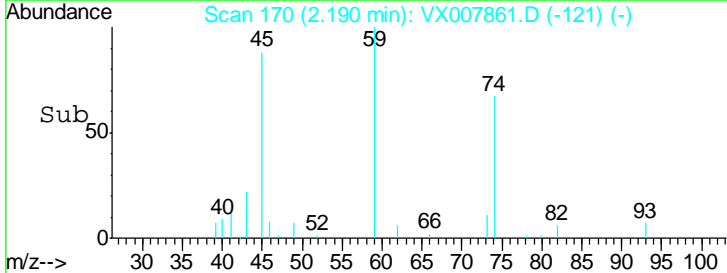
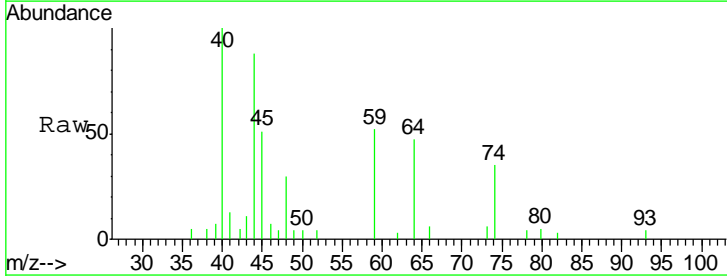
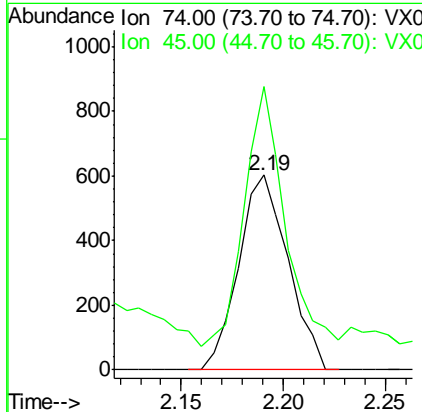
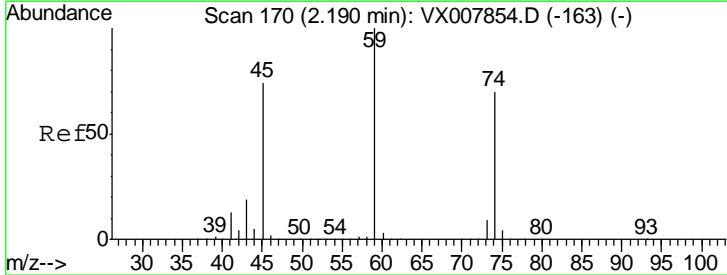
**Instrument :**  
 MSVOA\_X  
**ClientSampled :**  
 LOD-MDL-WATER-01-QT1-2019

Tgt Ion: 101 Resp: 2233  
 Ion Ratio Lower Upper  
 101 100  
 103 62.3 50.4 75.6

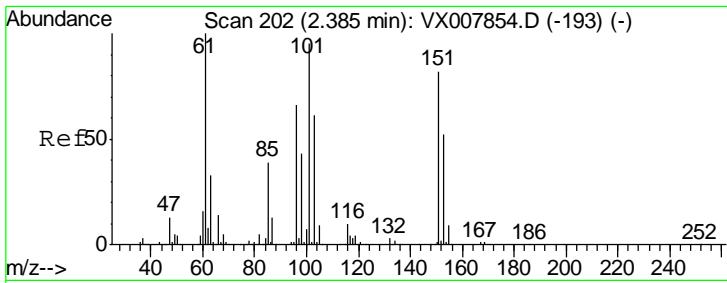


#8  
 Diethyl Ether  
 Concen: 0.529 ug/l  
 RT: 2.19 min Scan# 170  
 Delta R.T. 0.00 min  
 Lab File: VX007861.D  
 Acq: 06 Mar 2019 15:40

Tgt Ion: 74 Resp: 1014  
 Ion Ratio Lower Upper  
 74 100  
 45 108.4 52.1 156.4



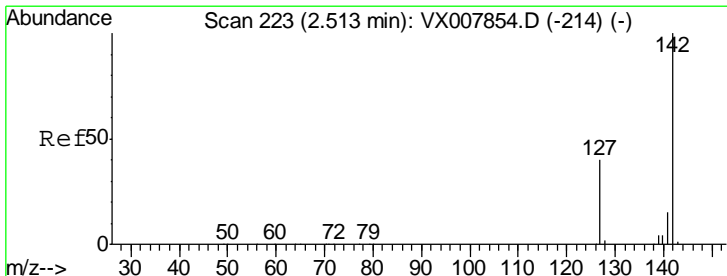
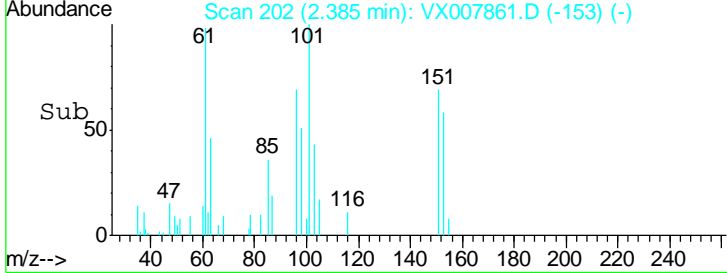
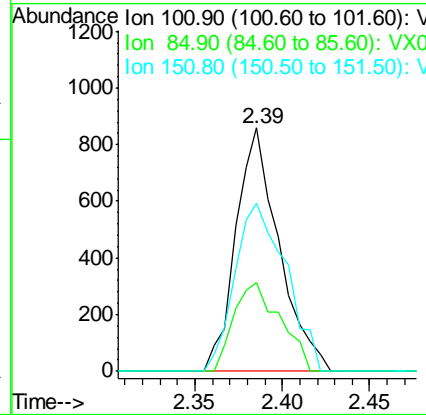
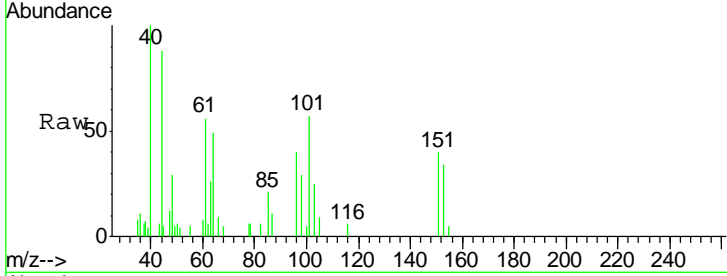




#9  
 1,1,2-Trichlorotrifluoroethane  
 Concen: 0.535 ug/l  
 RT: 2.39 min Scan# 202  
 Delta R.T. 0.00 min  
 Lab File: VX007861.D  
 Acq: 06 Mar 2019 15:40

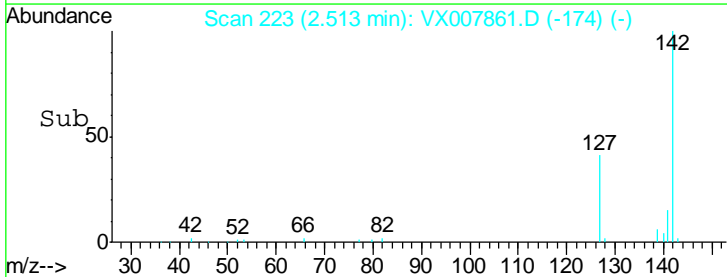
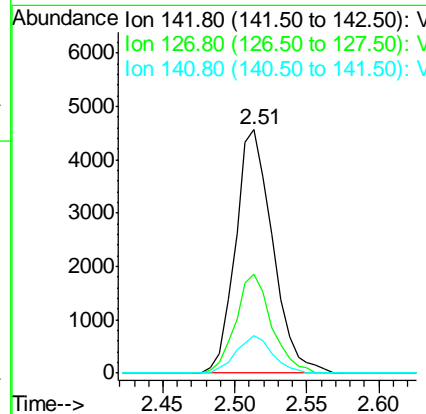
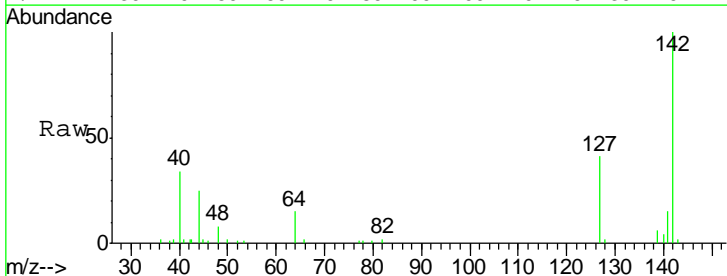
**Instrument :**  
 MSVOA\_X  
**ClientSampled :**  
 LOD-MDL-WATER-01-QT1-2019

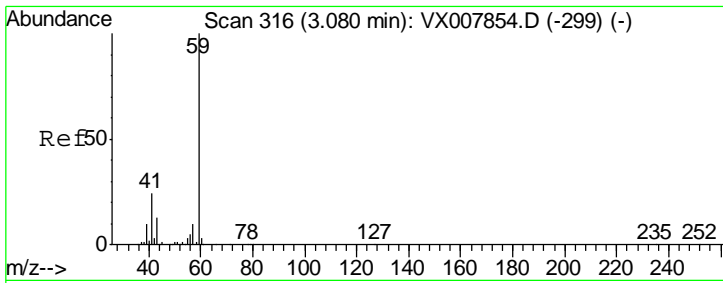
Tgt Ion	Resp	Lower	Upper
101	1469		
101	100		
85	39.1	33.8	50.6
151	81.9	69.1	103.7



#10  
 Methyl Iodide  
 Concen: 2.109 ug/l  
 RT: 2.51 min Scan# 223  
 Delta R.T. 0.00 min  
 Lab File: VX007861.D  
 Acq: 06 Mar 2019 15:40

Tgt Ion	Resp	Lower	Upper
142	8213		
142	100		
127	39.0	32.1	48.1
141	14.8	11.4	17.2

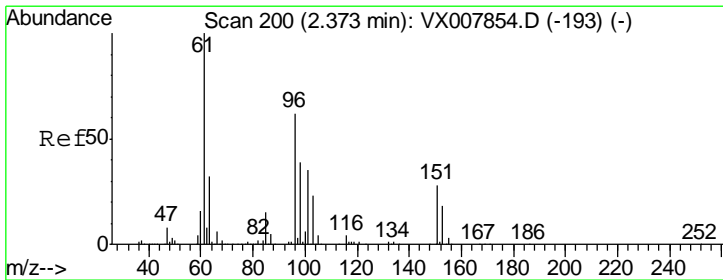
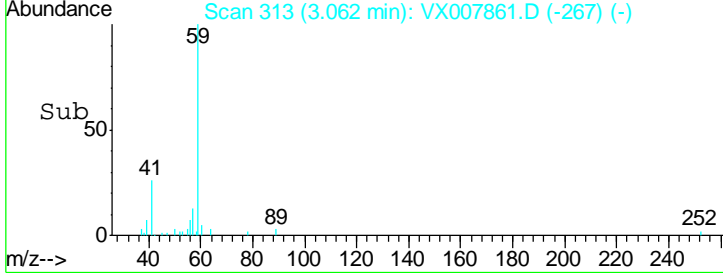
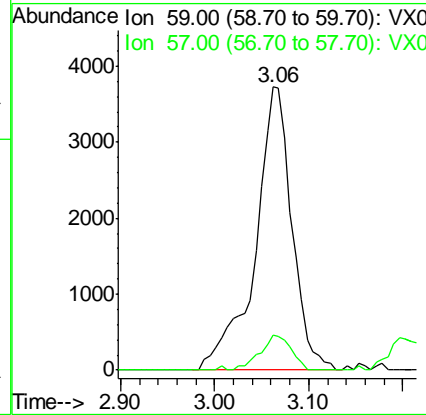
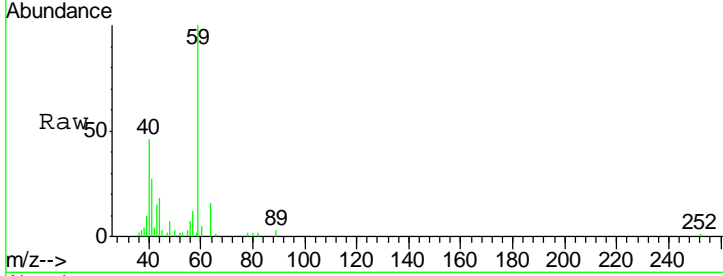




#11  
 Tert butyl alcohol  
 Concen: 13.886 ug/l  
 RT: 3.06 min Scan# 313  
 Delta R.T. -0.02 min  
 Lab File: VX007861.D  
 Acq: 06 Mar 2019 15:40

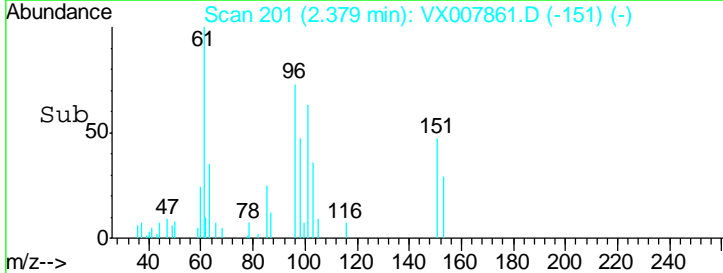
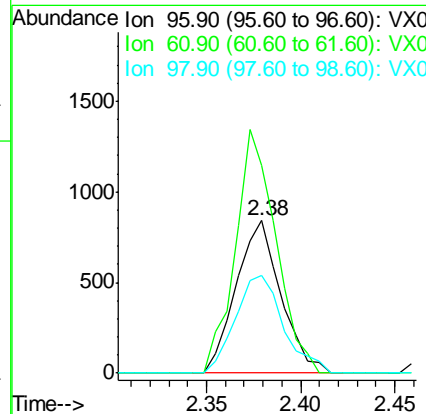
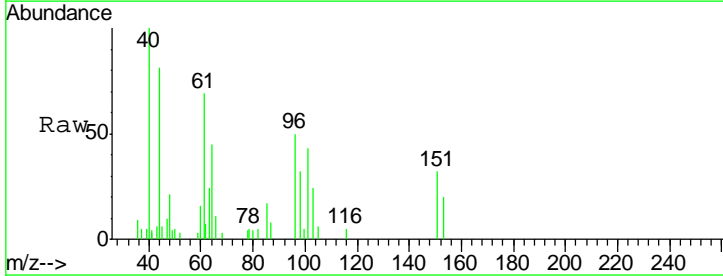
Instrument : MSVOA\_X  
 ClientSampled : LOD-MDL-WATER-01-QT1-2019

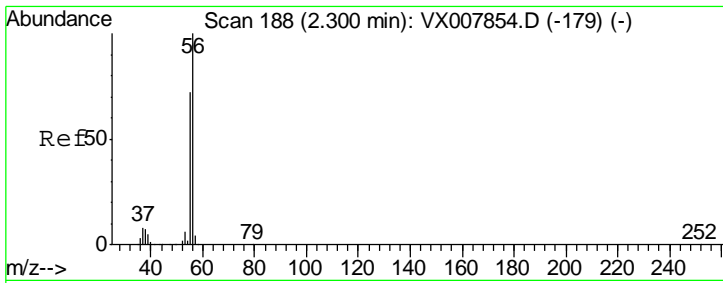
Tgt Ion	Resp	Lower	Upper
59	10189		
57	10.5	8.2	12.2



#12  
 1,1-Dichloroethene  
 Concen: 0.523 ug/l  
 RT: 2.38 min Scan# 201  
 Delta R.T. 0.01 min  
 Lab File: VX007861.D  
 Acq: 06 Mar 2019 15:40

Tgt Ion	Resp	Lower	Upper
96	1383		
61	136.3	129.8	194.6
98	63.9	51.0	76.6

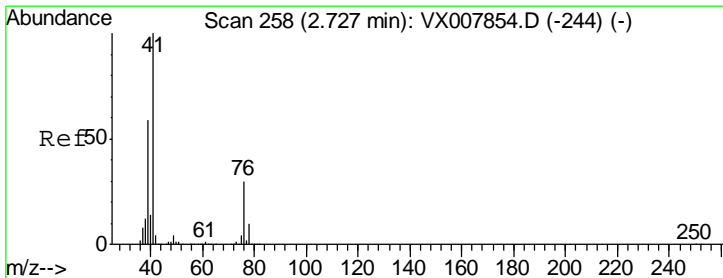
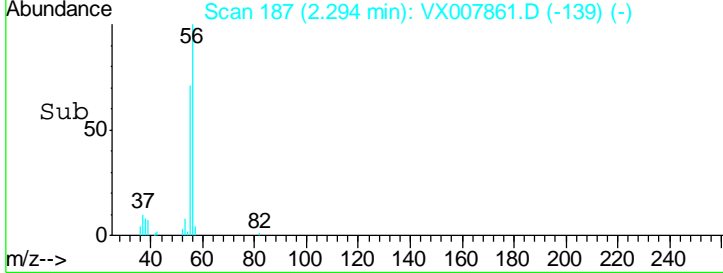
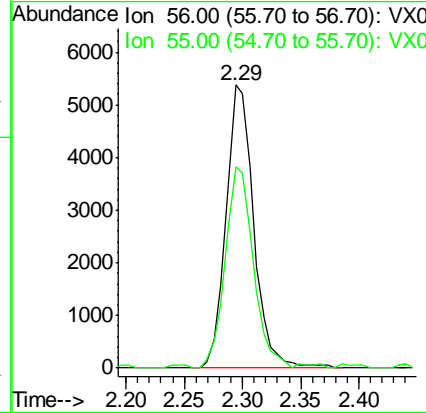
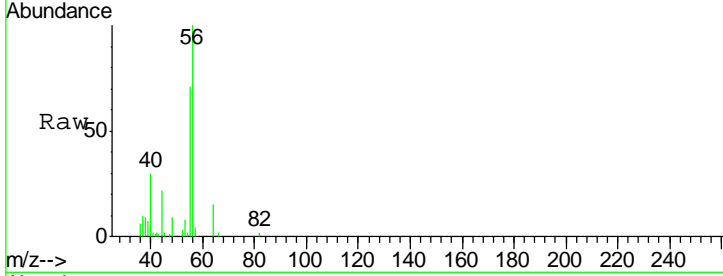




#13  
 Acrolein  
 Concen: 22.713 ug/l  
 RT: 2.29 min Scan# 187  
 Delta R.T. -0.01 min  
 Lab File: VX007861.D  
 Acq: 06 Mar 2019 15:40

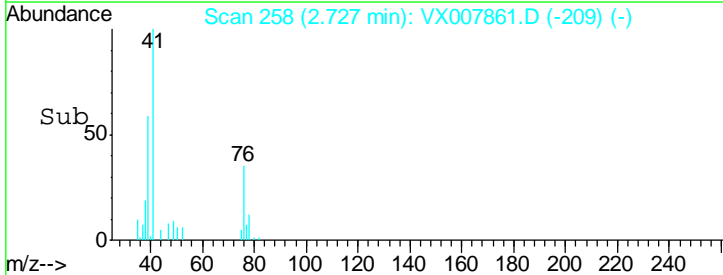
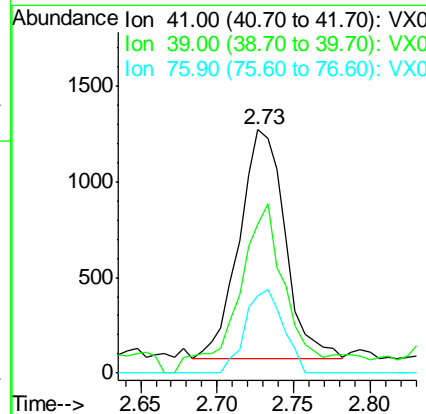
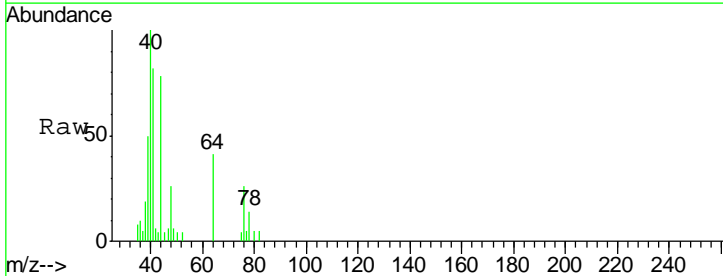
Instrument : MSVOA\_X  
 ClientSampleId : LOD-MDL-WATER-01-QT1-2019

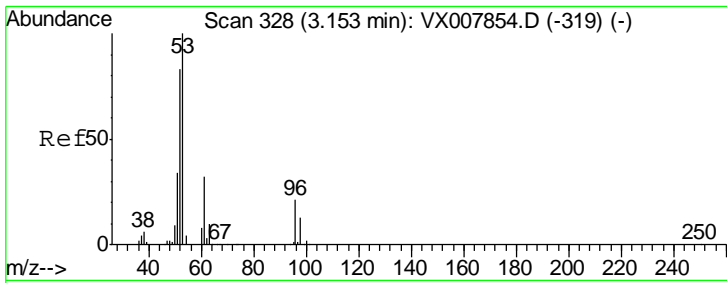
Tgt Ion: 56 Resp: 8846  
 Ion Ratio Lower Upper  
 56 100  
 55 72.1 57.8 86.6



#14  
 Allyl chloride  
 Concen: 0.445 ug/l  
 RT: 2.73 min Scan# 258  
 Delta R.T. 0.00 min  
 Lab File: VX007861.D  
 Acq: 06 Mar 2019 15:40

Tgt Ion: 41 Resp: 2475  
 Ion Ratio Lower Upper  
 41 100  
 39 77.0 46.1 69.1#  
 76 30.5 24.0 36.0

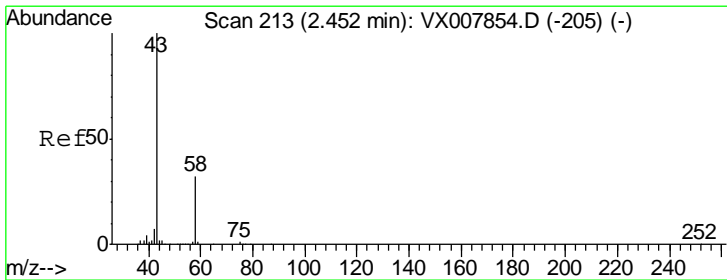
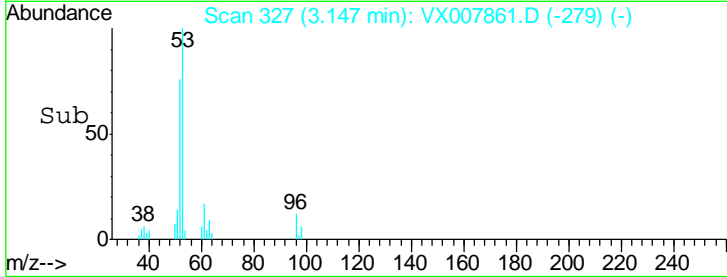
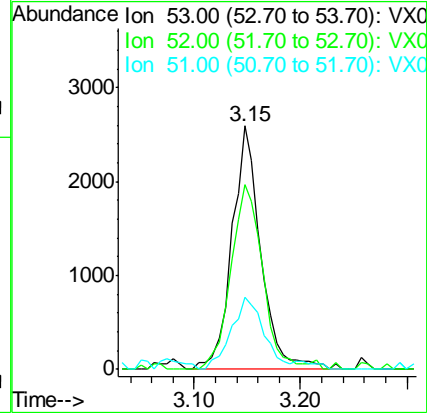
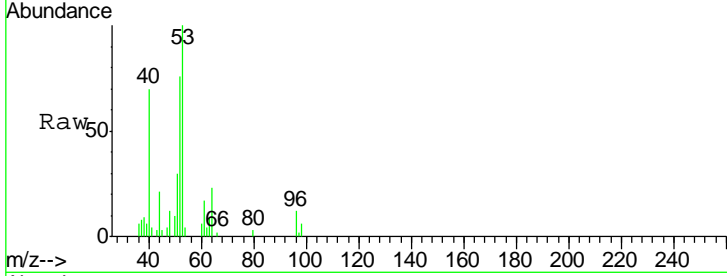




#15  
 Acrylonitrile  
 Concen: 2.676 ug/l  
 RT: 3.15 min Scan# 327  
 Delta R.T. -0.01 min  
 Lab File: VX007861.D  
 Acq: 06 Mar 2019 15:40

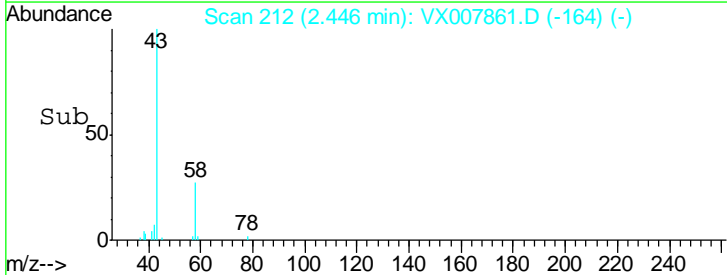
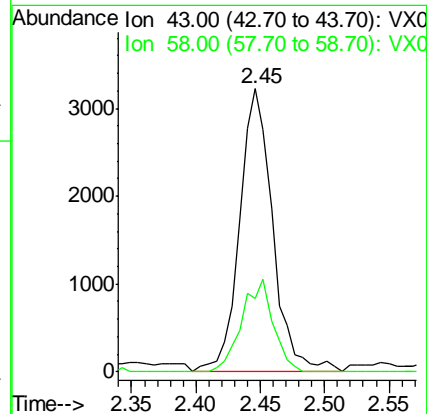
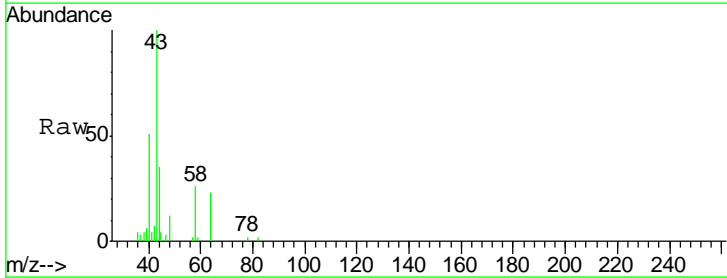
**Instrument :**  
 MSVOA\_X  
**ClientSampled :**  
 LOD-MDL-WATER-01-QT1-2019

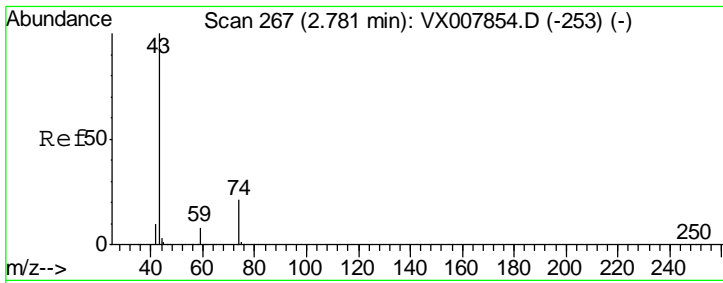
Tgt Ion	Resp	Lower	Upper
53	100		
52	82.4	66.0	99.0
51	32.9	28.0	42.0



#16  
 Acetone  
 Concen: 3.028 ug/l  
 RT: 2.45 min Scan# 212  
 Delta R.T. -0.01 min  
 Lab File: VX007861.D  
 Acq: 06 Mar 2019 15:40

Tgt Ion	Resp	Lower	Upper
43	100		
58	26.2	25.5	38.3

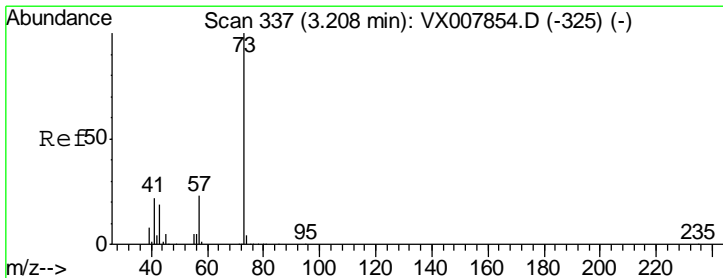
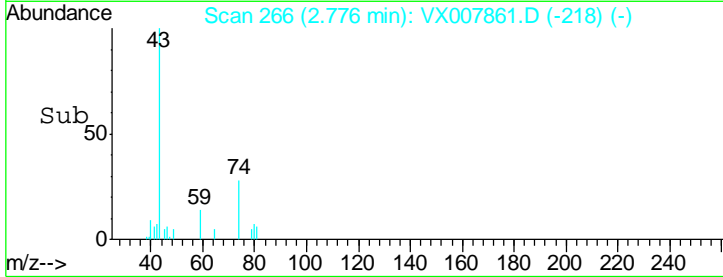
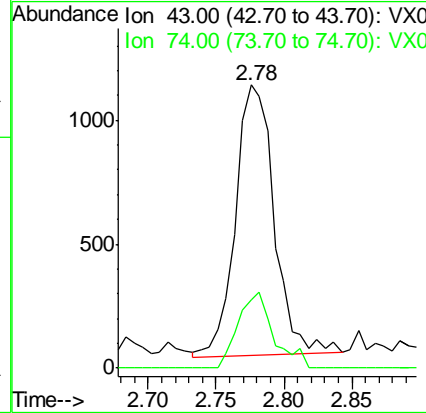
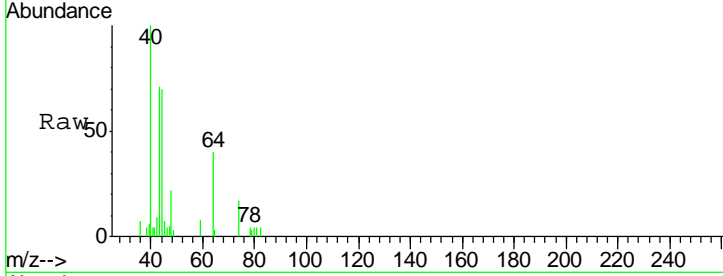




#18  
 Methyl Acetate  
 Concen: 0.540 ug/l  
 RT: 2.78 min Scan# 266  
 Delta R.T. -0.01 min  
 Lab File: VX007861.D  
 Acq: 06 Mar 2019 15:40

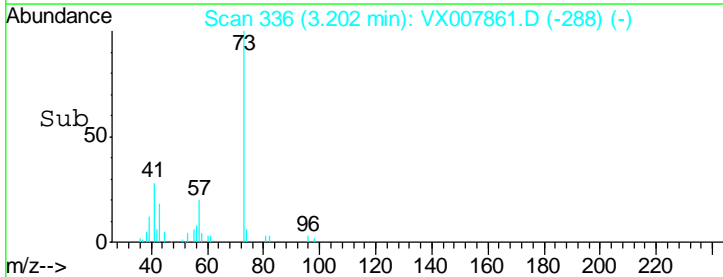
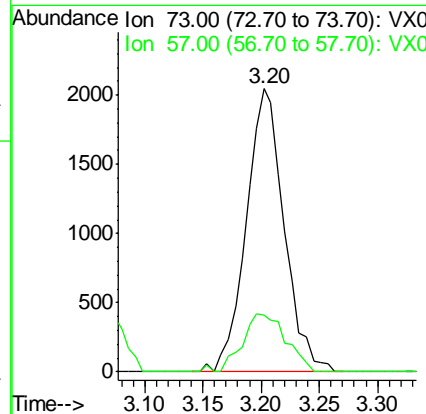
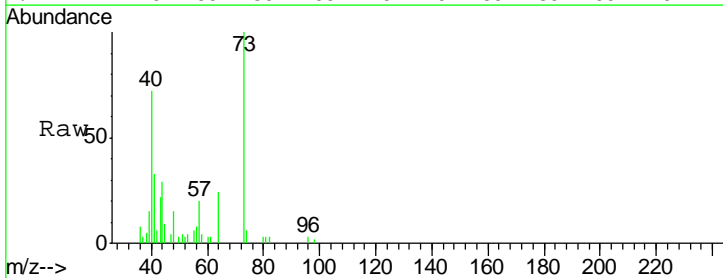
Instrument :  
 MSVOA\_X  
 ClientSampled :  
 LOD-MDL-WATER-01-QT1-2019

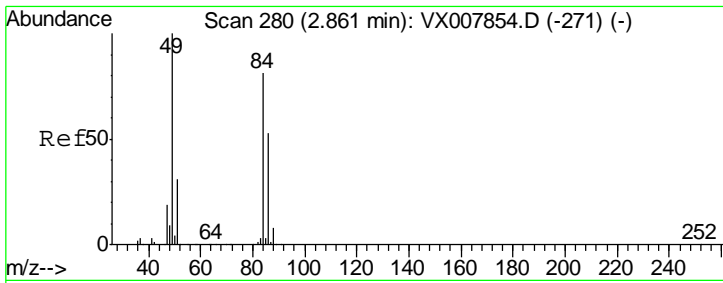
Tgt Ion	Resp	Lower	Upper
43	100		
74	25.6	17.8	26.6



#19  
 Methyl tert-butyl Ether  
 Concen: 0.509 ug/l  
 RT: 3.20 min Scan# 336  
 Delta R.T. -0.01 min  
 Lab File: VX007861.D  
 Acq: 06 Mar 2019 15:40

Tgt Ion	Resp	Lower	Upper
73	100		
57	19.9	18.2	27.4

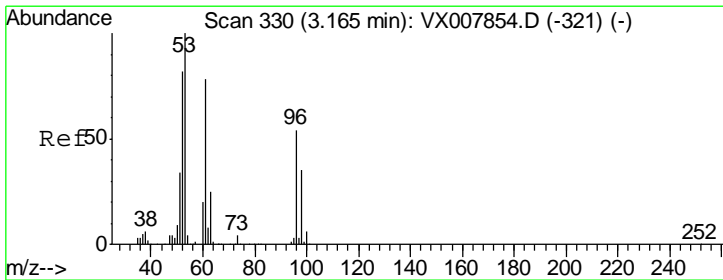
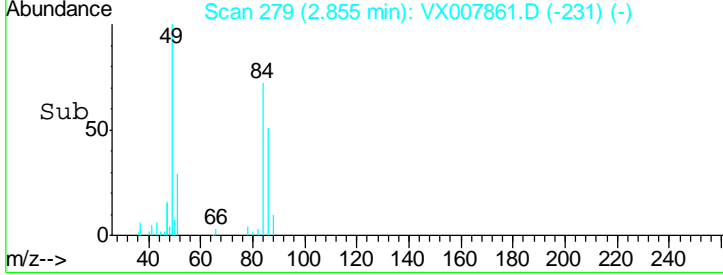
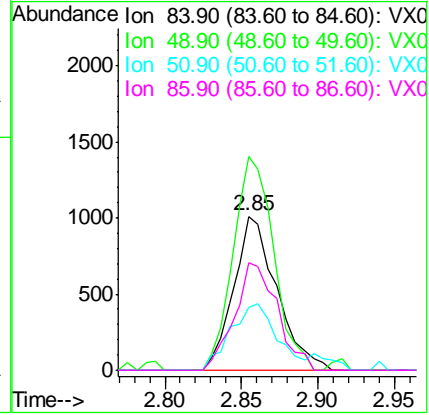
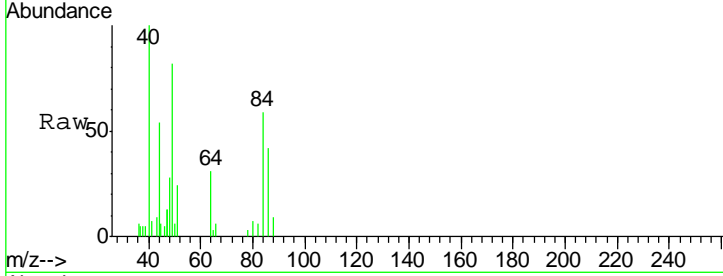




#20  
 Methylene Chloride  
 Concen: 0.653 ug/l  
 RT: 2.85 min Scan# 279  
 Delta R.T. -0.01 min  
 Lab File: VX007861.D  
 Acq: 06 Mar 2019 15:40

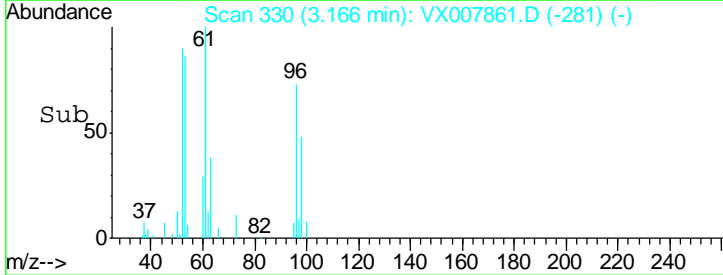
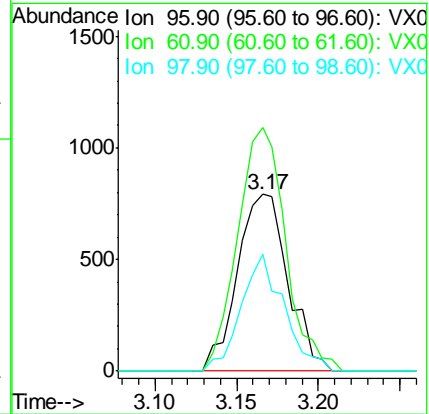
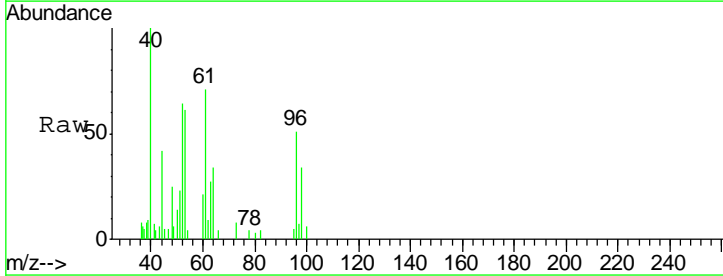
**Instrument :**  
 MSVOA\_X  
**ClientSampled :**  
 LOD-MDL-WATER-01-QT1-2019

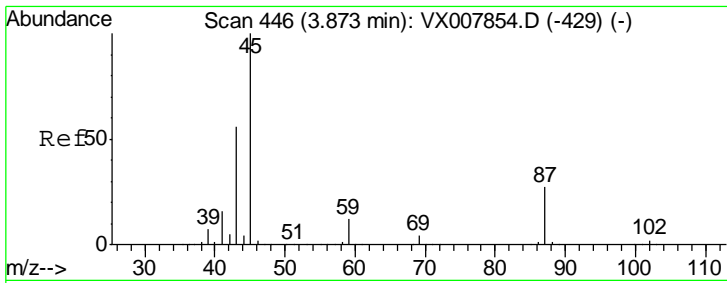
Tgt Ion	Resp	Lower	Upper
84	1975		
49	138.9	99.3	148.9
51	40.7	31.3	46.9
86	70.2	52.6	79.0



#21  
 trans-1,2-Dichloroethene  
 Concen: 0.586 ug/l  
 RT: 3.17 min Scan# 330  
 Delta R.T. 0.00 min  
 Lab File: VX007861.D  
 Acq: 06 Mar 2019 15:40

Tgt Ion	Resp	Lower	Upper
96	1705		
61	137.8	114.4	171.6
98	66.3	51.1	76.7

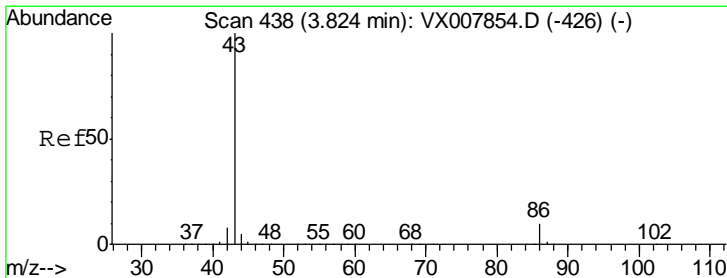
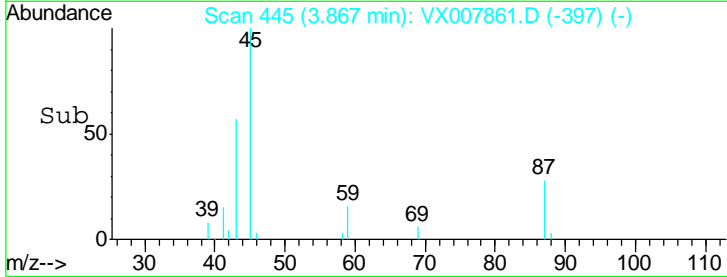
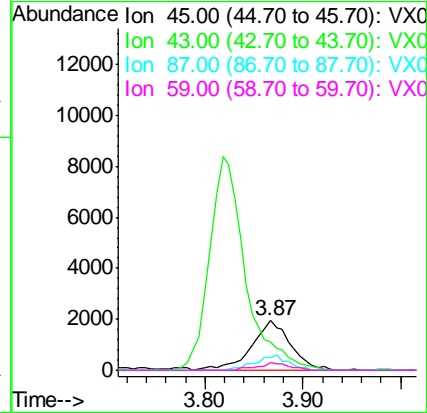
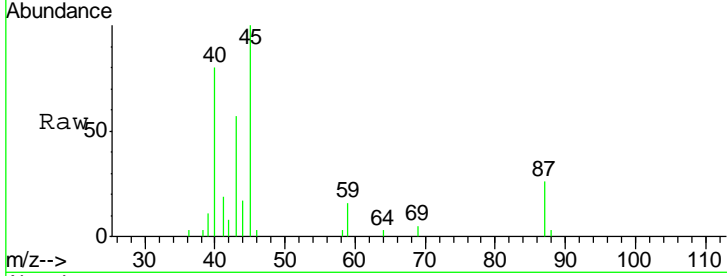




#22  
 Diisopropyl ether  
 Concen: 0.529 ug/l  
 RT: 3.87 min Scan# 445  
 Delta R.T. -0.01 min  
 Lab File: VX007861.D  
 Acq: 06 Mar 2019 15:40

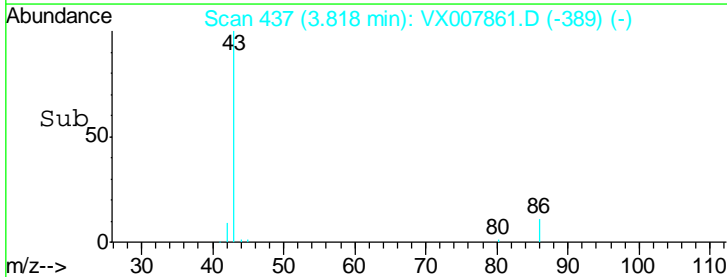
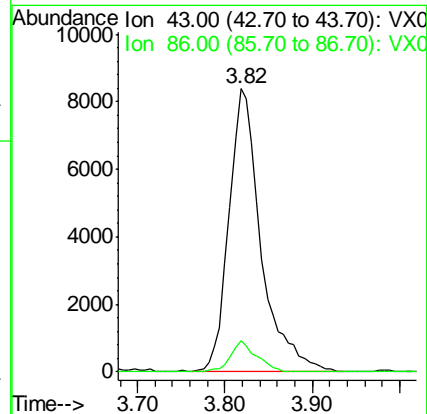
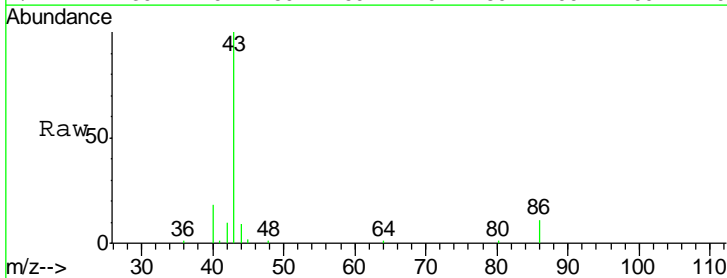
**Instrument :**  
 MSVOA\_X  
**ClientSampled :**  
 LOD-MDL-WATER-01-QT1-2019

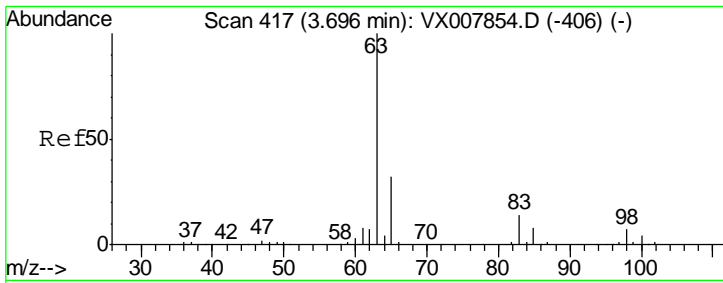
Tgt Ion	Resp	Lower	Upper
45	5396		
43	57.3	45.3	67.9
87	26.5	21.4	32.0
59	15.7	9.5	14.3



#23  
 Vinyl Acetate  
 Concen: 2.401 ug/l  
 RT: 3.82 min Scan# 437  
 Delta R.T. -0.01 min  
 Lab File: VX007861.D  
 Acq: 06 Mar 2019 15:40

Tgt Ion	Resp	Lower	Upper
43	21460		
86	10.9	7.9	11.9

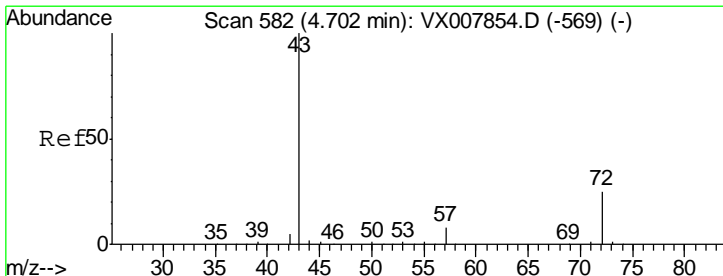
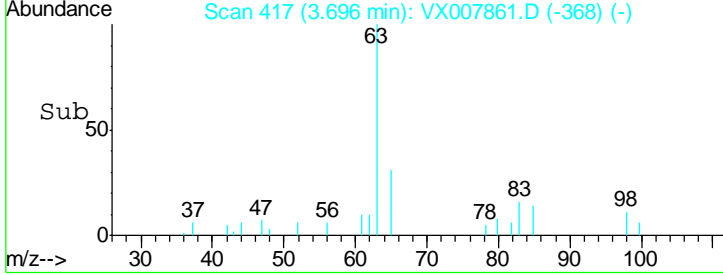
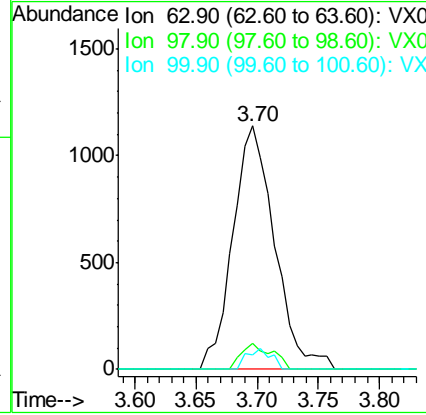
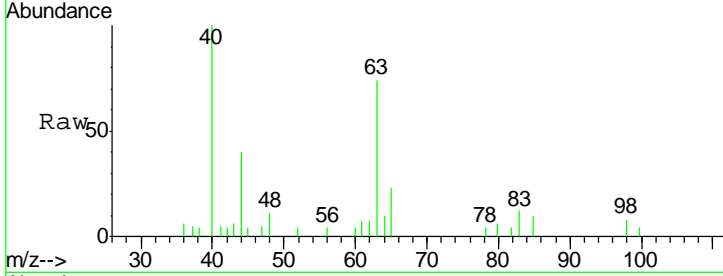




#24  
 1,1-Dichloroethane  
 Concen: 0.492 ug/l  
 RT: 3.70 min Scan# 417  
 Delta R.T. 0.00 min  
 Lab File: VX007861.D  
 Acq: 06 Mar 2019 15:40

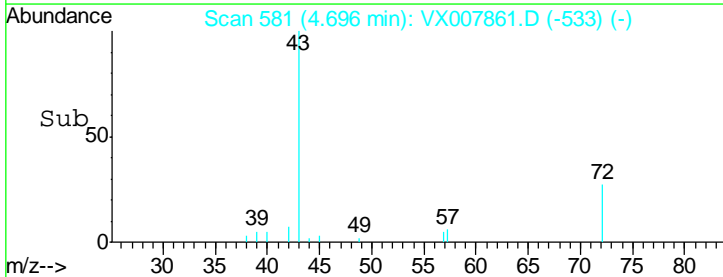
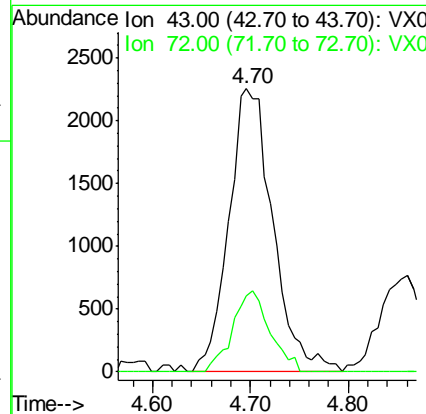
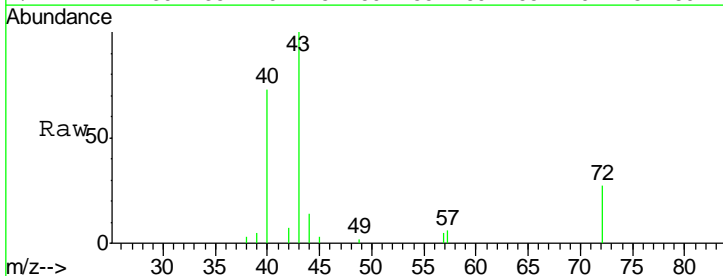
**Instrument :**  
 MSVOA\_X  
**ClientSampled :**  
 LOD-MDL-WATER-01-QT1-2019

Tgt Ion	Resp	Lower	Upper
63	100		
98	10.9	3.3	9.8#
100	6.1	2.3	6.8

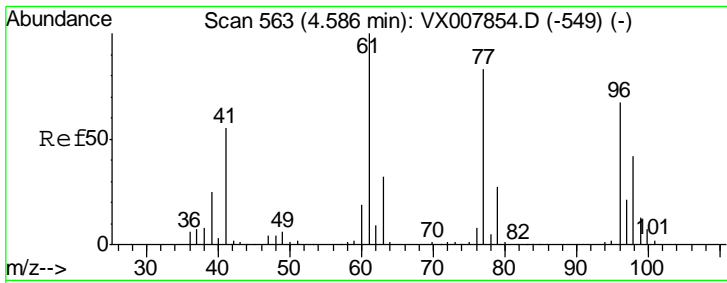


#25  
 2-Butanone  
 Concen: 2.625 ug/l  
 RT: 4.70 min Scan# 581  
 Delta R.T. -0.01 min  
 Lab File: VX007861.D  
 Acq: 06 Mar 2019 15:40

Tgt Ion	Resp	Lower	Upper
43	100		
72	26.7	19.9	29.9



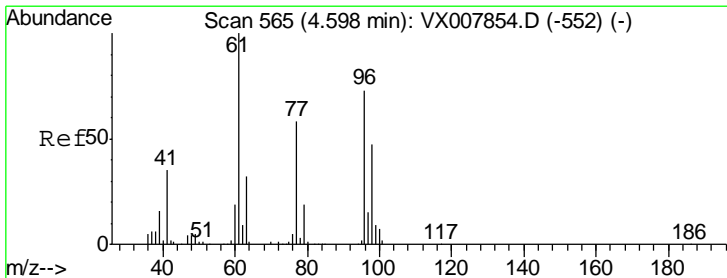
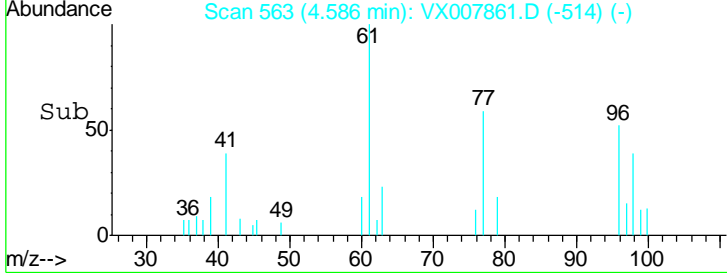
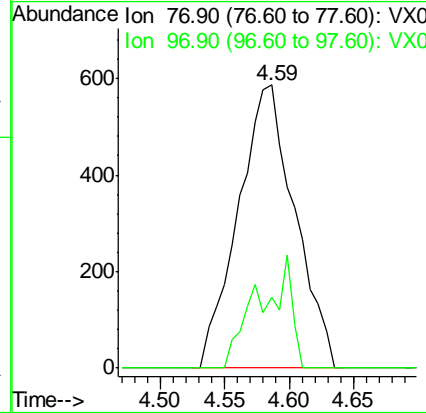
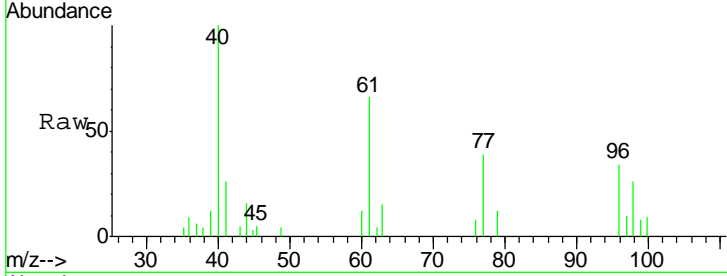




#26  
 2,2-Dichloropropane  
 Concen: 0.492 ug/l  
 RT: 4.59 min Scan# 563  
 Delta R.T. 0.00 min  
 Lab File: VX007861.D  
 Acq: 06 Mar 2019 15:40

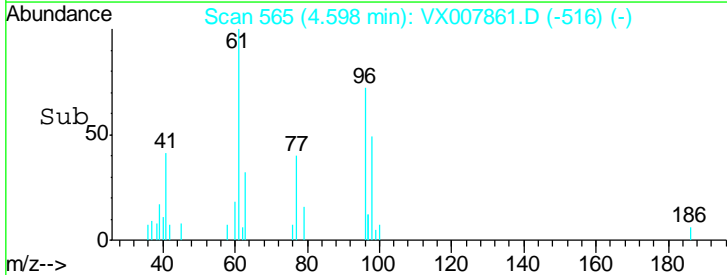
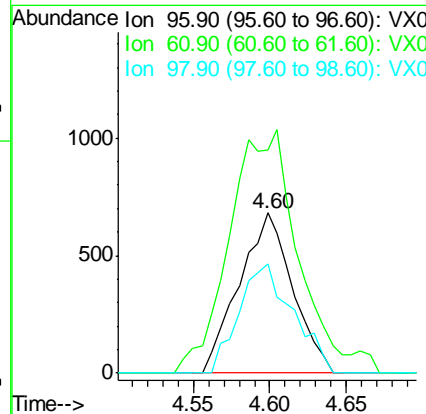
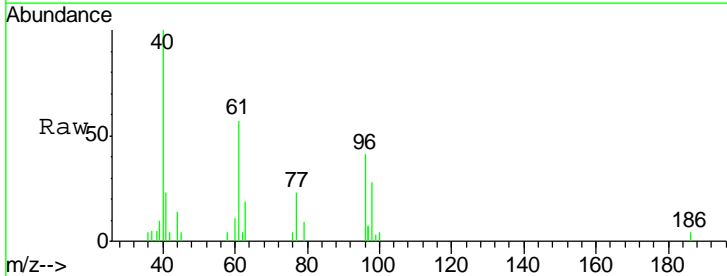
**Instrument :**  
 MSVOA\_X  
**ClientSampled :**  
 LOD-MDL-WATER-01-QT1-2019

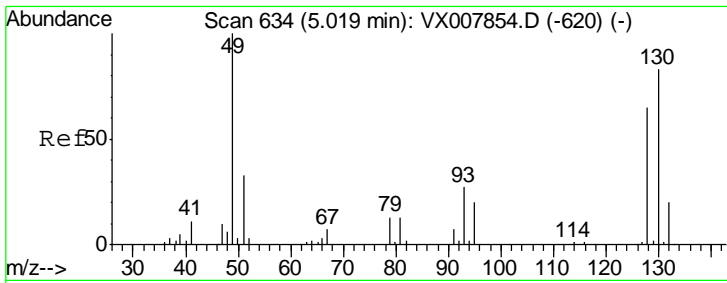
Tgt Ion: 77 Resp: 1787  
 Ion Ratio Lower Upper  
 77 100  
 97 11.2 12.2 36.6#



#27  
 cis-1,2-Dichloroethene  
 Concen: 0.494 ug/l  
 RT: 4.60 min Scan# 565  
 Delta R.T. 0.00 min  
 Lab File: VX007861.D  
 Acq: 06 Mar 2019 15:40

Tgt Ion: 96 Resp: 1646  
 Ion Ratio Lower Upper  
 96 100  
 61 197.7 0.0 288.0  
 98 69.0 0.0 129.0

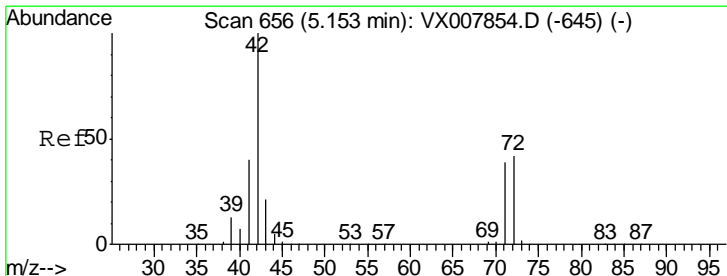
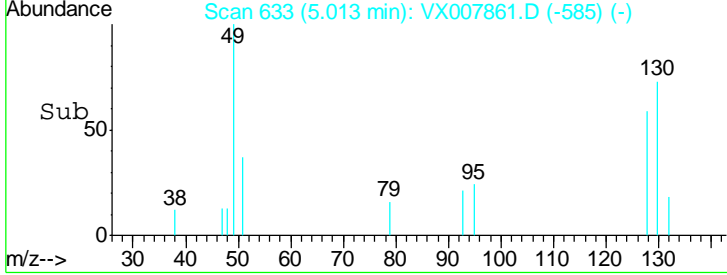
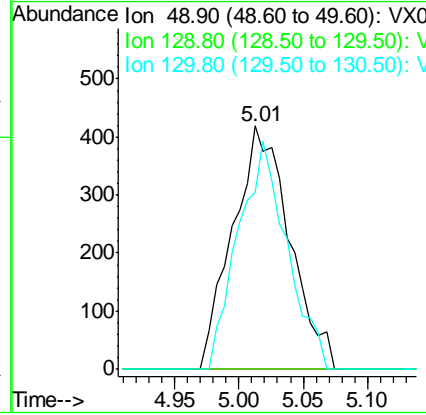
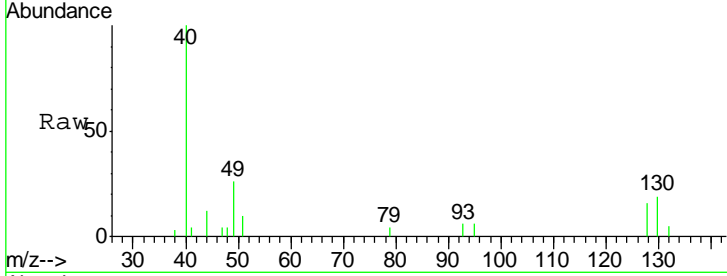




#28  
 Bromochloromethane  
 Concen: 0.501 ug/l  
 RT: 5.01 min Scan# 633  
 Delta R.T. -0.01 min  
 Lab File: VX007861.D  
 Acq: 06 Mar 2019 15:40

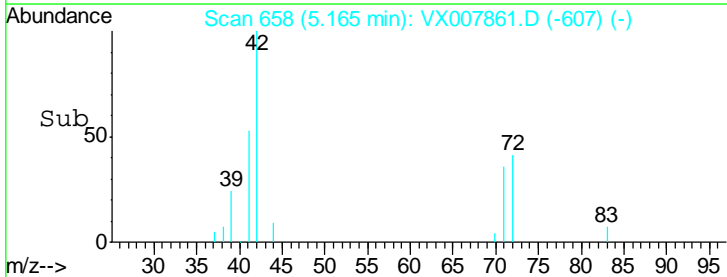
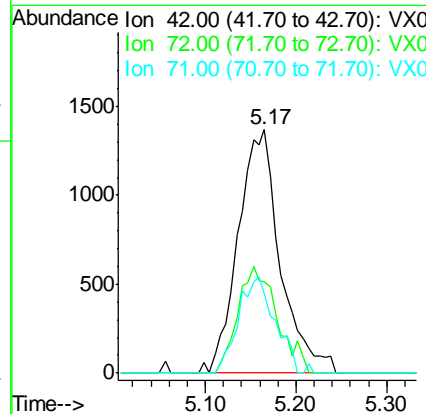
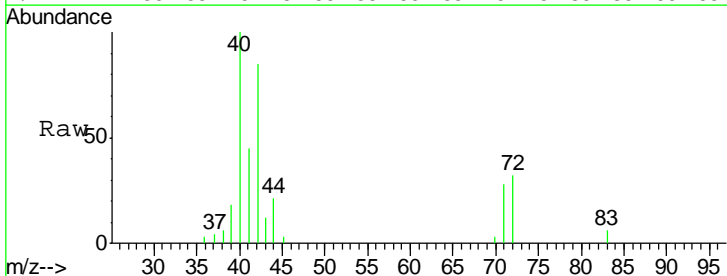
Instrument : MSVOA\_X  
 ClientSampleId : LOD-MDL-WATER-01-QT1-2019

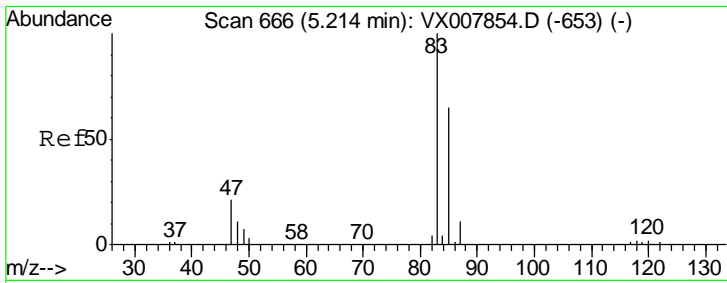
Tgt Ion	Resp	Lower	Upper
49	100		
129	0.0	0.0	4.0
130	80.3	65.0	97.4



#29  
 Tetrahydrofuran  
 Concen: 2.629 ug/l  
 RT: 5.17 min Scan# 658  
 Delta R.T. 0.01 min  
 Lab File: VX007861.D  
 Acq: 06 Mar 2019 15:40

Tgt Ion	Resp	Lower	Upper
42	100		
72	40.6	33.8	50.6
71	34.3	31.5	47.3

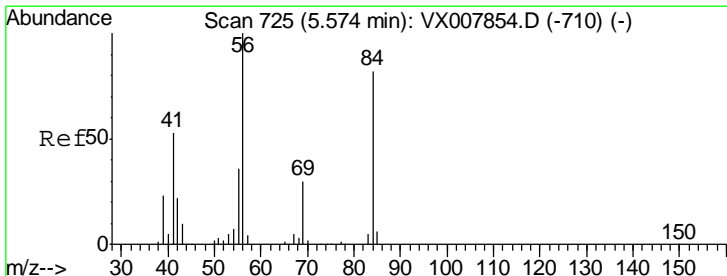
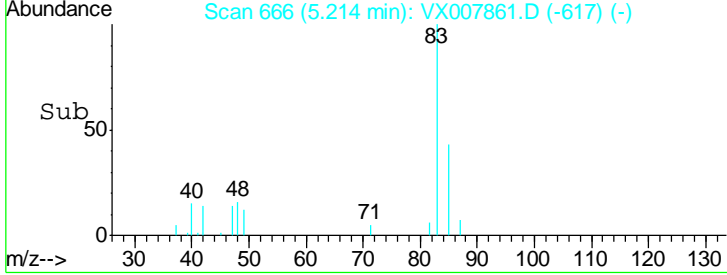
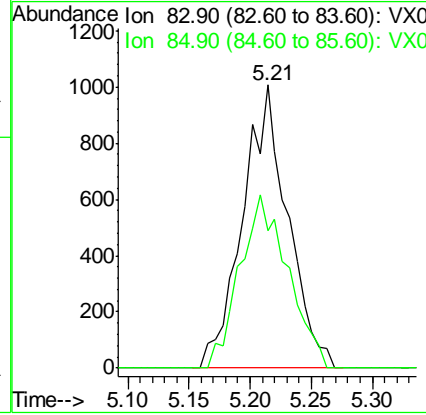
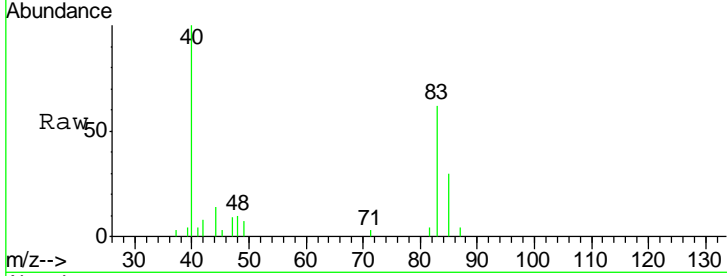




#30  
 Chloroform  
 Concen: 0.497 ug/l  
 RT: 5.21 min Scan# 666  
 Delta R.T. 0.00 min  
 Lab File: VX007861.D  
 Acq: 06 Mar 2019 15:40

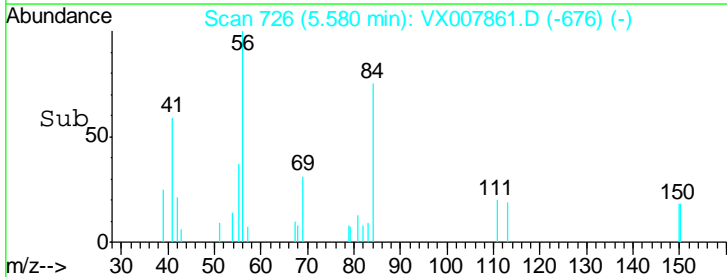
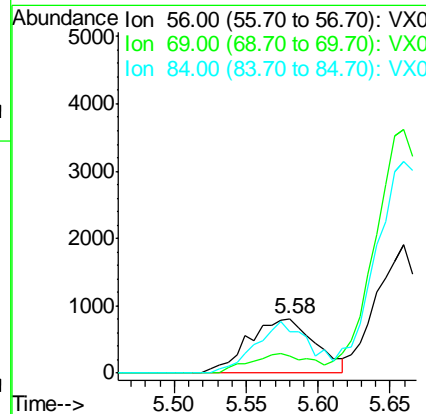
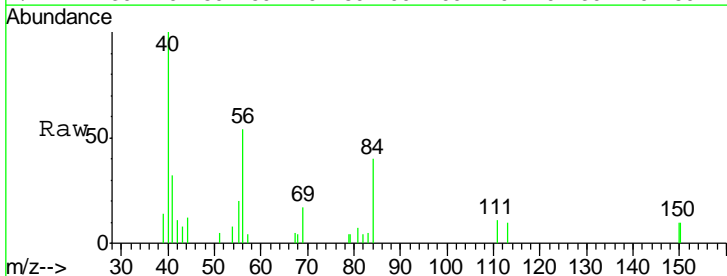
**Instrument :**  
 MSVOA\_X  
**ClientSampled :**  
 LOD-MDL-WATER-01-QT1-2019

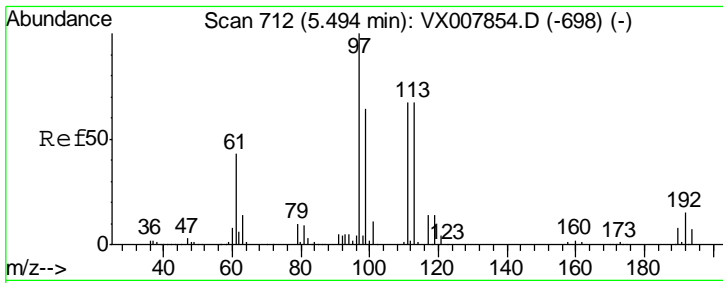
Tgt Ion: 83 Resp: 2581  
 Ion Ratio Lower Upper  
 83 100  
 85 48.5 51.8 77.6#



#31  
 Cyclohexane  
 Concen: 0.515 ug/l  
 RT: 5.58 min Scan# 726  
 Delta R.T. 0.01 min  
 Lab File: VX007861.D  
 Acq: 06 Mar 2019 15:40

Tgt Ion: 56 Resp: 2596  
 Ion Ratio Lower Upper  
 56 100  
 69 31.2 24.0 36.0  
 84 75.2 65.3 97.9

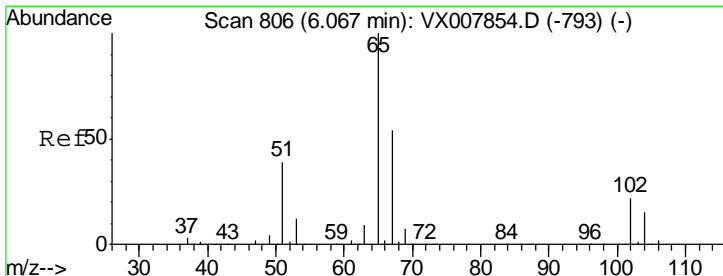
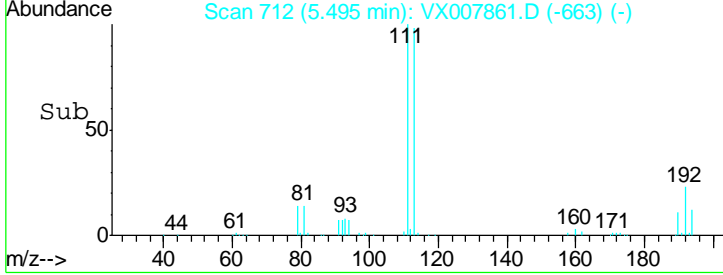
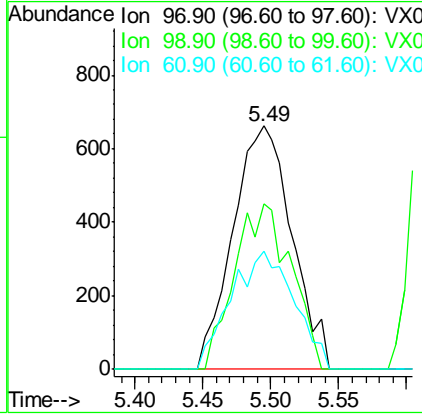
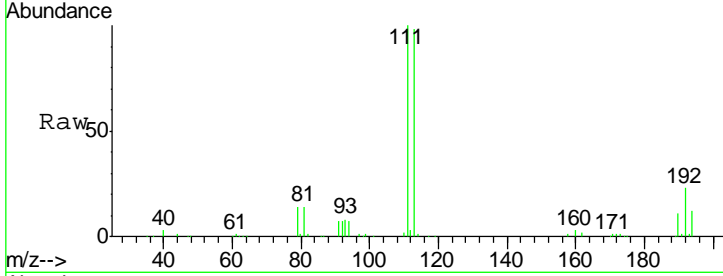




#32  
 1,1,1-Trichloroethane  
 Concen: 0.466 ug/l  
 RT: 5.49 min Scan# 712  
 Delta R.T. 0.00 min  
 Lab File: VX007861.D  
 Acq: 06 Mar 2019 15:40

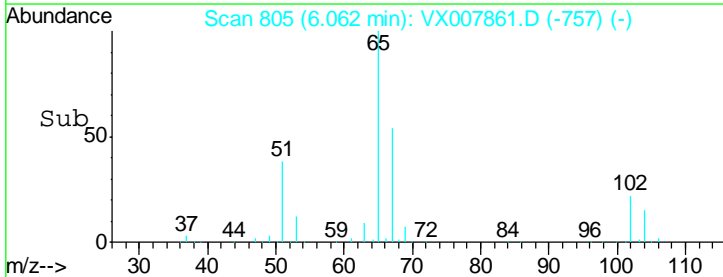
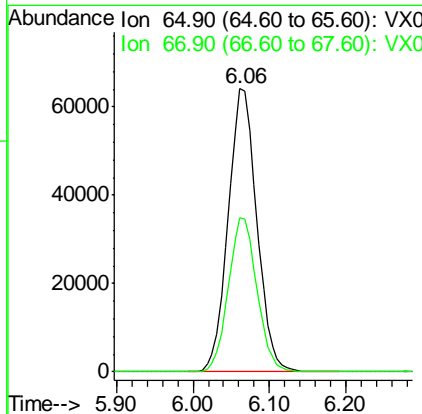
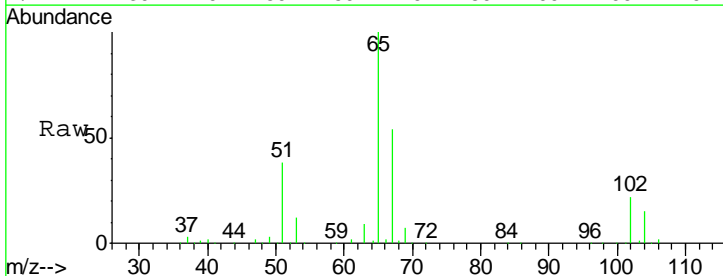
**Instrument :**  
 MSVOA\_X  
**ClientSampled :**  
 LOD-MDL-WATER-01-QT1-2019

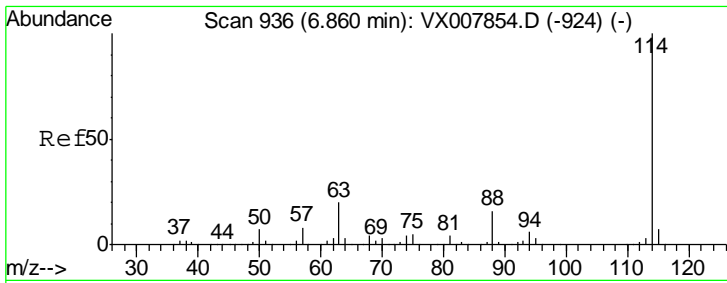
Tgt Ion	Resp	Lower	Upper
97	100		
99	0.0	52.2	78.2#
61	51.8	34.9	52.3



#33  
 1,2-Dichloroethane-d4  
 Concen: 50.747 ug/l  
 RT: 6.06 min Scan# 805  
 Delta R.T. -0.01 min  
 Lab File: VX007861.D  
 Acq: 06 Mar 2019 15:40

Tgt Ion	Resp	Lower	Upper
65	100		
67	54.3	0.0	110.0

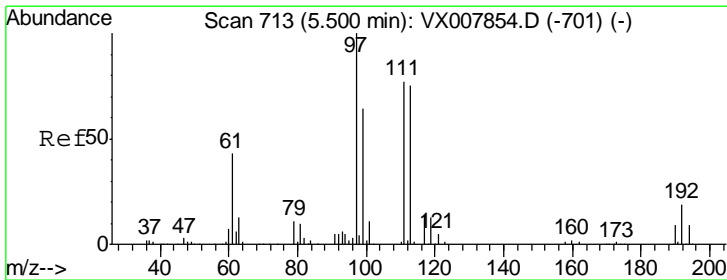
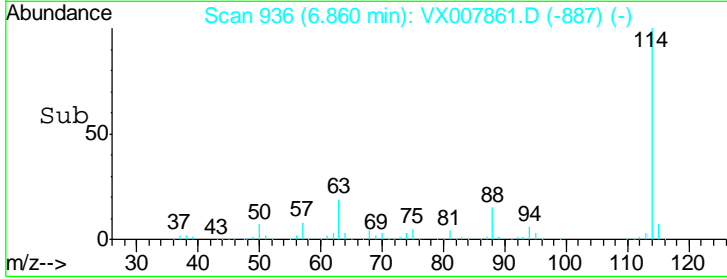
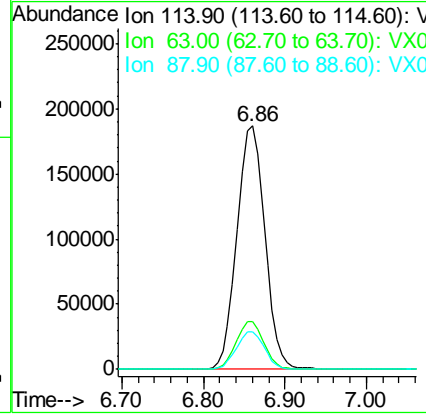
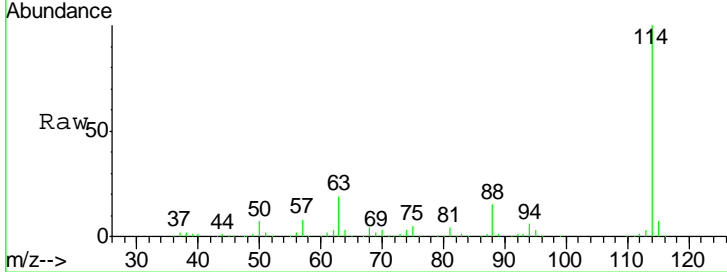




#34  
 1,4-Difluorobenzene  
 Concen: 50.000 ug/l  
 RT: 6.86 min Scan# 936  
 Delta R.T. 0.00 min  
 Lab File: VX007861.D  
 Acq: 06 Mar 2019 15:40

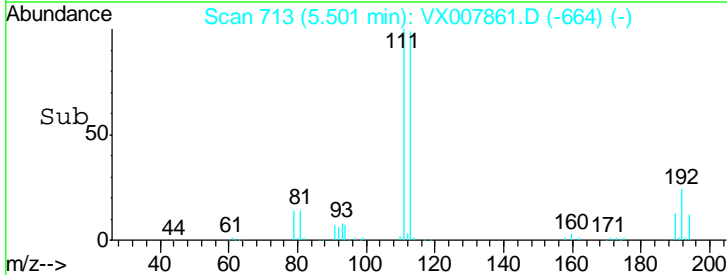
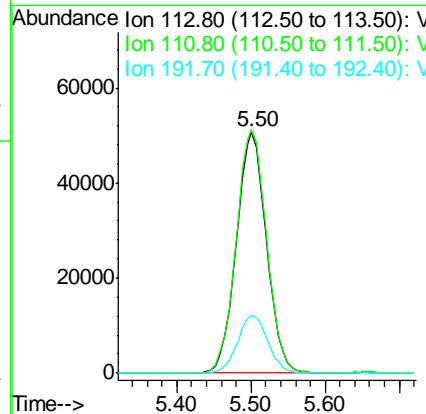
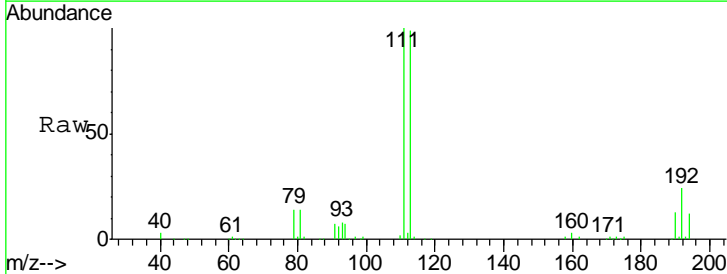
**Instrument :**  
 MSVOA\_X  
**ClientSampleId :**  
 LOD-MDL-WATER-01-QT1-2019

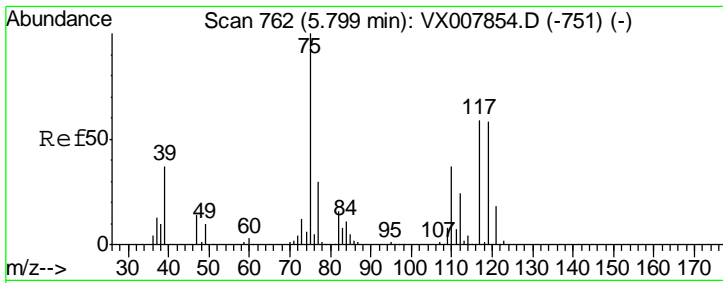
Tgt Ion	Resp	Lower	Upper
114	100		
63	19.4	0.0	39.8
88	15.2	0.0	31.4



#35  
 Dibromofluoromethane  
 Concen: 50.381 ug/l  
 RT: 5.50 min Scan# 713  
 Delta R.T. 0.00 min  
 Lab File: VX007861.D  
 Acq: 06 Mar 2019 15:40

Tgt Ion	Resp	Lower	Upper
113	100		
111	102.7	81.4	122.0
192	24.3	19.4	29.0

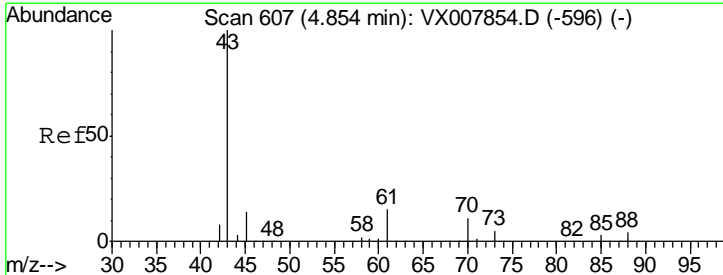
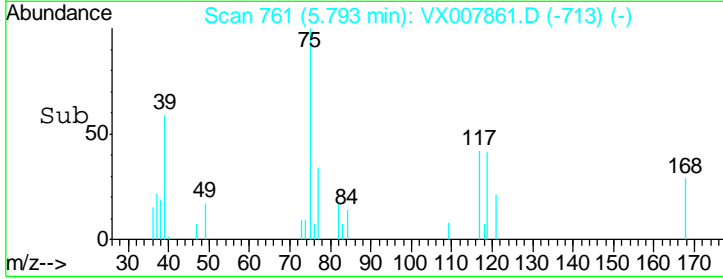
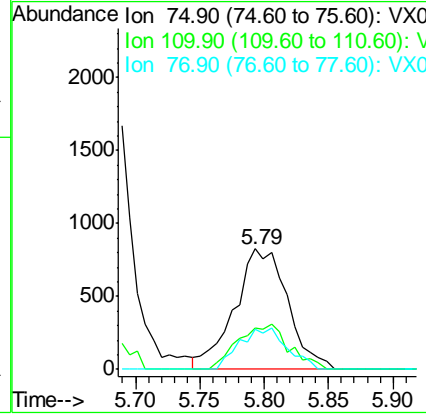
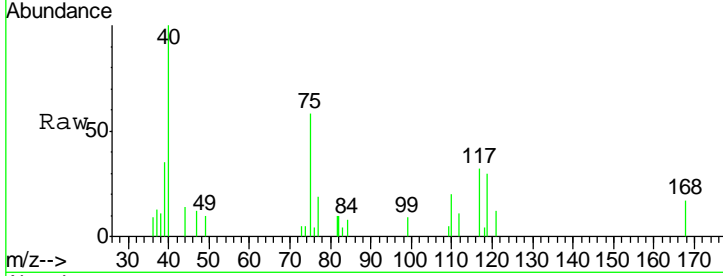




#36  
 1,1-Dichloropropene  
 Concen: 0.588 ug/l  
 RT: 5.79 min Scan# 761  
 Delta R.T. -0.01 min  
 Lab File: VX007861.D  
 Acq: 06 Mar 2019 15:40

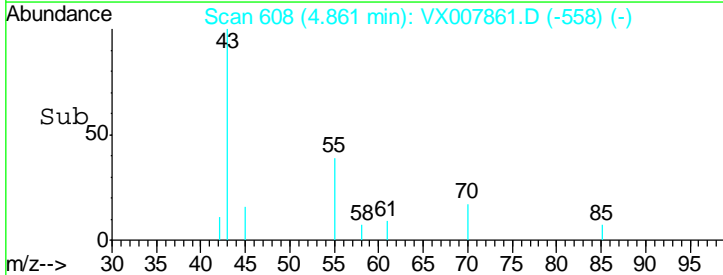
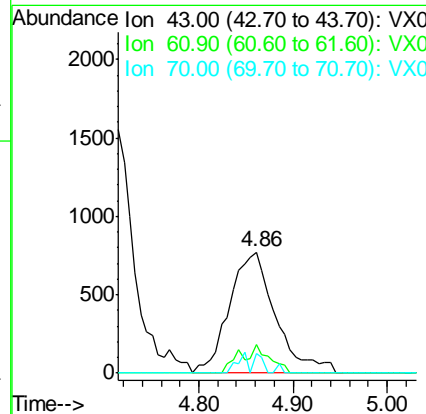
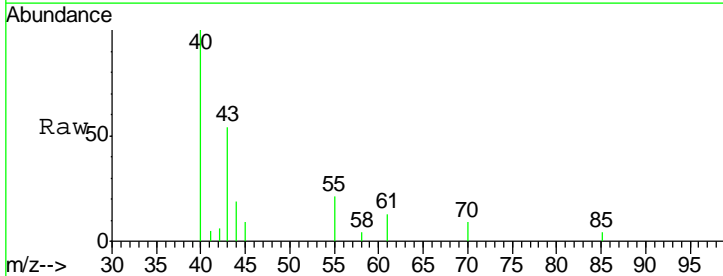
Instrument : MSVOA\_X  
 ClientSampleId : LOD-MDL-WATER-01-QT1-2019

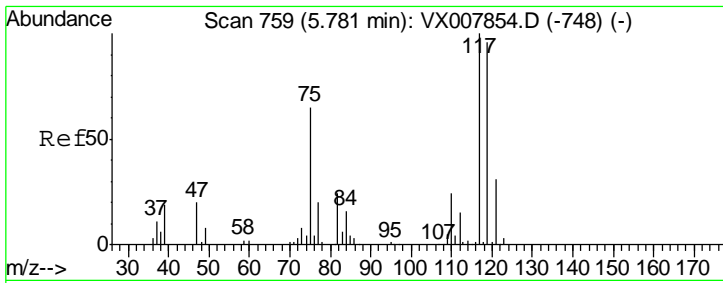
Tgt Ion	Resp	Lower	Upper
75	100		
110	36.4	18.4	55.0
77	30.8	25.0	37.4



#37  
 Ethyl Acetate  
 Concen: 0.551 ug/l  
 RT: 4.86 min Scan# 608  
 Delta R.T. 0.01 min  
 Lab File: VX007861.D  
 Acq: 06 Mar 2019 15:40

Tgt Ion	Resp	Lower	Upper
43	100		
61	9.6	11.3	16.9#
70	3.2	8.5	12.7#

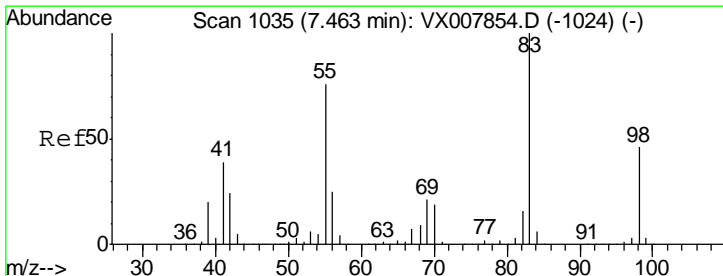
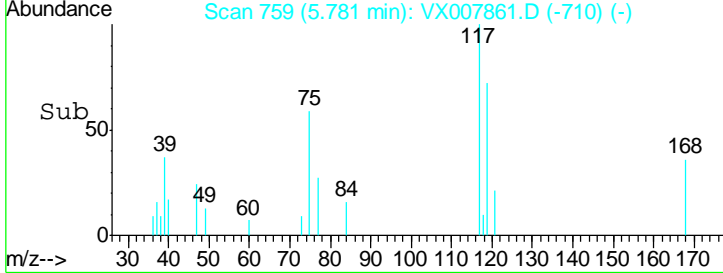
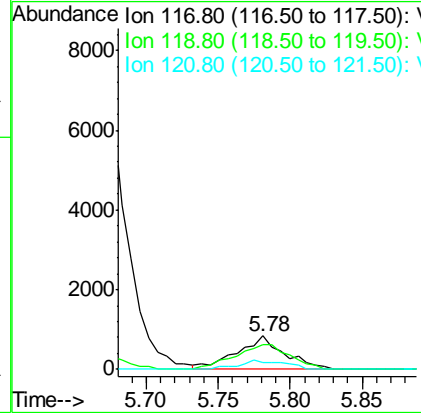
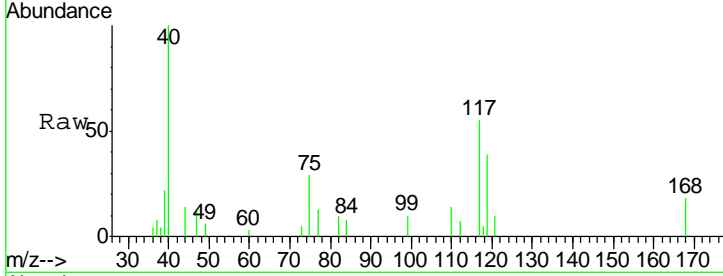




#38  
 Carbon Tetrachloride  
 Concen: 0.497 ug/l  
 RT: 5.78 min Scan# 759  
 Delta R.T. 0.00 min  
 Lab File: VX007861.D  
 Acq: 06 Mar 2019 15:40

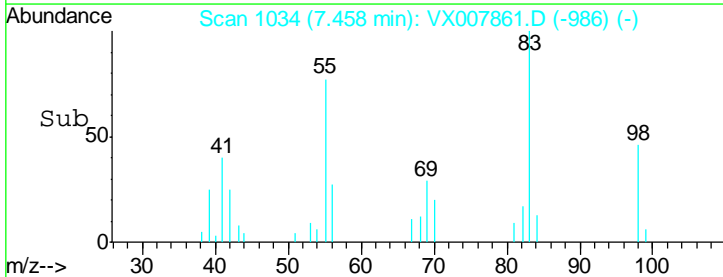
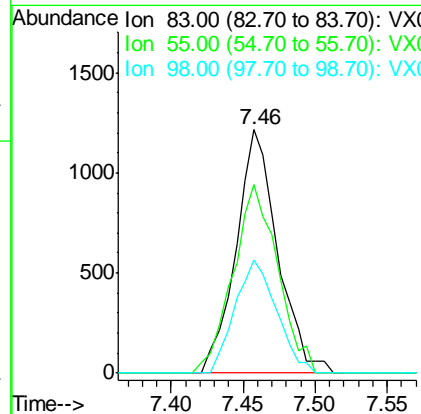
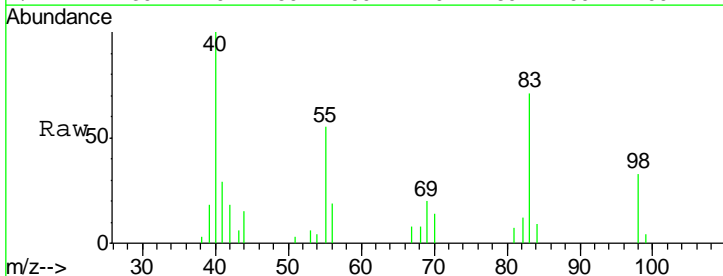
Instrument : MSVOA\_X  
 ClientSampled : LOD-MDL-WATER-01-QT1-2019

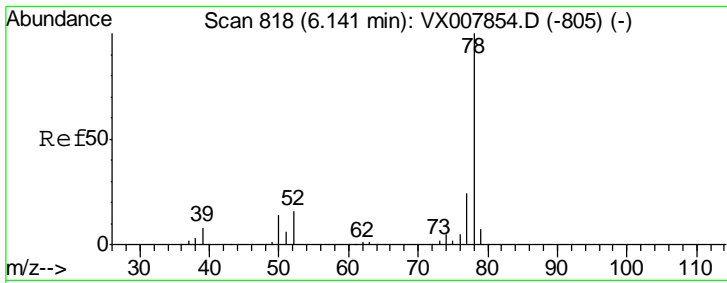
Tgt Ion	Resp	Lower	Upper
117	1894		
119	72.1	76.2	114.2#
121	19.0	24.6	36.8#



#39  
 Methylcyclohexane  
 Concen: 0.500 ug/l  
 RT: 7.46 min Scan# 1034  
 Delta R.T. -0.01 min  
 Lab File: VX007861.D  
 Acq: 06 Mar 2019 15:40

Tgt Ion	Resp	Lower	Upper
83	2435		
55	77.5	60.4	90.6
98	46.2	36.5	54.7

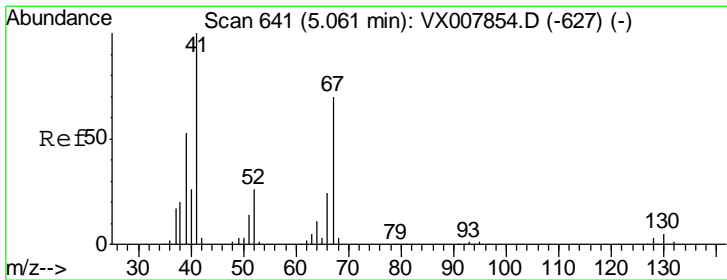
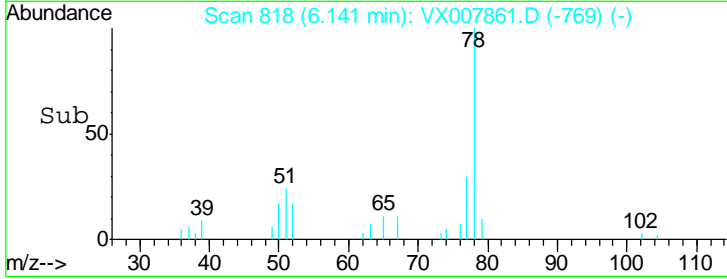
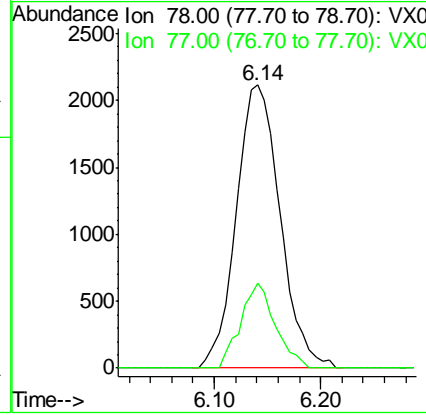
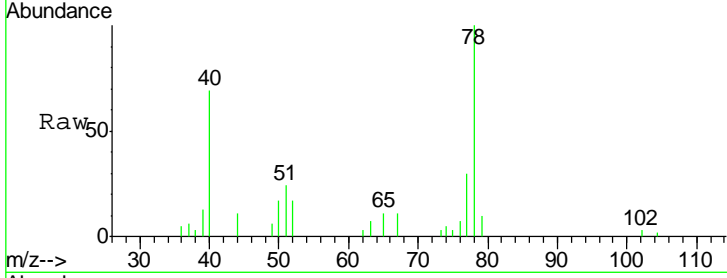




#40  
Benzene  
Concen: 0.510 ug/l  
RT: 6.14 min Scan# 818  
Delta R.T. 0.00 min  
Lab File: VX007861.D  
Acq: 06 Mar 2019 15:40

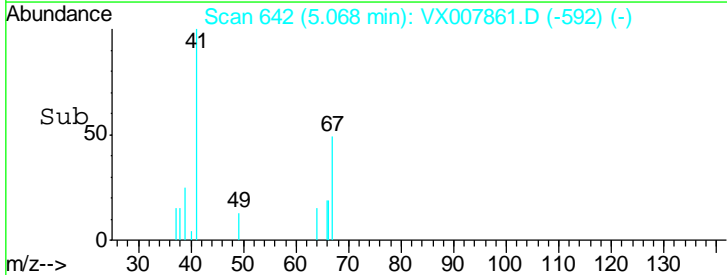
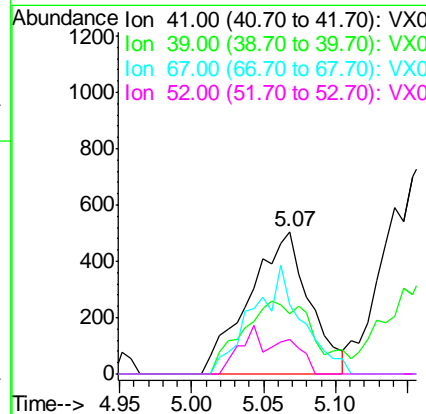
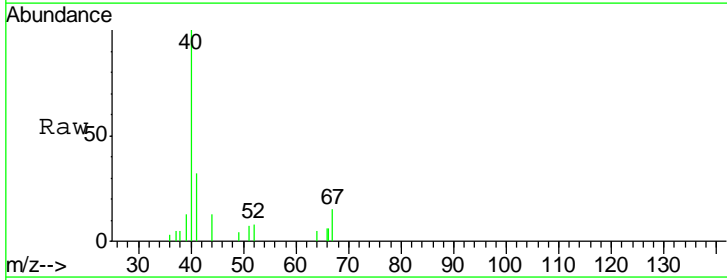
Instrument : MSVOA\_X  
ClientSampleId : LOD-MDL-WATER-01-QT1-2019

Tgt Ion: 78 Resp: 6103  
Ion Ratio Lower Upper  
78 100  
77 30.1 19.0 28.4#

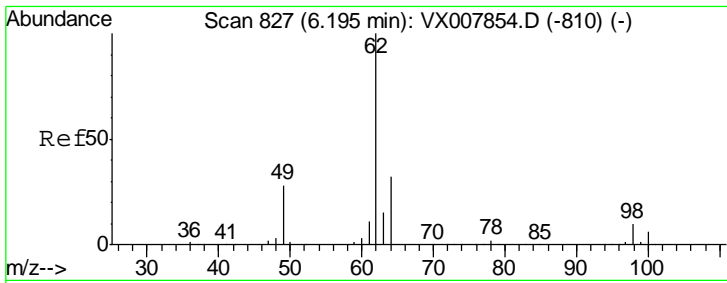


#41  
Methacrylonitrile  
Concen: 0.566 ug/l  
RT: 5.07 min Scan# 642  
Delta R.T. 0.01 min  
Lab File: VX007861.D  
Acq: 06 Mar 2019 15:40

Tgt Ion: 41 Resp: 1470  
Ion Ratio Lower Upper  
41 100  
39 61.7 41.6 62.4  
67 62.5 55.8 83.6  
52 9.9 21.7 32.5#



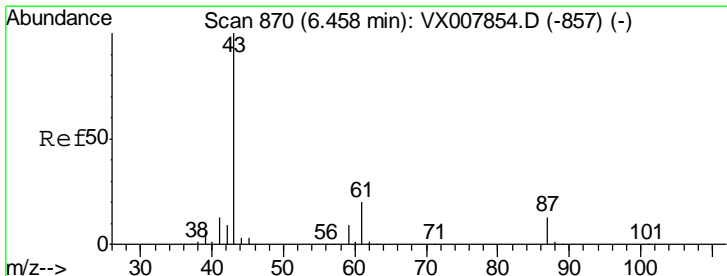
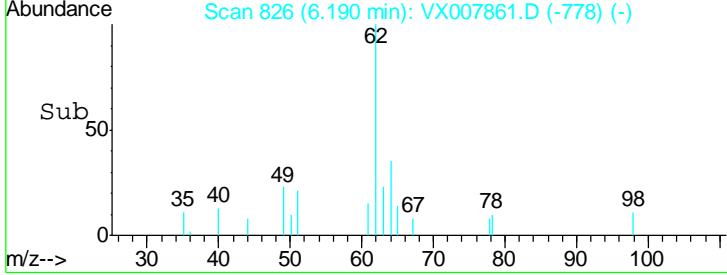
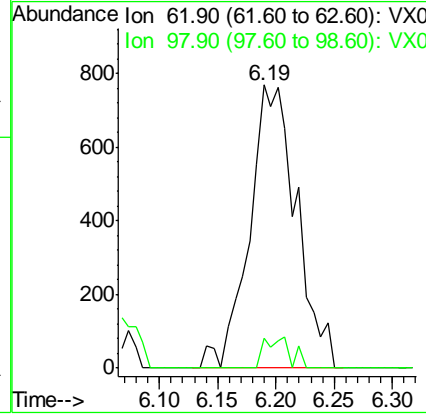
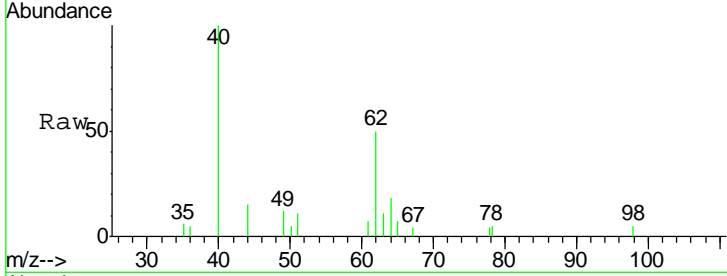




#42  
 1,2-Dichloroethane  
 Concen: 0.552 ug/l  
 RT: 6.19 min Scan# 826  
 Delta R.T. -0.01 min  
 Lab File: VX007861.D  
 Acq: 06 Mar 2019 15:40

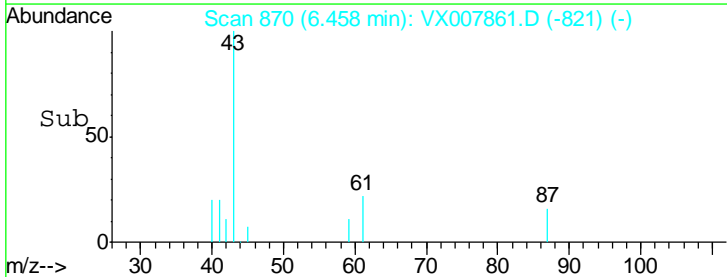
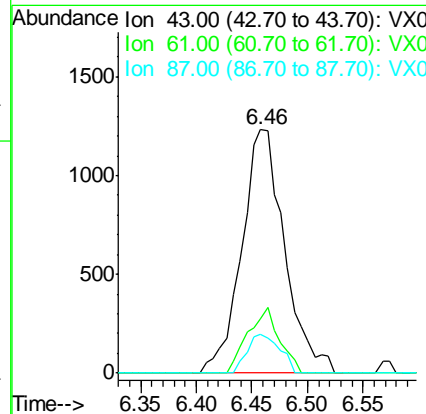
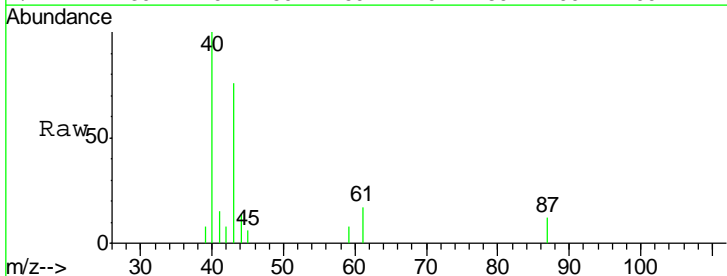
Instrument : MSVOA\_X  
 ClientSampled : LOD-MDL-WATER-01-QT1-2019

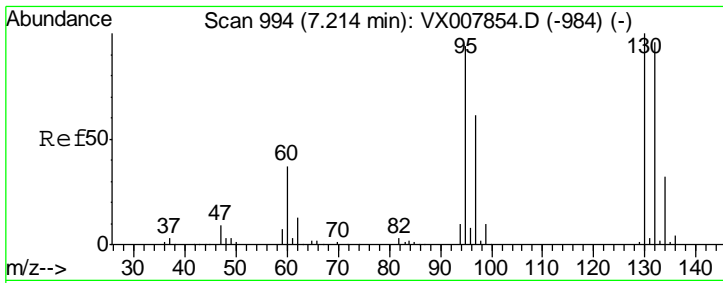
Tgt Ion	Resp	Lower	Upper
62	100		
98	6.1	0.0	20.4



#43  
 Isopropyl Acetate  
 Concen: 0.468 ug/l  
 RT: 6.46 min Scan# 870  
 Delta R.T. 0.00 min  
 Lab File: VX007861.D  
 Acq: 06 Mar 2019 15:40

Tgt Ion	Resp	Lower	Upper
43	100		
61	19.7	16.3	24.5
87	11.9	10.5	15.7

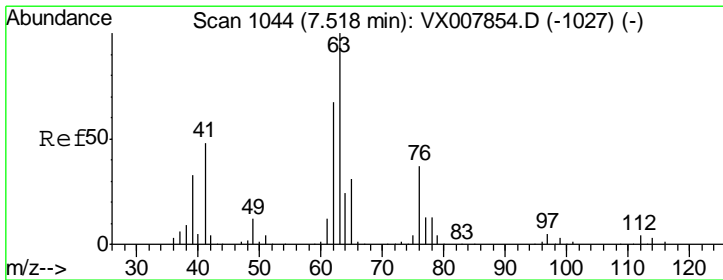
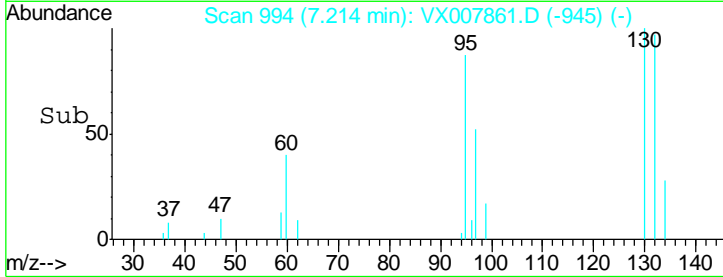
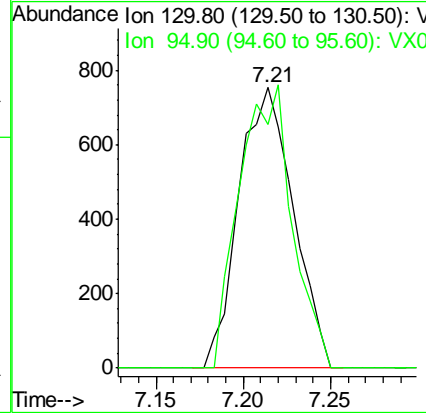
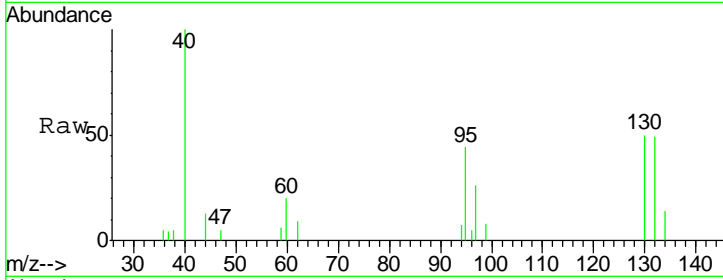




#44  
 Trichloroethene  
 Concen: 0.496 ug/l  
 RT: 7.21 min Scan# 994  
 Delta R.T. 0.00 min  
 Lab File: VX007861.D  
 Acq: 06 Mar 2019 15:40

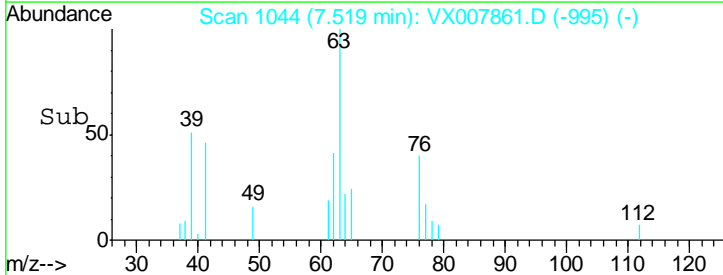
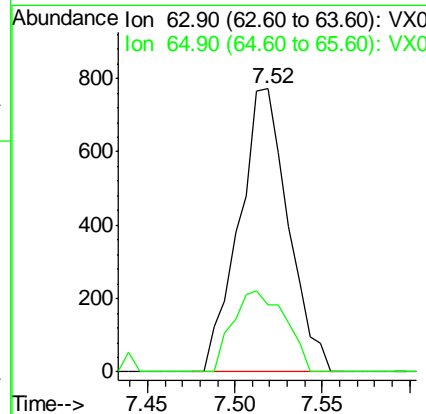
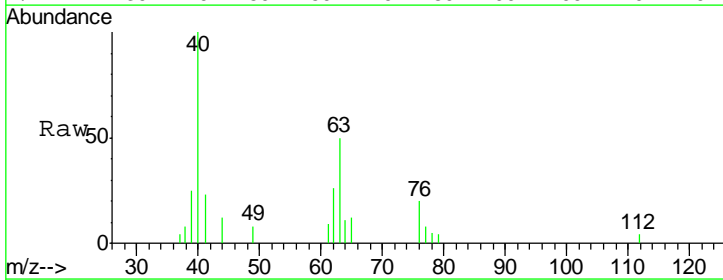
**Instrument :**  
 MSVOA\_X  
**ClientSampled :**  
 LOD-MDL-WATER-01-QT1-2019

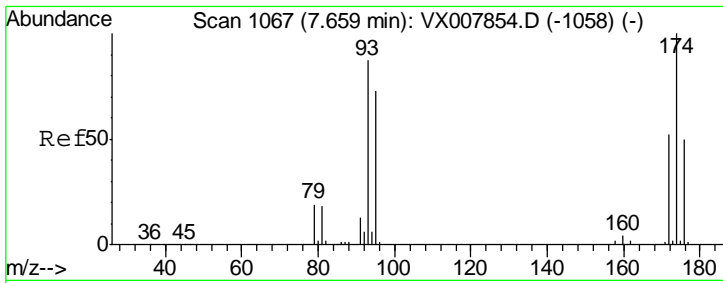
Tgt Ion: 130 Resp: 1636  
 Ion Ratio Lower Upper  
 130 100  
 95 86.9 0.0 188.0



#45  
 1,2-Dichloropropane  
 Concen: 0.477 ug/l  
 RT: 7.52 min Scan# 1044  
 Delta R.T. 0.00 min  
 Lab File: VX007861.D  
 Acq: 06 Mar 2019 15:40

Tgt Ion: 63 Resp: 1507  
 Ion Ratio Lower Upper  
 63 100  
 65 23.6 24.7 37.1#

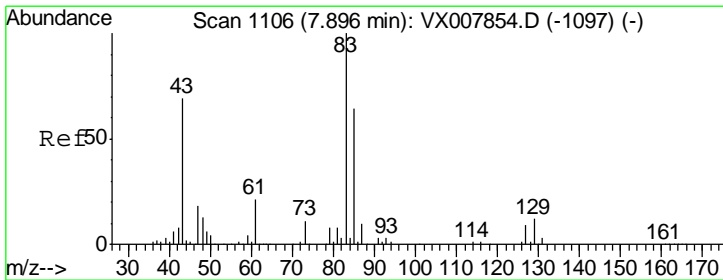
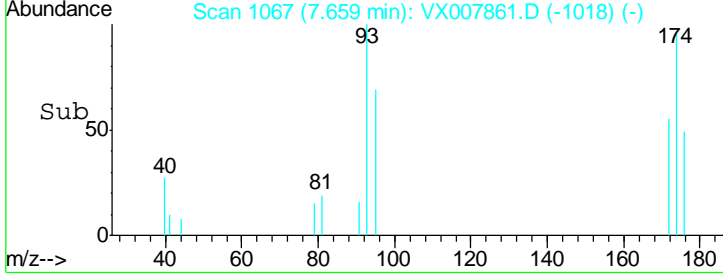
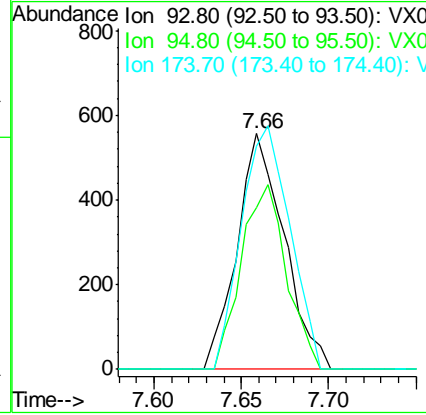
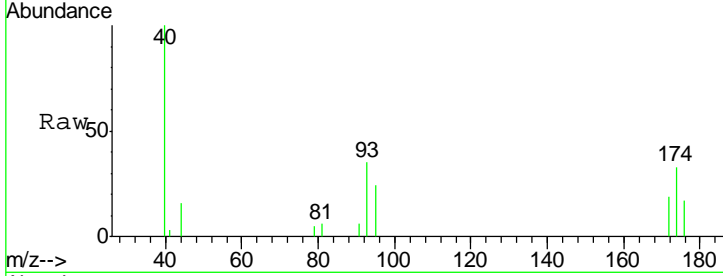




#46  
 Dibromomethane  
 Concen: 0.525 ug/l  
 RT: 7.66 min Scan# 1067  
 Delta R.T. 0.00 min  
 Lab File: VX007861.D  
 Acq: 06 Mar 2019 15:40

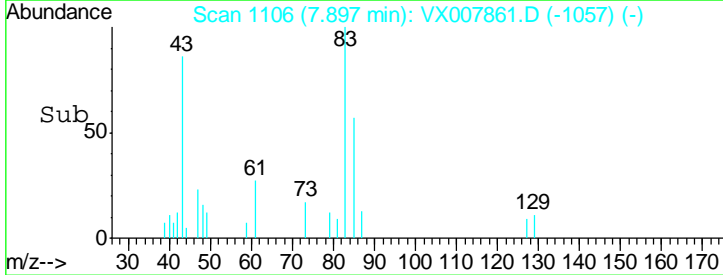
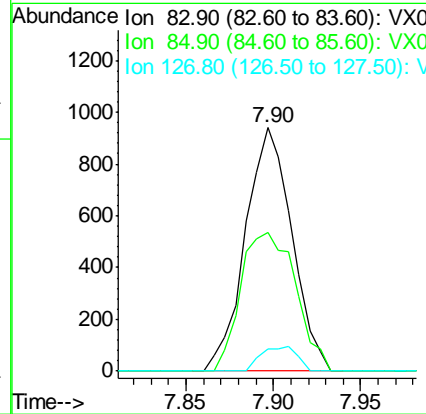
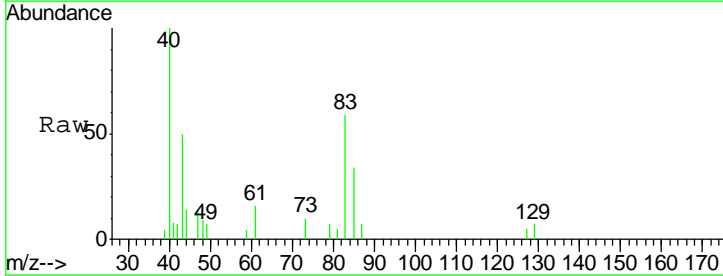
Instrument : MSVOA\_X  
 ClientSampled : LOD-MDL-WATER-01-QT1-2019

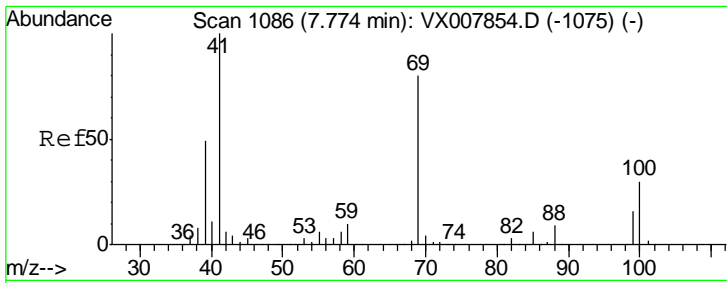
Tgt Ion	Resp	Lower	Upper
93	1049		
93	100		
95	74.8	66.8	100.2
174	106.6	97.3	145.9



#47  
 Bromodichloromethane  
 Concen: 0.462 ug/l  
 RT: 7.90 min Scan# 1106  
 Delta R.T. 0.00 min  
 Lab File: VX007861.D  
 Acq: 06 Mar 2019 15:40

Tgt Ion	Resp	Lower	Upper
83	1751		
83	100		
85	57.1	50.9	76.3
127	9.4	7.4	11.0

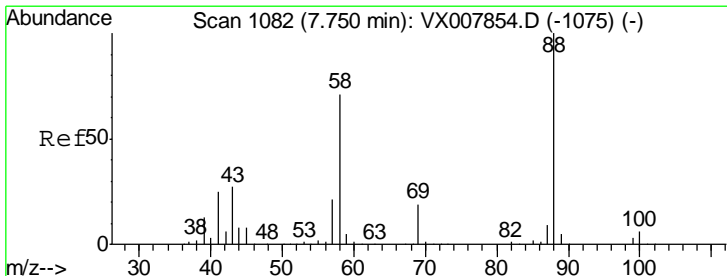
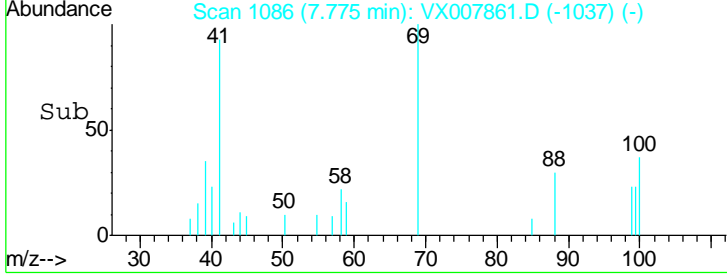
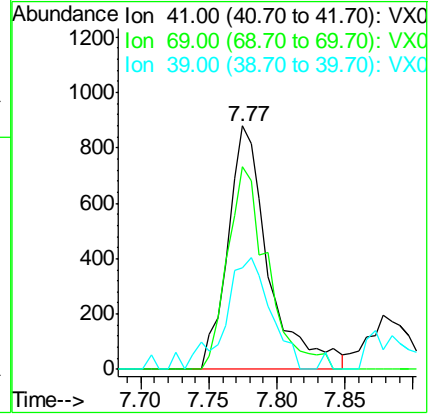
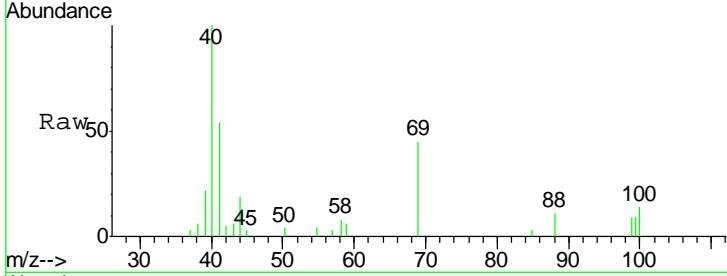




#48  
 Methyl methacrylate  
 Concen: 0.494 ug/l  
 RT: 7.77 min Scan# 1086  
 Delta R.T. 0.00 min  
 Lab File: VX007861.D  
 Acq: 06 Mar 2019 15:40

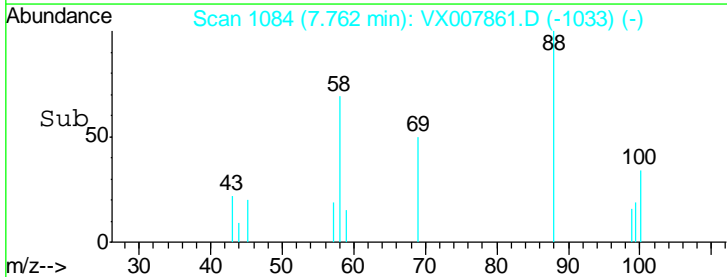
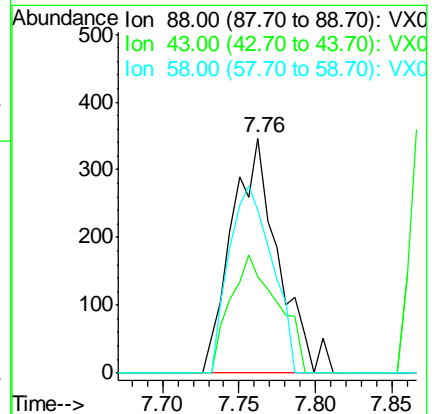
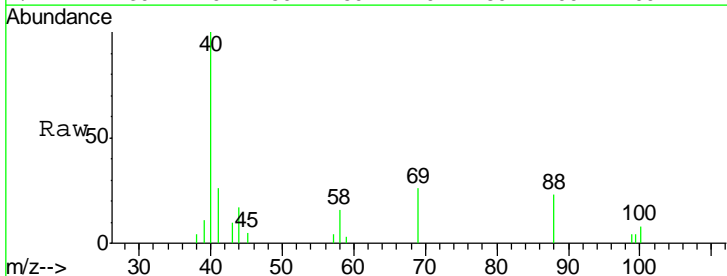
Instrument : MSVOA\_X  
 ClientSampleId : LOD-MDL-WATER-01-QT1-2019

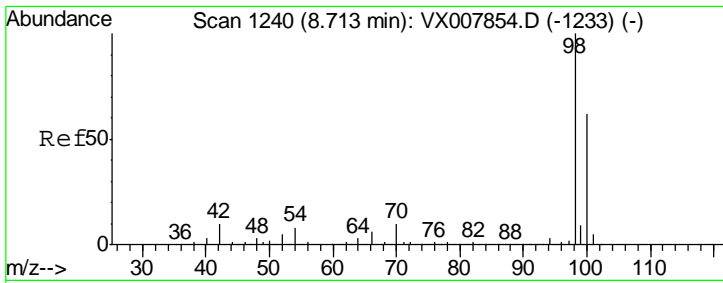
Tgt Ion	Resp	Lower	Upper
41	1834		
69	82.4	65.2	97.8
39	51.7	39.4	59.2



#49  
 1,4-Dioxane  
 Concen: 9.555 ug/l  
 RT: 7.76 min Scan# 1084  
 Delta R.T. 0.01 min  
 Lab File: VX007861.D  
 Acq: 06 Mar 2019 15:40

Tgt Ion	Resp	Lower	Upper
88	728		
43	51.5	25.1	37.7#
58	74.6	57.8	86.6

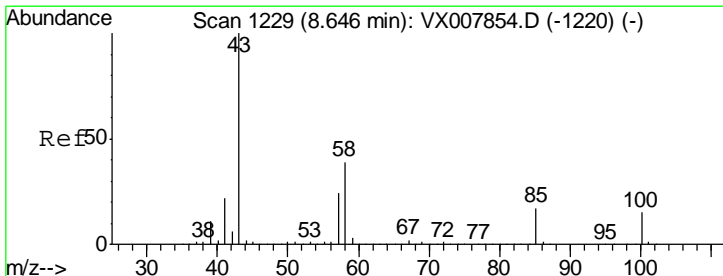
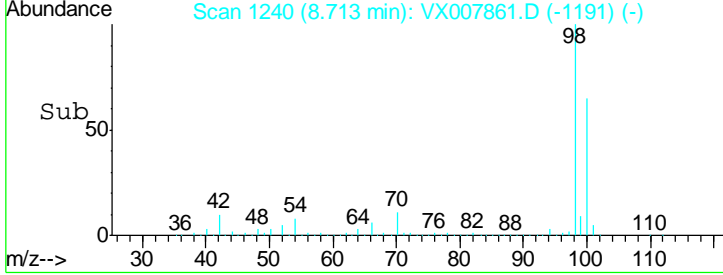
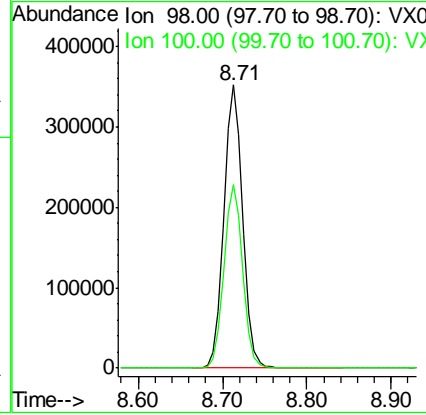
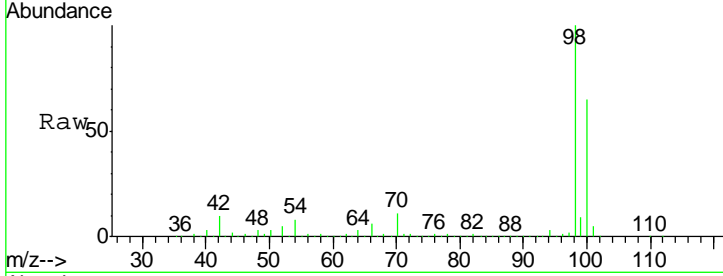




#50  
 Toluene-d8  
 Concen: 52.139 ug/l  
 RT: 8.71 min Scan# 1240  
 Delta R.T. 0.00 min  
 Lab File: VX007861.D  
 Acq: 06 Mar 2019 15:40

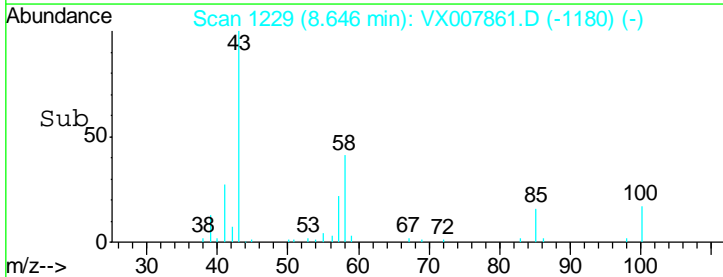
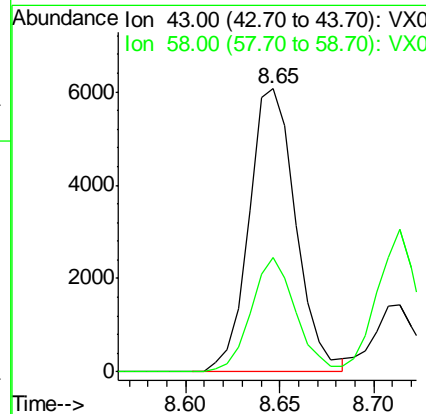
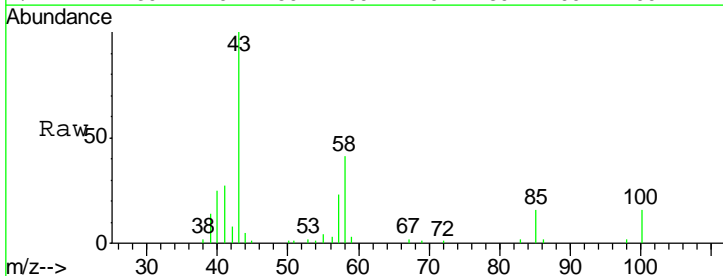
**Instrument :**  
 MSVOA\_X  
**ClientSampled :**  
 LOD-MDL-WATER-01-QT1-2019

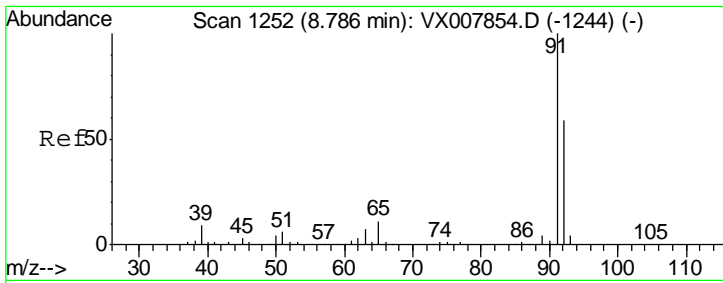
Tgt Ion: 98 Resp: 543385  
 Ion Ratio Lower Upper  
 98 100  
 100 64.8 51.7 77.5



#51  
 4-Methyl-2-Pentanone  
 Concen: 2.301 ug/l  
 RT: 8.65 min Scan# 1229  
 Delta R.T. 0.00 min  
 Lab File: VX007861.D  
 Acq: 06 Mar 2019 15:40

Tgt Ion: 43 Resp: 10441  
 Ion Ratio Lower Upper  
 43 100  
 58 38.5 31.3 46.9

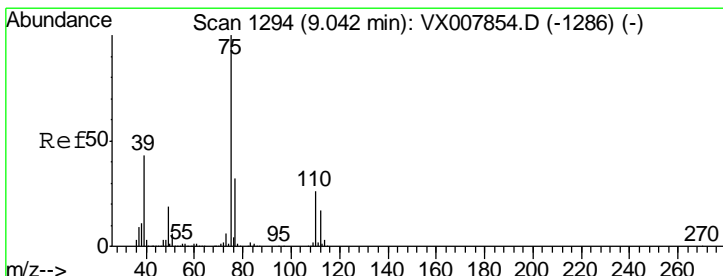
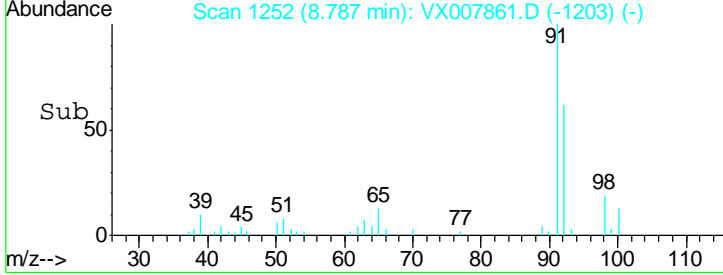
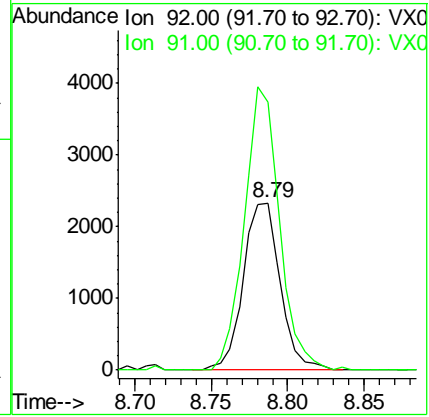
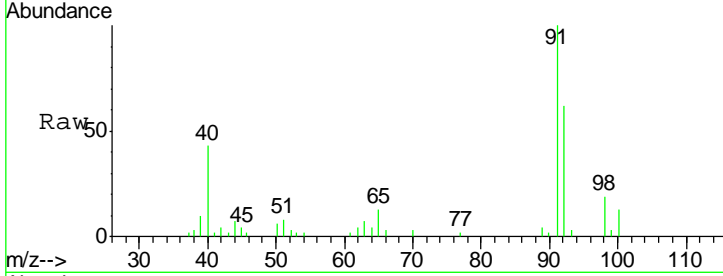




#52  
 Toluene  
 Concen: 0.536 ug/l  
 RT: 8.79 min Scan# 1252  
 Delta R.T. 0.00 min  
 Lab File: VX007861.D  
 Acq: 06 Mar 2019 15:40

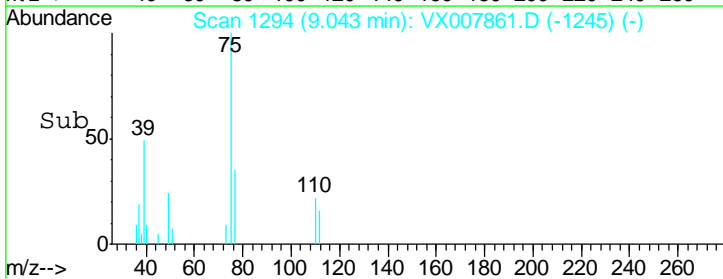
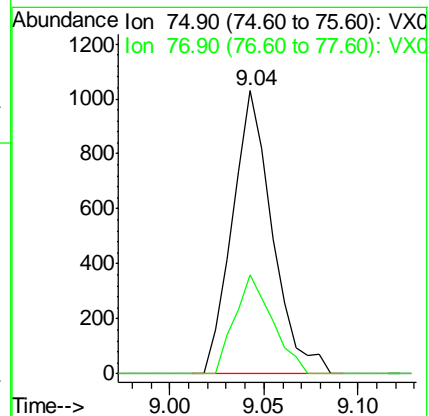
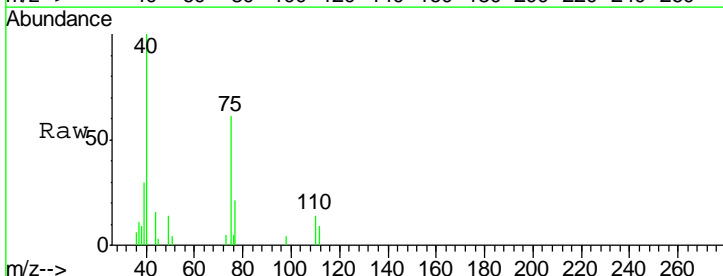
**Instrument :**  
 MSVOA\_X  
**ClientSampled :**  
 LOD-MDL-WATER-01-QT1-2019

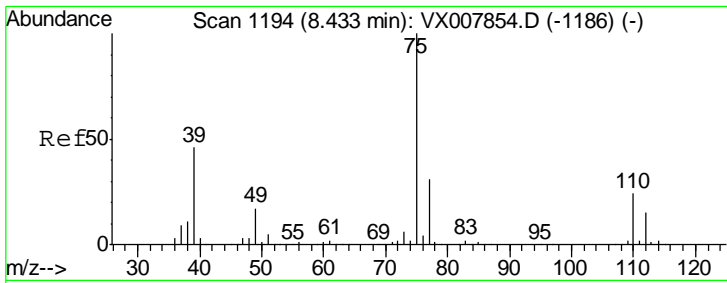
Tgt Ion: 92 Resp: 3913  
 Ion Ratio Lower Upper  
 92 100  
 91 161.1 137.4 206.0



#53  
 t-1,3-Dichloropropene  
 Concen: 0.384 ug/l  
 RT: 9.04 min Scan# 1294  
 Delta R.T. 0.00 min  
 Lab File: VX007861.D  
 Acq: 06 Mar 2019 15:40

Tgt Ion: 75 Resp: 1518  
 Ion Ratio Lower Upper  
 75 100  
 77 35.2 25.4 38.0

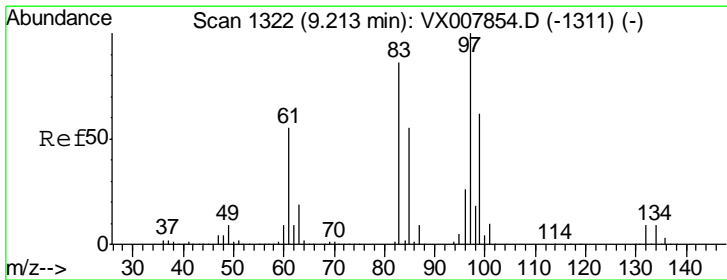
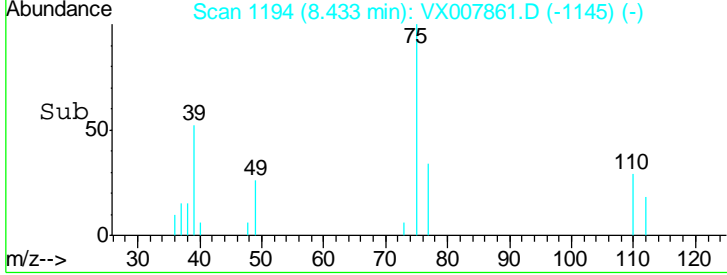
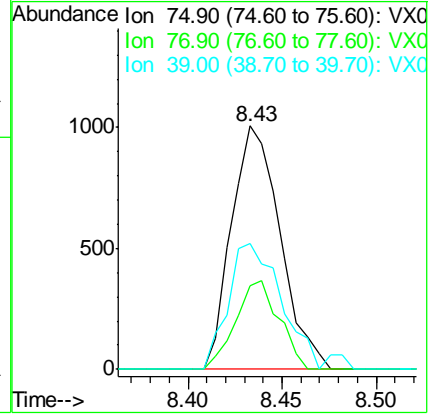
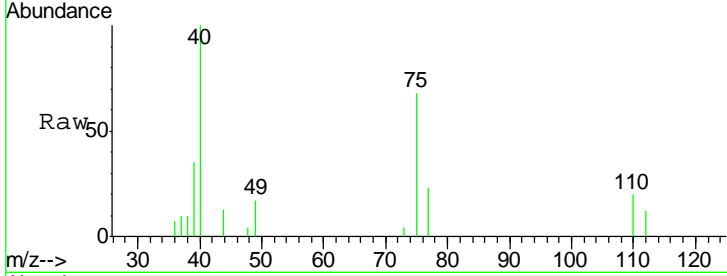




#54  
 cis-1,3-Dichloropropene  
 Concen: 0.404 ug/l  
 RT: 8.43 min Scan# 1194  
 Delta R.T. 0.00 min  
 Lab File: VX007861.D  
 Acq: 06 Mar 2019 15:40

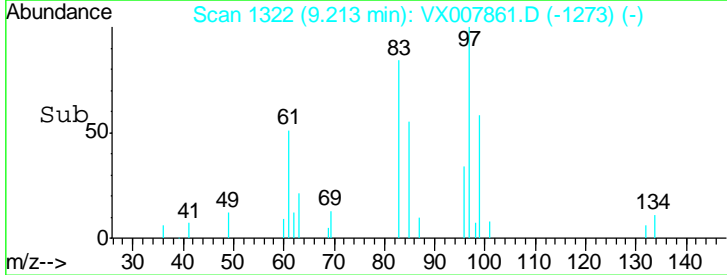
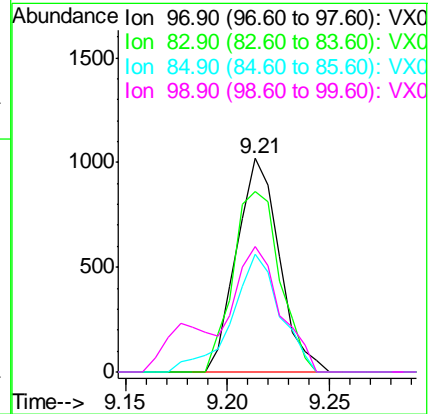
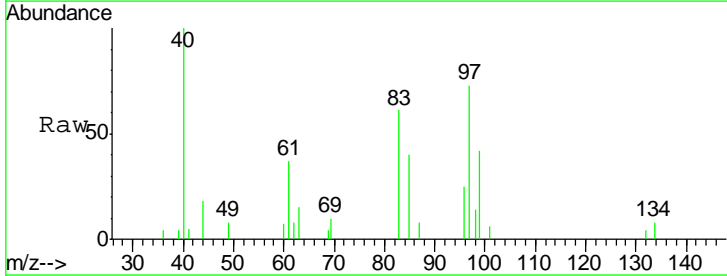
Instrument : MSVOA\_X  
 ClientSampled : LOD-MDL-WATER-01-QT1-2019

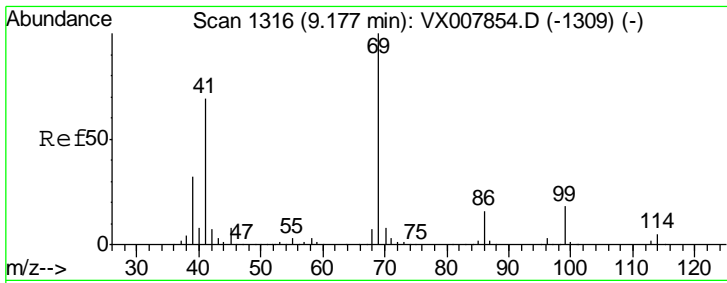
Tgt Ion	Resp	Lower	Upper
75	1806		
77	34.4	25.0	37.6
39	51.5	36.6	54.8



#55  
 1,1,2-Trichloroethane  
 Concen: 0.501 ug/l  
 RT: 9.21 min Scan# 1322  
 Delta R.T. 0.00 min  
 Lab File: VX007861.D  
 Acq: 06 Mar 2019 15:40

Tgt Ion	Resp	Lower	Upper
97	1482		
83	84.4	69.1	103.7
85	55.1	44.3	66.5
99	58.4	49.8	74.8

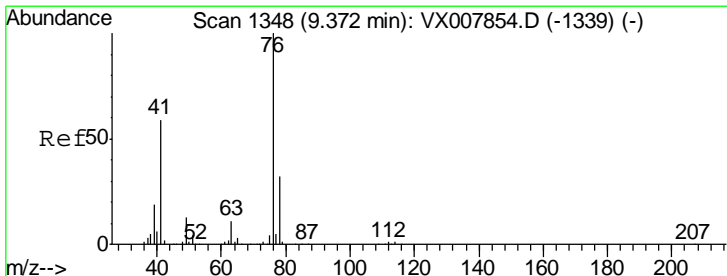
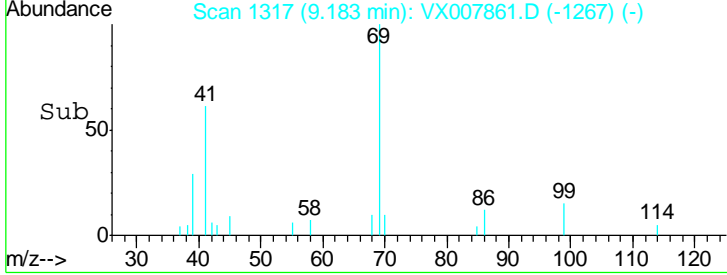
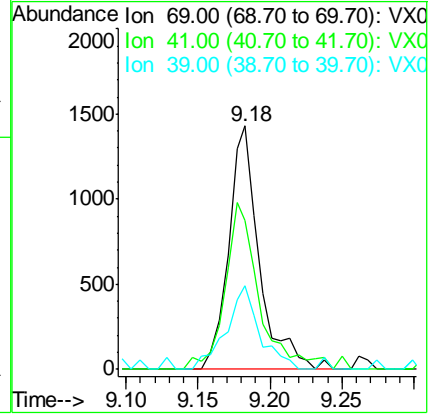
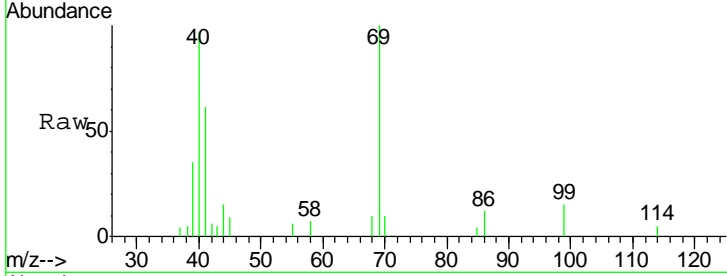




#56  
 Ethyl methacrylate  
 Concen: 0.482 ug/l  
 RT: 9.18 min Scan# 1317  
 Delta R.T. 0.01 min  
 Lab File: VX007861.D  
 Acq: 06 Mar 2019 15:40

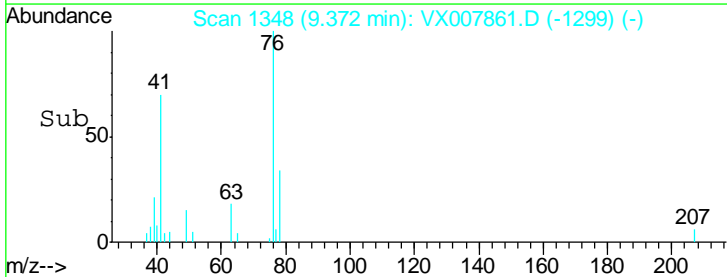
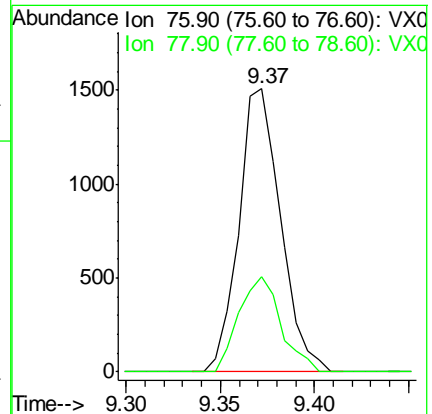
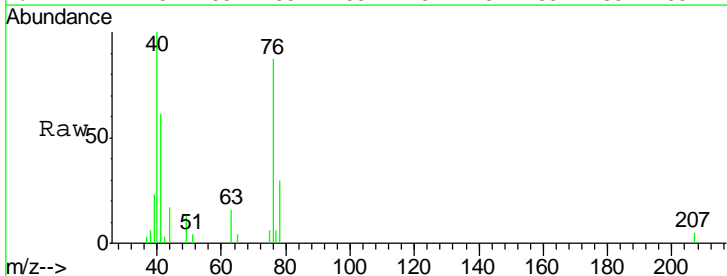
Instrument :  
 MSVOA\_X  
 ClientSampled :  
 LOD-MDL-WATER-01-QT1-2019

Tgt Ion	Resp	Lower	Upper
69	100		
41	76.0	54.2	81.4
39	37.6	25.0	37.4#

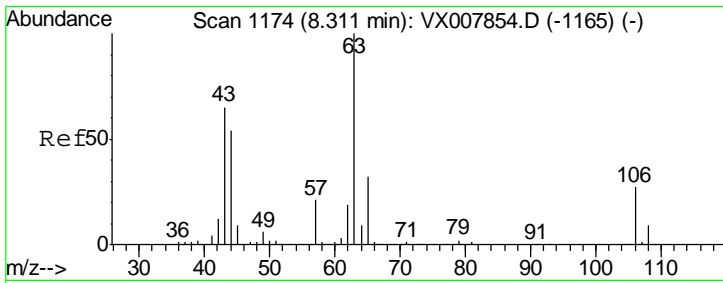


#57  
 1,3-Dichloropropane  
 Concen: 0.465 ug/l  
 RT: 9.37 min Scan# 1348  
 Delta R.T. 0.00 min  
 Lab File: VX007861.D  
 Acq: 06 Mar 2019 15:40

Tgt Ion	Resp	Lower	Upper
76	100		
78	34.0	25.5	38.3



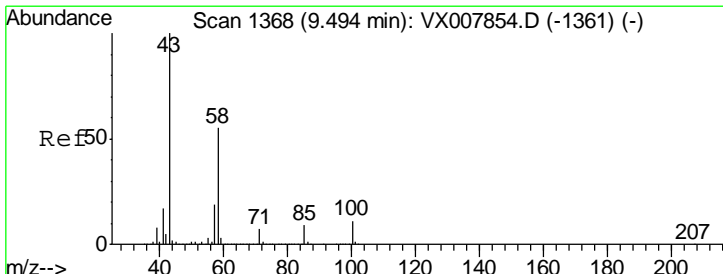
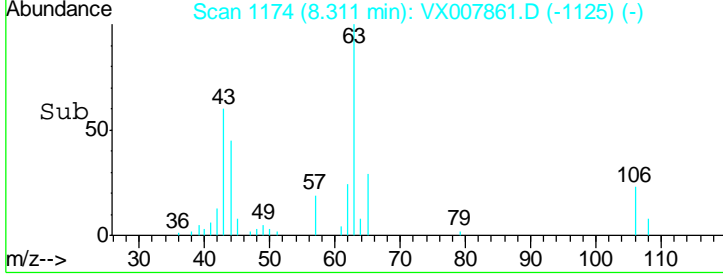
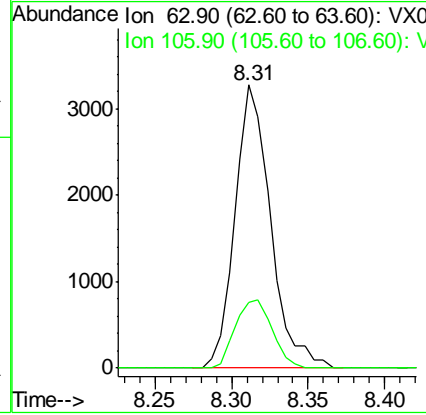
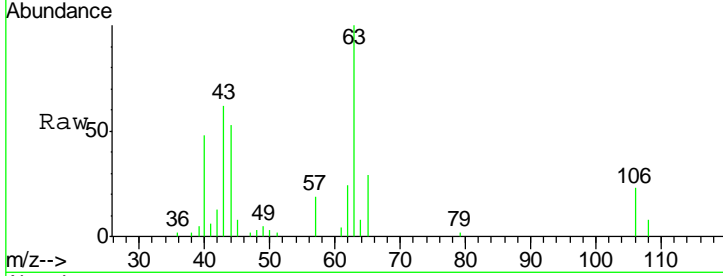




#58  
 2-Chloroethyl Vinyl ether  
 Concen: 2.299 ug/l  
 RT: 8.31 min Scan# 1174  
 Delta R.T. 0.00 min  
 Lab File: VX007861.D  
 Acq: 06 Mar 2019 15:40

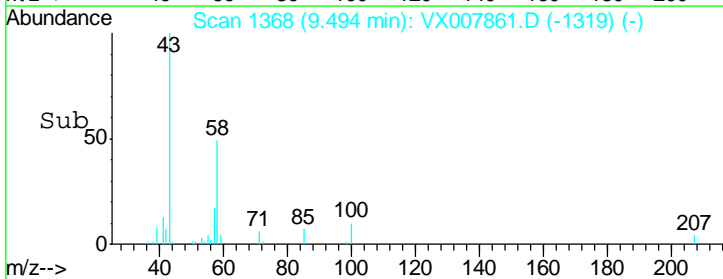
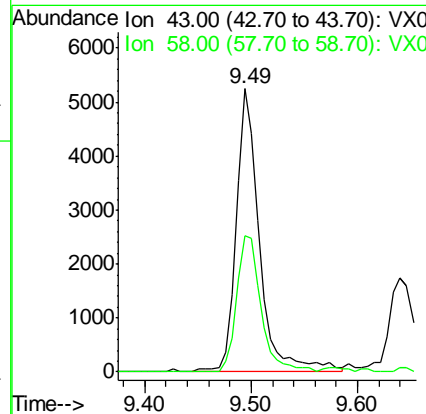
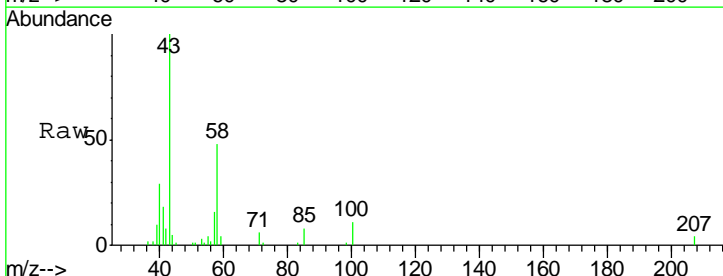
**Instrument :**  
 MSVOA\_X  
**ClientSampled :**  
 LOD-MDL-WATER-01-QT1-2019

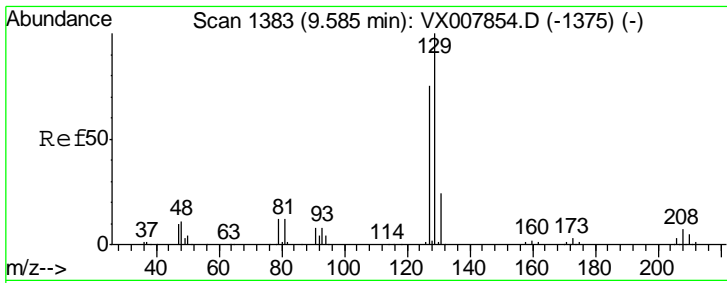
Tgt Ion: 63 Resp: 5277  
 Ion Ratio Lower Upper  
 63 100  
 106 25.2 22.2 33.2



#59  
 2-Hexanone  
 Concen: 2.297 ug/l  
 RT: 9.49 min Scan# 1368  
 Delta R.T. 0.00 min  
 Lab File: VX007861.D  
 Acq: 06 Mar 2019 15:40

Tgt Ion: 43 Resp: 8092  
 Ion Ratio Lower Upper  
 43 100  
 58 50.1 27.6 82.7

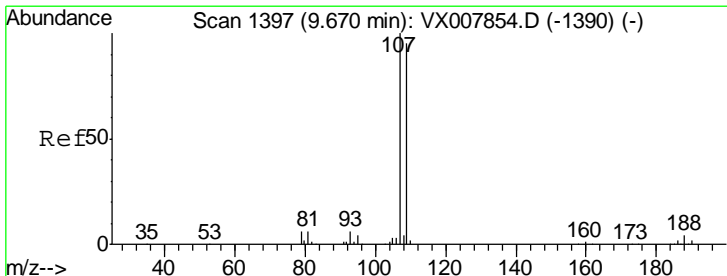
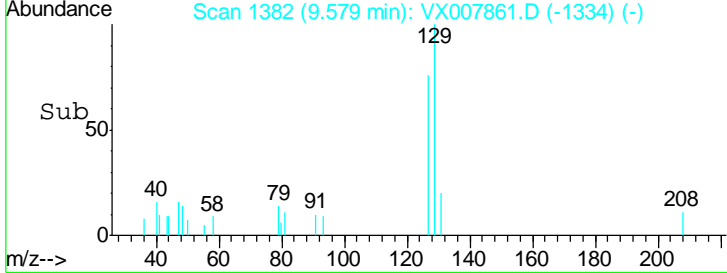
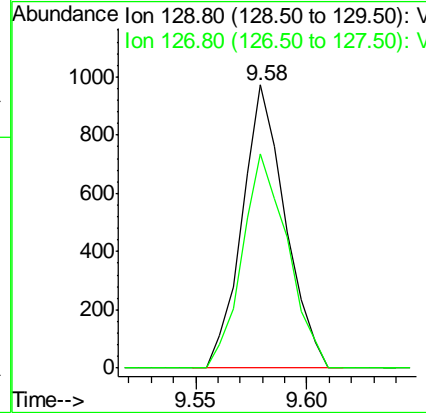
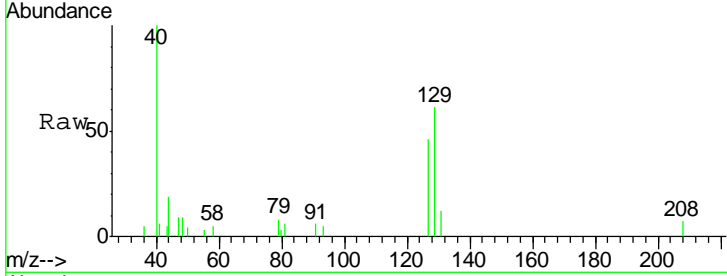




#60  
 Dibromochloromethane  
 Concen: 0.424 ug/l  
 RT: 9.58 min Scan# 1382  
 Delta R.T. -0.01 min  
 Lab File: VX007861.D  
 Acq: 06 Mar 2019 15:40

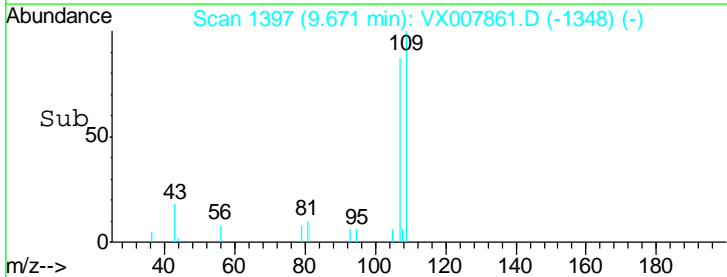
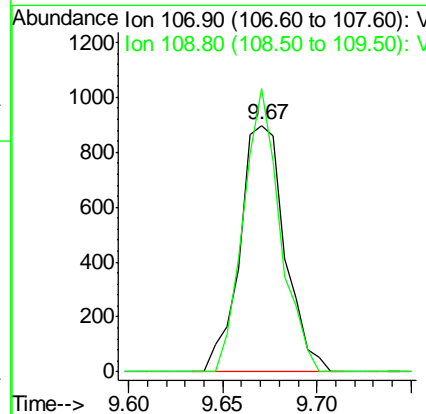
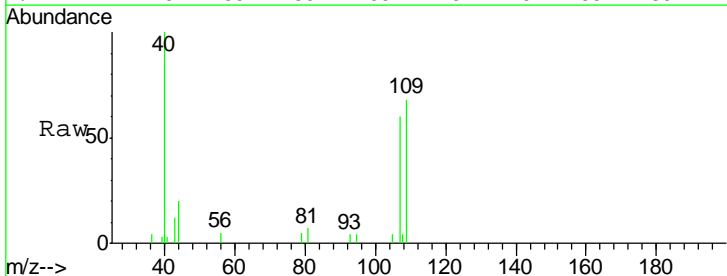
**Instrument :**  
 MSVOA\_X  
**ClientSampled :**  
 LOD-MDL-WATER-01-QT1-2019

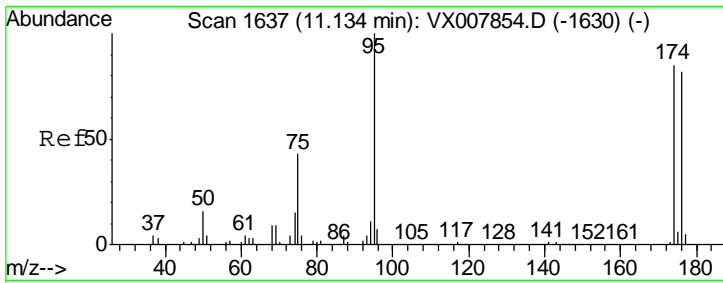
Tgt Ion:129 Resp: 1310  
 Ion Ratio Lower Upper  
 129 100  
 127 79.7 38.3 114.8



#61  
 1,2-Dibromoethane  
 Concen: 0.476 ug/l  
 RT: 9.67 min Scan# 1397  
 Delta R.T. 0.00 min  
 Lab File: VX007861.D  
 Acq: 06 Mar 2019 15:40

Tgt Ion:107 Resp: 1493  
 Ion Ratio Lower Upper  
 107 100  
 109 93.4 75.8 113.8

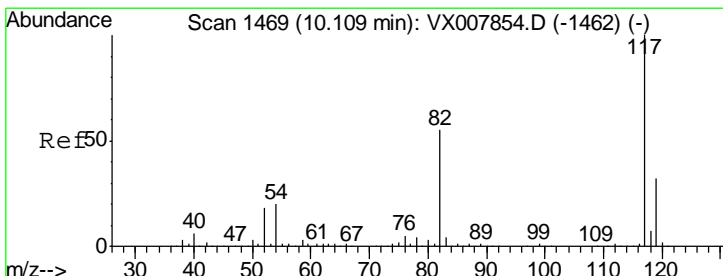
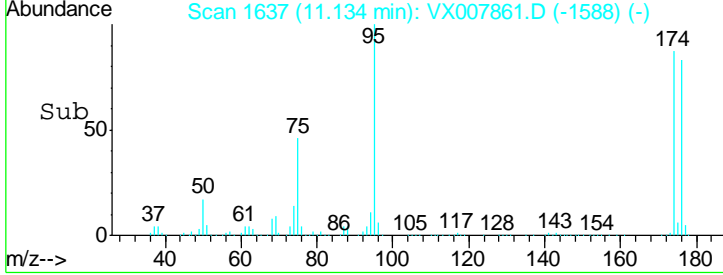
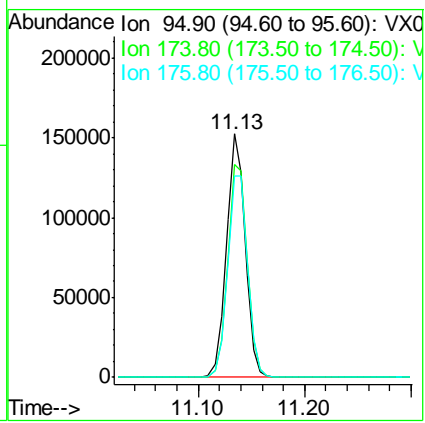
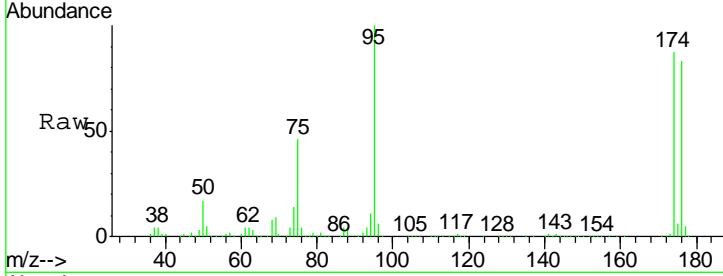




#62  
 4-Bromofluorobenzene  
 Concen: 51.476 ug/l  
 RT: 11.13 min Scan# 1637  
 Delta R.T. 0.00 min  
 Lab File: VX007861.D  
 Acq: 06 Mar 2019 15:40

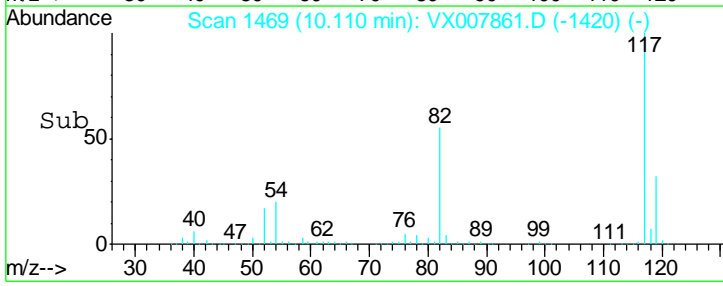
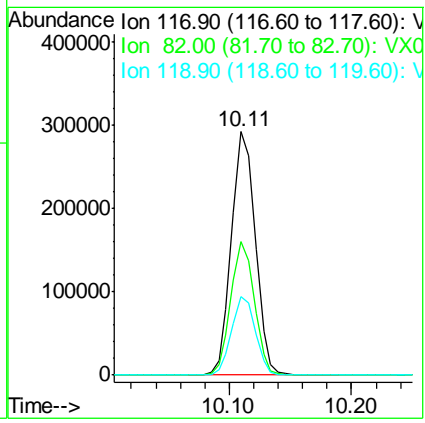
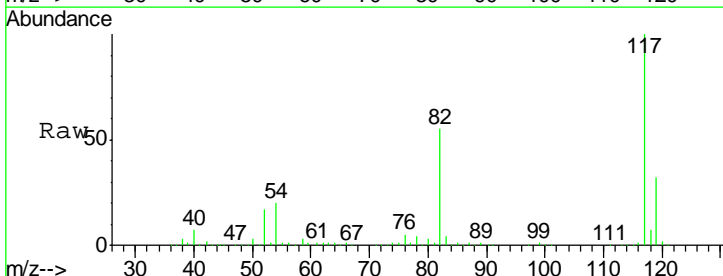
Instrument : MSVOA\_X  
 ClientSampleId : LOD-MDL-WATER-01-QT1-2019

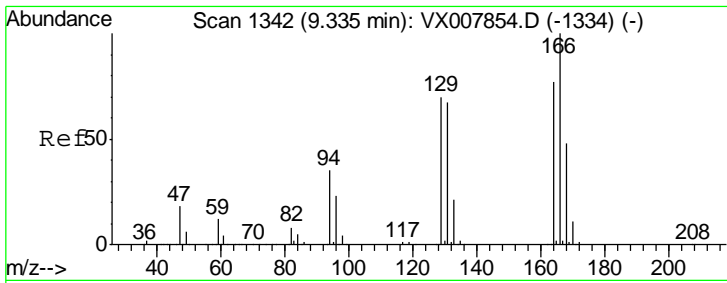
Tgt Ion	Resp	Lower	Upper
95	188087		
174	91.8	0.0	182.8
176	88.9	0.0	178.0



#63  
 Chlorobenzene-d5  
 Concen: 50.000 ug/l  
 RT: 10.11 min Scan# 1469  
 Delta R.T. 0.00 min  
 Lab File: VX007861.D  
 Acq: 06 Mar 2019 15:40

Tgt Ion	Resp	Lower	Upper
117	394213		
82	55.0	44.3	66.5
119	32.1	25.3	37.9

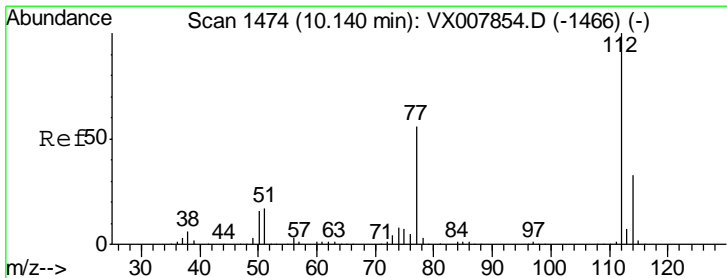
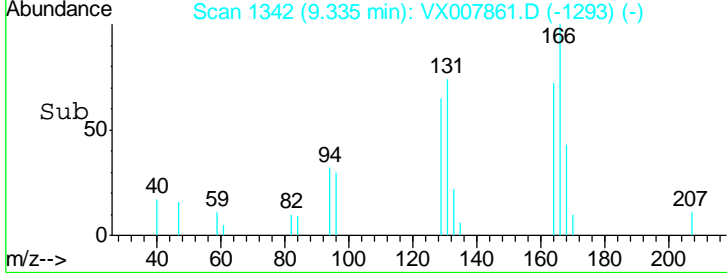
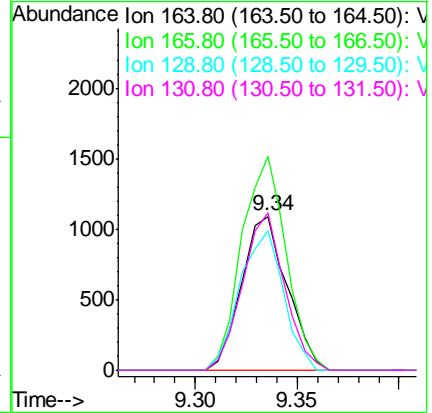
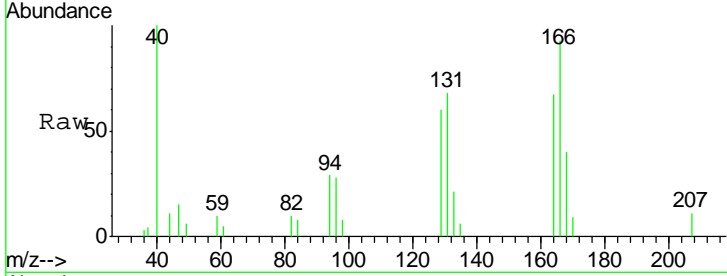




#64  
 Tetrachloroethene  
 Concen: 0.520 ug/l  
 RT: 9.34 min Scan# 1342  
 Delta R.T. 0.00 min  
 Lab File: VX007861.D  
 Acq: 06 Mar 2019 15:40

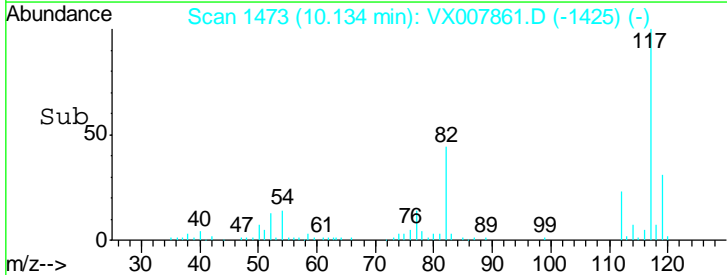
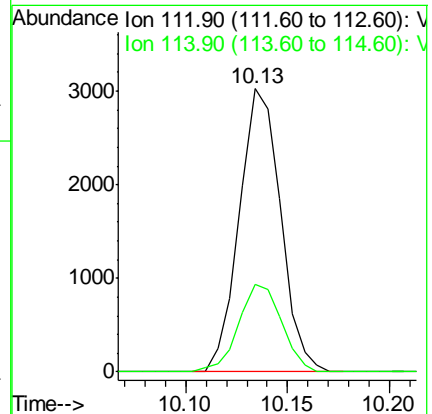
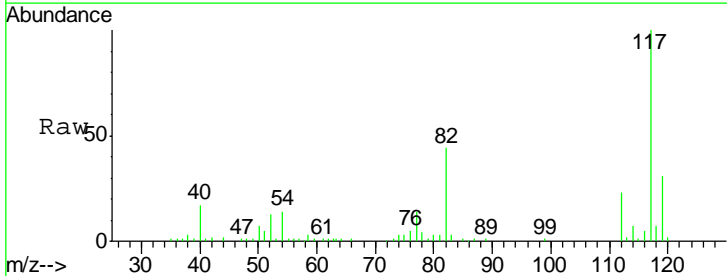
**Instrument :**  
 MSVOA\_X  
**ClientSampled :**  
 LOD-MDL-WATER-01-QT1-2019

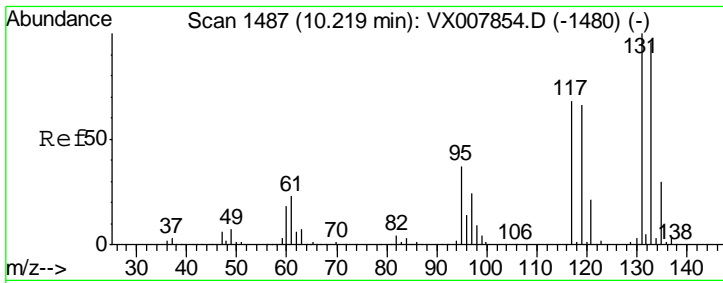
Tgt Ion	Resp	Lower	Upper
164	100		
166	138.5	103.4	155.0
129	90.3	72.2	108.4
131	102.3	69.4	104.2



#65  
 Chlorobenzene  
 Concen: 0.515 ug/l  
 RT: 10.13 min Scan# 1473  
 Delta R.T. -0.01 min  
 Lab File: VX007861.D  
 Acq: 06 Mar 2019 15:40

Tgt Ion	Resp	Lower	Upper
112	100		
114	31.1	26.0	39.0



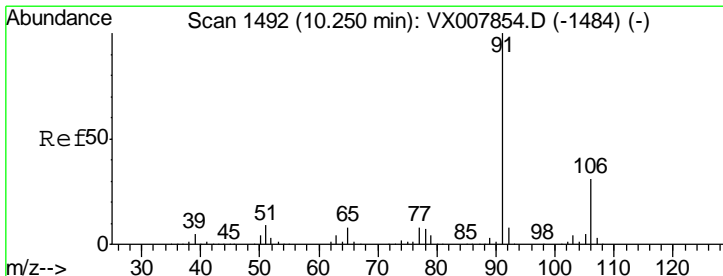
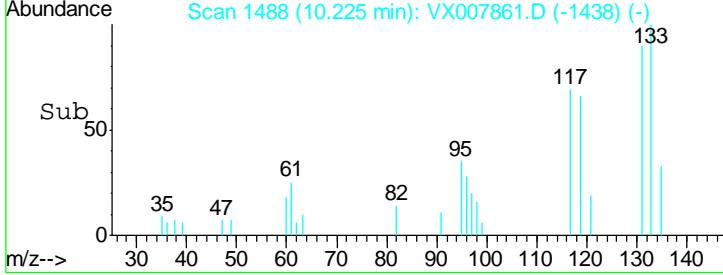
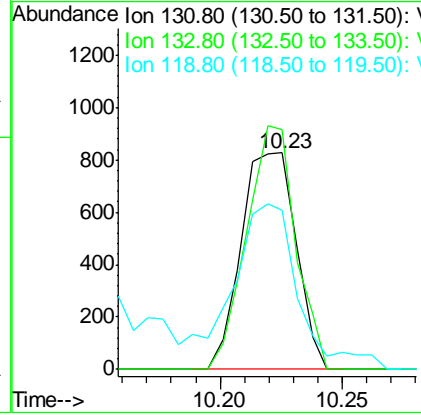
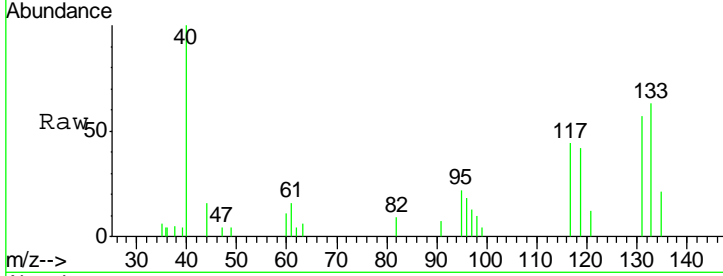


#66  
 1,1,1,2-Tetrachloroethane  
 Concen: 0.435 ug/l  
 RT: 10.23 min Scan# 1488  
 Delta R.T. 0.01 min  
 Lab File: VX007861.D  
 Acq: 06 Mar 2019 15:40

**Instrument :**  
 MSVOA\_X  
**ClientSampled :**  
 LOD-MDL-WATER-01-QT1-2019

Tgt Ion: 131 Resp: 1287

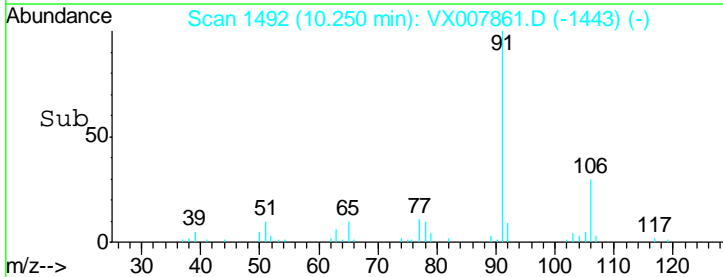
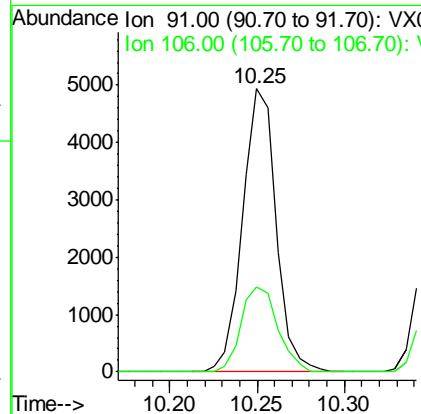
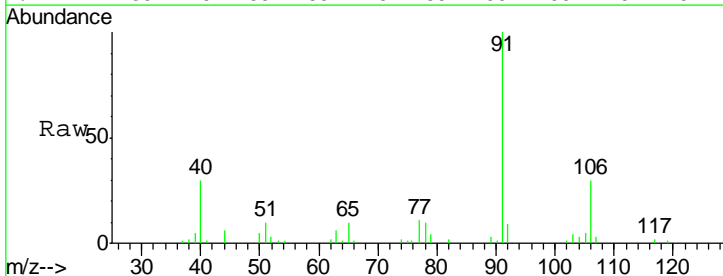
Ion	Ratio	Lower	Upper
131	100		
133	100.9	47.8	143.3
119	0.0	32.5	97.5#

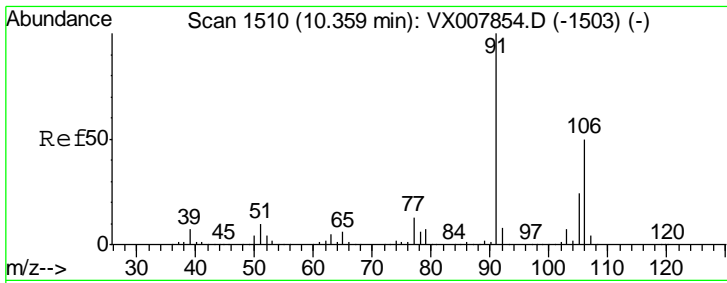


#67  
 Ethyl Benzene  
 Concen: 0.484 ug/l  
 RT: 10.25 min Scan# 1492  
 Delta R.T. 0.00 min  
 Lab File: VX007861.D  
 Acq: 06 Mar 2019 15:40

Tgt Ion: 91 Resp: 6572

Ion	Ratio	Lower	Upper
91	100		
106	30.1	25.2	37.8

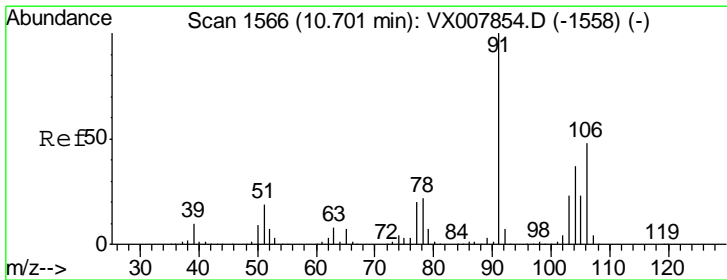
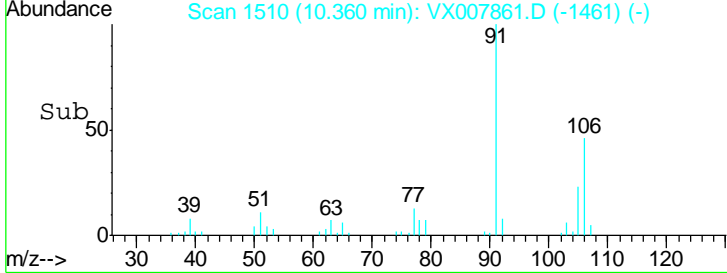
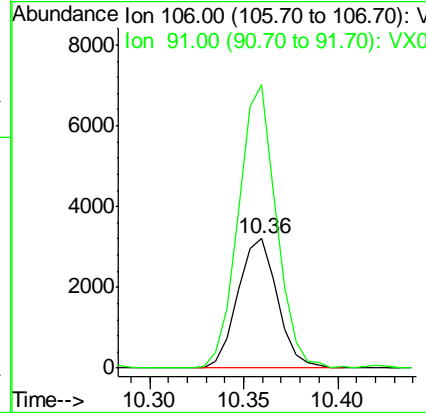
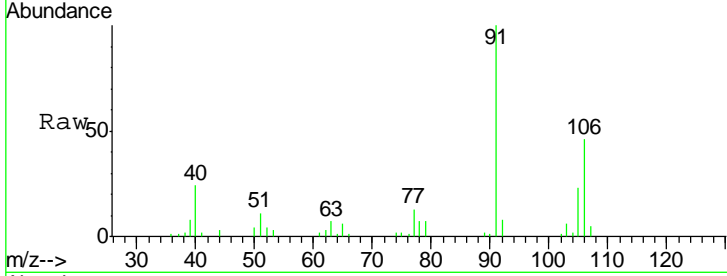




#68  
 m/p-Xylenes  
 Concen: 0.890 ug/l  
 RT: 10.36 min Scan# 1510  
 Delta R.T. 0.00 min  
 Lab File: VX007861.D  
 Acq: 06 Mar 2019 15:40

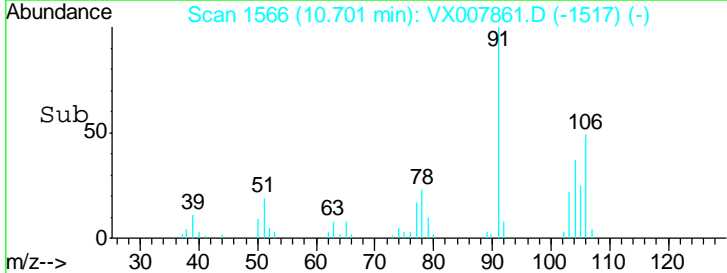
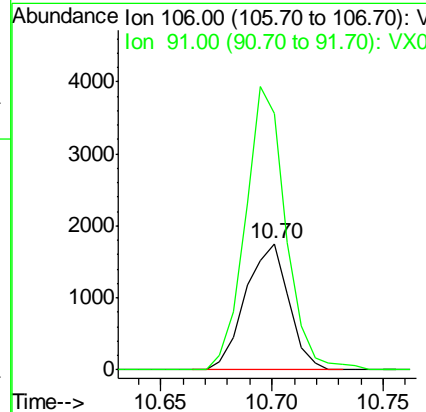
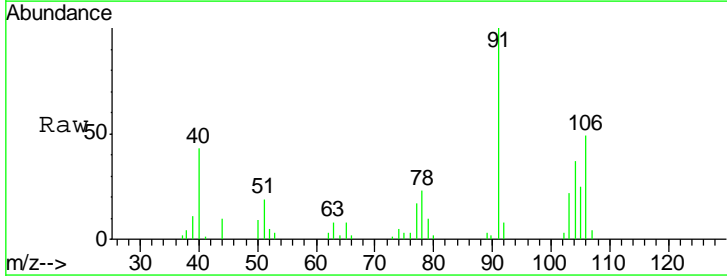
**Instrument :**  
 MSVOA\_X  
**ClientSampled :**  
 LOD-MDL-WATER-01-QT1-2019

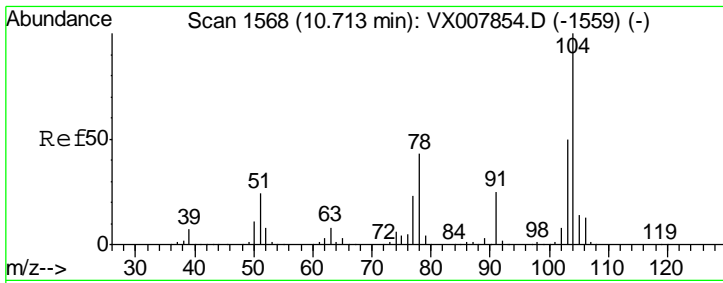
Tgt Ion:106 Resp: 4658  
 Ion Ratio Lower Upper  
 106 100  
 91 209.8 159.8 239.6



#69  
 o-Xylene  
 Concen: 0.468 ug/l  
 RT: 10.70 min Scan# 1566  
 Delta R.T. 0.00 min  
 Lab File: VX007861.D  
 Acq: 06 Mar 2019 15:40

Tgt Ion:106 Resp: 2364  
 Ion Ratio Lower Upper  
 106 100  
 91 210.2 106.3 318.9

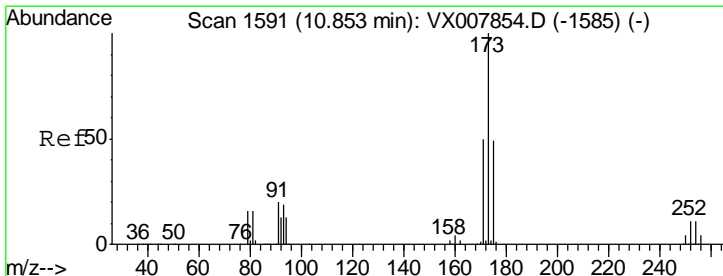
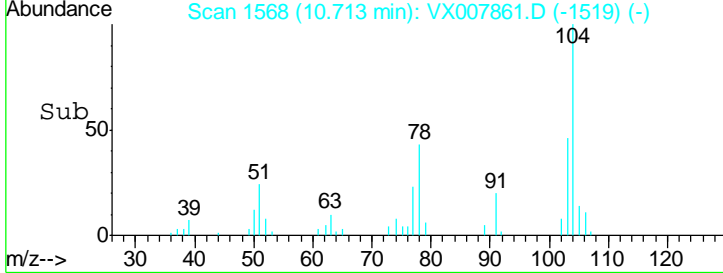
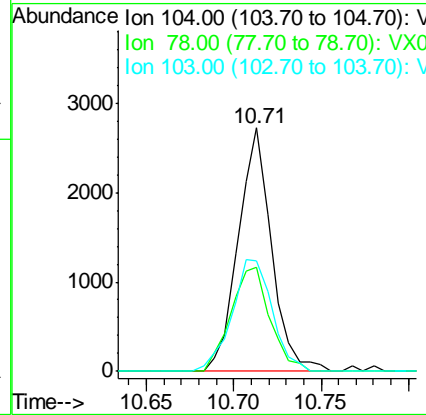
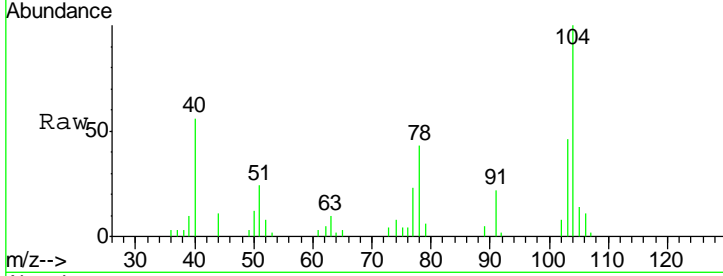




#70  
 Styrene  
 Concen: 0.436 ug/l  
 RT: 10.71 min Scan# 1568  
 Delta R.T. 0.00 min  
 Lab File: VX007861.D  
 Acq: 06 Mar 2019 15:40

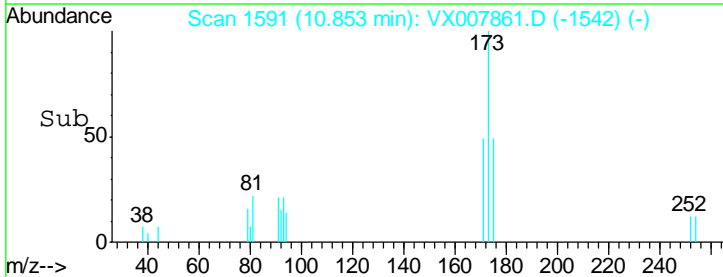
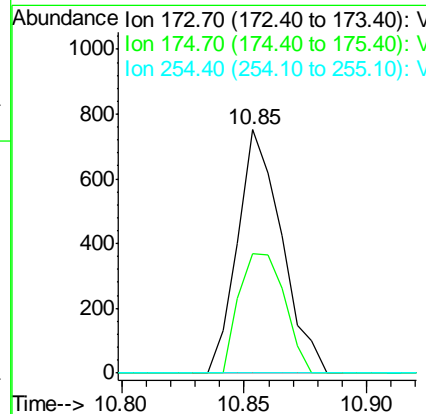
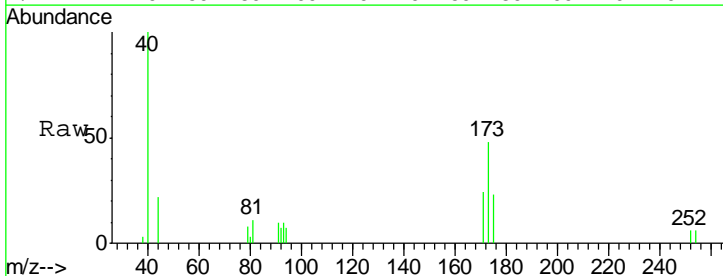
Instrument : MSVOA\_X  
 ClientSampled : LOD-MDL-WATER-01-QT1-2019

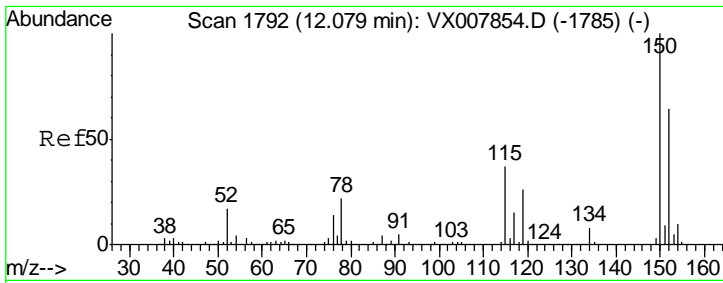
Tgt Ion	Resp	Lower	Upper
104	3603		
78	50.4	38.5	57.7
103	55.5	44.1	66.1



#71  
 Bromoform  
 Concen: 0.371 ug/l  
 RT: 10.85 min Scan# 1591  
 Delta R.T. 0.00 min  
 Lab File: VX007861.D  
 Acq: 06 Mar 2019 15:40

Tgt Ion	Resp	Lower	Upper
173	943		
175	50.8	24.3	72.9
254	0.0	0.1	0.1#

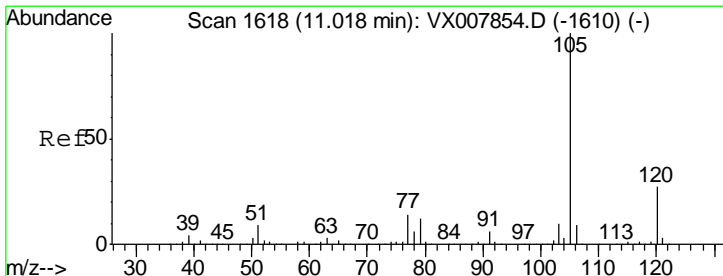
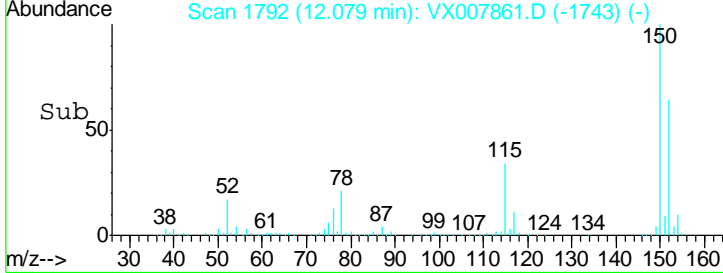
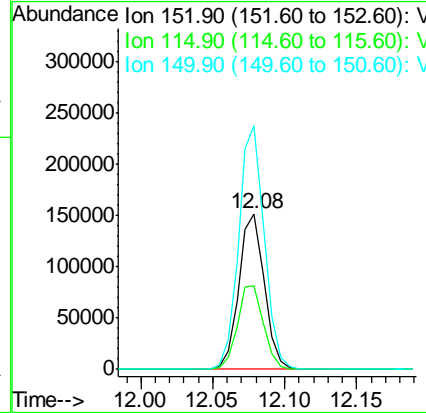
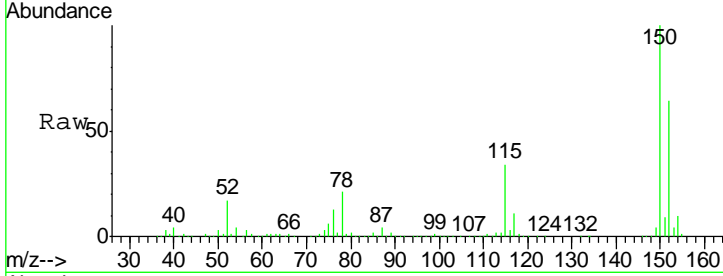




#72  
 1,4-Dichlorobenzene-d4  
 Concen: 50.000 ug/l  
 RT: 12.08 min Scan# 1792  
 Delta R.T. 0.00 min  
 Lab File: VX007861.D  
 Acq: 06 Mar 2019 15:40

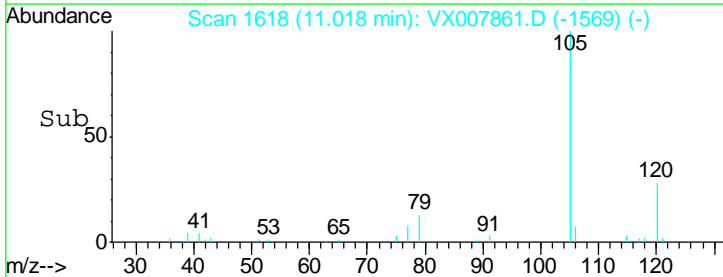
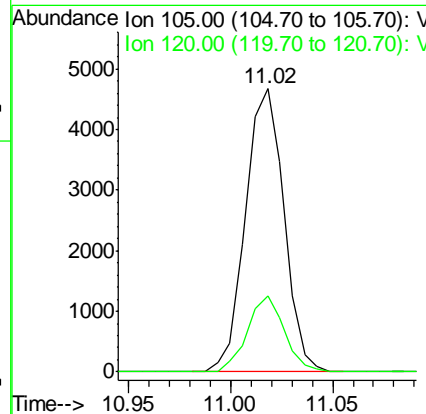
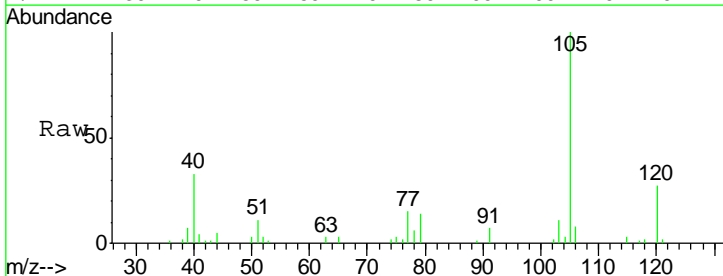
Instrument : MSVOA\_X  
 ClientSampled : LOD-MDL-WATER-01-QT1-2019

Tgt Ion	Resp	Lower	Upper
152	188412		
115	55.6	38.6	115.7
150	156.9	0.0	348.4

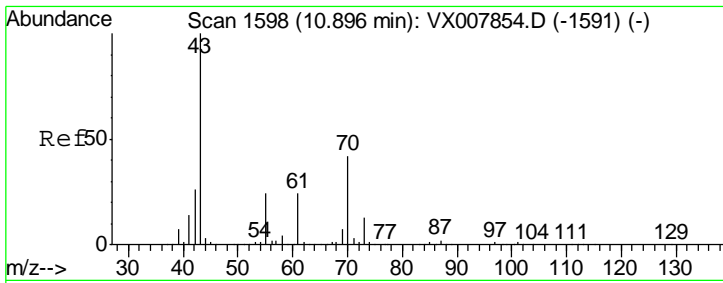


#73  
 Isopropylbenzene  
 Concen: 0.480 ug/l  
 RT: 11.02 min Scan# 1618  
 Delta R.T. 0.00 min  
 Lab File: VX007861.D  
 Acq: 06 Mar 2019 15:40

Tgt Ion	Resp	Lower	Upper
105	6116		
120	25.8	13.4	40.1





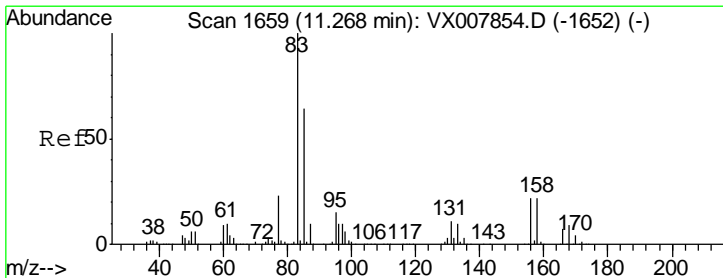
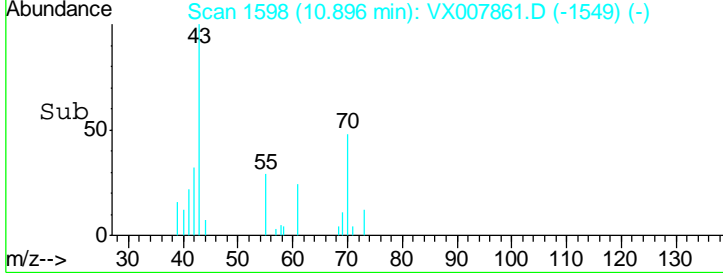
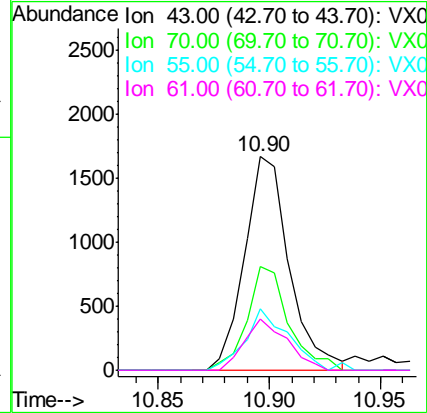
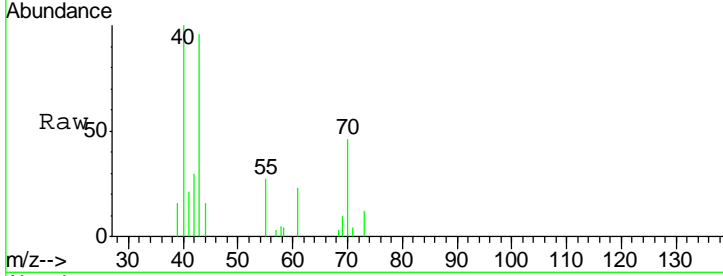


#74  
 N-amyI acetate  
 Concen: 0.404 ug/l  
 RT: 10.90 min Scan# 1598  
 Delta R.T. 0.00 min  
 Lab File: VX007861.D  
 Acq: 06 Mar 2019 15:40

**Instrument :**  
 MSVOA\_X  
**ClientSampled :**  
 LOD-MDL-WATER-01-QT1-2019

Tgt Ion: 43 Resp: 2350

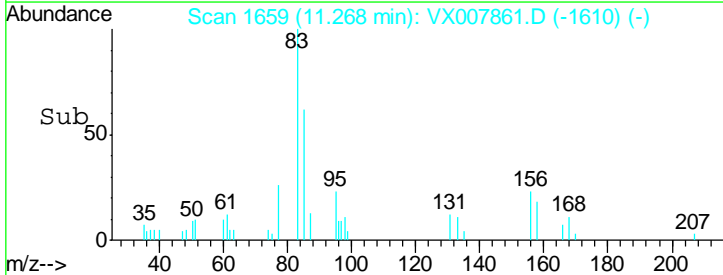
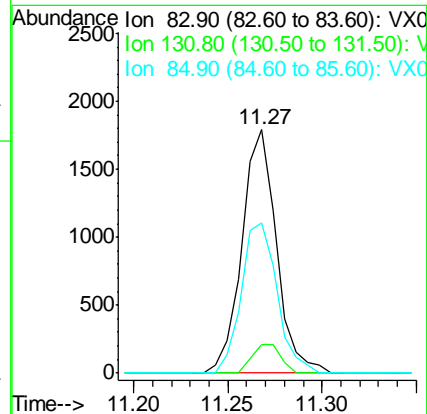
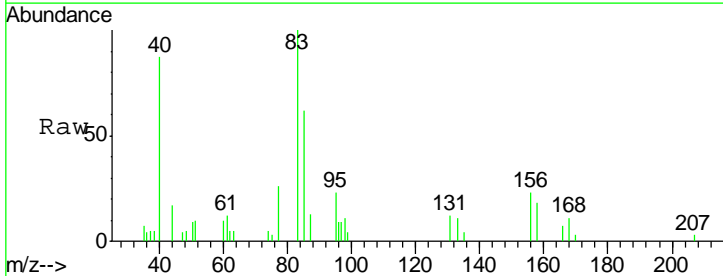
Ion	Ratio	Lower	Upper
43	100		
70	45.2	33.5	50.3
55	28.7	19.2	28.8
61	22.7	19.0	28.6

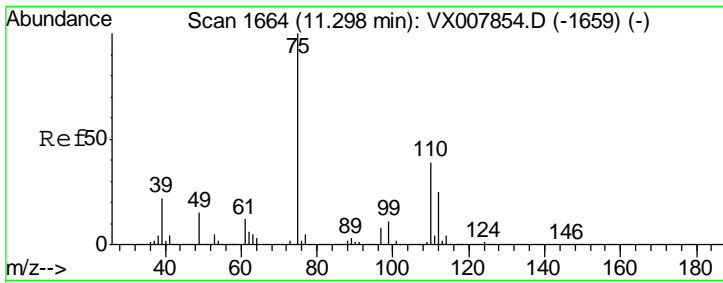


#75  
 1,1,2,2-Tetrachloroethane  
 Concen: 0.519 ug/l  
 RT: 11.27 min Scan# 1659  
 Delta R.T. 0.00 min  
 Lab File: VX007861.D  
 Acq: 06 Mar 2019 15:40

Tgt Ion: 83 Resp: 2281

Ion	Ratio	Lower	Upper
83	100		
131	9.7	5.4	16.2
85	63.8	32.3	96.8

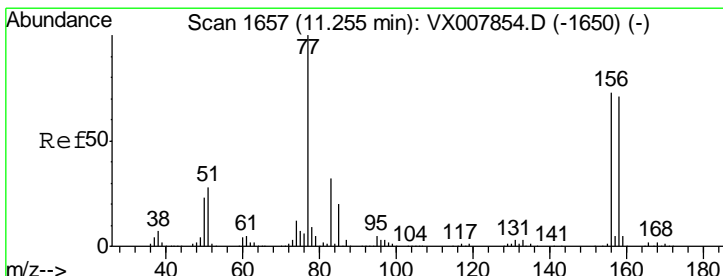
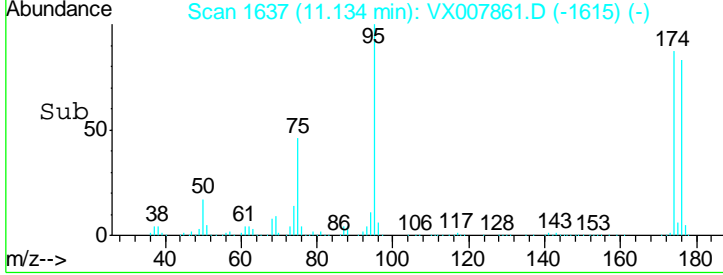
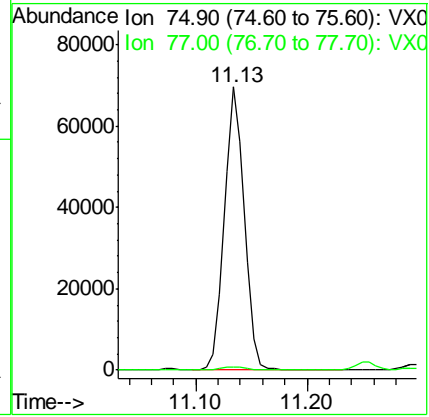
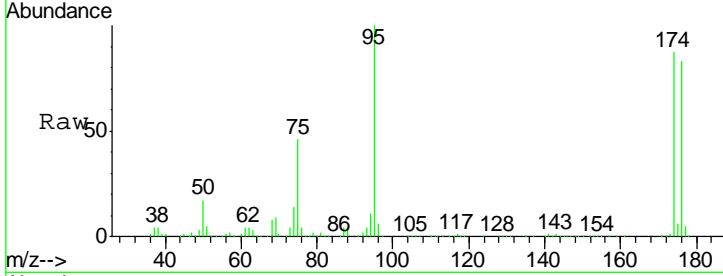




#76  
 1,2,3-Trichloropropane  
 Concen: 21.793 ug/l  
 RT: 11.13 min Scan# 1637  
 Delta R.T. -0.16 min  
 Lab File: VX007861.D  
 Acq: 06 Mar 2019 15:40

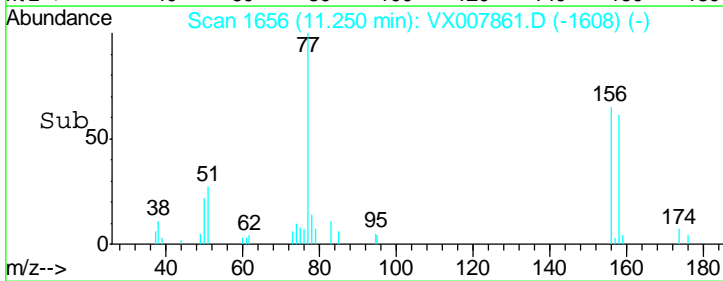
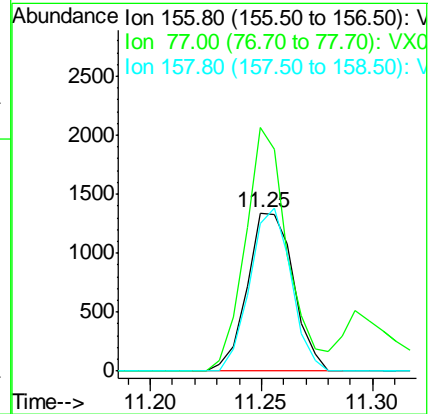
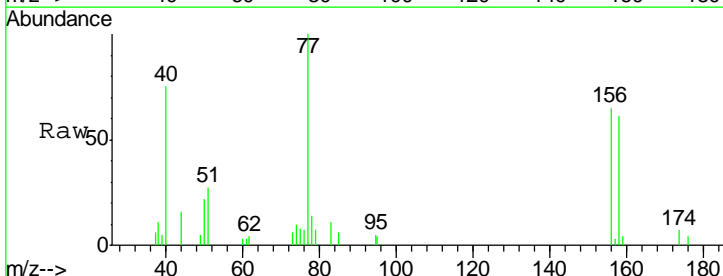
Instrument : MSVOA\_X  
 ClientSampled : LOD-MDL-WATER-01-QT1-2019

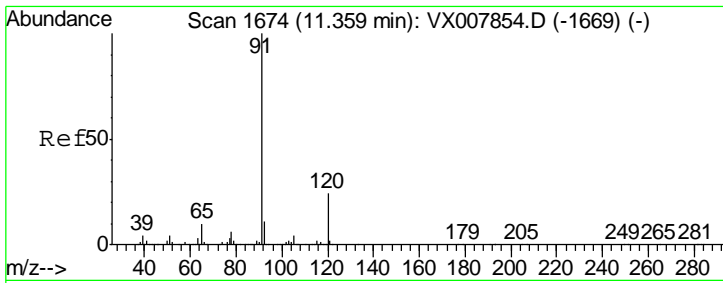
Tgt Ion: 75 Resp: 86164  
 Ion Ratio Lower Upper  
 75 100  
 77 1.3 18.9 56.7#



#77  
 Bromobenzene  
 Concen: 0.554 ug/l  
 RT: 11.25 min Scan# 1656  
 Delta R.T. -0.01 min  
 Lab File: VX007861.D  
 Acq: 06 Mar 2019 15:40

Tgt Ion: 156 Resp: 1936  
 Ion Ratio Lower Upper  
 156 100  
 77 142.0 72.0 215.9  
 158 91.9 48.6 145.9

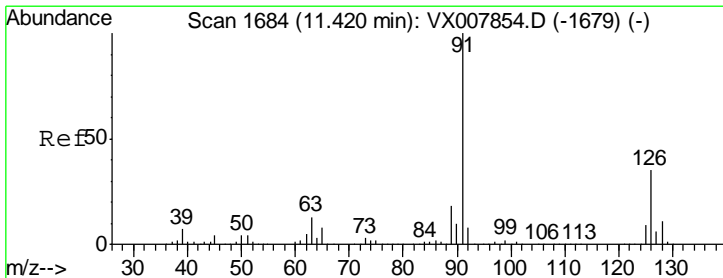
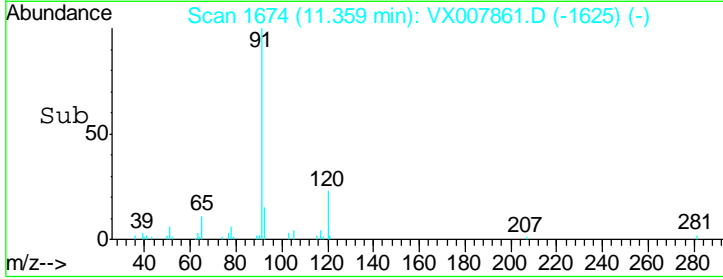
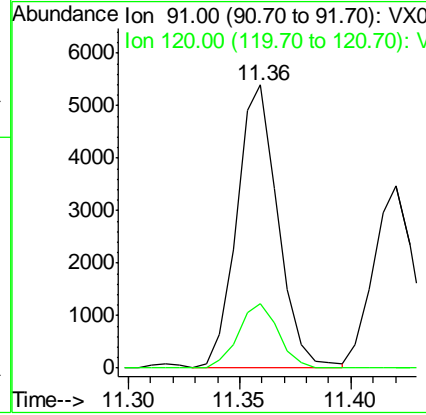
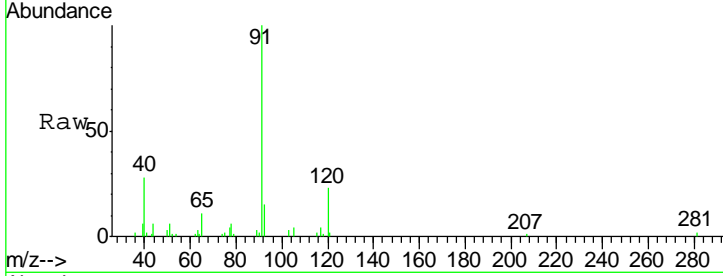




#78  
 n-propylbenzene  
 Concen: 0.491 ug/l  
 RT: 11.36 min Scan# 1674  
 Delta R.T. 0.00 min  
 Lab File: VX007861.D  
 Acq: 06 Mar 2019 15:40

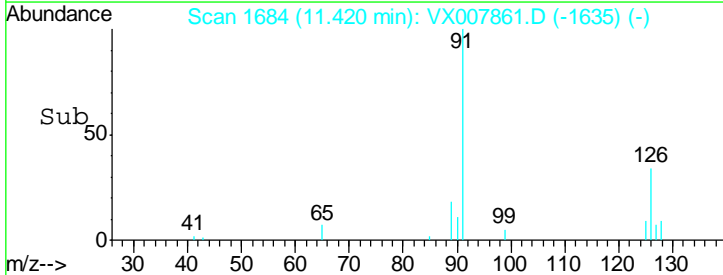
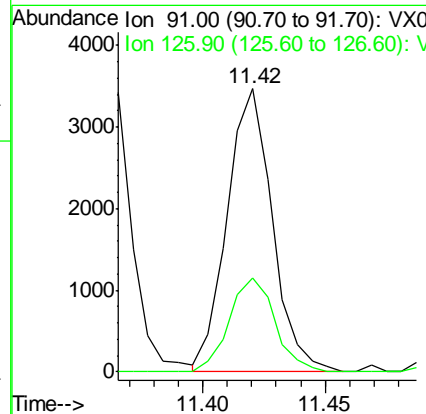
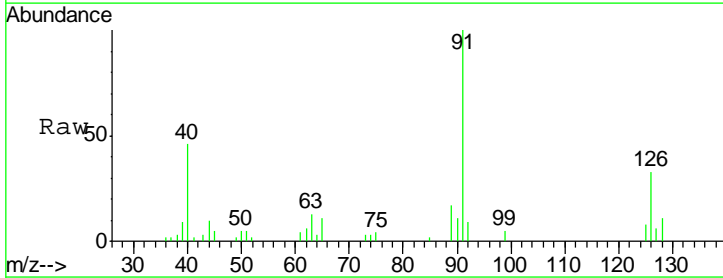
Instrument : MSVOA\_X  
 ClientSampled : LOD-MDL-WATER-01-QT1-2019

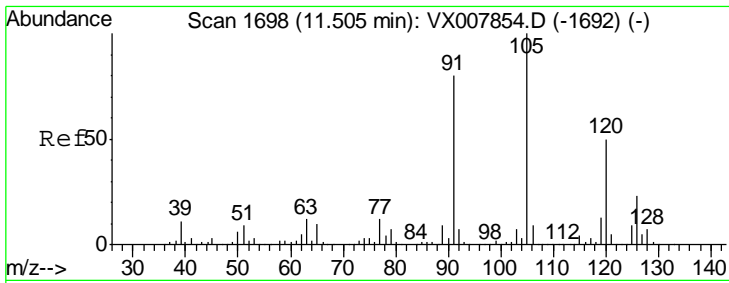
Tgt Ion: 91 Resp: 6946  
 Ion Ratio Lower Upper  
 91 100  
 120 22.0 12.0 36.0



#79  
 2-Chlorotoluene  
 Concen: 0.515 ug/l  
 RT: 11.42 min Scan# 1684  
 Delta R.T. 0.00 min  
 Lab File: VX007861.D  
 Acq: 06 Mar 2019 15:40

Tgt Ion: 91 Resp: 4453  
 Ion Ratio Lower Upper  
 91 100  
 126 33.5 17.5 52.6

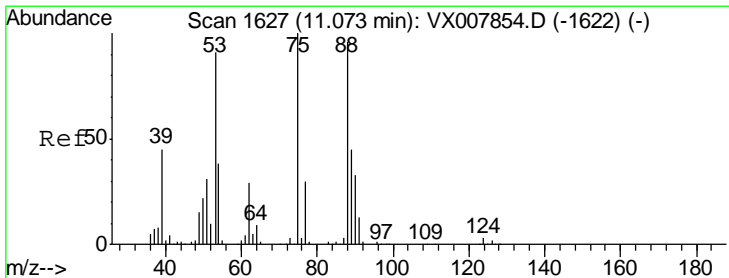
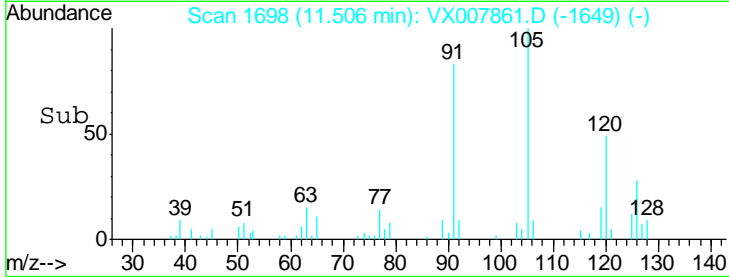
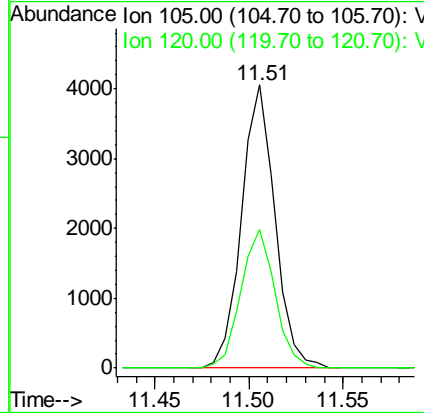
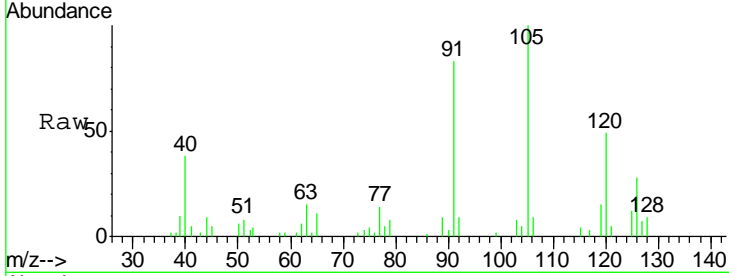




#80  
 1,3,5-Trimethylbenzene  
 Concen: 0.475 ug/l  
 RT: 11.51 min Scan# 1698  
 Delta R.T. 0.00 min  
 Lab File: VX007861.D  
 Acq: 06 Mar 2019 15:40

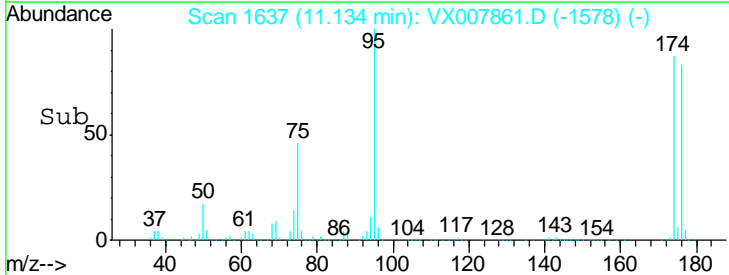
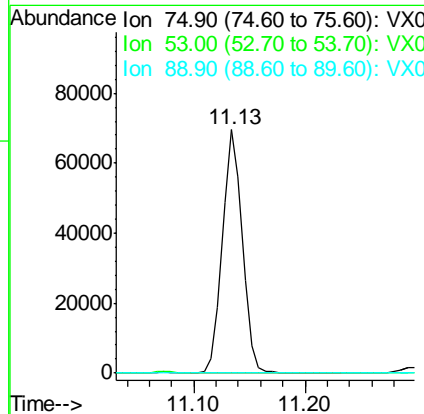
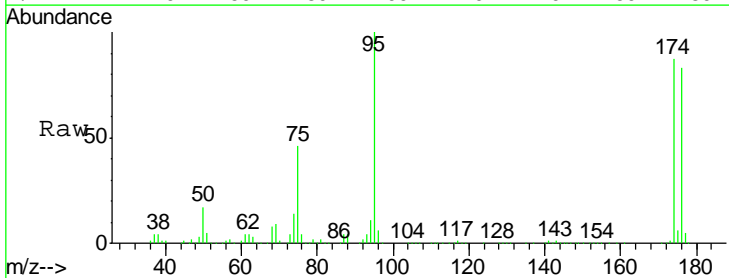
Instrument : MSVOA\_X  
 ClientSampled : LOD-MDL-WATER-01-QT1-2019

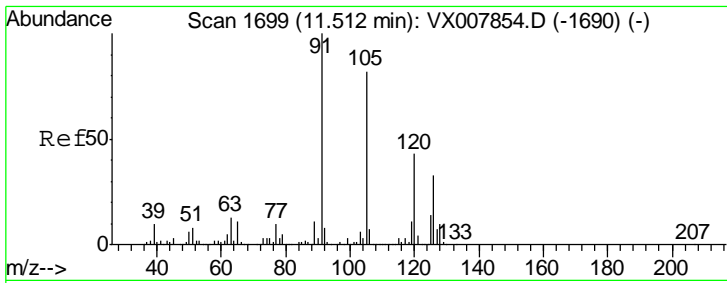
Tgt Ion: 105 Resp: 4977  
 Ion Ratio Lower Upper  
 105 100  
 120 50.1 24.9 74.6



#81  
 trans-1,4-Dichloro-2-butene  
 Concen: 69.663 ug/l  
 RT: 11.13 min Scan# 1637  
 Delta R.T. 0.06 min  
 Lab File: VX007861.D  
 Acq: 06 Mar 2019 15:40

Tgt Ion: 75 Resp: 86164  
 Ion Ratio Lower Upper  
 75 100  
 53 0.1 76.1 114.1#  
 89 0.0 36.3 54.5#

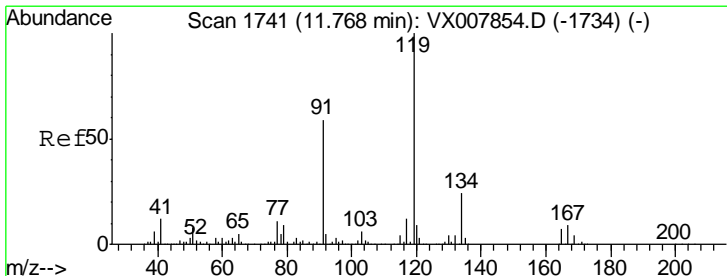
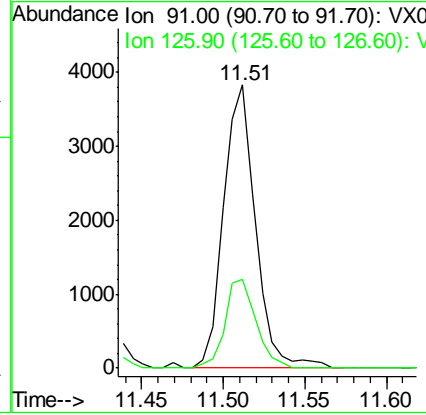
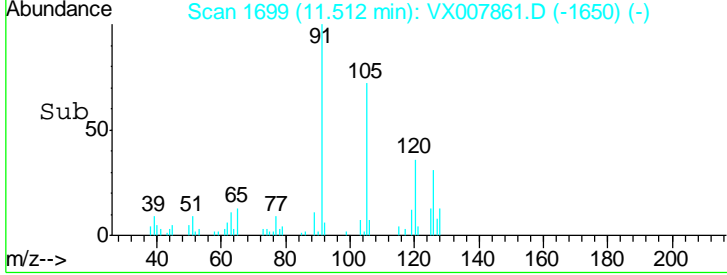
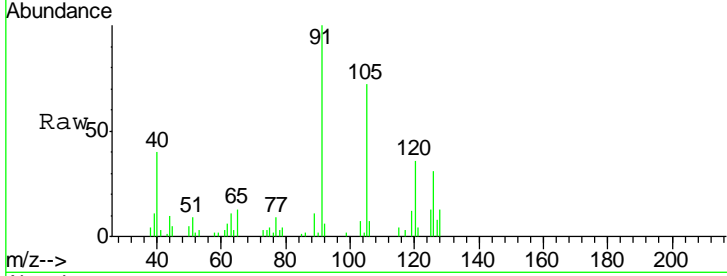




#82  
 4-Chlorotoluene  
 Concen: 0.527 ug/l  
 RT: 11.51 min Scan# 1699  
 Delta R.T. 0.00 min  
 Lab File: VX007861.D  
 Acq: 06 Mar 2019 15:40

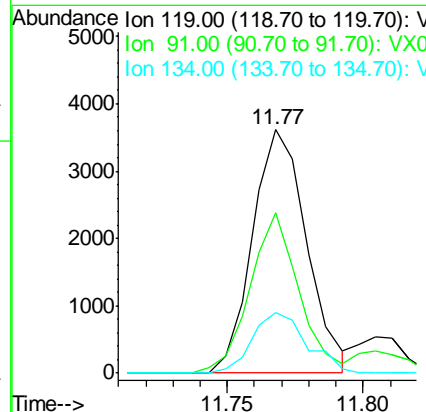
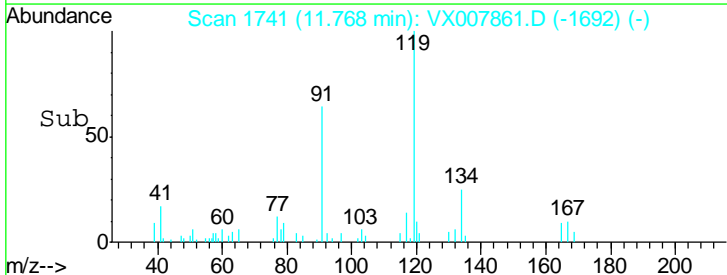
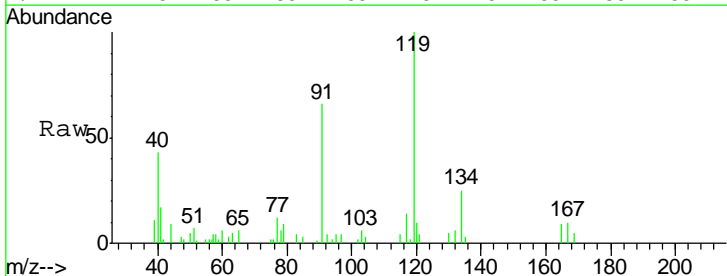
Instrument : MSVOA\_X  
 ClientSampled : LOD-MDL-WATER-01-QT1-2019

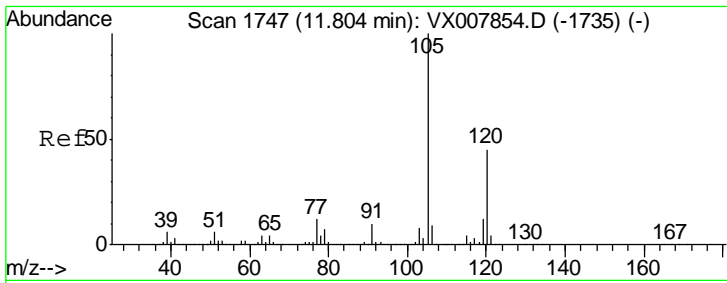
Tgt Ion: 91 Resp: 5220  
 Ion Ratio Lower Upper  
 91 100  
 126 30.4 15.6 46.8



#83  
 tert-Butylbenzene  
 Concen: 0.471 ug/l  
 RT: 11.77 min Scan# 1741  
 Delta R.T. 0.00 min  
 Lab File: VX007861.D  
 Acq: 06 Mar 2019 15:40

Tgt Ion: 119 Resp: 4975  
 Ion Ratio Lower Upper  
 119 100  
 91 59.5 27.1 81.3  
 134 25.1 11.4 34.1

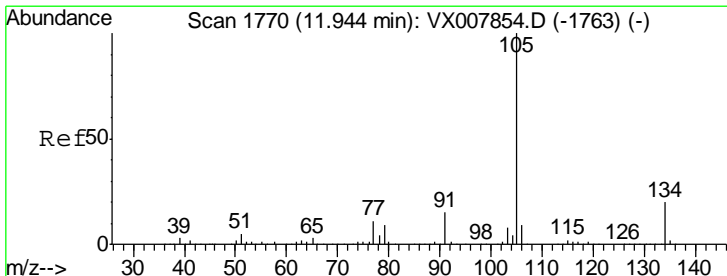
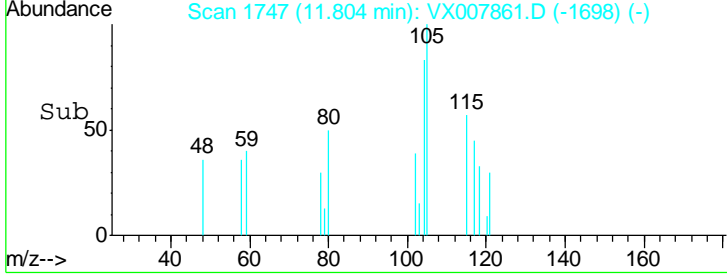
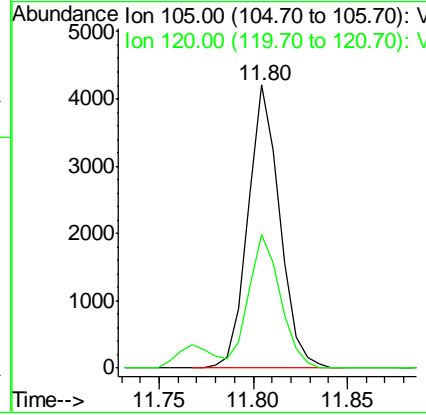
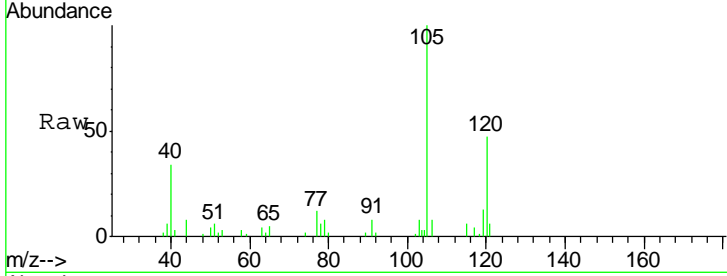




#84  
 1,2,4-Trimethylbenzene  
 Concen: 0.456 ug/l  
 RT: 11.80 min Scan# 1747  
 Delta R.T. 0.00 min  
 Lab File: VX007861.D  
 Acq: 06 Mar 2019 15:40

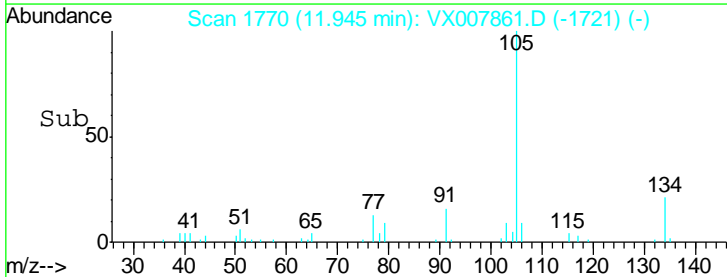
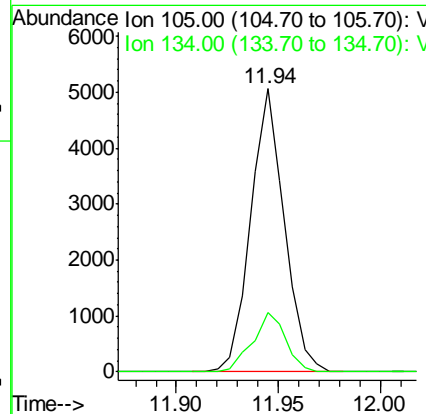
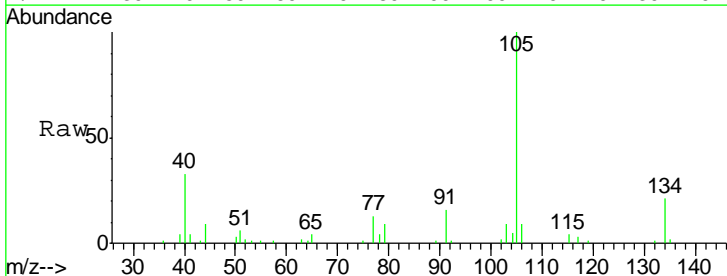
Instrument : MSVOA\_X  
 ClientSampled : LOD-MDL-WATER-01-QT1-2019

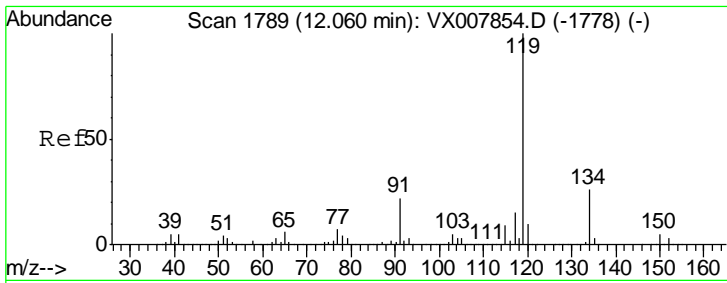
Tgt Ion:105 Resp: 4905  
 Ion Ratio Lower Upper  
 105 100  
 120 47.3 22.6 67.7



#85  
 sec-Butylbenzene  
 Concen: 0.465 ug/l  
 RT: 11.94 min Scan# 1770  
 Delta R.T. 0.00 min  
 Lab File: VX007861.D  
 Acq: 06 Mar 2019 15:40

Tgt Ion:105 Resp: 5786  
 Ion Ratio Lower Upper  
 105 100  
 134 20.7 10.4 31.2

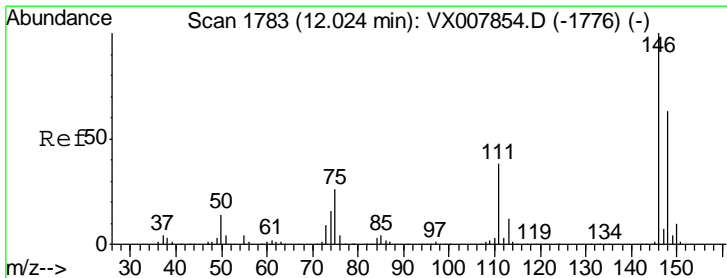
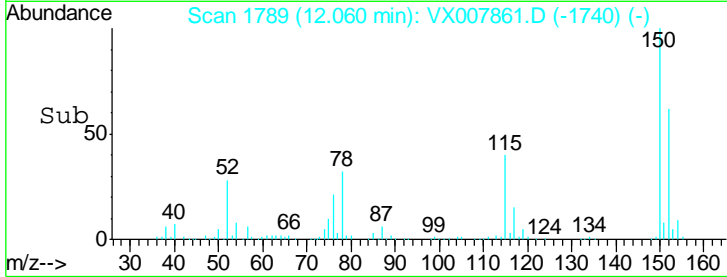
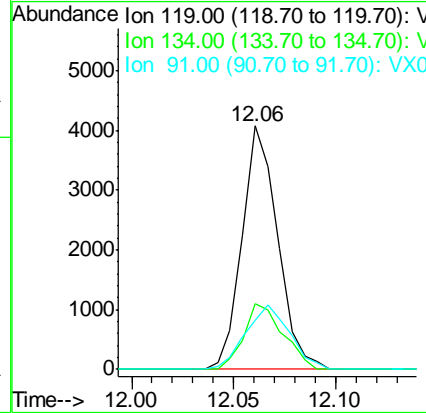
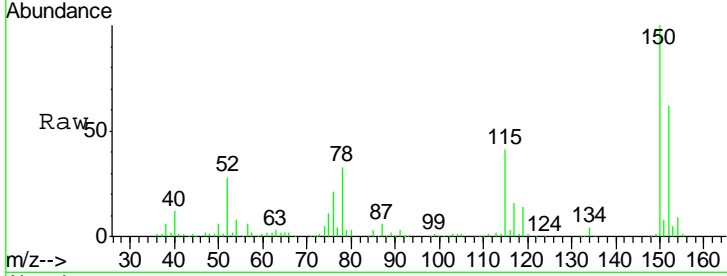




#86  
 p-Isopropyltoluene  
 Concen: 0.442 ug/l  
 RT: 12.06 min Scan# 1789  
 Delta R.T. 0.00 min  
 Lab File: VX007861.D  
 Acq: 06 Mar 2019 15:40

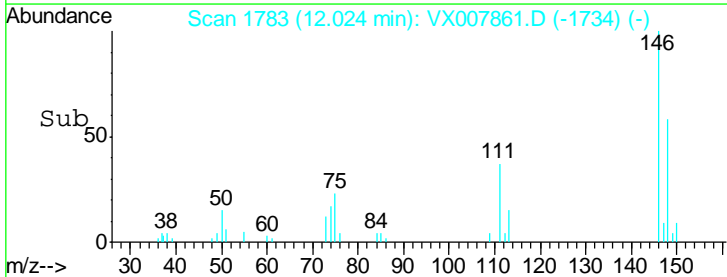
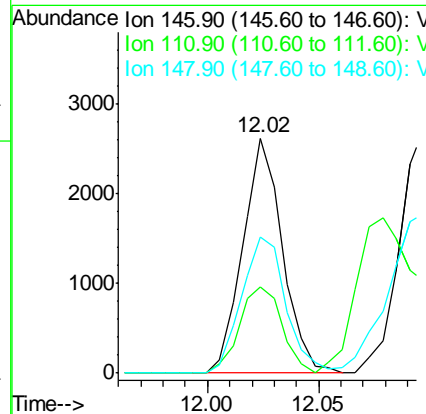
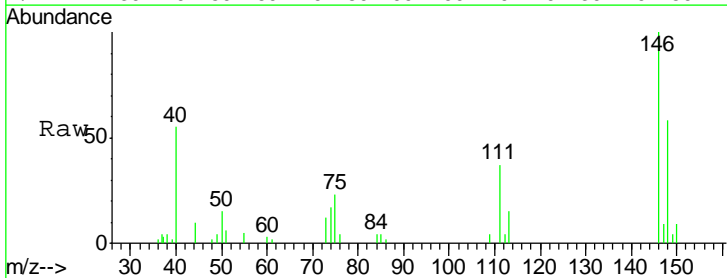
Instrument : MSVOA\_X  
 ClientSampled : LOD-MDL-WATER-01-QT1-2019

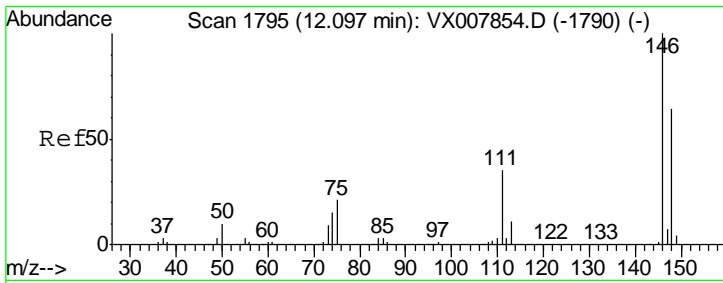
Tgt Ion	Resp	Lower	Upper
119	4927		
134	29.6	13.3	39.9
91	32.6	10.9	32.7



#87  
 1,3-Dichlorobenzene  
 Concen: 0.525 ug/l  
 RT: 12.02 min Scan# 1783  
 Delta R.T. 0.00 min  
 Lab File: VX007861.D  
 Acq: 06 Mar 2019 15:40

Tgt Ion	Resp	Lower	Upper
146	3247		
111	39.5	18.9	56.7
148	64.6	31.7	95.1

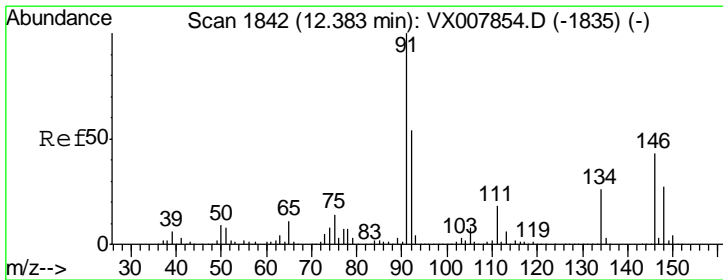
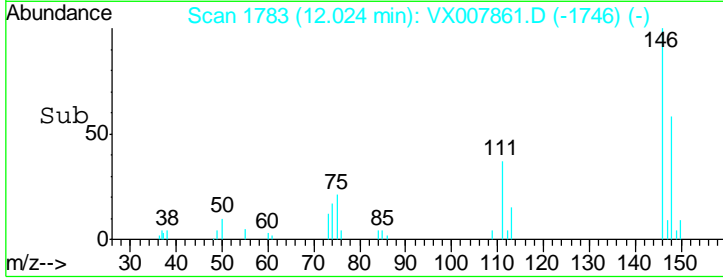
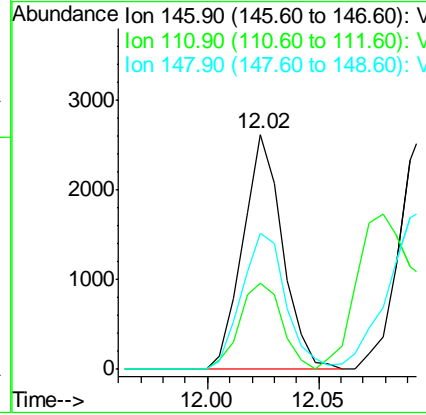
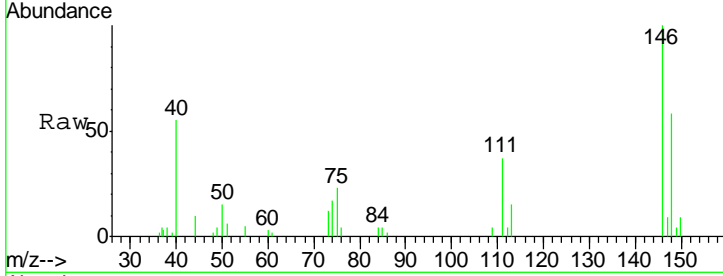




#88  
 1,4-Dichlorobenzene  
 Concen: 0.513 ug/l  
 RT: 12.02 min Scan# 1783  
 Delta R.T. -0.07 min  
 Lab File: VX007861.D  
 Acq: 06 Mar 2019 15:40

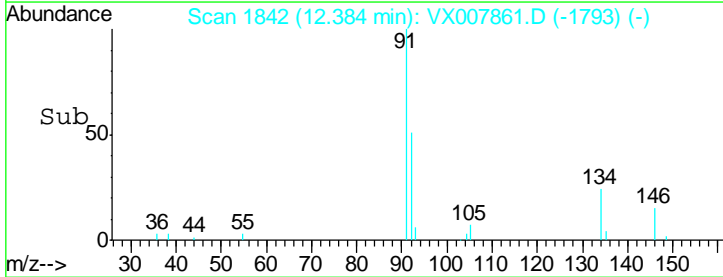
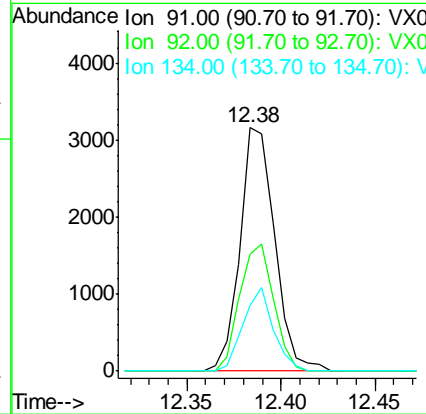
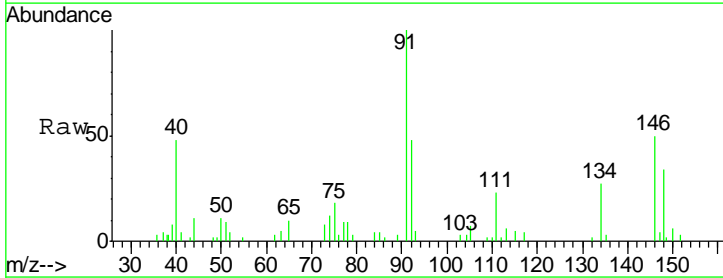
**Instrument :**  
 MSVOA\_X  
**ClientSampled :**  
 LOD-MDL-WATER-01-QT1-2019

Tgt Ion	Resp	Lower	Upper
146	100		
111	39.5	18.4	55.0
148	64.6	32.2	96.6

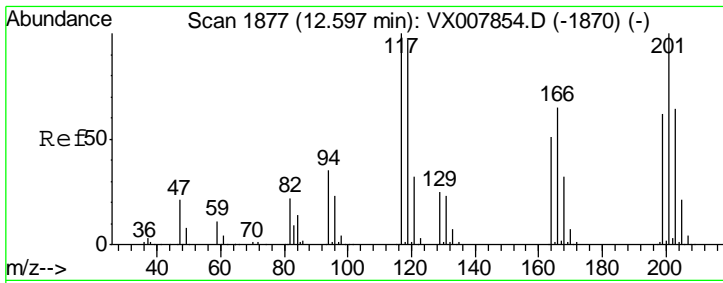


#89  
 n-Butylbenzene  
 Concen: 0.429 ug/l  
 RT: 12.38 min Scan# 1842  
 Delta R.T. 0.00 min  
 Lab File: VX007861.D  
 Acq: 06 Mar 2019 15:40

Tgt Ion	Resp	Lower	Upper
91	100		
92	51.0	27.0	80.8
134	29.5	13.7	41.0



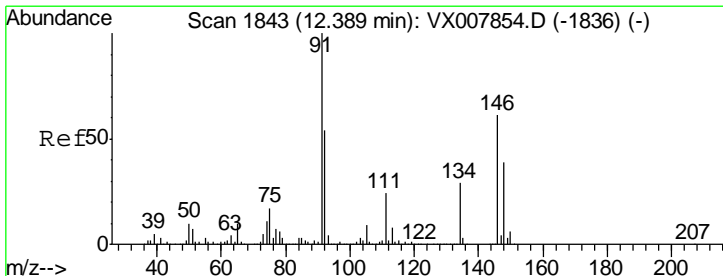
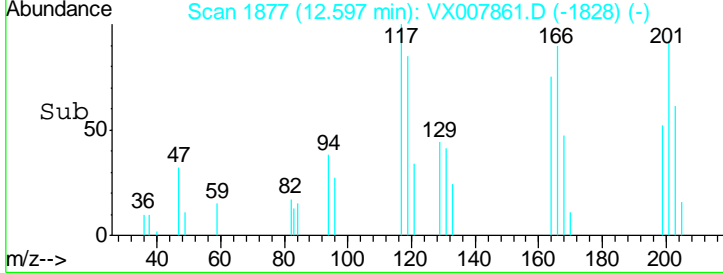
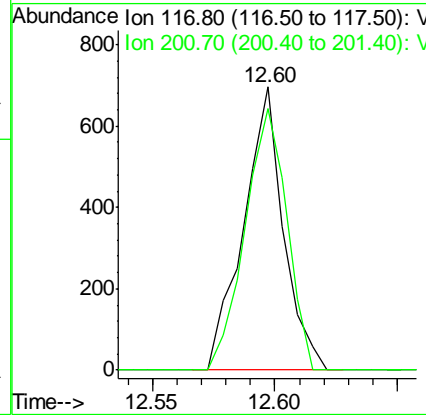
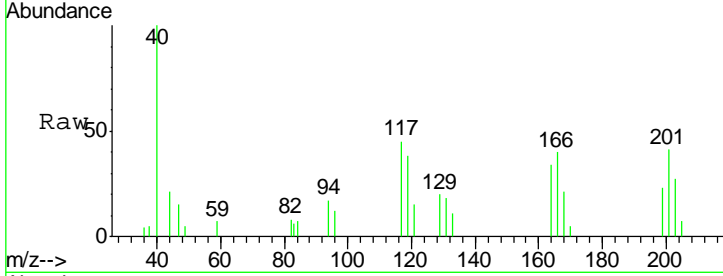




#90  
 Hexachloroethane  
 Concen: 0.425 ug/l  
 RT: 12.60 min Scan# 1877  
 Delta R.T. 0.00 min  
 Lab File: VX007861.D  
 Acq: 06 Mar 2019 15:40

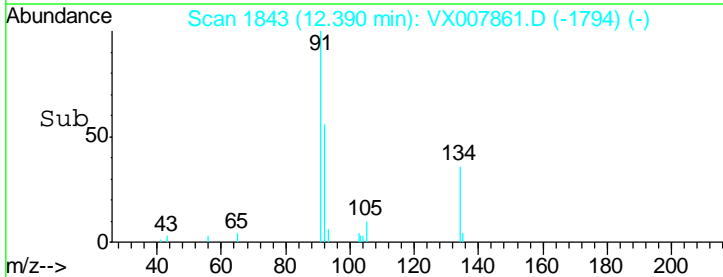
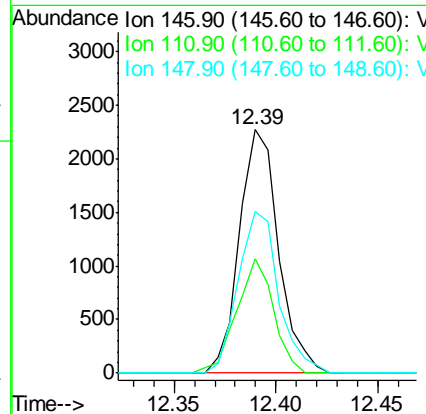
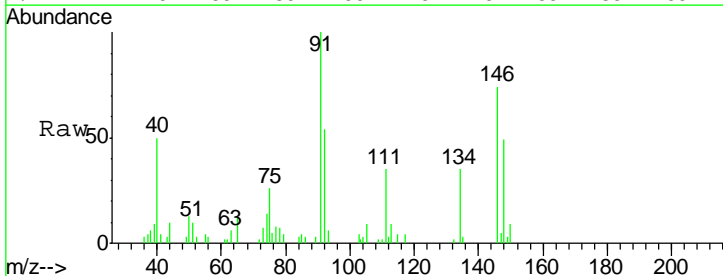
Instrument : MSVOA\_X  
 ClientSampled : LOD-MDL-WATER-01-QT1-2019

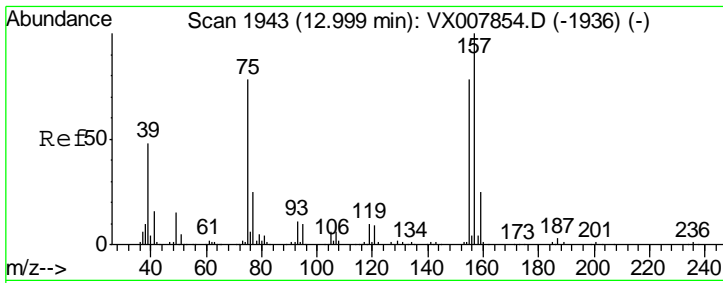
Tgt Ion: 117 Resp: 792  
 Ion Ratio Lower Upper  
 117 100  
 201 96.0 48.9 146.7



#91  
 1,2-Dichlorobenzene  
 Concen: 0.493 ug/l  
 RT: 12.39 min Scan# 1843  
 Delta R.T. 0.00 min  
 Lab File: VX007861.D  
 Acq: 06 Mar 2019 15:40

Tgt Ion: 146 Resp: 3027  
 Ion Ratio Lower Upper  
 146 100  
 111 44.1 19.6 58.8  
 148 68.9 31.9 95.5

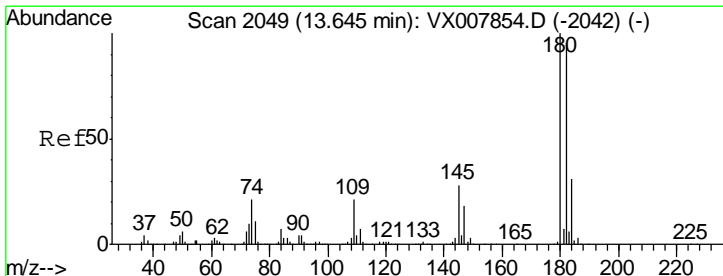
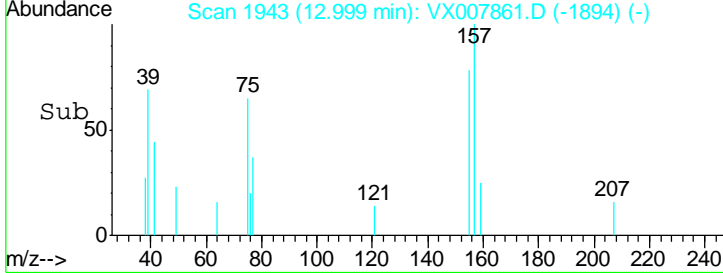
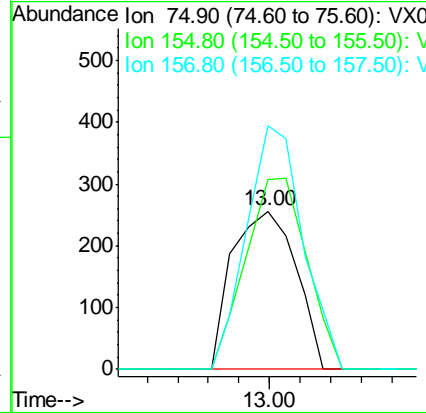
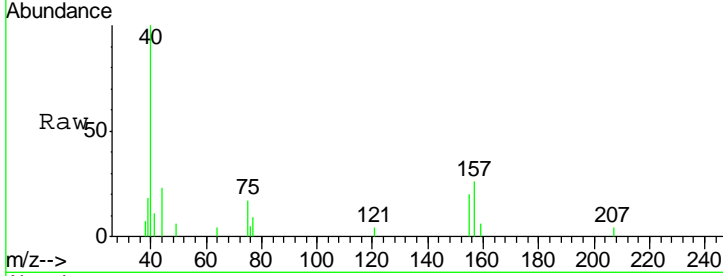




#92  
 1,2-Dibromo-3-Chloropropane  
 Concen: 0.403 ug/l  
 RT: 13.00 min Scan# 1943  
 Delta R.T. 0.00 min  
 Lab File: VX007861.D  
 Acq: 06 Mar 2019 15:40

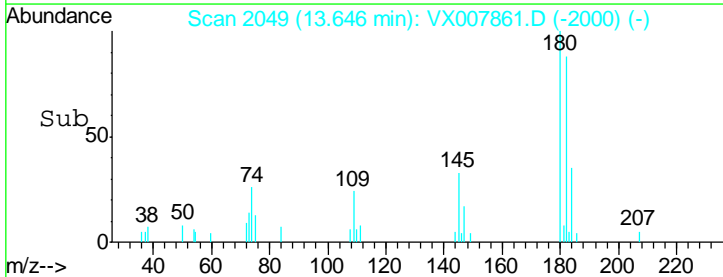
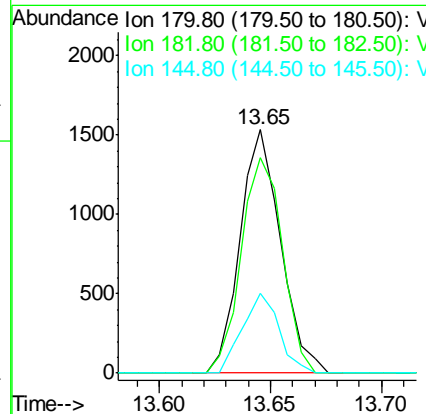
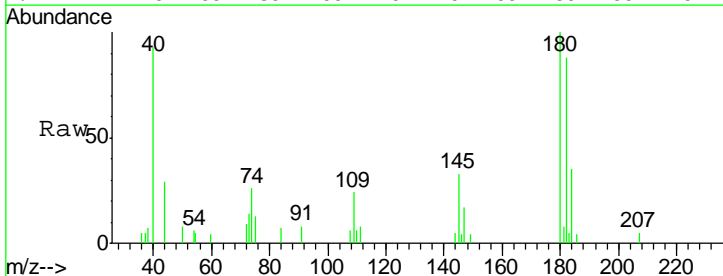
Instrument : MSVOA\_X  
 ClientSampled : LOD-MDL-WATER-01-QT1-2019

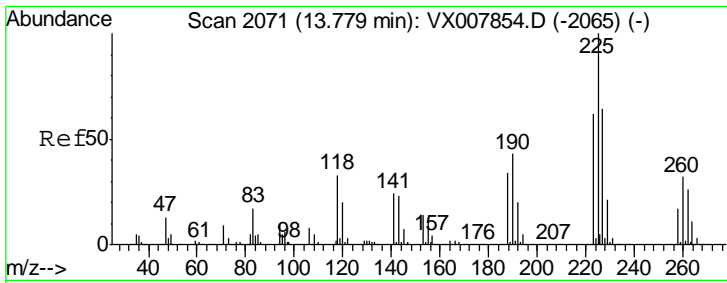
Tgt Ion	Resp	Lower	Upper
75	100		
155	116.5	49.7	149.1
157	136.2	63.8	191.4



#93  
 1,2,4-Trichlorobenzene  
 Concen: 0.451 ug/l  
 RT: 13.65 min Scan# 2049  
 Delta R.T. 0.00 min  
 Lab File: VX007861.D  
 Acq: 06 Mar 2019 15:40

Tgt Ion	Resp	Lower	Upper
180	100		
182	90.0	47.9	143.7
145	29.6	14.1	42.4

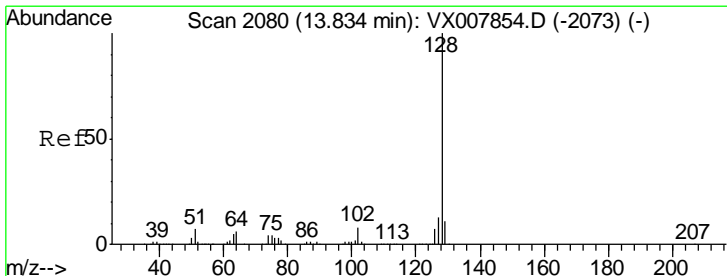
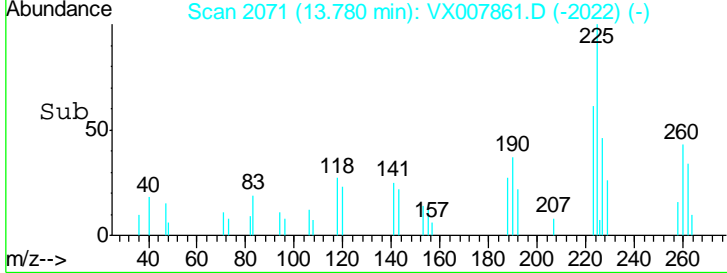
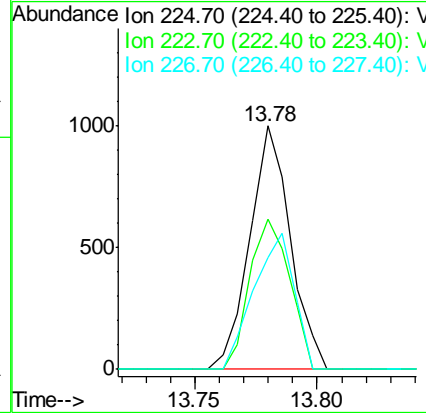
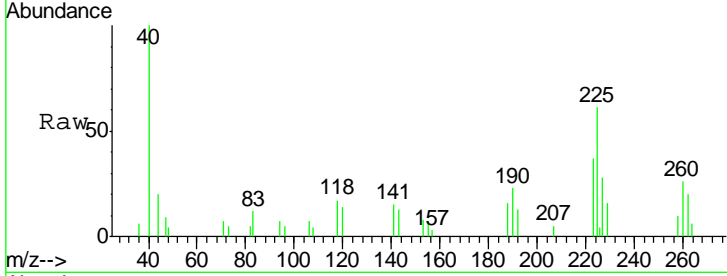




#94  
 Hexachlorobutadiene  
 Concen: 0.511 ug/l  
 RT: 13.78 min Scan# 2071  
 Delta R.T. 0.00 min  
 Lab File: VX007861.D  
 Acq: 06 Mar 2019 15:40

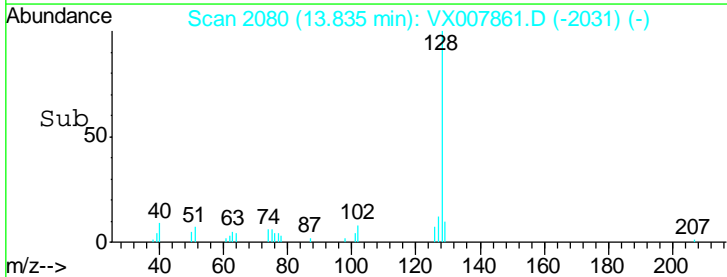
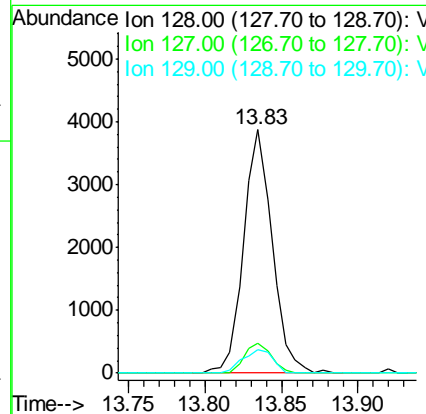
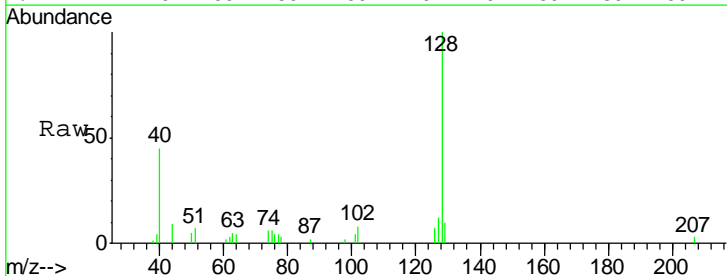
Instrument : MSVOA\_X  
 ClientSampled : LOD-MDL-WATER-01-QT1-2019

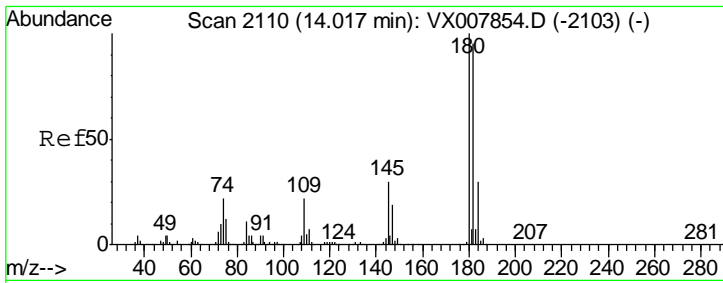
Tgt Ion	Resp	Lower	Upper
225	1152		
223	60.9	31.1	93.2
227	55.4	32.0	96.0



#95  
 Naphthalene  
 Concen: 0.404 ug/l  
 RT: 13.83 min Scan# 2080  
 Delta R.T. 0.00 min  
 Lab File: VX007861.D  
 Acq: 06 Mar 2019 15:40

Tgt Ion	Resp	Lower	Upper
128	5016		
127	11.5	10.3	15.5
129	10.3	8.7	13.1





#96  
 1,2,3-Trichlorobenzene  
 Concen: 0.456 ug/l  
 RT: 14.02 min Scan# 2110  
 Delta R.T. 0.00 min  
 Lab File: VX007861.D  
 Acq: 06 Mar 2019 15:40

**Instrument :**  
 MSVOA\_X  
**ClientSampled :**  
 LOD-MDL-WATER-01-QT1-2019

Tgt Ion:180 Resp: 1958

Ion	Ratio	Lower	Upper
180	100		
182	93.4	47.5	142.5
145	29.8	14.8	44.3

