

Data Path : Z:\VOASRV\HPCHEM1\MSVOA X\DATA\VX051820\  
 Data File : VX016298.D  
 Acq On : 18 May 2020 14:56  
 Operator : JC/SP  
 Sample : VX0518WBS01  
 Misc : 5.0mL/MSVOA X/WATER  
 ALS Vial : 4 Sample Multiplier: 1

Instrument :  
 MSVOA\_X  
 ClientSampleId :  
 VX0518WBS01

Quant Time: May 19 00:43:32 2020  
 Quant Method : Z:\VOASRV\HPCHEM1\MSVOA\_X\METHOD\82X050420W.M  
 Quant Title : SW846 8260  
 QLast Update : Wed May 06 06:43:32 2020  
 Response via : Initial Calibration

Internal Standards	R.T.	QIon	Response	Conc	Units	Dev(Min)
1) Pentafluorobenzene	5.63	168	338777	50.00	ug/l	0.00
34) 1,4-Difluorobenzene	6.83	114	527143	50.00	ug/l	0.00
63) Chlorobenzene-d5	10.10	117	479375	50.00	ug/l	0.00
72) 1,4-Dichlorobenzene-d4	12.06	152	233984	50.00	ug/l	0.00

## System Monitoring Compounds

33) 1,2-Dichloroethane-d4	6.03	65	186537	41.84	ug/l	0.00
Spiked Amount	50.000		Recovery	=	83.68%	
35) Dibromofluoromethane	5.46	113	152226	45.58	ug/l	0.00
Spiked Amount	50.000		Recovery	=	91.16%	
50) Toluene-d8	8.70	98	591453	45.96	ug/l	0.00
Spiked Amount	50.000		Recovery	=	91.92%	
62) 4-Bromofluorobenzene	11.12	95	222738	45.51	ug/l	0.00
Spiked Amount	50.000		Recovery	=	91.02%	

## Target Compounds

						Qvalue
2) Dichlorodifluoromethane	1.18	85	58961	16.443	ug/l	99
3) Chloromethane	1.31	50	64240	15.426	ug/l	100
4) Vinyl Chloride	1.39	62	70947	15.968	ug/l	99
5) Bromomethane	1.63	94	41126	18.361	ug/l	97
6) Chloroethane	1.71	64	45158	16.705	ug/l	99
7) Trichlorofluoromethane	1.92	101	98627	16.909	ug/l	99
8) Diethyl Ether	2.17	74	41497	16.885	ug/l	98
9) 1,1,2-Trichlorotrifluoroet	2.37	101	56590	16.816	ug/l	99
10) Methyl Iodide	2.49	142	43103	9.535	ug/l	99
11) Tert butyl alcohol	3.01	59	86927	77.111	ug/l	99
12) 1,1-Dichloroethene	2.36	96	56919	16.163	ug/l	98
13) Acrolein	2.27	56	40505	57.419	ug/l	99
14) Allyl chloride	2.71	41	104408	16.170	ug/l	96
15) Acrylonitrile	3.11	53	191647	81.950	ug/l	99
16) Acetone	2.42	43	154151	77.498	ug/l	96
17) Carbon Disulfide	2.55	76	162447	15.217	ug/l	99
18) Methyl Acetate	2.75	43	85202	17.421	ug/l	97
19) Methyl tert-butyl Ether	3.17	73	214422	17.662	ug/l	98
20) Methylene Chloride	2.83	84	66937	16.324	ug/l	99
21) trans-1,2-Dichloroethene	3.14	96	63401	16.156	ug/l	99
22) Diisopropyl ether	3.82	45	207421	17.027	ug/l	92
23) Vinyl Acetate	3.78	43	887769	82.836	ug/l	98
24) 1,1-Dichloroethane	3.67	63	117130	17.189	ug/l	99
25) 2-Butanone	4.63	43	256843	80.132	ug/l	97
26) 2,2-Dichloropropane	4.55	77	106491	17.112	ug/l	100
27) cis-1,2-Dichloroethene	4.56	96	74879	17.453	ug/l	96
28) Bromochloromethane	4.98	49	53078	17.082	ug/l	94
29) Tetrahydrofuran	5.09	42	170497	80.279	ug/l	97
30) Chloroform	5.17	83	116603	17.186	ug/l	100
31) Cyclohexane	5.54	56	96567	15.593	ug/l	99
32) 1,1,1-Trichloroethane	5.46	97	105854	17.164	ug/l	99
36) 1,1-Dichloropropene	5.77	75	88267	17.010	ug/l	99
37) Ethyl Acetate	4.79	43	99757	16.587	ug/l	98
38) Carbon Tetrachloride	5.75	117	93767	17.778	ug/l	93

Data Path : Z:\VOASRV\HPCHEM1\MSVOA X\DATA\VX051820\  
 Data File : VX016298.D  
 Acq On : 18 May 2020 14:56  
 Operator : JC/SP  
 Sample : VX0518WBS01  
 Misc : 5.0mL/MSVOA X/WATER  
 ALS Vial : 4 Sample Multiplier: 1

Instrument :  
 MSVOA\_X  
 ClientSampleId :  
 VX0518WBS01

Quant Time: May 19 00:43:32 2020  
 Quant Method : Z:\VOASRV\HPCHEM1\MSVOA\_X\METHOD\82X050420W.M  
 Quant Title : SW846 8260  
 QLast Update : Wed May 06 06:43:32 2020  
 Response via : Initial Calibration

Internal Standards	R.T.	QIon	Response	Conc	Units	Dev(Min)
39) Methylcyclohexane	7.44	83	88421	14.150	ug/l	97
40) Benzene	6.11	78	266781	17.571	ug/l	99
41) Methacrylonitrile	5.00	41	55122	16.971	ug/l	98
42) 1,2-Dichloroethane	6.16	62	92293	16.875	ug/l	99
43) Isopropyl Acetate	6.41	43	162544	16.939	ug/l	98
44) Trichloroethene	7.19	130	91622	16.986	ug/l	98
45) 1,2-Dichloropropane	7.49	63	69660	18.132	ug/l	99
46) Dibromomethane	7.64	93	45672	17.494	ug/l	97
47) Bromodichloromethane	7.87	83	94145	17.706	ug/l	100
48) Methyl methacrylate	7.74	41	74455	16.375	ug/l	96
49) 1,4-Dioxane	7.71	88	33534	307.507	ug/l	98
51) 4-Methyl-2-Pentanone	8.62	43	500282	85.197	ug/l	98
52) Toluene	8.76	92	168237	17.777	ug/l	99
53) t-1,3-Dichloropropene	9.02	75	109930	17.340	ug/l	98
54) cis-1,3-Dichloropropene	8.42	75	116874	17.650	ug/l	93
55) 1,1,2-Trichloroethane	9.20	97	66853	17.955	ug/l	98
56) Ethyl methacrylate	9.16	69	107916	17.756	ug/l	94
57) 1,3-Dichloropropane	9.35	76	115949	17.847	ug/l	100
58) 2-Chloroethyl Vinyl ether	8.29	63	265898	82.179	ug/l	98
59) 2-Hexanone	9.47	43	379825	82.365	ug/l	98
60) Dibromochloromethane	9.57	129	74431	18.151	ug/l	99
61) 1,2-Dibromoethane	9.65	107	72466	17.968	ug/l	100
64) Tetrachloroethene	9.32	164	102990	17.501	ug/l	98
65) Chlorobenzene	10.12	112	181353	18.067	ug/l	99
66) 1,1,1,2-Tetrachloroethane	10.21	131	68025	18.336	ug/l	99
67) Ethyl Benzene	10.23	91	316812	17.690	ug/l	98
68) m/p-Xylenes	10.34	106	238451	35.536	ug/l	100
69) o-Xylene	10.68	106	116216	18.018	ug/l	98
70) Styrene	10.70	104	195420	17.859	ug/l	99
71) Bromoform	10.84	173	55691	18.425	ug/l #	99
73) Isopropylbenzene	11.00	105	300245	17.642	ug/l	99
74) N-amyl acetate	10.88	43	134118	16.895	ug/l	98
75) 1,1,2,2-Tetrachloroethane	11.25	83	67178	22.392	ug/l	100
76) 1,2,3-Trichloropropane	11.28	75	125236	23.587	ug/l	84
77) Bromobenzene	11.24	156	79568	18.113	ug/l	96
78) n-propylbenzene	11.34	91	331028	16.720	ug/l	99
79) 2-Chlorotoluene	11.40	91	205294	17.567	ug/l	99
80) 1,3,5-Trimethylbenzene	11.49	105	245895	17.113	ug/l	100
81) trans-1,4-Dichloro-2-buten	11.06	75	38770	17.401	ug/l	96
82) 4-Chlorotoluene	11.49	91	240635	17.437	ug/l	98
83) tert-Butylbenzene	11.76	119	203640	16.445	ug/l	98
84) 1,2,4-Trimethylbenzene	11.79	105	248660	17.117	ug/l	100
85) sec-Butylbenzene	11.93	105	255546	15.284	ug/l	100
86) p-Isopropyltoluene	12.05	119	241981	15.588	ug/l	99
87) 1,3-Dichlorobenzene	12.01	146	140230	17.779	ug/l	99
88) 1,4-Dichlorobenzene	12.09	146	142557	17.807	ug/l	99
89) n-Butylbenzene	12.37	91	197799	13.948	ug/l	99
90) Hexachloroethane	12.58	117	39975	14.994	ug/l	93
91) 1,2-Dichlorobenzene	12.38	146	136774	18.009	ug/l	98
92) 1,2-Dibromo-3-Chloropropan	12.98	75	22472	16.058	ug/l	95

Data Path : Z:\VOASRV\HPCHEM1\MSVOA X\DATA\VX051820\  
 Data File : VX016298.D  
 Acq On : 18 May 2020 14:56  
 Operator : JC/SP  
 Sample : VX0518WBS01  
 Misc : 5.0mL/MSVOA X/WATER  
 ALS Vial : 4 Sample Multiplier: 1

Instrument :  
 MSVOA\_X  
 ClientSampleId :  
 VX0518WBS01

Quant Time: May 19 00:43:32 2020  
 Quant Method : Z:\VOASRV\HPCHEM1\MSVOA\_X\METHOD\82X050420W.M  
 Quant Title : SW846 8260  
 QLast Update : Wed May 06 06:43:32 2020  
 Response via : Initial Calibration

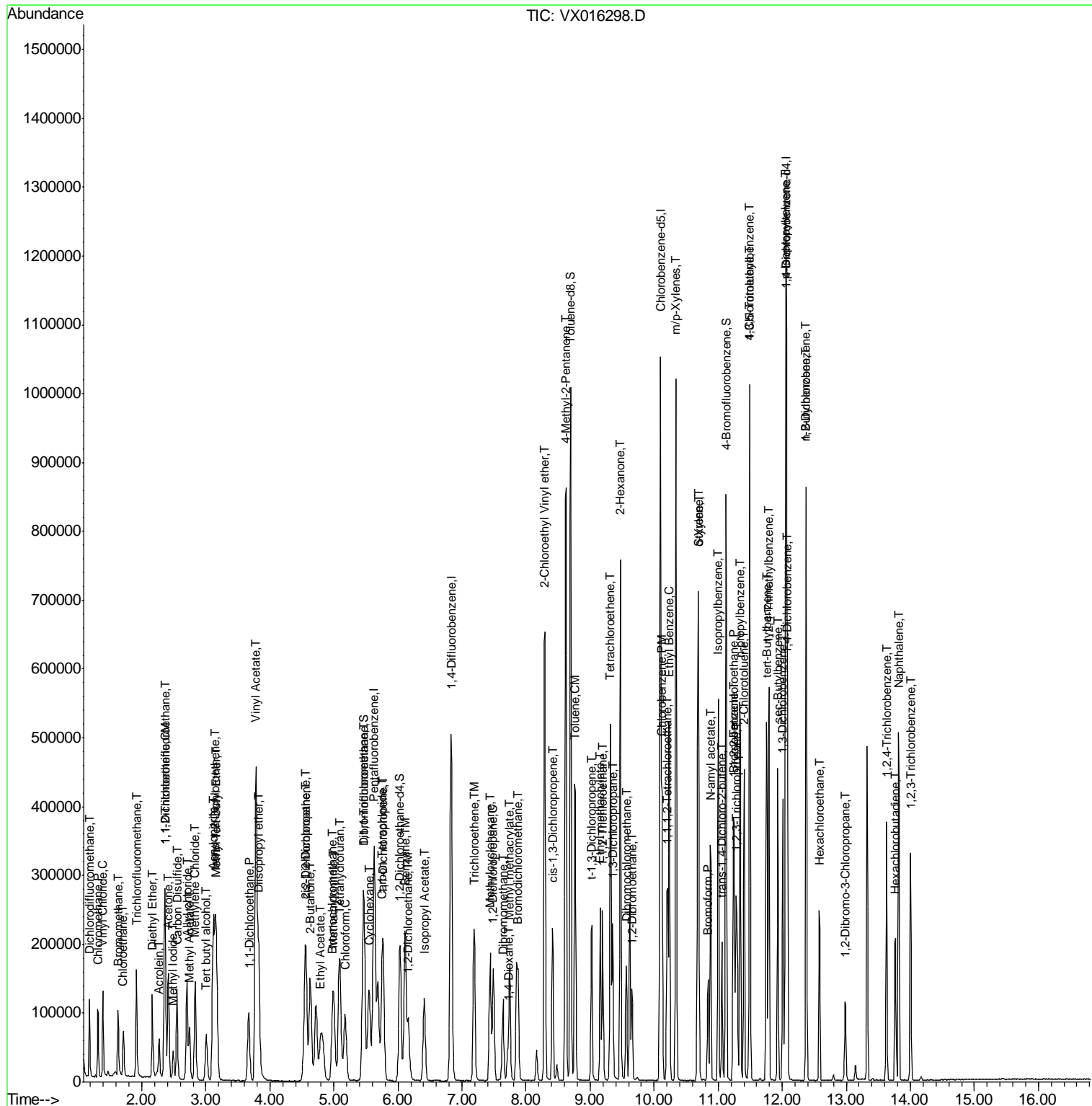
Internal Standards	R.T.	QIon	Response	Conc	Units	Dev(Min)
93) 1,2,4-Trichlorobenzene	13.63	180	89812	15.973	ug/l	96
94) Hexachlorobutadiene	13.77	225	32295	13.722	ug/l	99
95) Naphthalene	13.82	128	310551	17.057	ug/l	100
96) 1,2,3-Trichlorobenzene	14.01	180	86872	15.808	ug/l	99

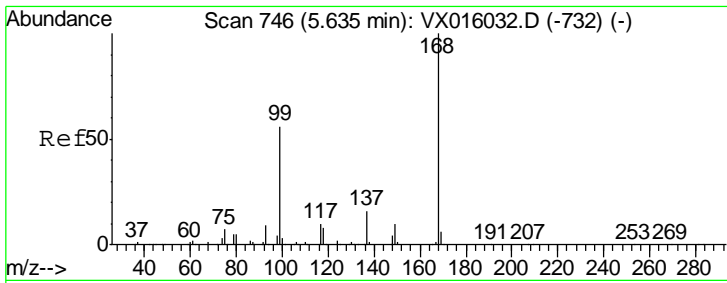
(#) = qualifier out of range (m) = manual integration (+) = signals summed

Data Path : Z:\VOASRV\HPCHEM1\MSVOA X\DATA\VX051820\  
 Data File : VX016298.D  
 Acq On : 18 May 2020 14:56  
 Operator : JC/SP  
 Sample : VX0518WBS01  
 Misc : 5.0mL/MSVOA X/WATER  
 ALS Vial : 4 Sample Multiplier: 1

Instrument :  
 MSVOA\_X  
 Client Sampled :  
 VX0518WBS01

Quant Time: May 19 00:43:32 2020  
 Quant Method : Z:\VOASRV\HPCHEM1\MSVOA\_X\METHOD\82X050420W.M  
 Quant Title : SW846 8260  
 QLast Update : Wed May 06 06:43:32 2020  
 Response via : Initial Calibration

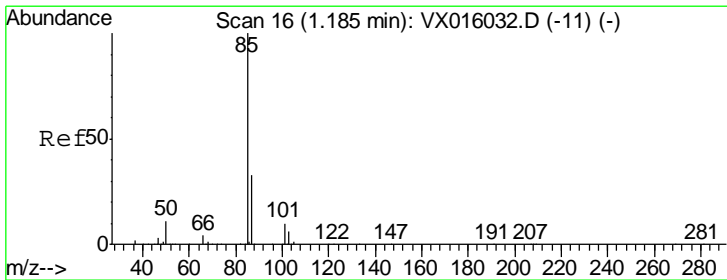
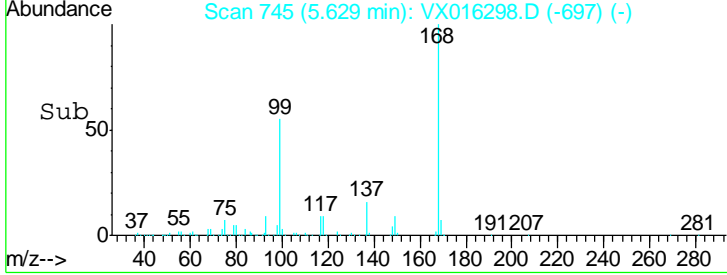
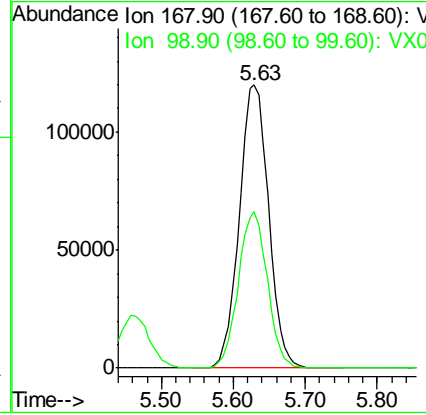
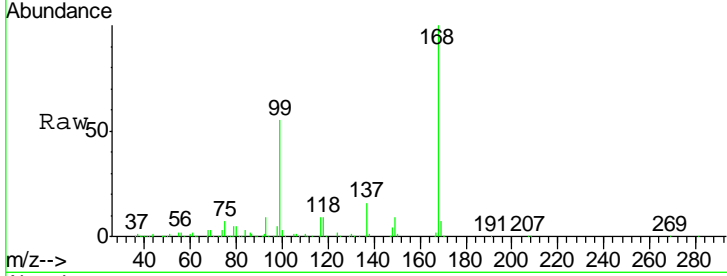




#1  
 Pentafluorobenzene  
 Concen: 50.000 ug/l  
 RT: 5.63 min Scan# 745  
 Delta R.T. -0.01 min  
 Lab File: VX016298.D  
 Acq: 18 May 2020 14:56

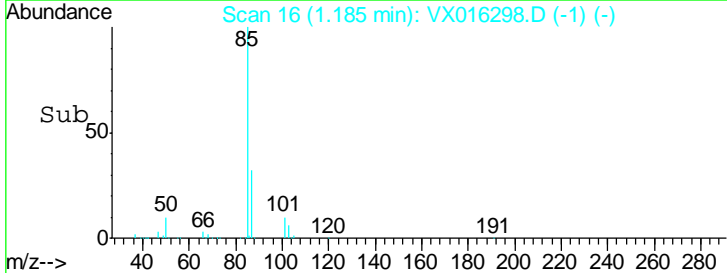
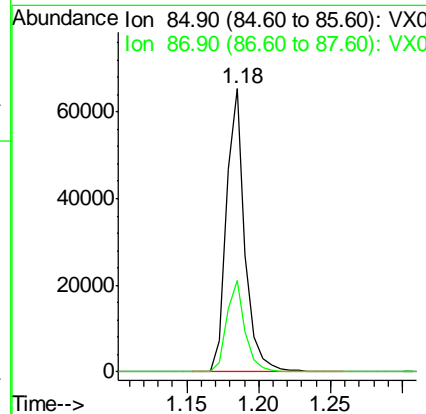
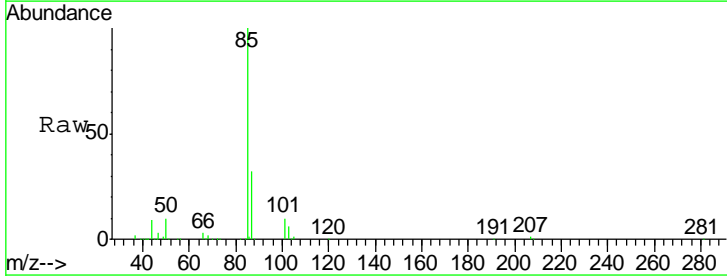
Instrument : MSVOA\_X  
 ClientSampled : VX0518WBS01

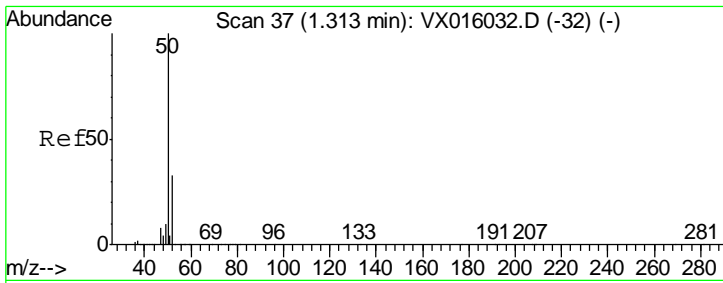
Tgt Ion	Resp	Lower	Upper
168	100		
99	55.4	45.0	67.4



#2  
 Dichlorodifluoromethane  
 Concen: 16.443 ug/l  
 RT: 1.18 min Scan# 16  
 Delta R.T. -0.00 min  
 Lab File: VX016298.D  
 Acq: 18 May 2020 14:56

Tgt Ion	Resp	Lower	Upper
85	100		
87	32.2	16.4	49.1


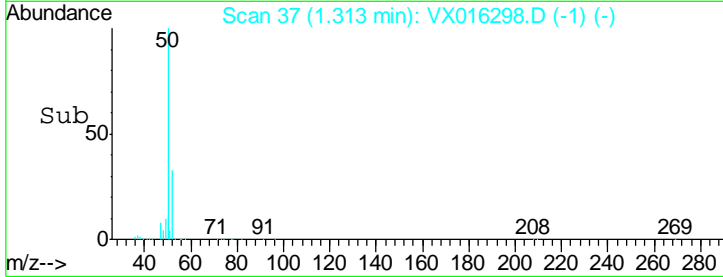
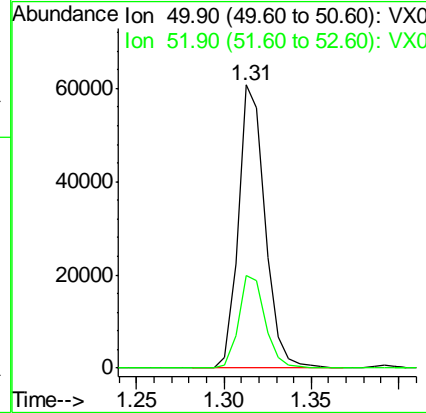
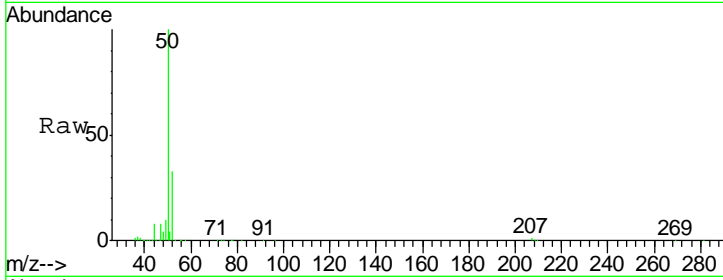




#3  
 Chloromethane  
 Concen: 15.426 ug/l  
 RT: 1.31 min Scan# 37  
 Delta R.T. -0.00 min  
 Lab File: VX016298.D  
 Acq: 18 May 2020 14:56

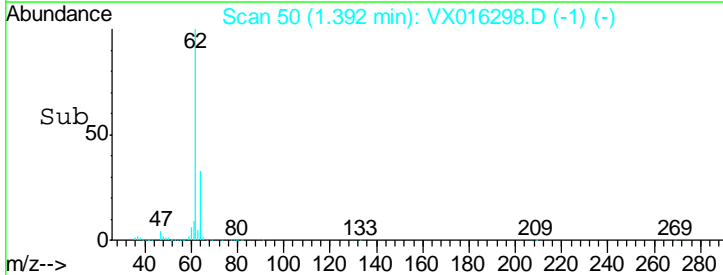
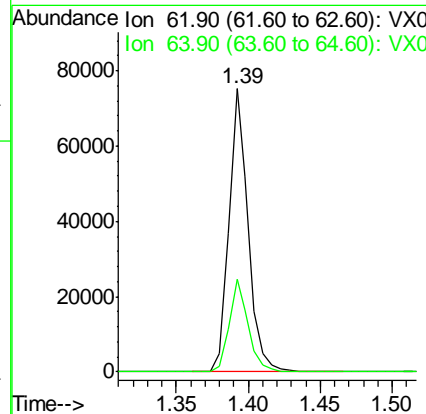
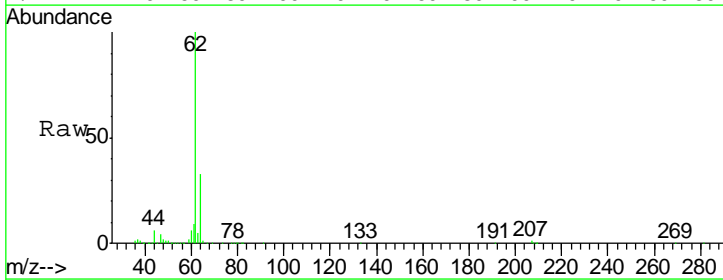
Instrument : MSVOA\_X  
 ClientSampled : VX0518WBS01

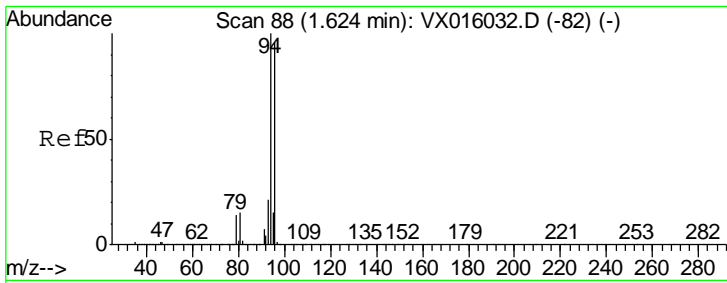
Tgt Ion	Resp	Lower	Upper
50	100		
52	32.6	26.1	39.1



#4  
 Vinyl Chloride  
 Concen: 15.968 ug/l  
 RT: 1.39 min Scan# 50  
 Delta R.T. -0.00 min  
 Lab File: VX016298.D  
 Acq: 18 May 2020 14:56

Tgt Ion	Resp	Lower	Upper
62	100		
64	32.7	25.7	38.5

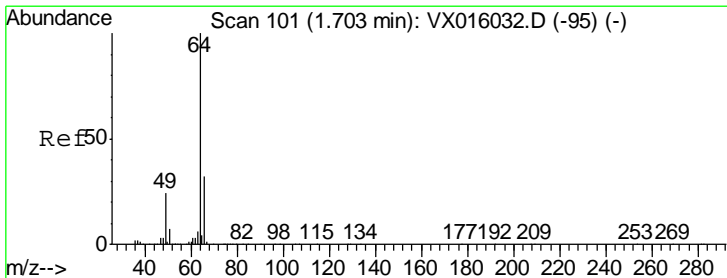
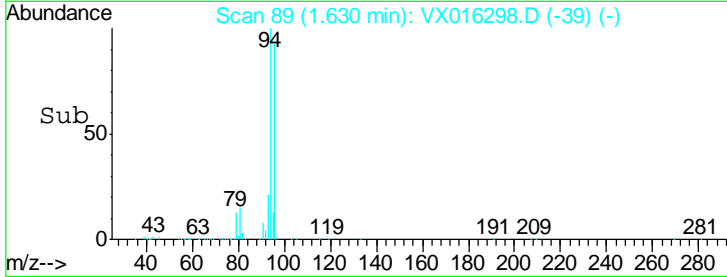
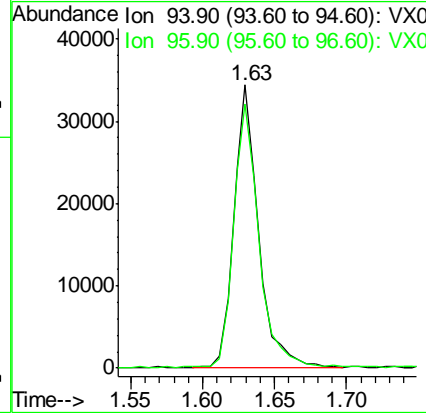
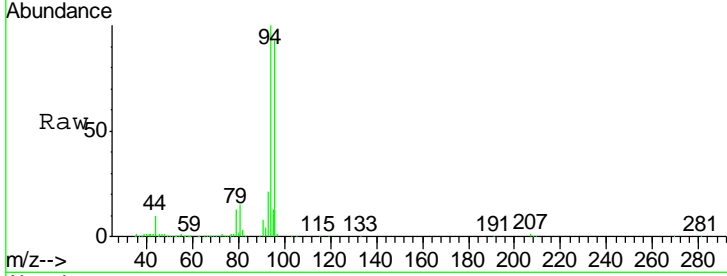




#5  
 Bromomethane  
 Concen: 18.361 ug/l  
 RT: 1.63 min Scan# 89  
 Delta R.T. 0.01 min  
 Lab File: VX016298.D  
 Acq: 18 May 2020 14:56

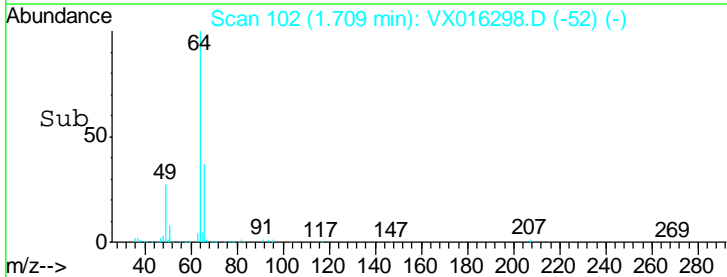
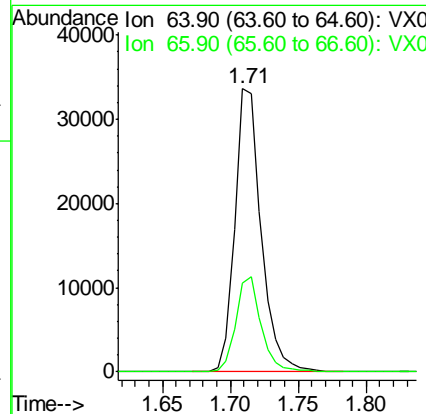

Instrument : MSVOA\_X  
 ClientSampled : VX0518WBS01

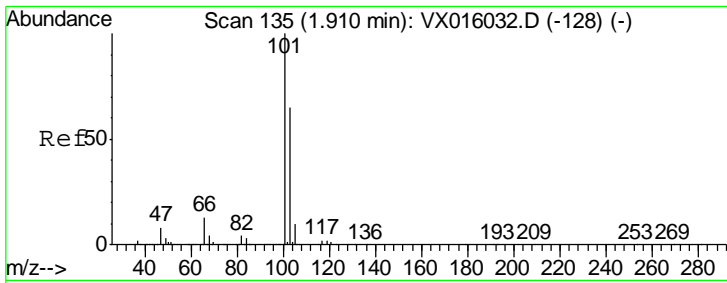
Tgt Ion: 94 Resp: 41126  
 Ion Ratio Lower Upper  
 94 100  
 96 93.0 76.9 115.3



#6  
 Chloroethane  
 Concen: 16.705 ug/l  
 RT: 1.71 min Scan# 102  
 Delta R.T. 0.01 min  
 Lab File: VX016298.D  
 Acq: 18 May 2020 14:56

Tgt Ion: 64 Resp: 45158  
 Ion Ratio Lower Upper  
 64 100  
 66 31.0 25.2 37.8

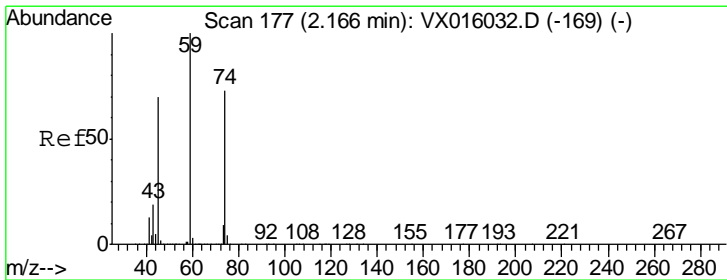
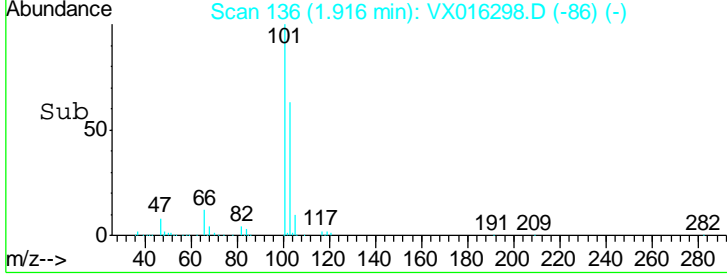
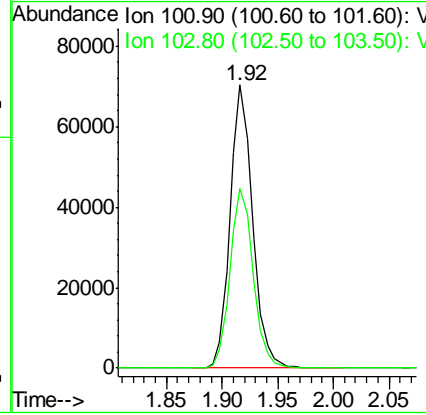
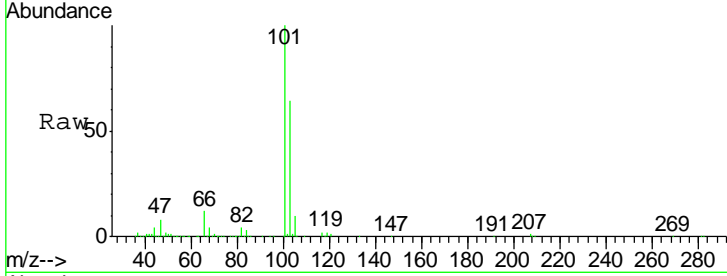




#7  
 Trichlorofluoromethane  
 Concen: 16.909 ug/l  
 RT: 1.92 min Scan# 136  
 Delta R.T. 0.01 min  
 Lab File: VX016298.D  
 Acq: 18 May 2020 14:56

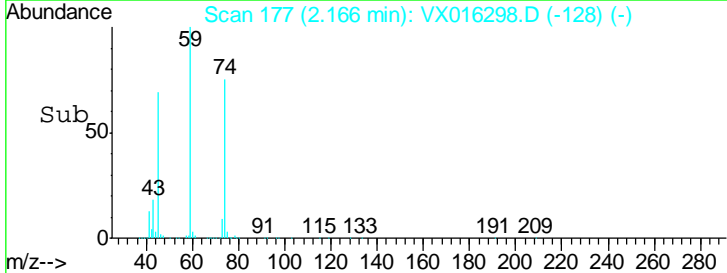
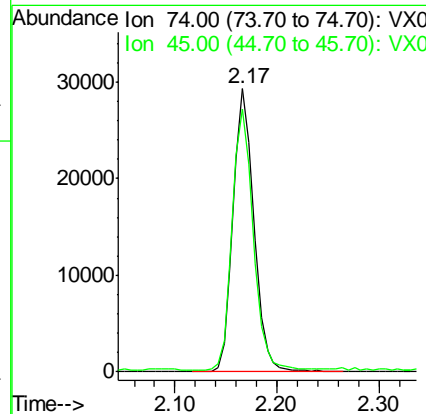
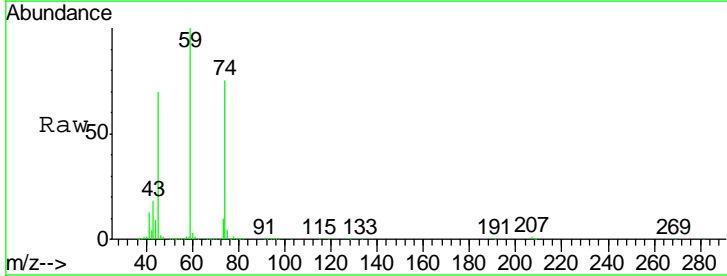
**Instrument :**  
 MSVOA\_X  
**ClientSampled :**  
 VX0518WBS01

Tgt Ion: 101 Resp: 98627  
 Ion Ratio Lower Upper  
 101 100  
 103 63.6 51.8 77.6

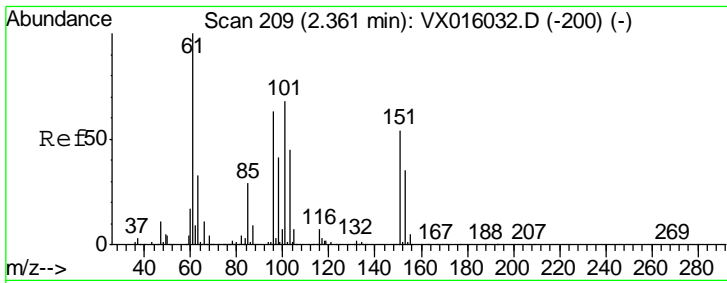


#8  
 Diethyl Ether  
 Concen: 16.885 ug/l  
 RT: 2.17 min Scan# 177  
 Delta R.T. -0.00 min  
 Lab File: VX016298.D  
 Acq: 18 May 2020 14:56

Tgt Ion: 74 Resp: 41497  
 Ion Ratio Lower Upper  
 74 100  
 45 92.6 47.3 142.0



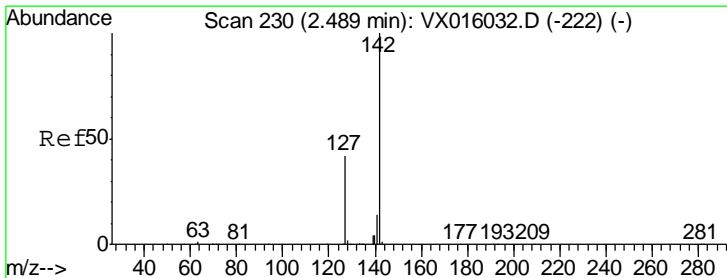
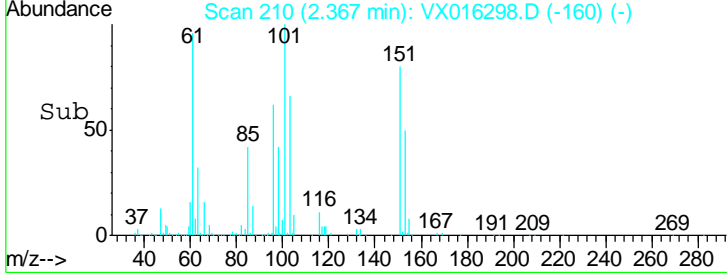
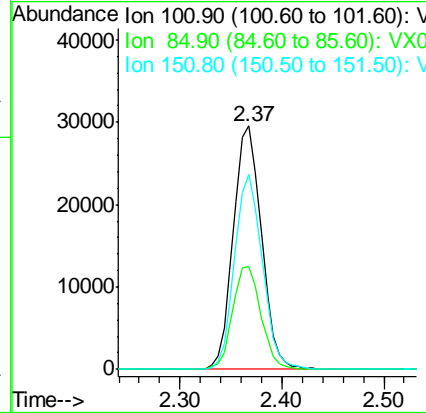
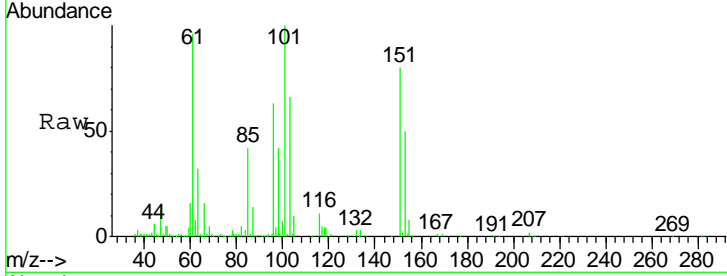




#9  
 1,1,2-Trichlorotrifluoroethane  
 Concen: 16.816 ug/l  
 RT: 2.37 min Scan# 210  
 Delta R.T. 0.01 min  
 Lab File: VX016298.D  
 Acq: 18 May 2020 14:56

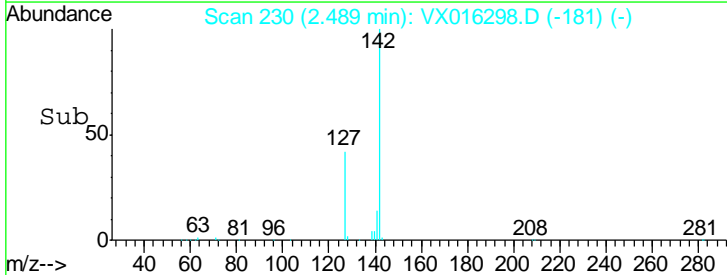
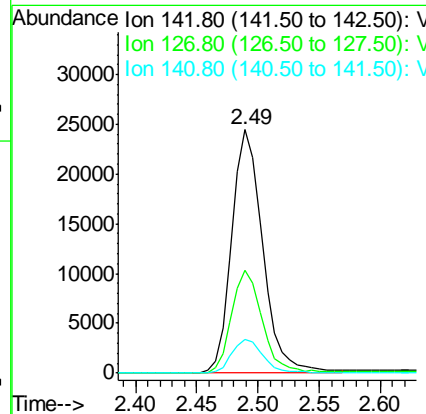
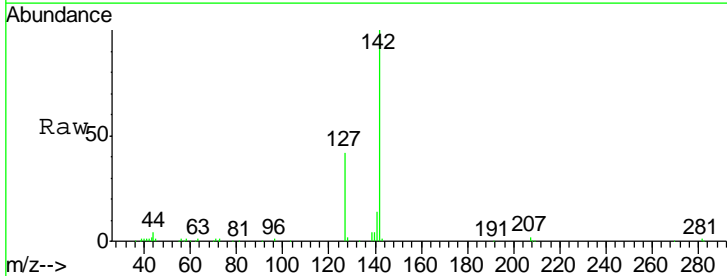
Instrument :  
 MSVOA\_X  
 ClientSampled :  
 VX0518WBS01

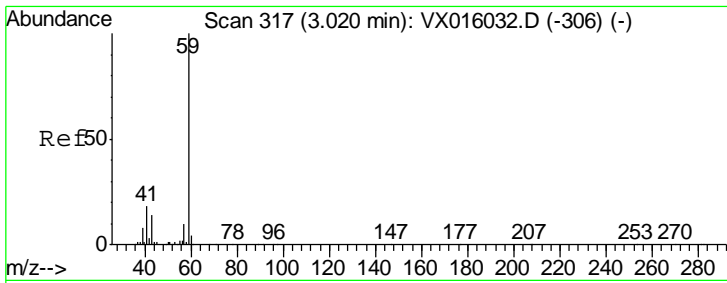
Tgt Ion	Resp	Lower	Upper
101	56590		
85	42.3	34.2	51.4
151	79.0	62.1	93.1



#10  
 Methyl Iodide  
 Concen: 9.535 ug/l  
 RT: 2.49 min Scan# 230  
 Delta R.T. -0.00 min  
 Lab File: VX016298.D  
 Acq: 18 May 2020 14:56

Tgt Ion	Resp	Lower	Upper
142	43103		
127	42.4	34.6	52.0
141	14.4	11.3	16.9

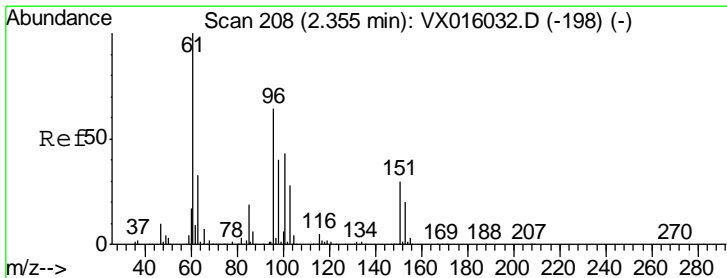
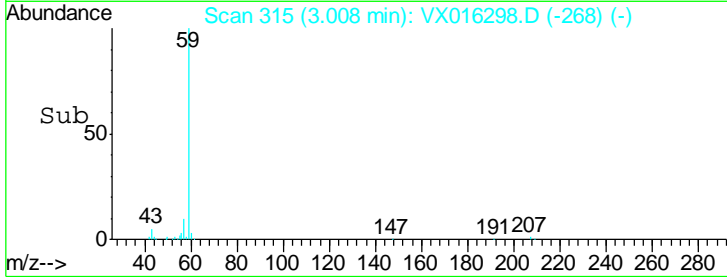
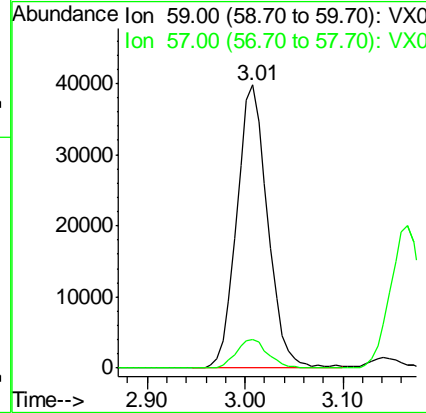
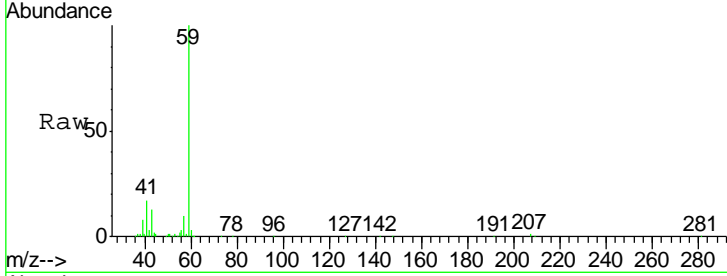




#11  
 Tert butyl alcohol  
 Concen: 77.111 ug/l  
 RT: 3.01 min Scan# 315  
 Delta R.T. -0.01 min  
 Lab File: VX016298.D  
 Acq: 18 May 2020 14:56

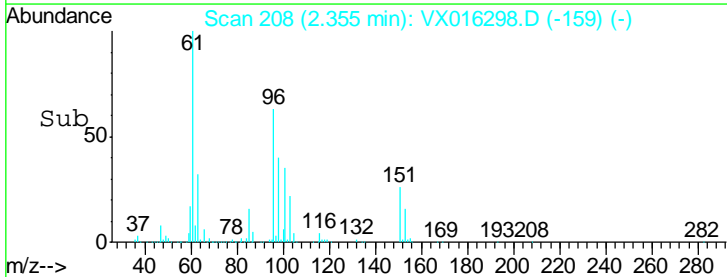
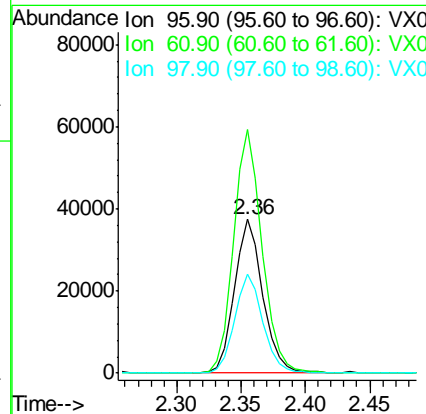
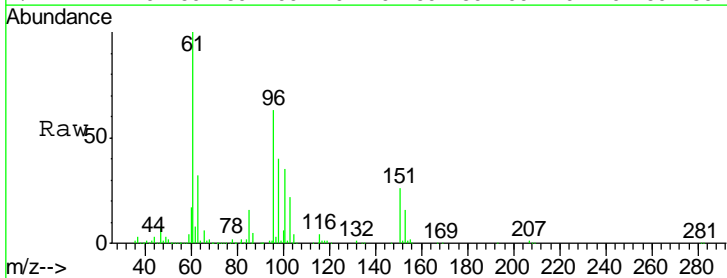
Instrument :  
 MSVOA\_X  
 ClientSampled :  
 VX0518WBS01

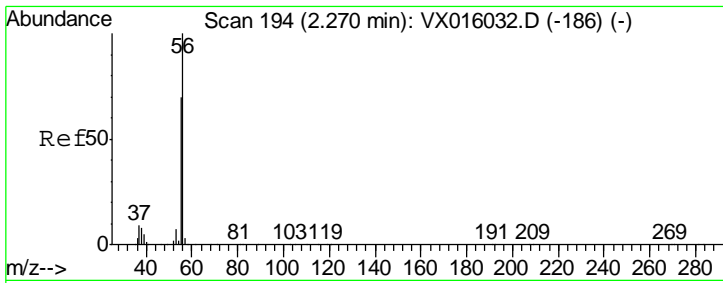
Tgt Ion	Resp	Lower	Upper
59	100		
57	10.6	8.2	12.4



#12  
 1,1-Dichloroethene  
 Concen: 16.163 ug/l  
 RT: 2.36 min Scan# 208  
 Delta R.T. -0.00 min  
 Lab File: VX016298.D  
 Acq: 18 May 2020 14:56

Tgt Ion	Resp	Lower	Upper
96	100		
61	158.4	124.8	187.2
98	64.2	49.7	74.5

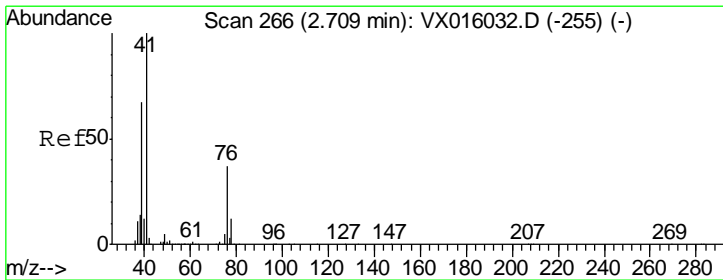
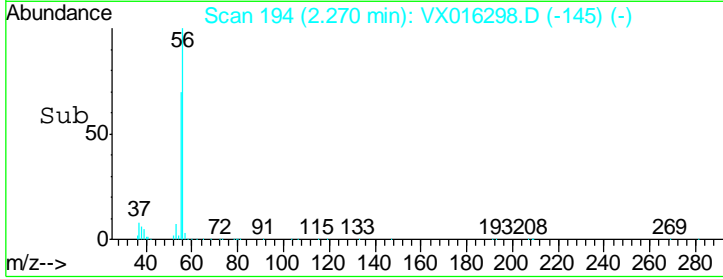
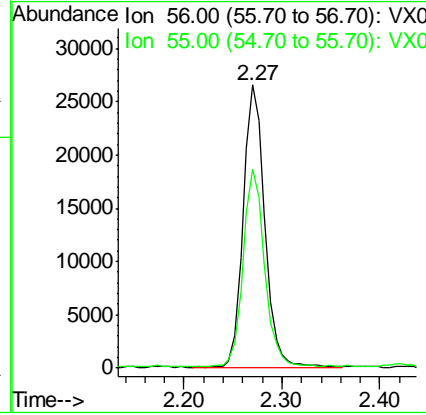





#13  
 Acrolein  
 Concen: 57.419 ug/l  
 RT: 2.27 min Scan# 194  
 Delta R.T. -0.00 min  
 Lab File: VX016298.D  
 Acq: 18 May 2020 14:56

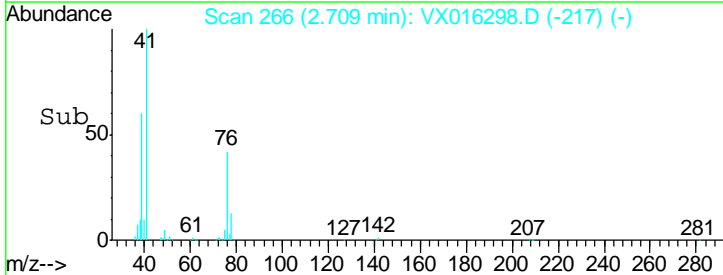
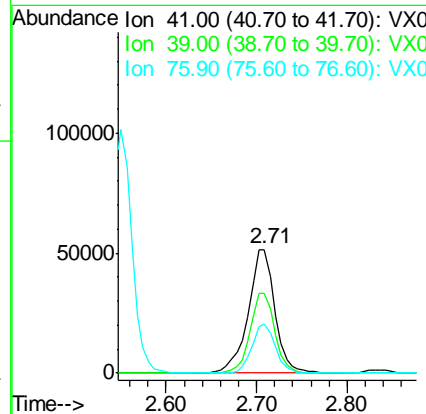
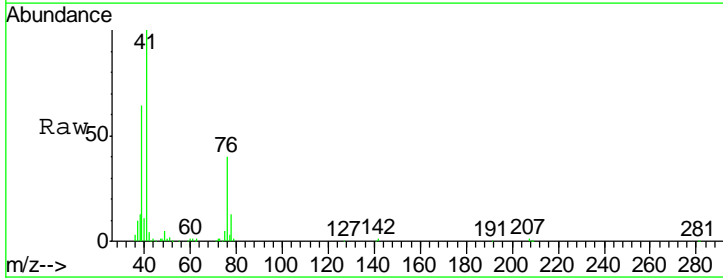
Instrument :  
 MSVOA\_X  
 ClientSampled :  
 VX0518WBS01

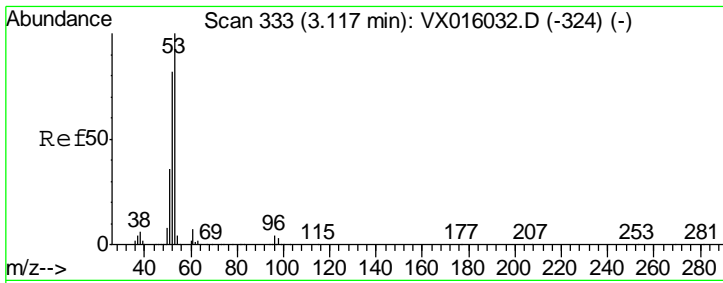
Tgt Ion	Resp	Lower	Upper
56	40505		
55	70.1	56.5	84.7



#14  
 Allyl chloride  
 Concen: 16.170 ug/l  
 RT: 2.71 min Scan# 266  
 Delta R.T. -0.00 min  
 Lab File: VX016298.D  
 Acq: 18 May 2020 14:56

Tgt Ion	Resp	Lower	Upper
41	104408		
39	60.3	50.5	75.7
76	35.4	26.6	40.0

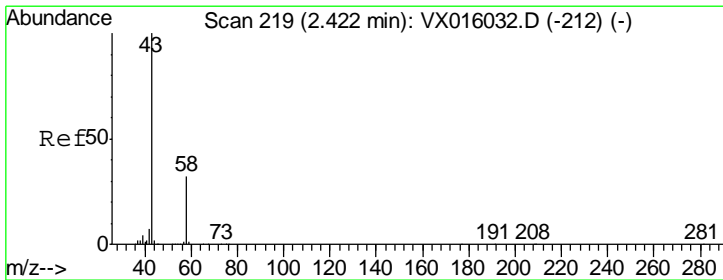
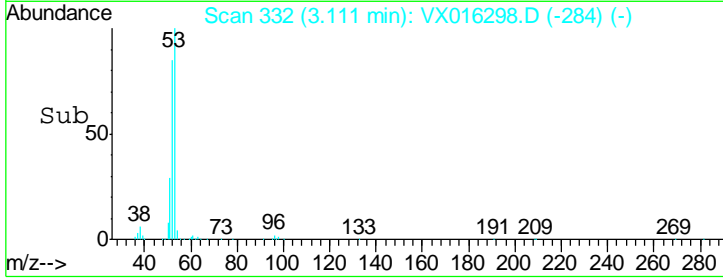
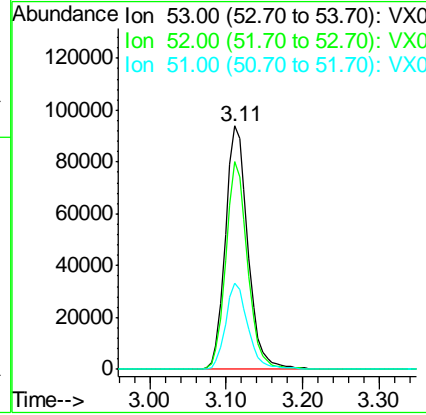
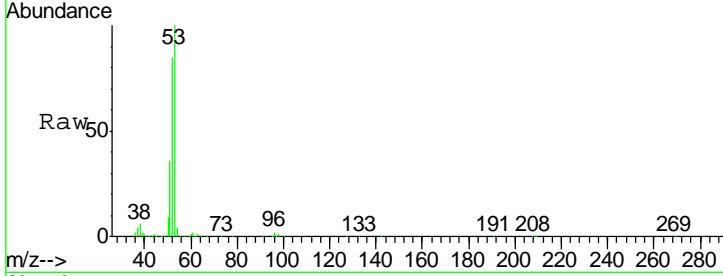




#15  
 Acrylonitrile  
 Concen: 81.950 ug/l  
 RT: 3.11 min Scan# 332  
 Delta R.T. -0.01 min  
 Lab File: VX016298.D  
 Acq: 18 May 2020 14:56

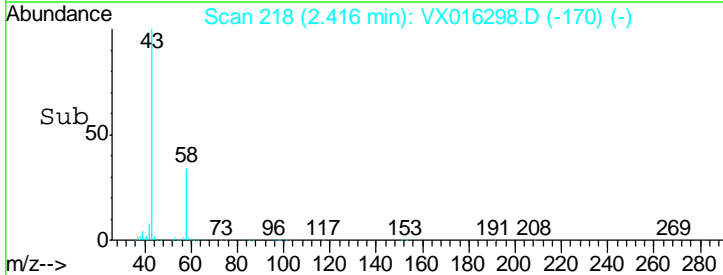
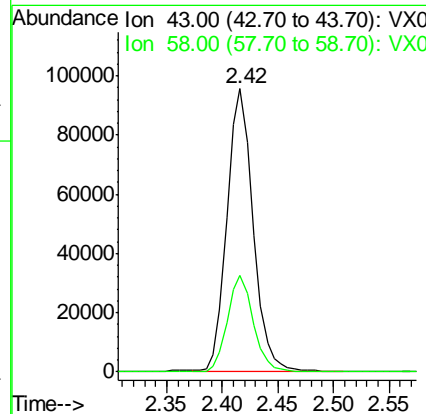
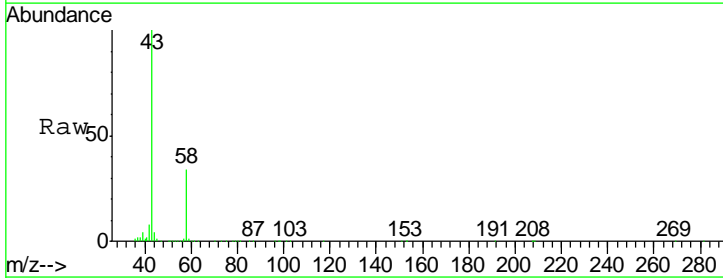
Instrument :  
 MSVOA\_X  
 ClientSampled :  
 VX0518WBS01

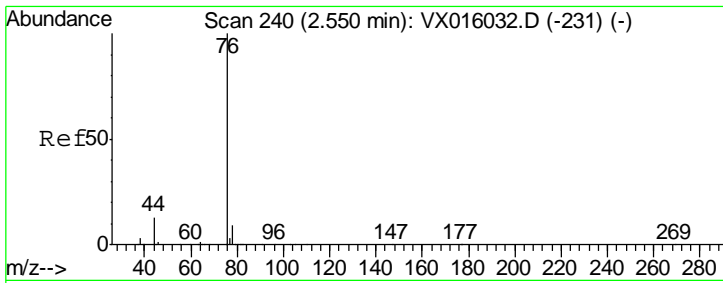
Tgt Ion	Resp	Lower	Upper
53	191647		
52	81.9	66.1	99.1
51	35.2	28.8	43.2



#16  
 Acetone  
 Concen: 77.498 ug/l  
 RT: 2.42 min Scan# 218  
 Delta R.T. -0.01 min  
 Lab File: VX016298.D  
 Acq: 18 May 2020 14:56

Tgt Ion	Resp	Lower	Upper
43	154151		
58	34.0	25.4	38.0

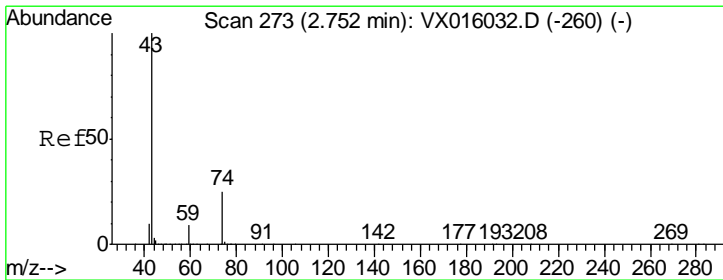
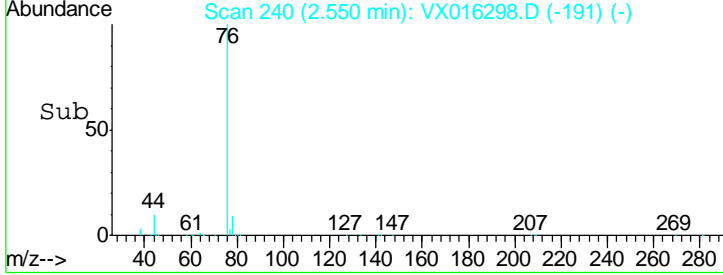
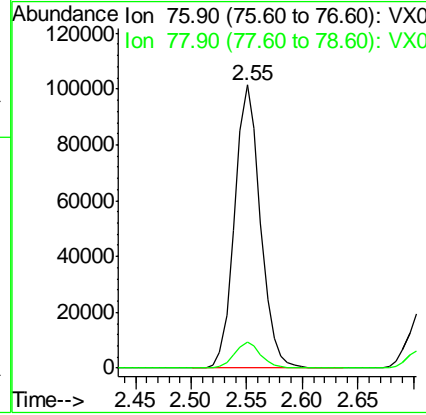
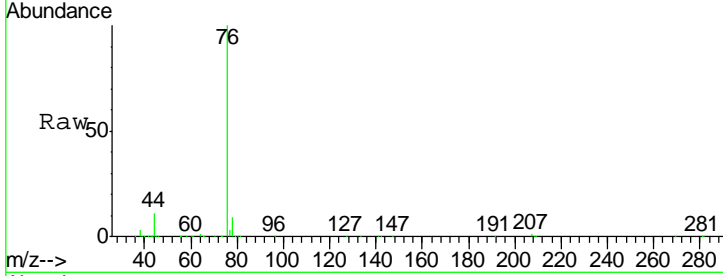




#17  
 Carbon Disulfide  
 Concen: 15.217 ug/l  
 RT: 2.55 min Scan# 240  
 Delta R.T. 0.00 min  
 Lab File: VX016298.D  
 Acq: 18 May 2020 14:56


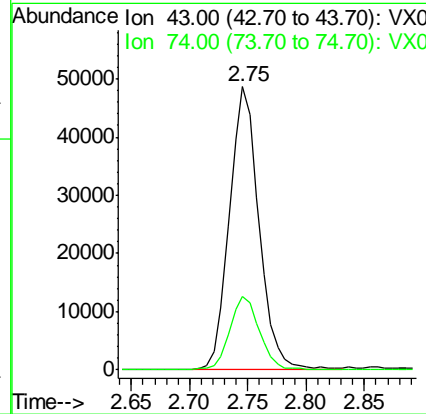
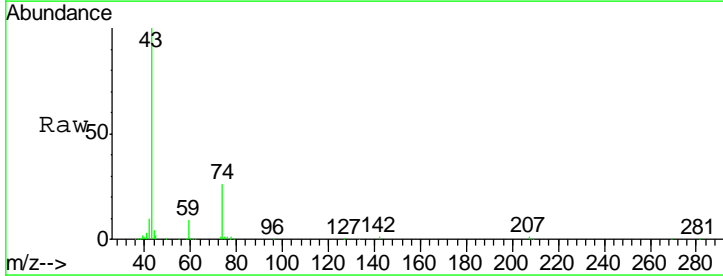
**Instrument :**  
 MSVOA\_X  
**ClientSampled :**  
 VX0518WBS01

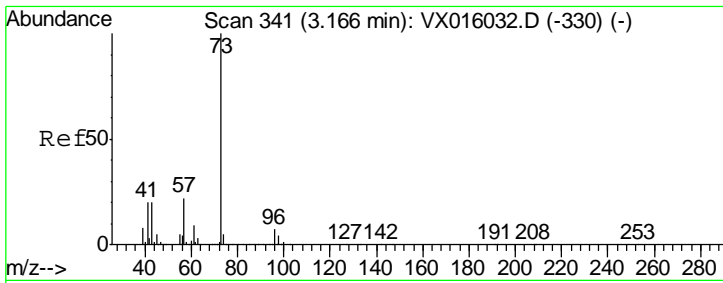
Tgt Ion	Resp	Lower	Upper
76	162447		
78	8.9	7.5	11.3



#18  
 Methyl Acetate  
 Concen: 17.421 ug/l  
 RT: 2.75 min Scan# 272  
 Delta R.T. -0.01 min  
 Lab File: VX016298.D  
 Acq: 18 May 2020 14:56

Tgt Ion	Resp	Lower	Upper
43	85202		
74	26.7	20.2	30.2

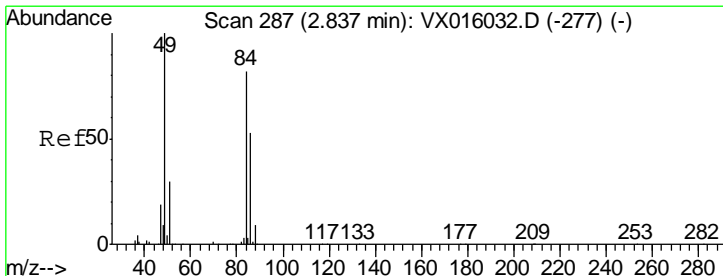
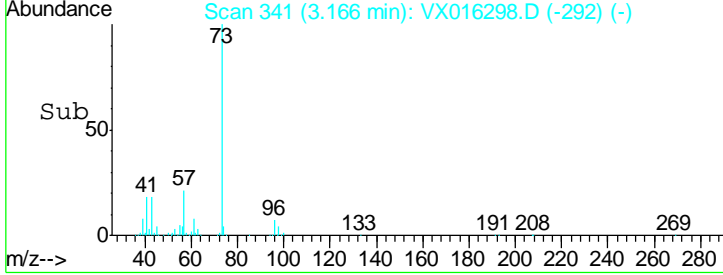
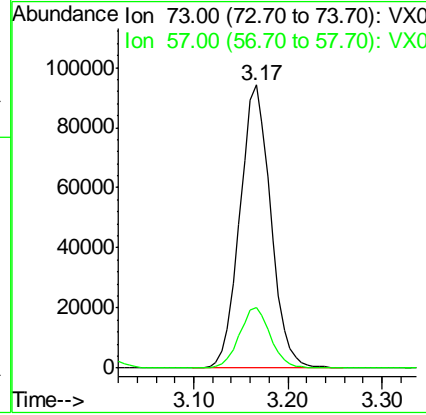
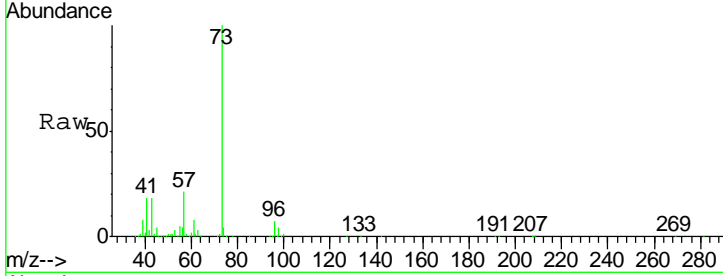




#19  
 Methyl tert-butyl Ether  
 Concen: 17.662 ug/l  
 RT: 3.17 min Scan# 341  
 Delta R.T. -0.00 min  
 Lab File: VX016298.D  
 Acq: 18 May 2020 14:56

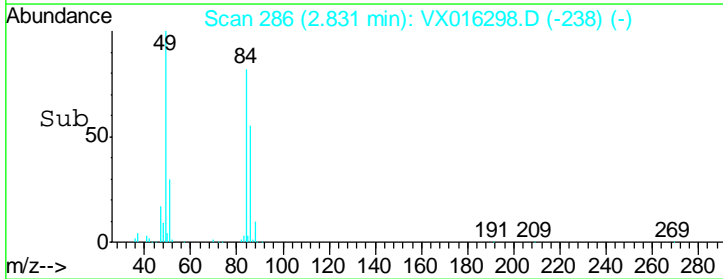
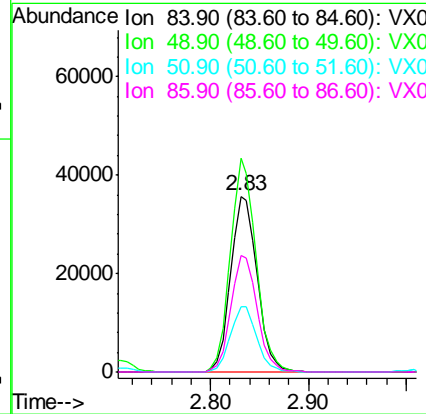
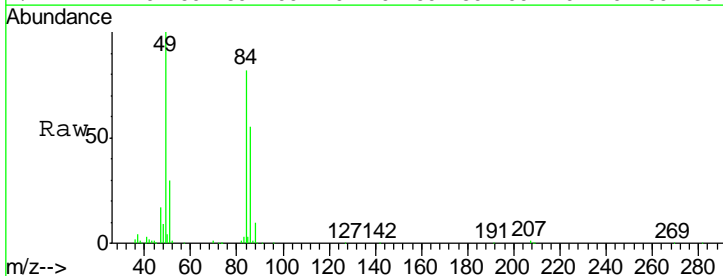
Instrument :  
 MSVOA\_X  
 ClientSampled :  
 VX0518WBS01

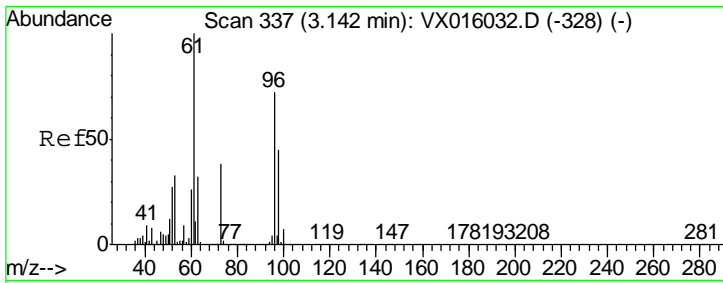
Tgt Ion	Resp	Lower	Upper
73	214422		
57	21.2	17.8	26.6



#20  
 Methylene Chloride  
 Concen: 16.324 ug/l  
 RT: 2.83 min Scan# 286  
 Delta R.T. -0.01 min  
 Lab File: VX016298.D  
 Acq: 18 May 2020 14:56

Tgt Ion	Resp	Lower	Upper
84	66937		
49	121.6	97.3	145.9
51	36.9	29.3	43.9
86	66.3	51.3	76.9

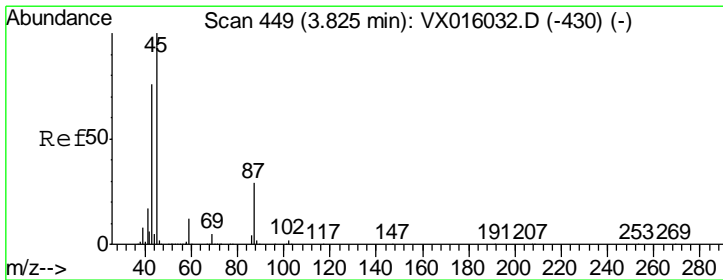
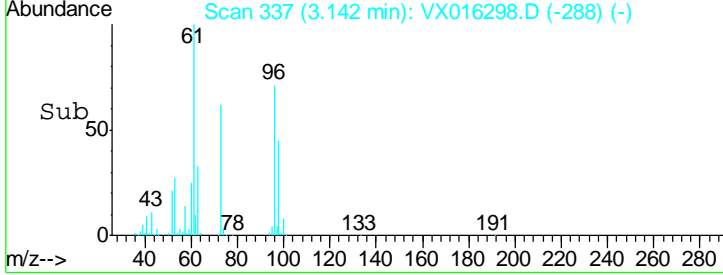
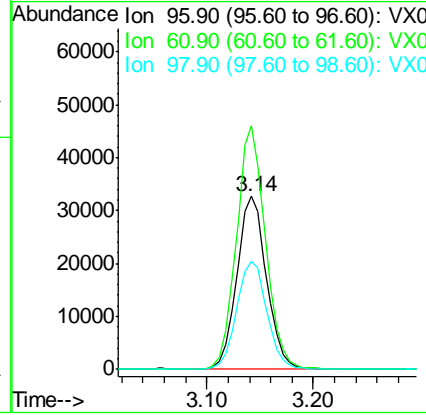
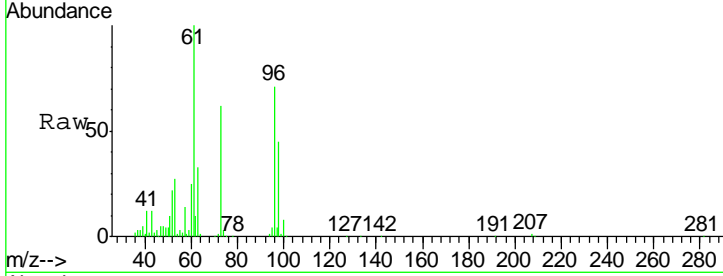




#21  
 trans-1,2-Dichloroethene  
 Concen: 16.156 ug/l  
 RT: 3.14 min Scan# 337  
 Delta R.T. -0.00 min  
 Lab File: VX016298.D  
 Acq: 18 May 2020 14:56

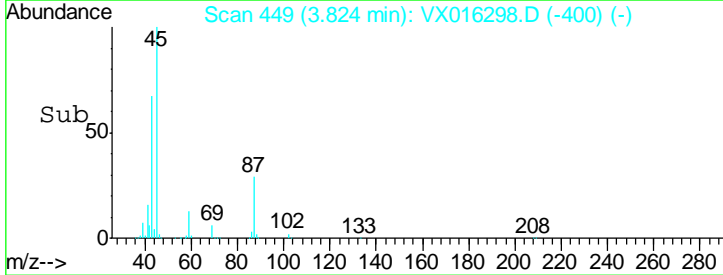
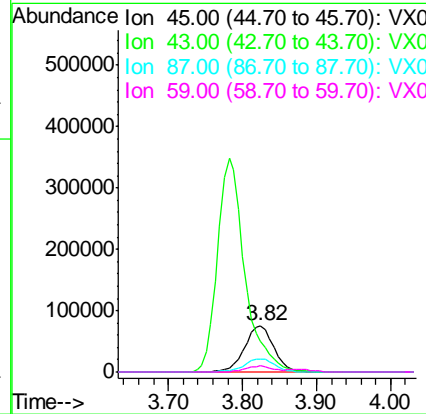
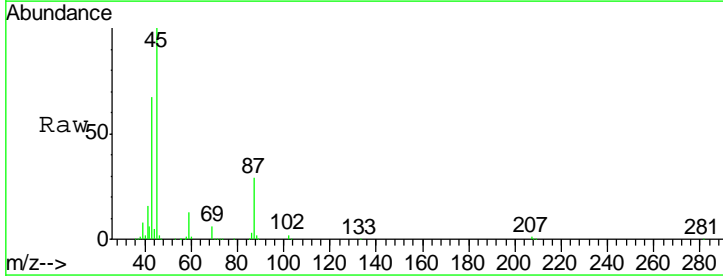
**Instrument :**  
 MSVOA\_X  
**ClientSampled :**  
 VX0518WBS01

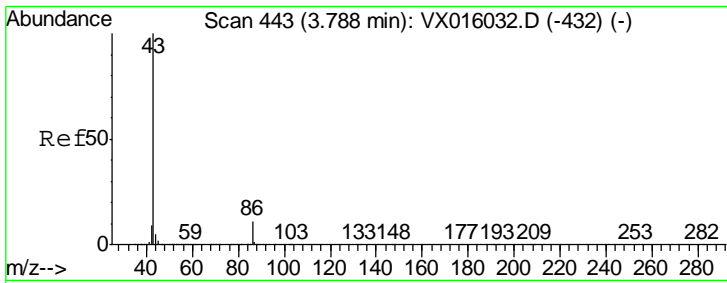
Tgt Ion	Resp	Lower	Upper
96	63401		
61	141.1	111.2	166.8
98	62.8	50.2	75.4



#22  
 Diisopropyl ether  
 Concen: 17.027 ug/l  
 RT: 3.82 min Scan# 449  
 Delta R.T. -0.00 min  
 Lab File: VX016298.D  
 Acq: 18 May 2020 14:56

Tgt Ion	Resp	Lower	Upper
45	207421		
43	65.8	61.1	91.7
87	28.8	23.0	34.6
59	12.6	9.8	14.6

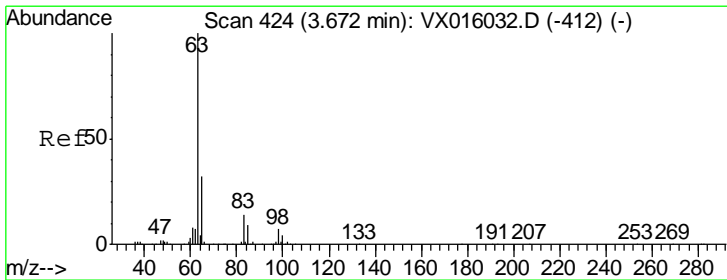
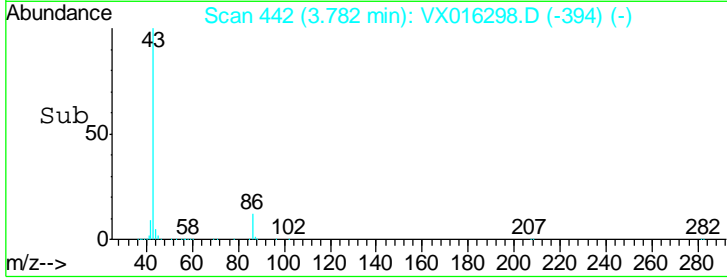
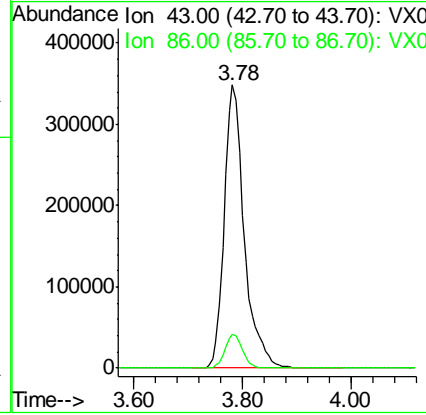
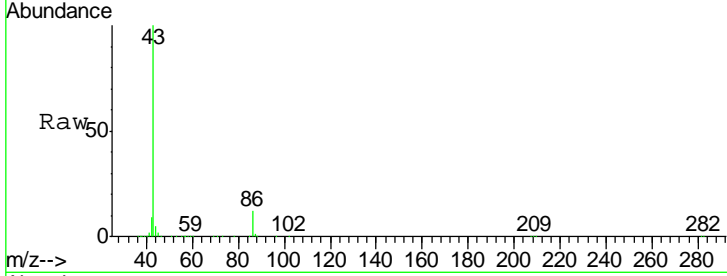




#23  
 Vinyl Acetate  
 Concen: 82.836 ug/l  
 RT: 3.78 min Scan# 442  
 Delta R.T. -0.01 min  
 Lab File: VX016298.D  
 Acq: 18 May 2020 14:56

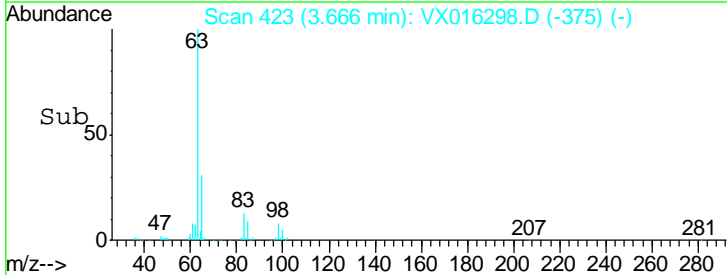
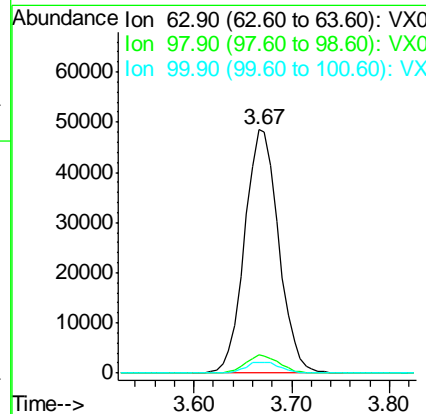
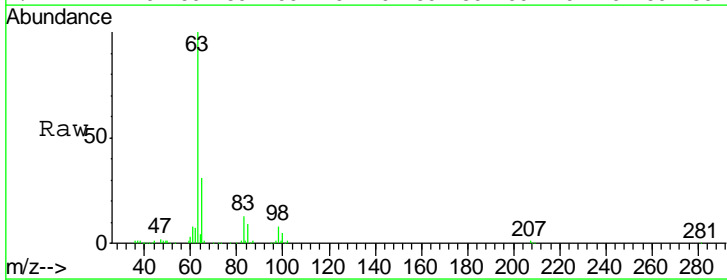
Instrument :  
 MSVOA\_X  
 ClientSampled :  
 VX0518WBS01

Tgt Ion: 43 Resp: 887769  
 Ion Ratio Lower Upper  
 43 100  
 86 11.9 9.0 13.4

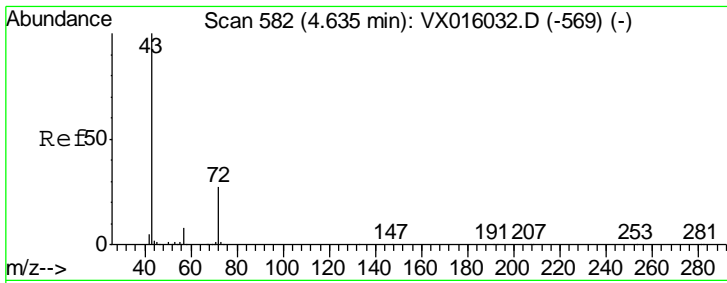


#24  
 1,1-Dichloroethane  
 Concen: 17.189 ug/l  
 RT: 3.67 min Scan# 423  
 Delta R.T. -0.01 min  
 Lab File: VX016298.D  
 Acq: 18 May 2020 14:56

Tgt Ion: 63 Resp: 117130  
 Ion Ratio Lower Upper  
 63 100  
 98 7.6 3.5 10.5  
 100 4.5 2.1 6.5



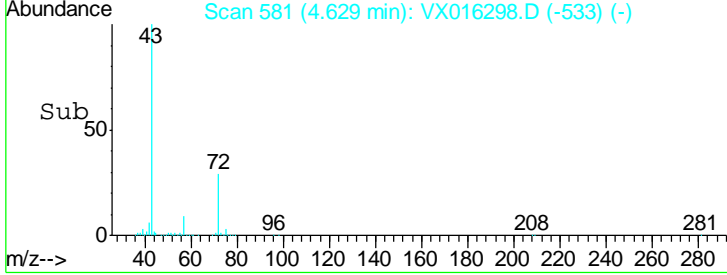
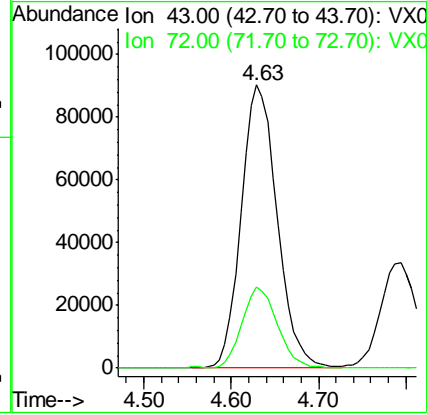
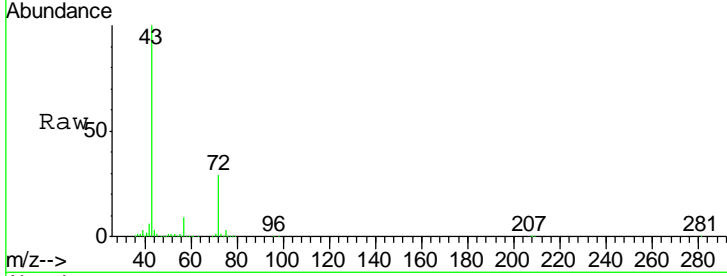




#25  
 2-Butanone  
 Concen: 80.132 ug/l  
 RT: 4.63 min Scan# 581  
 Delta R.T. -0.01 min  
 Lab File: VX016298.D  
 Acq: 18 May 2020 14:56

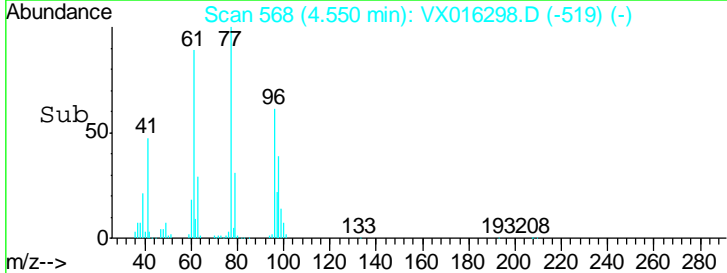
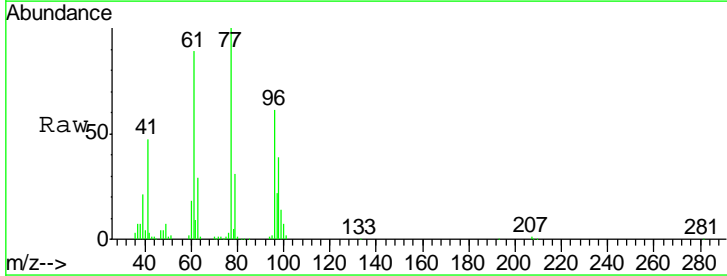
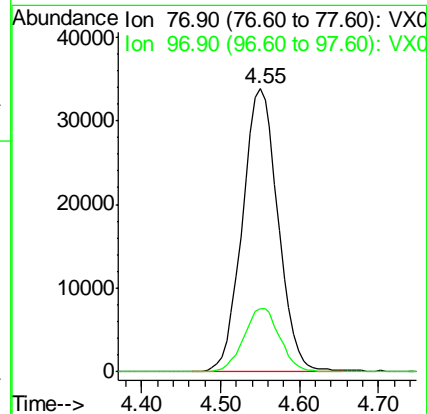
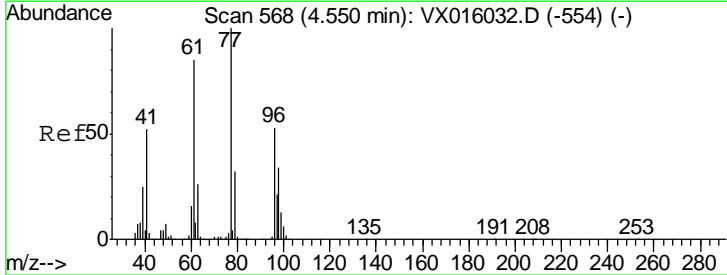
**Instrument :**  
 MSVOA\_X  
**ClientSampled :**  
 VX0518WBS01

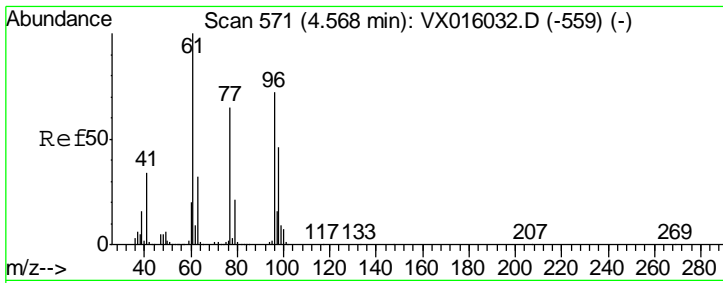
Tgt Ion	Resp	Lower	Upper
43	100		
72	28.6	21.8	32.8



#26  
 2,2-Dichloropropane  
 Concen: 17.112 ug/l  
 RT: 4.55 min Scan# 568  
 Delta R.T. -0.00 min  
 Lab File: VX016298.D  
 Acq: 18 May 2020 14:56

Tgt Ion	Resp	Lower	Upper
77	100		
97	22.5	11.2	33.6

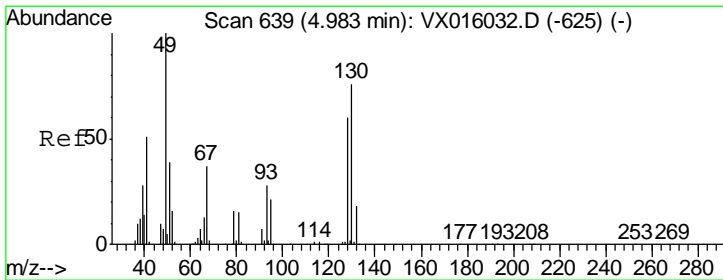
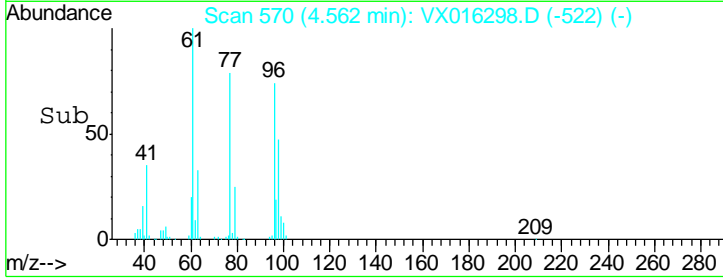
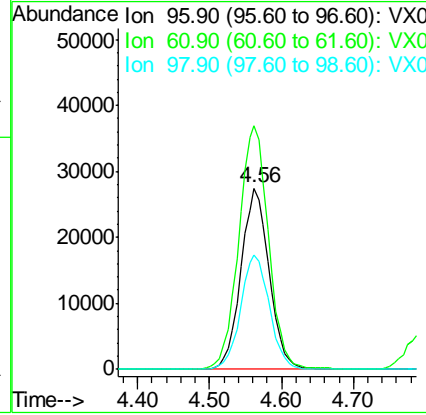
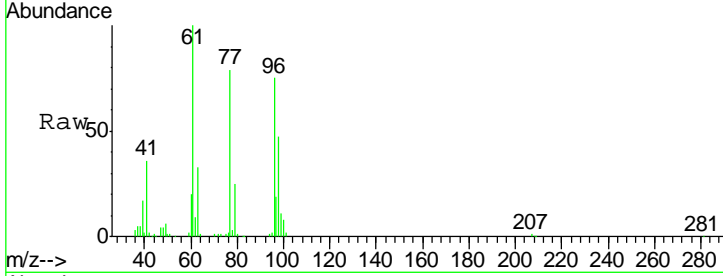




#27  
 cis-1,2-Dichloroethene  
 Concen: 17.453 ug/l  
 RT: 4.56 min Scan# 570  
 Delta R.T. -0.01 min  
 Lab File: VX016298.D  
 Acq: 18 May 2020 14:56

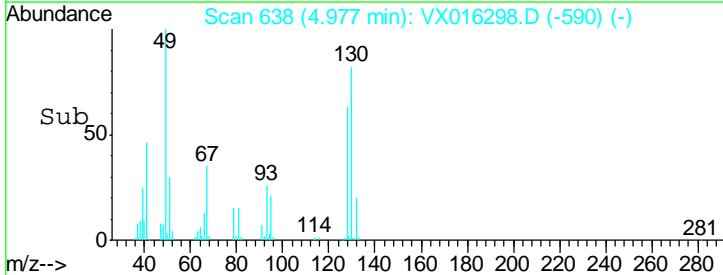
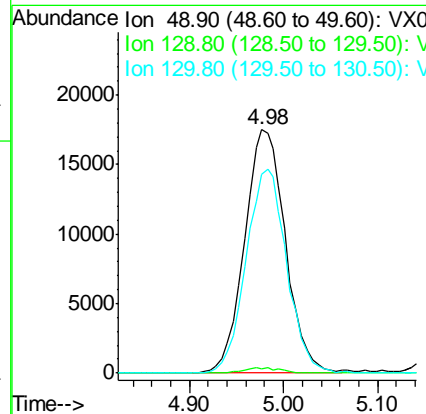
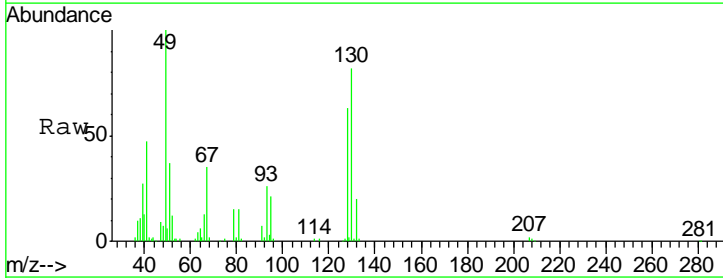
Instrument :  
 MSVOA\_X  
 ClientSampled :  
 VX0518WBS01

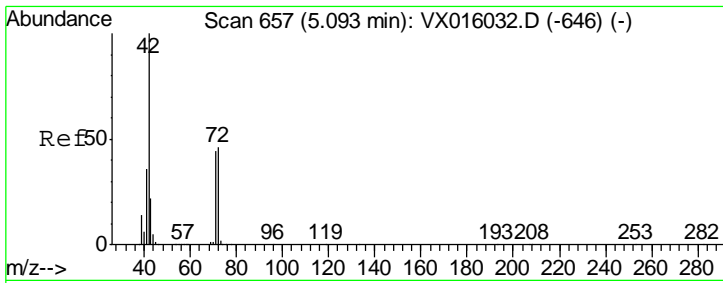
Tgt Ion	Resp	Lower	Upper
96	74879		
96	100		
61	141.2	0.0	296.2
98	64.1	0.0	129.4



#28  
 Bromochloromethane  
 Concen: 17.082 ug/l  
 RT: 4.98 min Scan# 638  
 Delta R.T. -0.01 min  
 Lab File: VX016298.D  
 Acq: 18 May 2020 14:56

Tgt Ion	Resp	Lower	Upper
49	53078		
49	100		
129	2.0	0.0	4.0
130	83.3	62.4	93.6

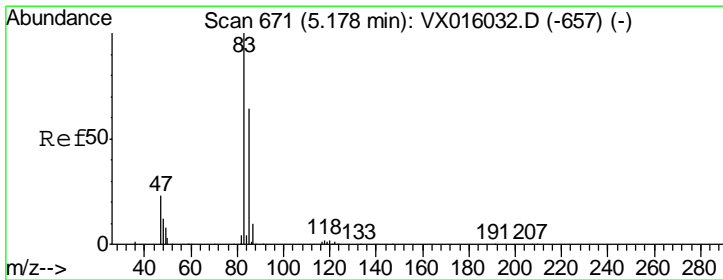
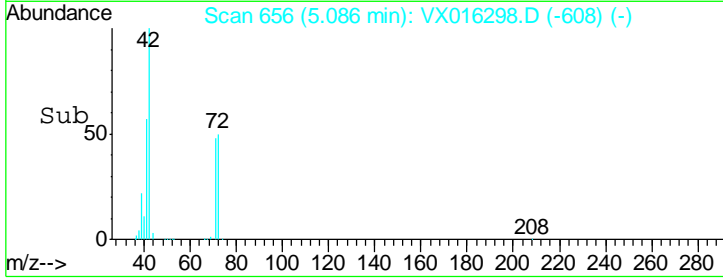
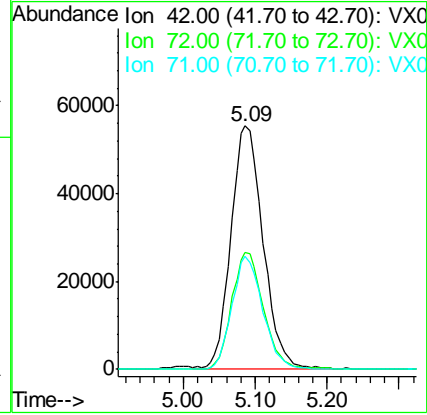
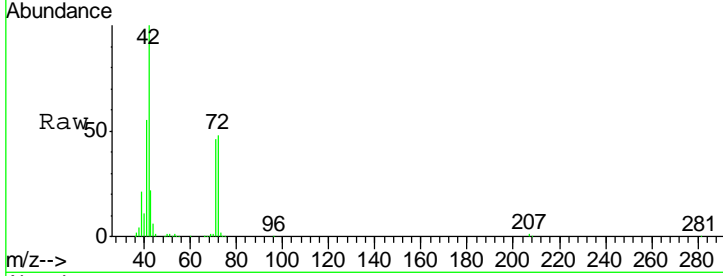




#29  
 Tetrahydrofuran  
 Concen: 80.279 ug/l  
 RT: 5.09 min Scan# 656  
 Delta R.T. -0.01 min  
 Lab File: VX016298.D  
 Acq: 18 May 2020 14:56

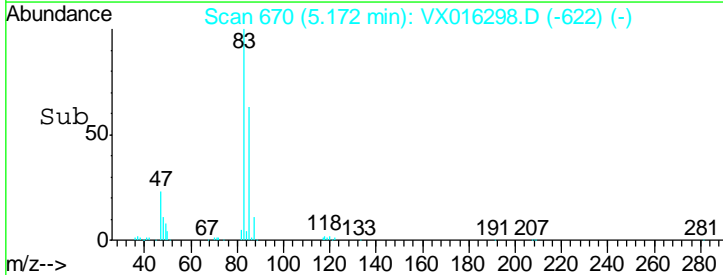
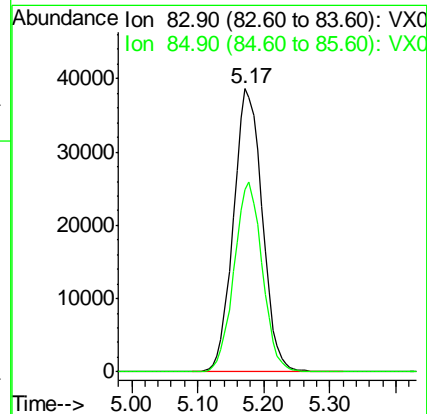
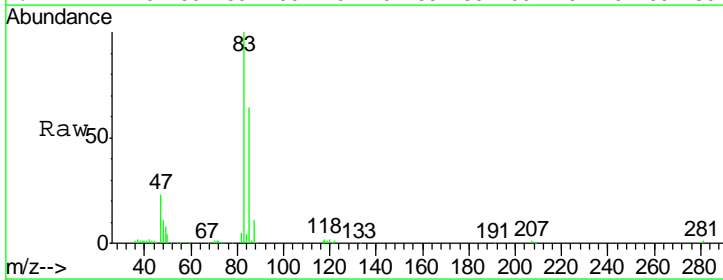
Instrument :  
 MSVOA\_X  
 ClientSampled :  
 VX0518WBS01

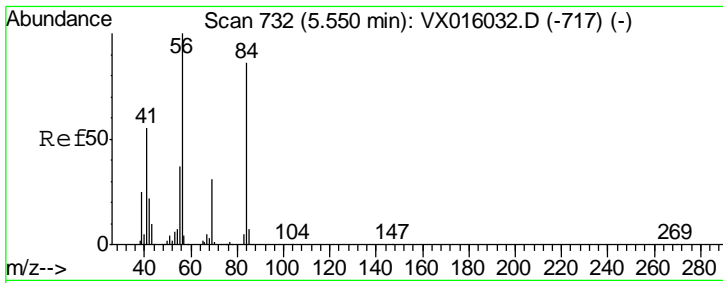
Tgt Ion	Resp	Lower	Upper
42	170497		
72	48.2	37.1	55.7
71	45.3	34.5	51.7



#30  
 Chloroform  
 Concen: 17.186 ug/l  
 RT: 5.17 min Scan# 670  
 Delta R.T. -0.01 min  
 Lab File: VX016298.D  
 Acq: 18 May 2020 14:56

Tgt Ion	Resp	Lower	Upper
83	116603		
85	64.4	51.6	77.4

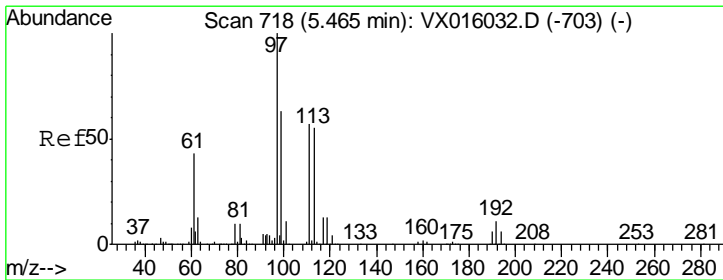
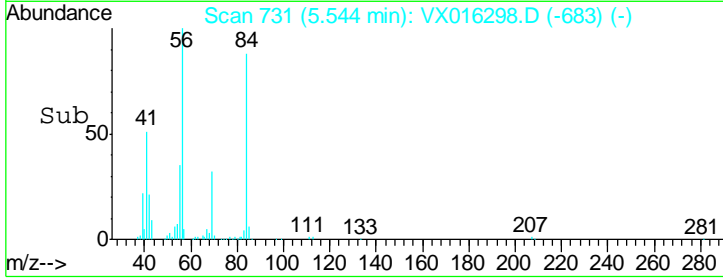
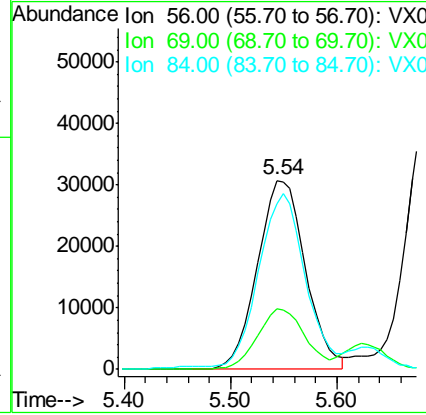
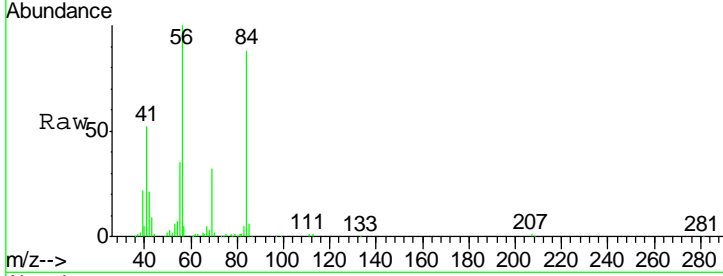




#31  
 Cyclohexane  
 Concen: 15.593 ug/l  
 RT: 5.54 min Scan# 731  
 Delta R.T. -0.01 min  
 Lab File: VX016298.D  
 Acq: 18 May 2020 14:56

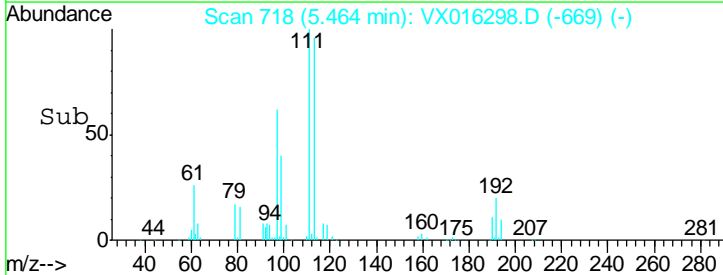
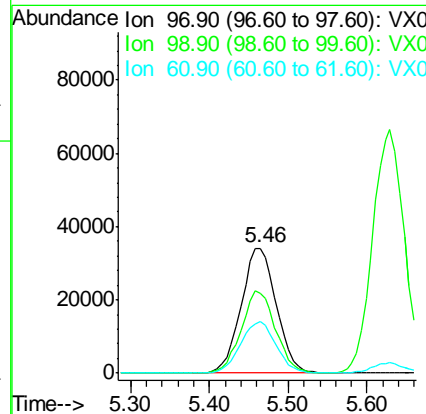
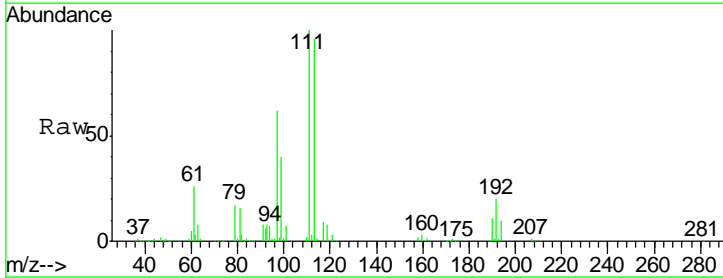
Instrument :  
 MSVOA\_X  
 ClientSampled :  
 VX0518WBS01

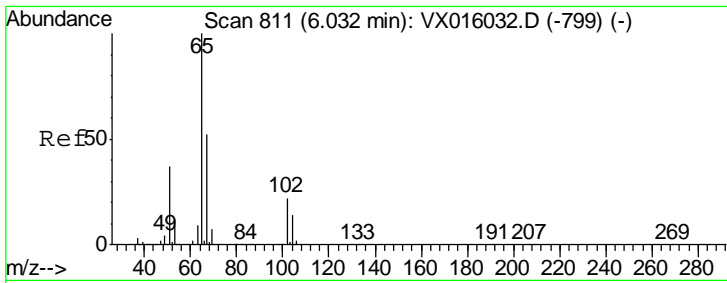
Tgt Ion	Resp	Lower	Upper
56	100		
69	31.8	25.0	37.6
84	85.8	69.0	103.6



#32  
 1,1,1-Trichloroethane  
 Concen: 17.164 ug/l  
 RT: 5.46 min Scan# 718  
 Delta R.T. -0.00 min  
 Lab File: VX016298.D  
 Acq: 18 May 2020 14:56

Tgt Ion	Resp	Lower	Upper
97	100		
99	64.3	51.0	76.4
61	41.5	34.5	51.7

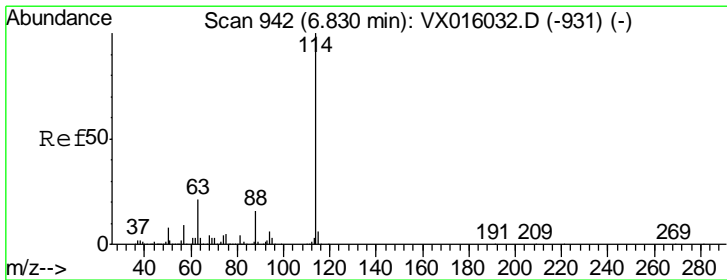
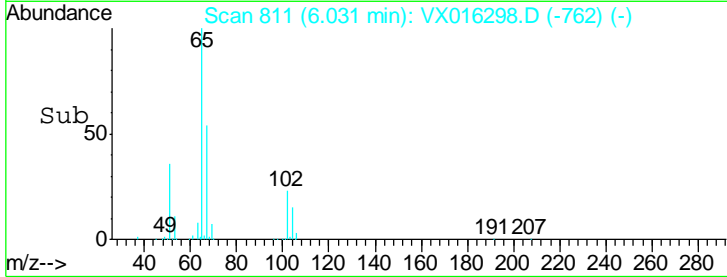
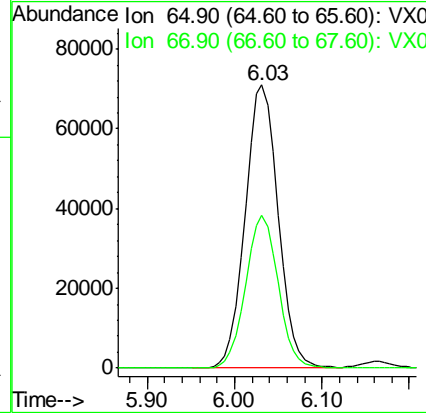
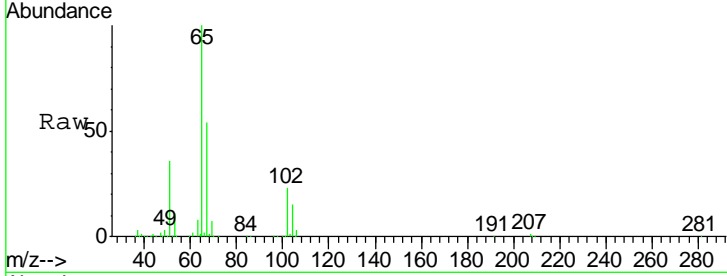




#33  
 1,2-Dichloroethane-d4  
 Concen: 41.844 ug/l  
 RT: 6.03 min Scan# 811  
 Delta R.T. -0.00 min  
 Lab File: VX016298.D  
 Acq: 18 May 2020 14:56

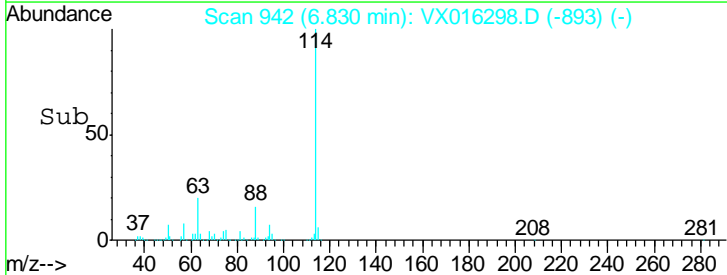
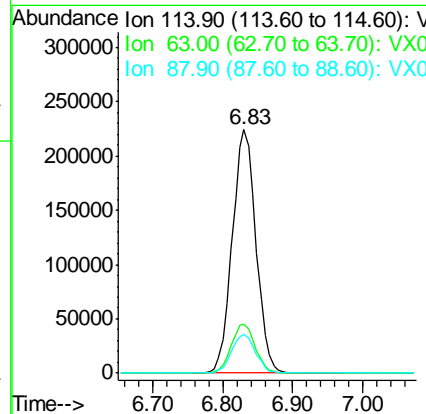
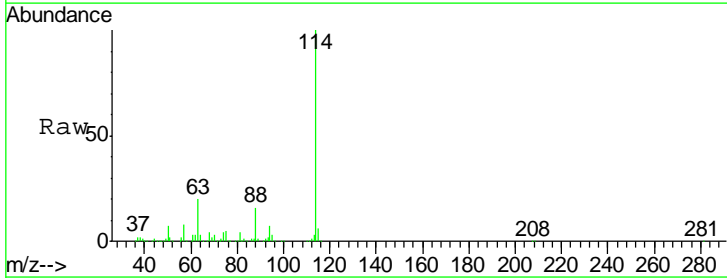
Instrument :  
 MSVOA\_X  
 ClientSampled :  
 VX0518WBS01

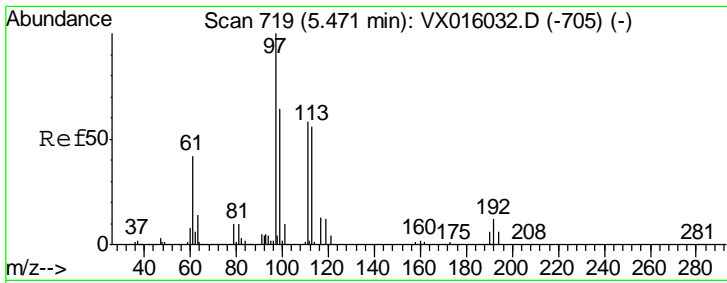
Tgt Ion	Resp	Lower	Upper
65	100		
67	53.3	0.0	104.8



#34  
 1,4-Difluorobenzene  
 Concen: 50.000 ug/l  
 RT: 6.83 min Scan# 942  
 Delta R.T. -0.00 min  
 Lab File: VX016298.D  
 Acq: 18 May 2020 14:56

Tgt Ion	Resp	Lower	Upper
114	100		
63	20.0	0.0	42.8
88	16.2	0.0	31.4

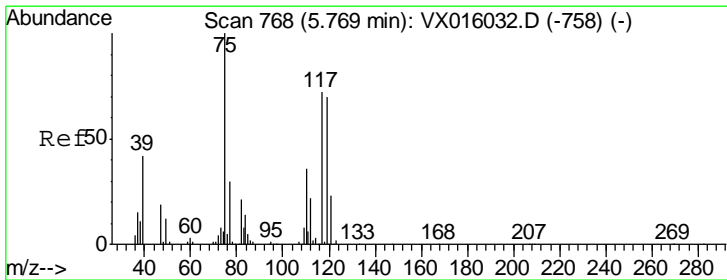
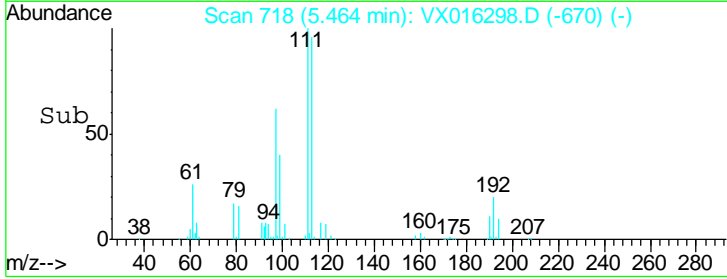
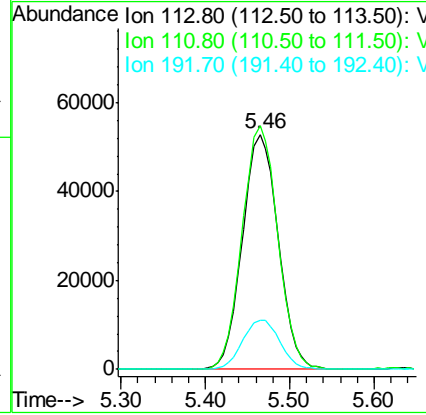
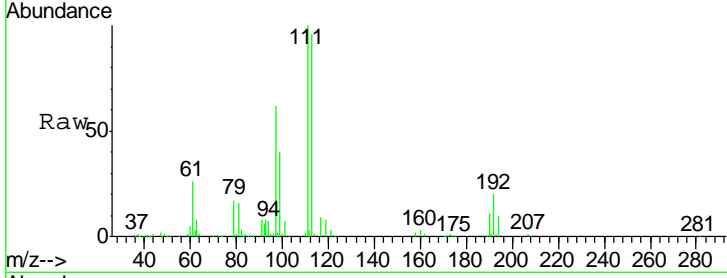




#35  
 Dibromofluoromethane  
 Concen: 45.581 ug/l  
 RT: 5.46 min Scan# 718  
 Delta R.T. -0.01 min  
 Lab File: VX016298.D  
 Acq: 18 May 2020 14:56

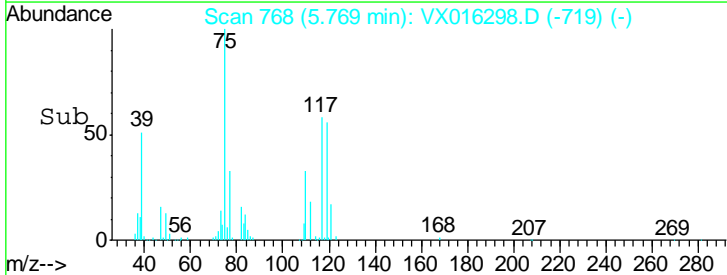
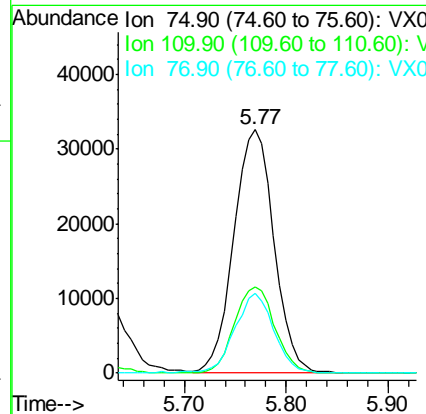
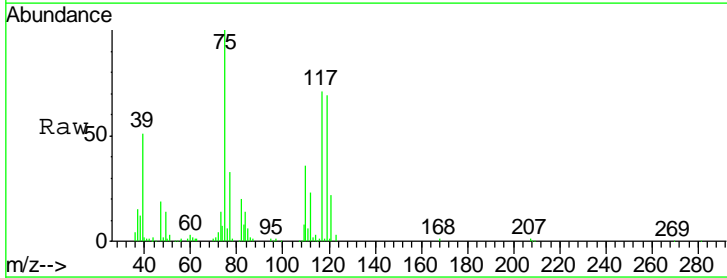
Instrument :  
 MSVOA\_X  
 ClientSampleId :  
 VX0518WBS01

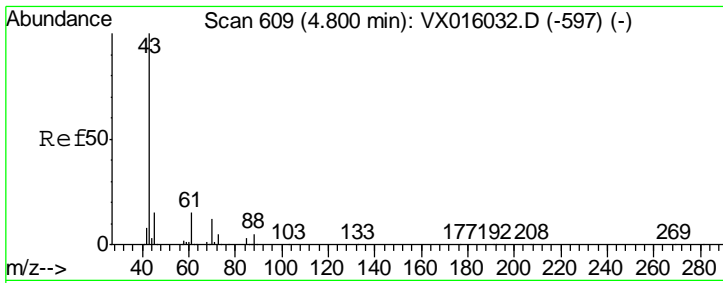
Tgt Ion	Resp	Lower	Upper
113	152226		
113	100		
111	103.1	81.6	122.4
192	22.0	17.0	25.4



#36  
 1,1-Dichloropropene  
 Concen: 17.010 ug/l  
 RT: 5.77 min Scan# 768  
 Delta R.T. -0.00 min  
 Lab File: VX016298.D  
 Acq: 18 May 2020 14:56

Tgt Ion	Resp	Lower	Upper
75	88267		
75	100		
110	35.9	18.1	54.1
77	32.4	25.0	37.6

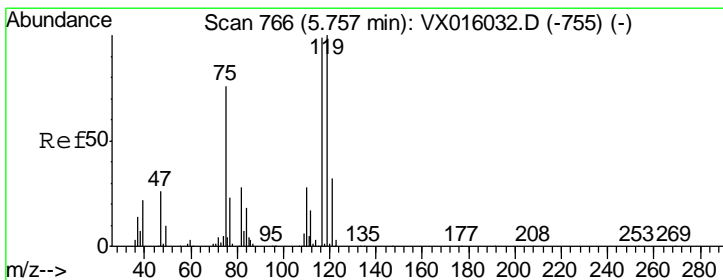
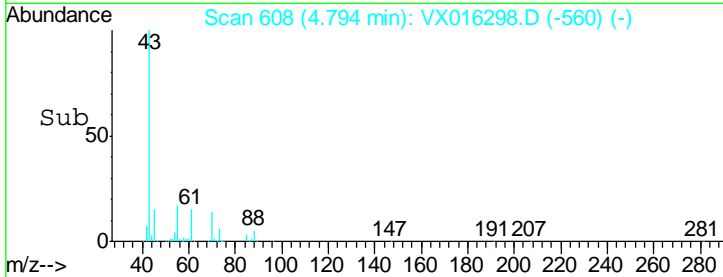
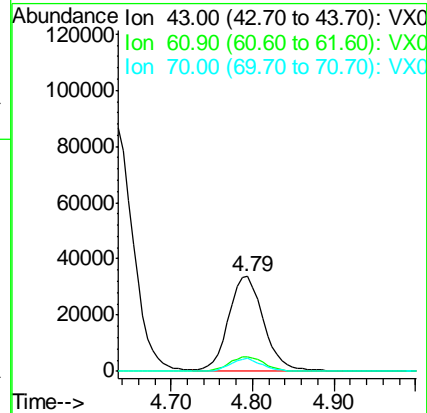
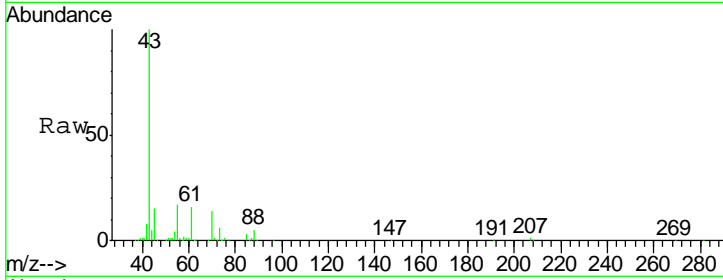




#37  
Ethyl Acetate  
Concen: 16.587 ug/l  
RT: 4.79 min Scan# 608  
Delta R.T. -0.01 min  
Lab File: VX016298.D  
Acq: 18 May 2020 14:56

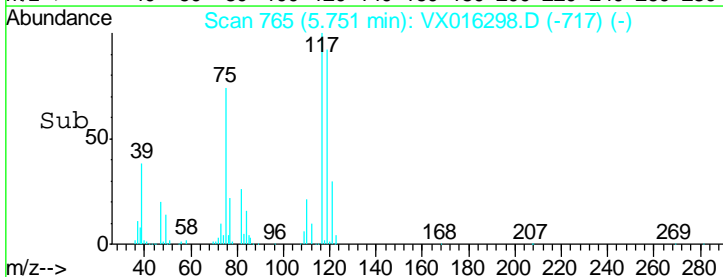
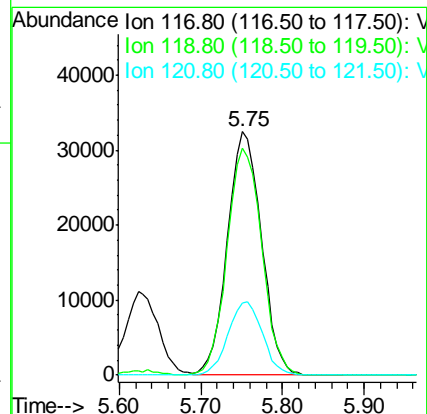
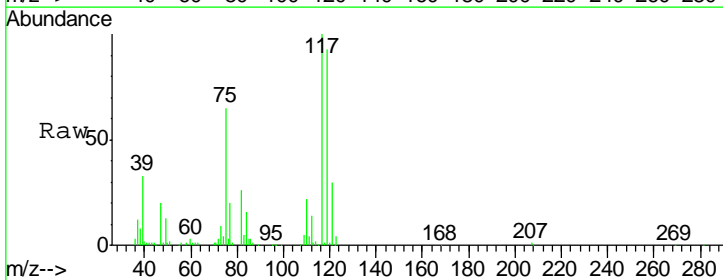
Instrument :  
MSVOA\_X  
ClientSampleId :  
VX0518WBS01

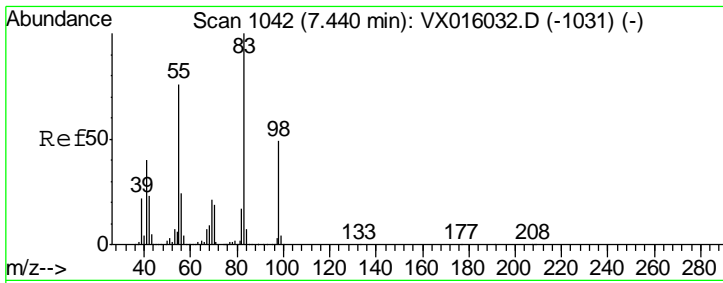
Tgt Ion	Resp	Lower	Upper
43	100		
61	15.6	11.7	17.5
70	12.5	9.3	13.9



#38  
Carbon Tetrachloride  
Concen: 17.778 ug/l  
RT: 5.75 min Scan# 765  
Delta R.T. -0.01 min  
Lab File: VX016298.D  
Acq: 18 May 2020 14:56

Tgt Ion	Resp	Lower	Upper
117	100		
119	93.1	80.3	120.5
121	29.7	25.7	38.5

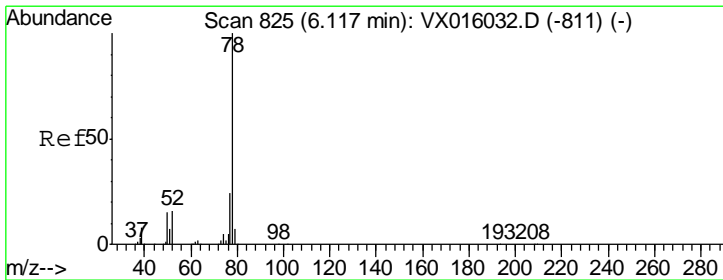
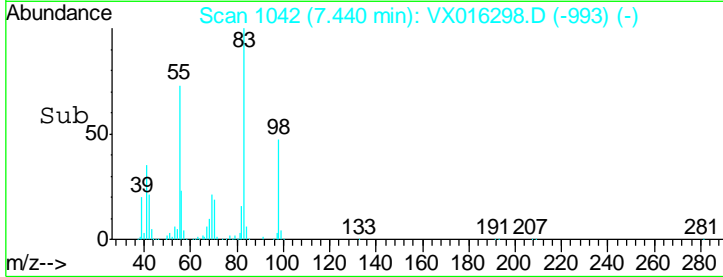
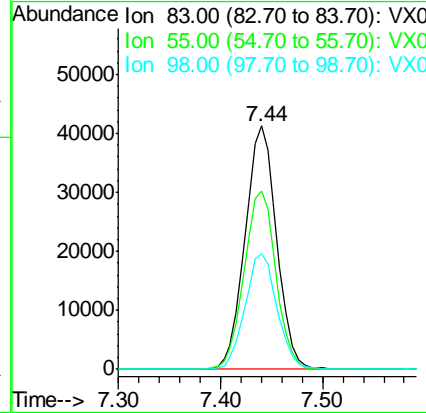
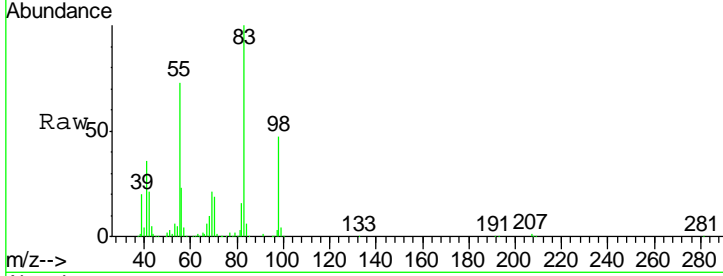




#39  
 Methylcyclohexane  
 Concen: 14.150 ug/l  
 RT: 7.44 min Scan# 1042  
 Delta R.T. -0.00 min  
 Lab File: VX016298.D  
 Acq: 18 May 2020 14:56

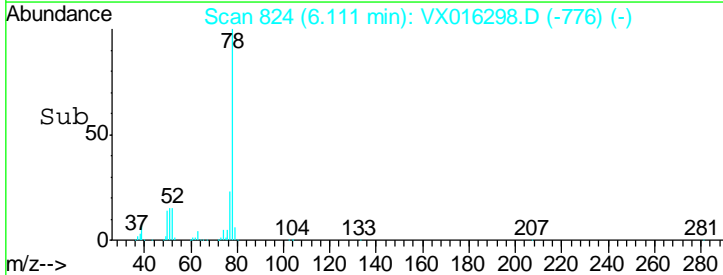
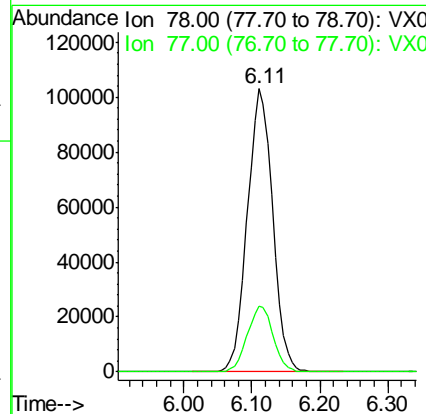
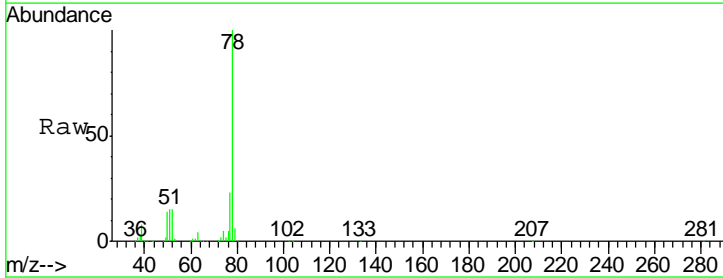
Instrument :  
 MSVOA\_X  
 ClientSampled :  
 VX0518WBS01

Tgt Ion	Resp	Lower	Upper
83	100		
55	73.4	61.1	91.7
98	47.5	39.0	58.4

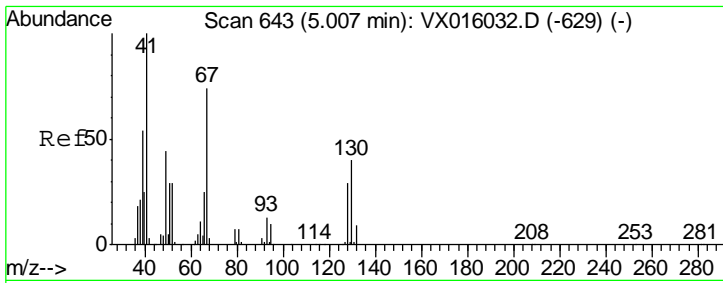


#40  
 Benzene  
 Concen: 17.571 ug/l  
 RT: 6.11 min Scan# 824  
 Delta R.T. -0.01 min  
 Lab File: VX016298.D  
 Acq: 18 May 2020 14:56

Tgt Ion	Resp	Lower	Upper
78	100		
77	23.2	19.0	28.4



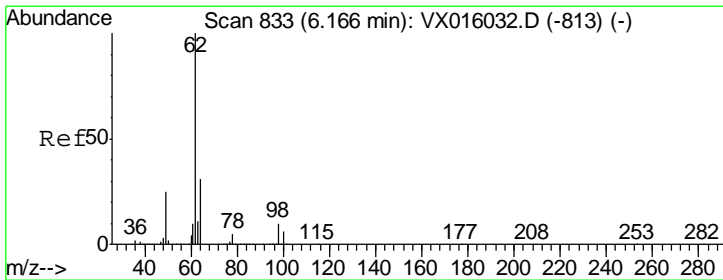
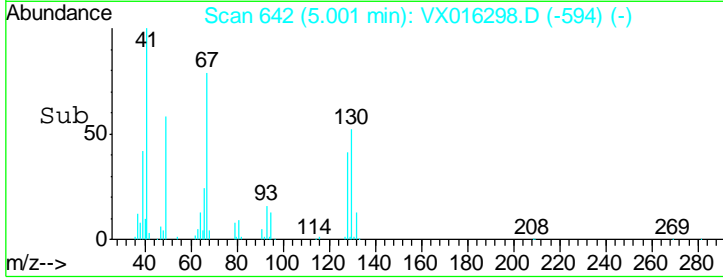
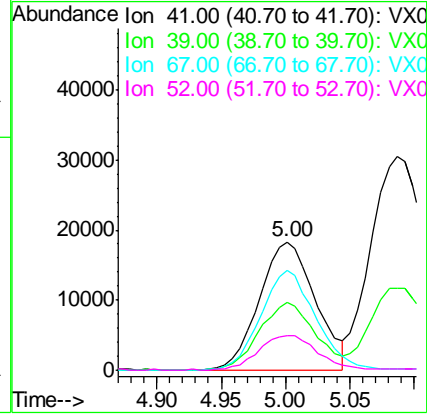
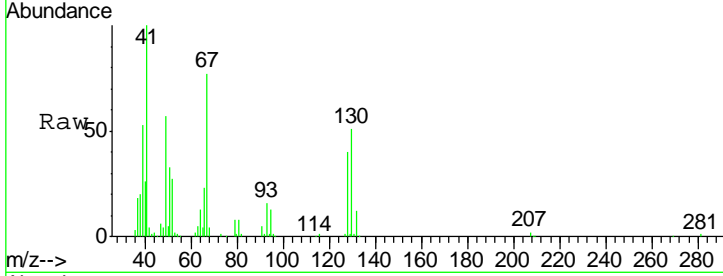




#41  
 Methacrylonitrile  
 Concen: 16.971 ug/l  
 RT: 5.00 min Scan# 642  
 Delta R.T. -0.01 min  
 Lab File: VX016298.D  
 Acq: 18 May 2020 14:56

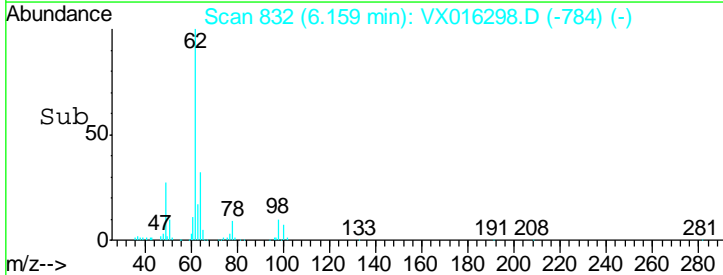
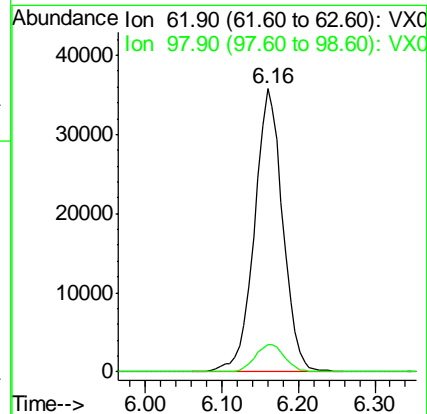
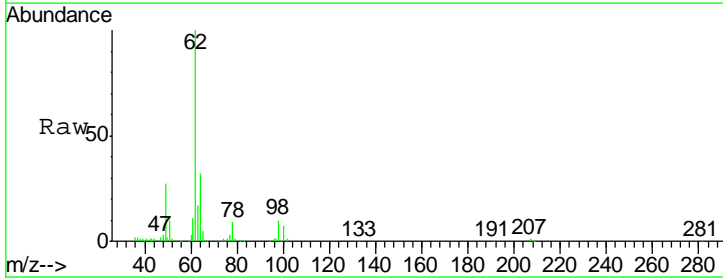
**Instrument :**  
 MSVOA\_X  
**ClientSampled :**  
 VX0518WBS01

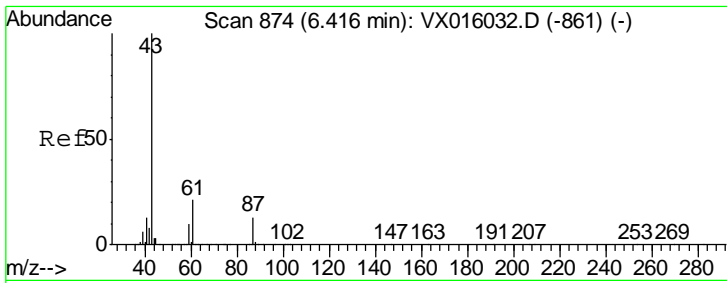
Tgt Ion	Resp	Lower	Upper
41	100		
39	53.1	43.2	64.8
67	77.2	59.3	88.9
52	29.7	23.5	35.3



#42  
 1,2-Dichloroethane  
 Concen: 16.875 ug/l  
 RT: 6.16 min Scan# 832  
 Delta R.T. -0.01 min  
 Lab File: VX016298.D  
 Acq: 18 May 2020 14:56

Tgt Ion	Resp	Lower	Upper
62	100		
98	10.2	0.0	19.4



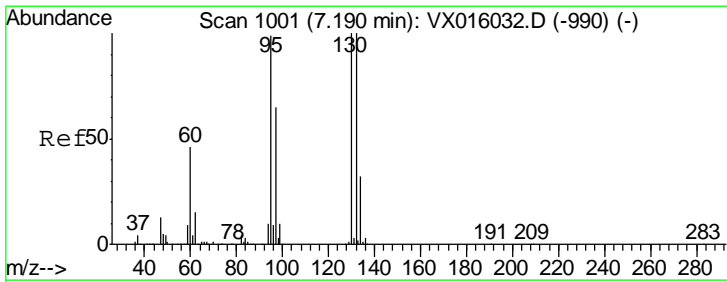
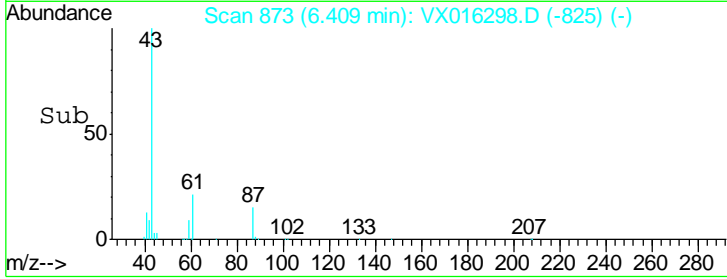
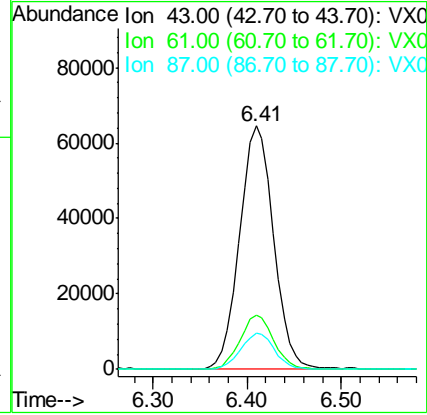
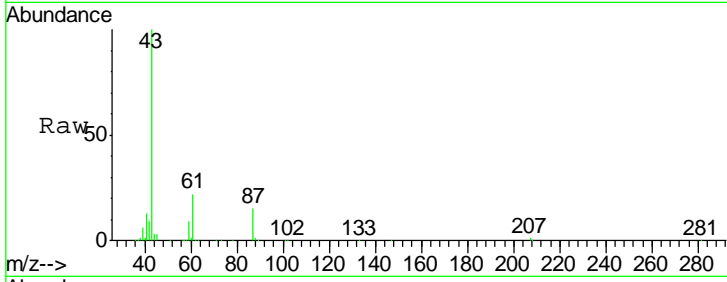


#43  
 Isopropyl Acetate  
 Concen: 16.939 ug/l  
 RT: 6.41 min Scan# 873  
 Delta R.T. -0.01 min  
 Lab File: VX016298.D  
 Acq: 18 May 2020 14:56

Instrument :  
 MSVOA\_X  
 ClientSampled :  
 VX0518WBS01

Tgt Ion: 43 Resp: 162544

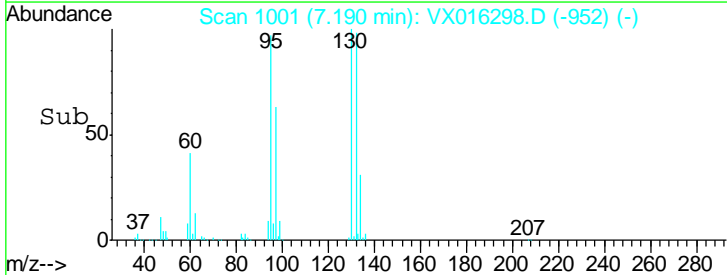
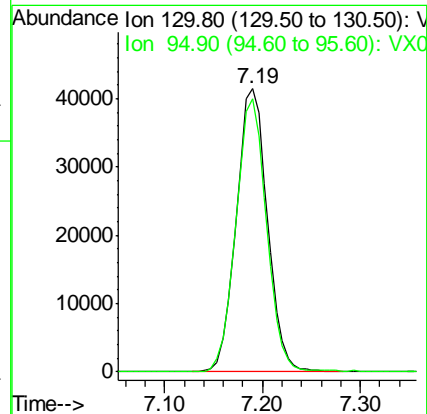
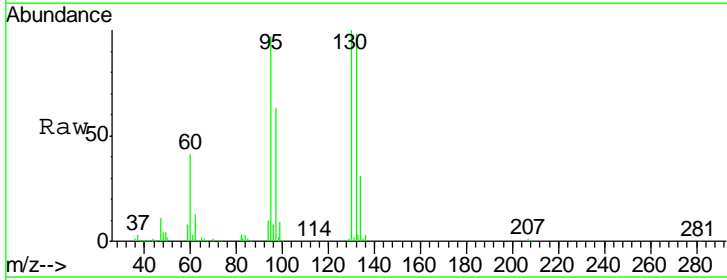
Ion	Ratio	Lower	Upper
43	100		
61	22.0	17.0	25.4
87	14.8	11.0	16.6

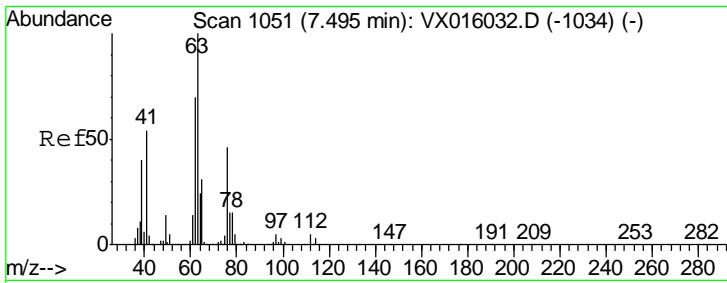


#44  
 Trichloroethene  
 Concen: 16.986 ug/l  
 RT: 7.19 min Scan# 1001  
 Delta R.T. -0.00 min  
 Lab File: VX016298.D  
 Acq: 18 May 2020 14:56

Tgt Ion: 130 Resp: 91622

Ion	Ratio	Lower	Upper
130	100		
95	96.6	0.0	197.4

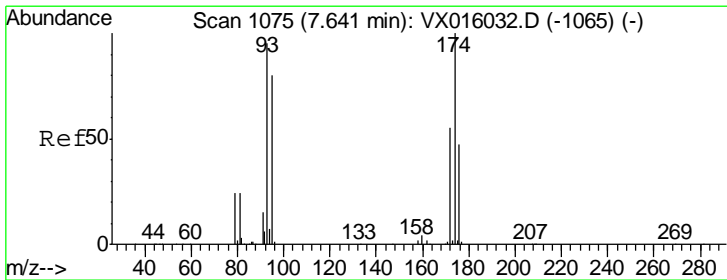
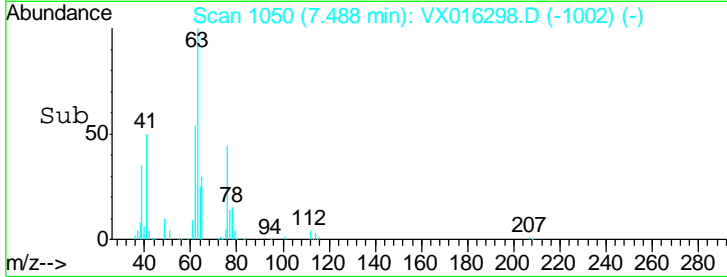
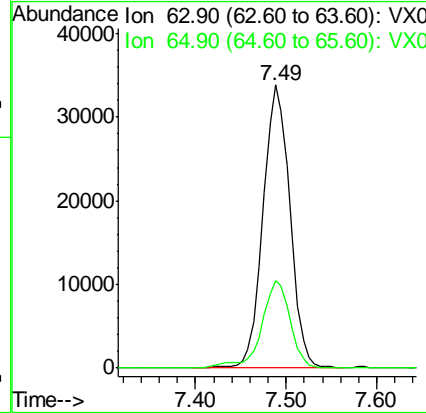
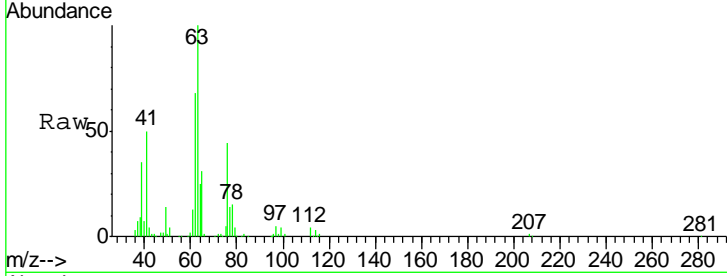




#45  
 1,2-Dichloropropane  
 Concen: 18.132 ug/l  
 RT: 7.49 min Scan# 1050  
 Delta R.T. -0.01 min  
 Lab File: VX016298.D  
 Acq: 18 May 2020 14:56

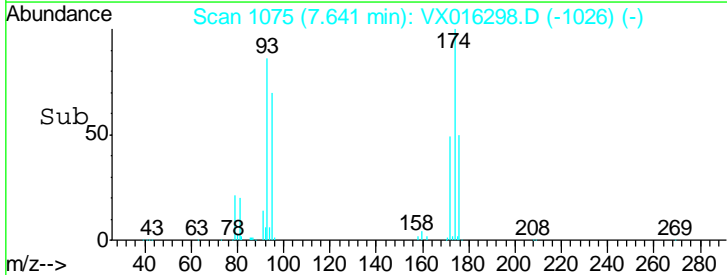
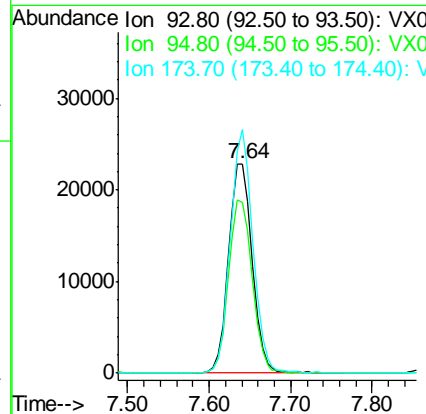
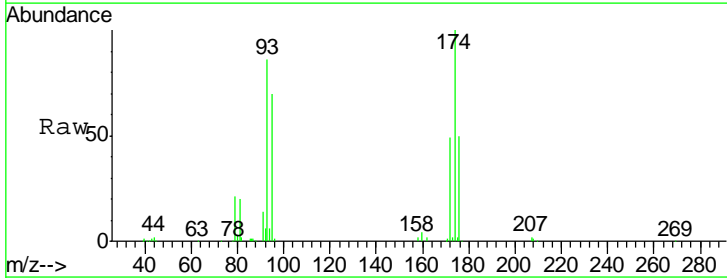
Instrument :  
 MSVOA\_X  
 ClientSampled :  
 VX0518WBS01

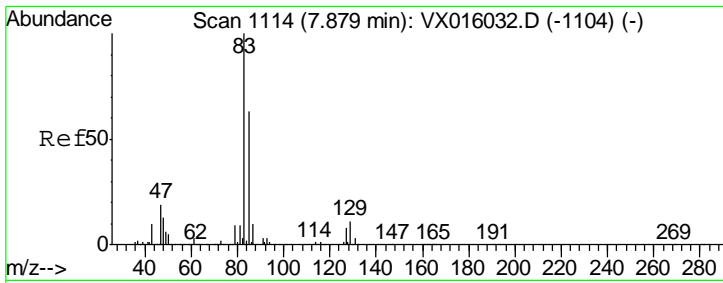
Tgt Ion: 63 Resp: 69660  
 Ion Ratio Lower Upper  
 63 100  
 65 31.0 24.4 36.6



#46  
 Dibromomethane  
 Concen: 17.494 ug/l  
 RT: 7.64 min Scan# 1075  
 Delta R.T. -0.00 min  
 Lab File: VX016298.D  
 Acq: 18 May 2020 14:56

Tgt Ion: 93 Resp: 45672  
 Ion Ratio Lower Upper  
 93 100  
 95 82.9 66.6 100.0  
 174 109.9 84.2 126.4

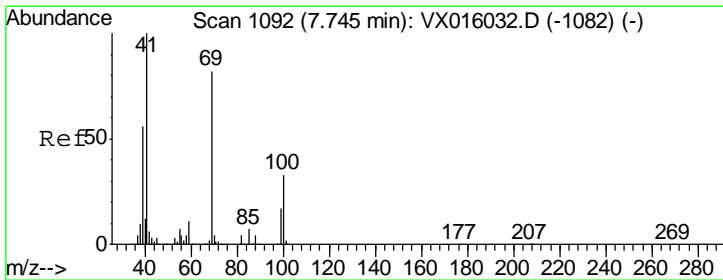
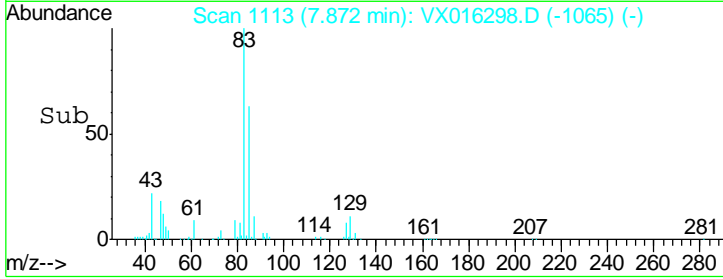
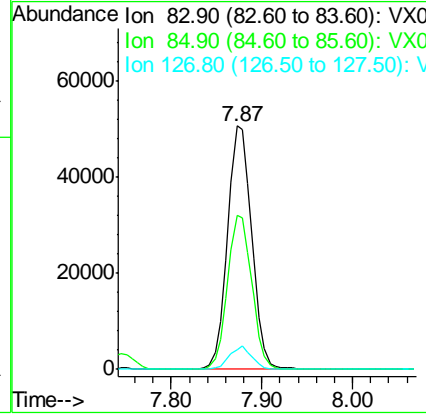
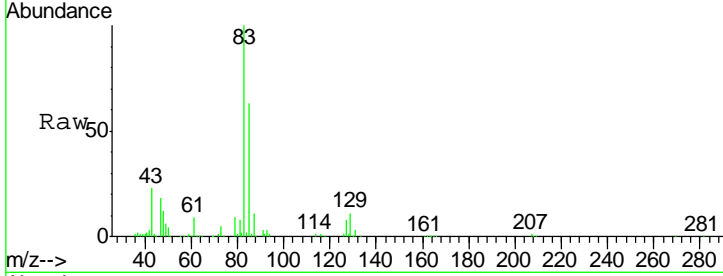




#47  
 Bromodichloromethane  
 Concen: 17.706 ug/l  
 RT: 7.87 min Scan# 1113  
 Delta R.T. -0.01 min  
 Lab File: VX016298.D  
 Acq: 18 May 2020 14:56

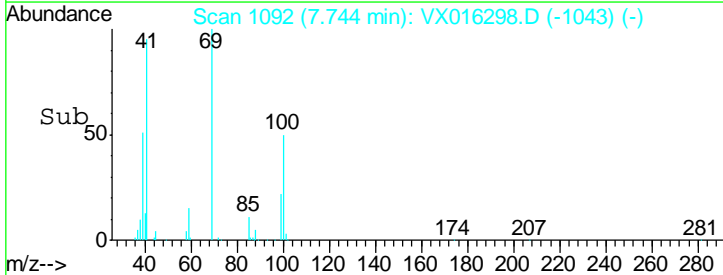
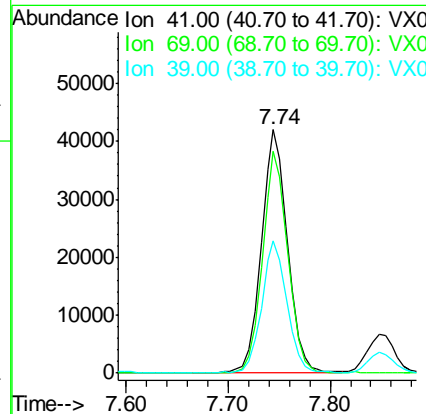
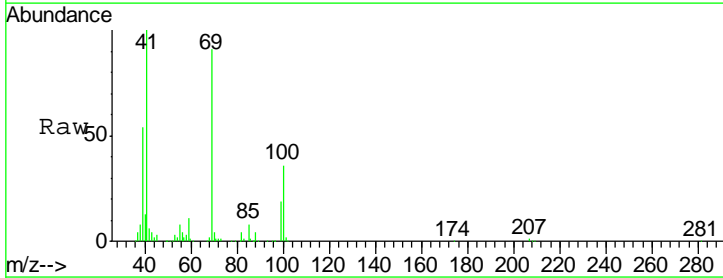
Instrument :  
 MSVOA\_X  
 ClientSampled :  
 VX0518WBS01

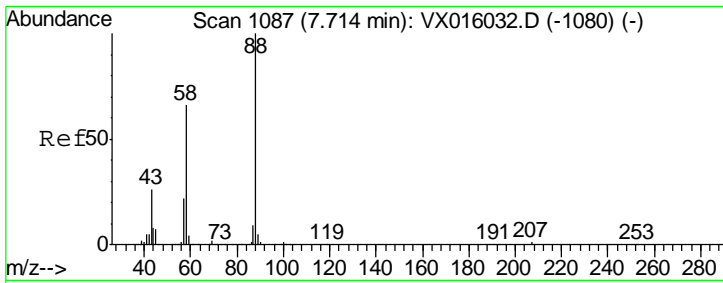
Tgt Ion	Resp	Lower	Upper
83	100		
85	63.1	50.5	75.7
127	7.9	6.7	10.1



#48  
 Methyl methacrylate  
 Concen: 16.375 ug/l  
 RT: 7.74 min Scan# 1092  
 Delta R.T. -0.00 min  
 Lab File: VX016298.D  
 Acq: 18 May 2020 14:56

Tgt Ion	Resp	Lower	Upper
41	100		
69	88.6	67.8	101.6
39	52.9	44.6	67.0

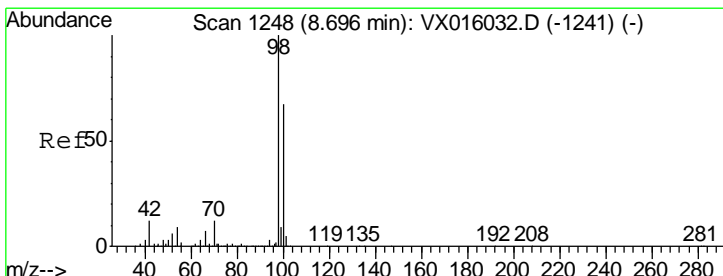
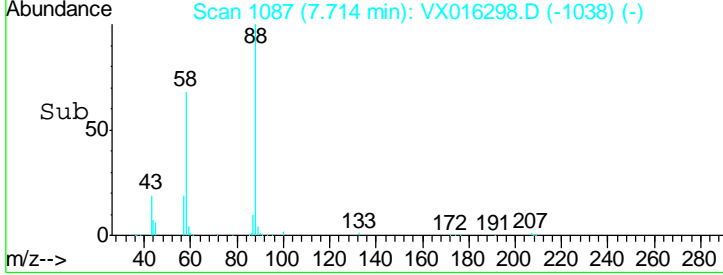
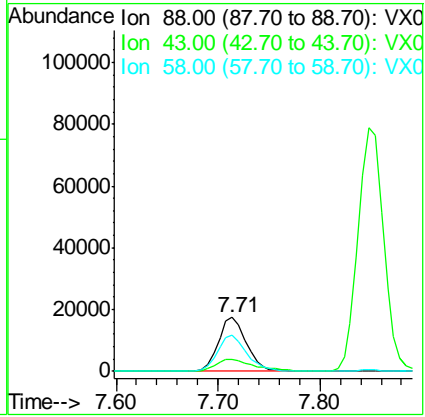
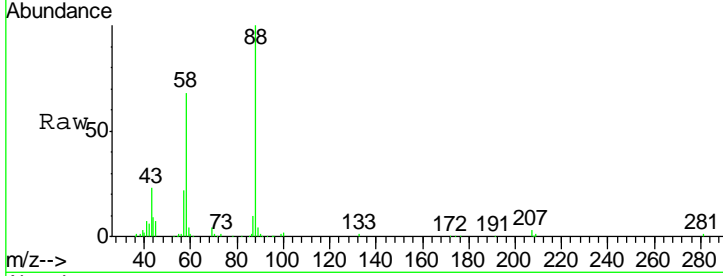




#49  
 1,4-Dioxane  
 Concen: 307.507 ug/l  
 RT: 7.71 min Scan# 1087  
 Delta R.T. -0.00 min  
 Lab File: VX016298.D  
 Acq: 18 May 2020 14:56

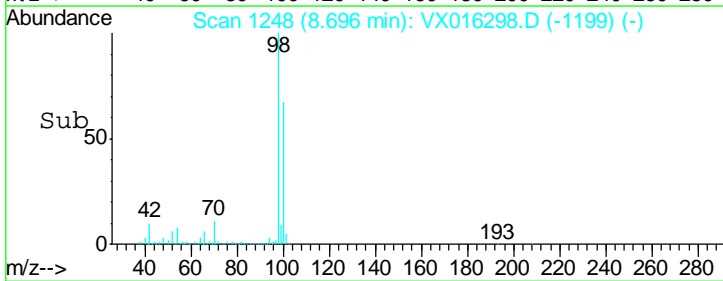
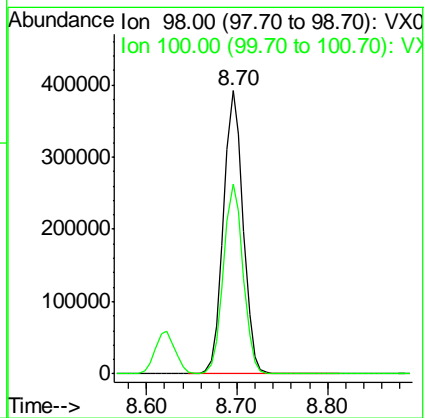
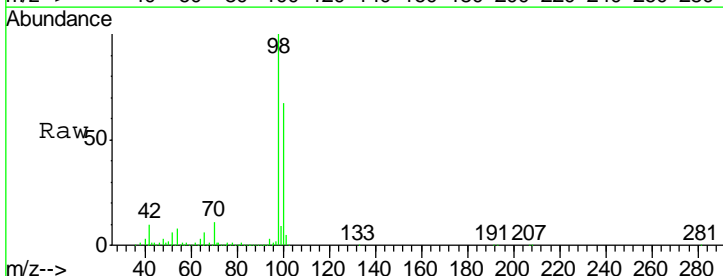
**Instrument :**  
 MSVOA\_X  
**ClientSampled :**  
 VX0518WBS01

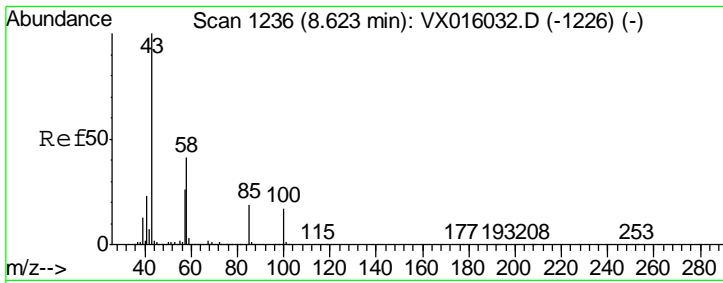
Tgt Ion	Resp	Lower	Upper
88	33534		
43	29.0	25.3	37.9
58	70.0	55.9	83.9



#50  
 Toluene-d8  
 Concen: 45.963 ug/l  
 RT: 8.70 min Scan# 1248  
 Delta R.T. -0.00 min  
 Lab File: VX016298.D  
 Acq: 18 May 2020 14:56

Tgt Ion	Resp	Lower	Upper
98	591453		
100	67.2	53.7	80.5

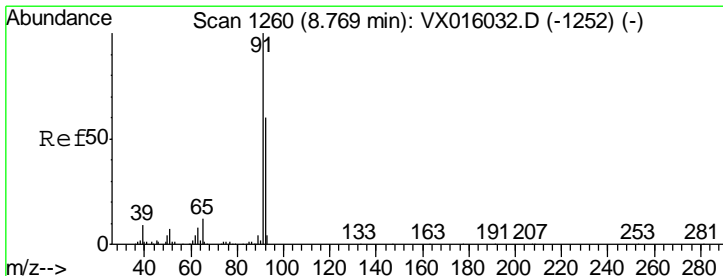
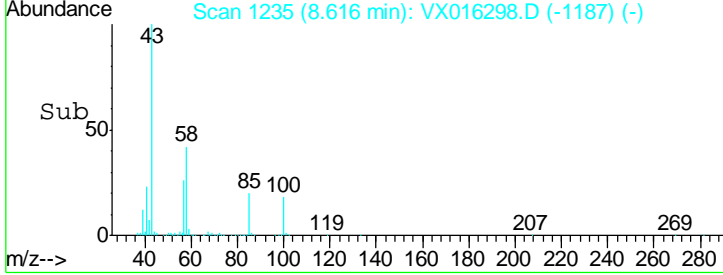
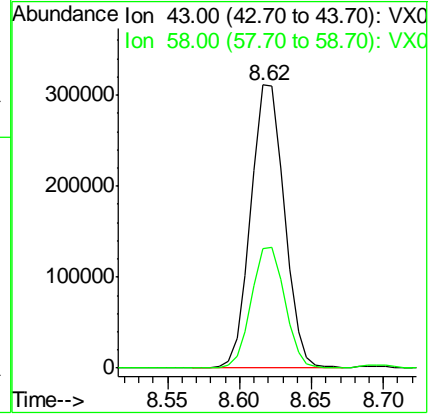
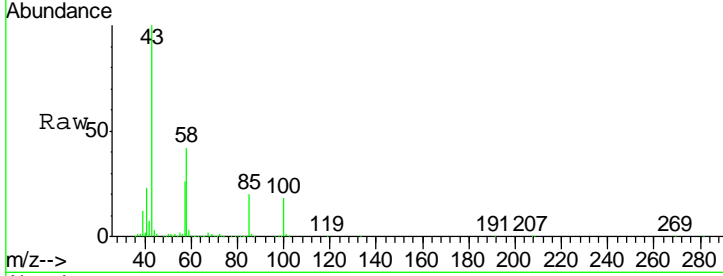




#51  
 4-Methyl-2-Pentanone  
 Concen: 85.197 ug/l  
 RT: 8.62 min Scan# 1235  
 Delta R.T. -0.01 min  
 Lab File: VX016298.D  
 Acq: 18 May 2020 14:56

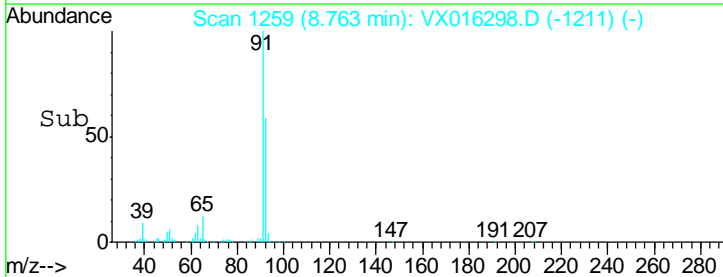
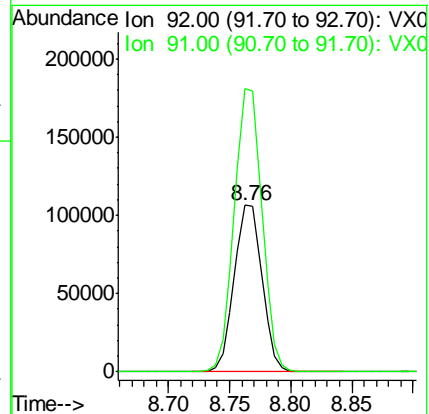
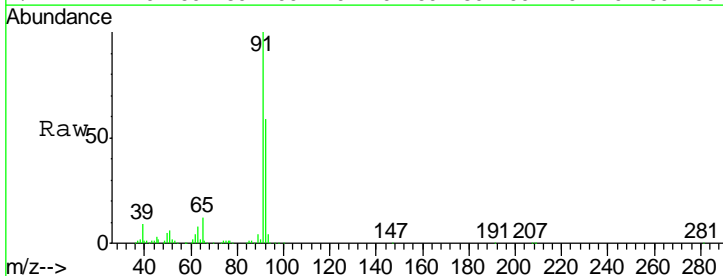
Instrument : MSVOA\_X  
 ClientSampled : VX0518WBS01

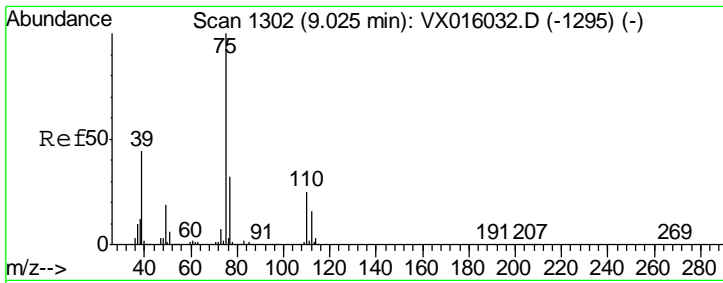
Tgt Ion	Resp	Lower	Upper
43	100		
58	42.6	33.0	49.4



#52  
 Toluene  
 Concen: 17.777 ug/l  
 RT: 8.76 min Scan# 1259  
 Delta R.T. -0.01 min  
 Lab File: VX016298.D  
 Acq: 18 May 2020 14:56

Tgt Ion	Resp	Lower	Upper
92	100		
91	169.2	134.5	201.7

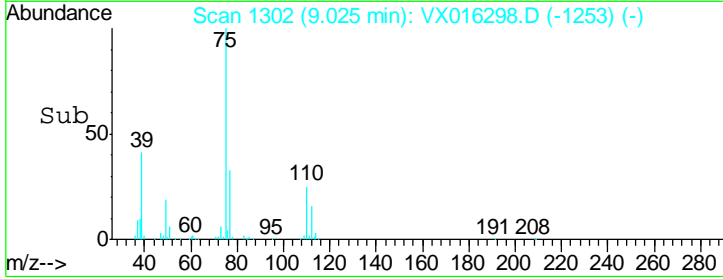
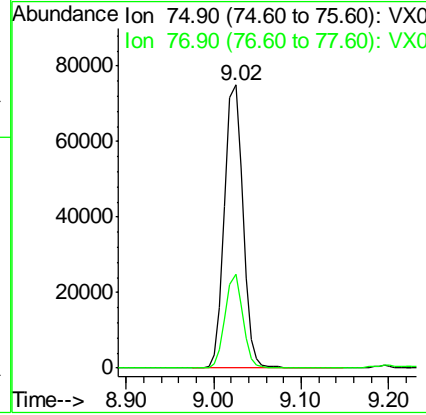
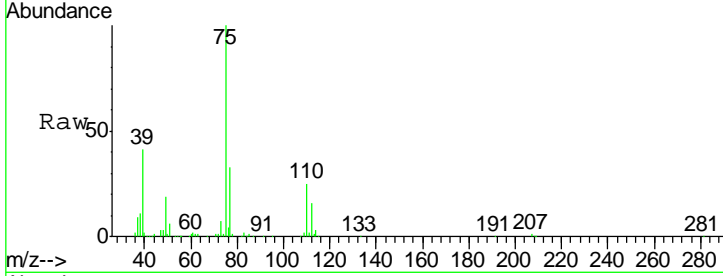




#53  
 t-1,3-Dichloropropene  
 Concen: 17.340 ug/l  
 RT: 9.02 min Scan# 1302  
 Delta R.T. -0.00 min  
 Lab File: VX016298.D  
 Acq: 18 May 2020 14:56

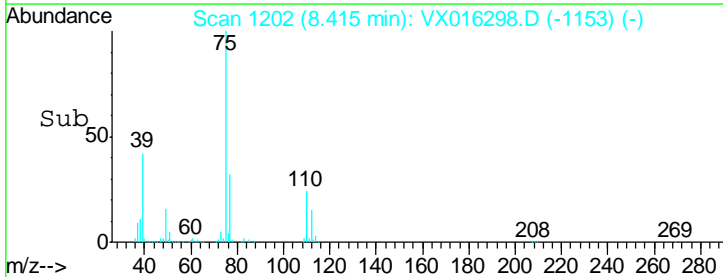
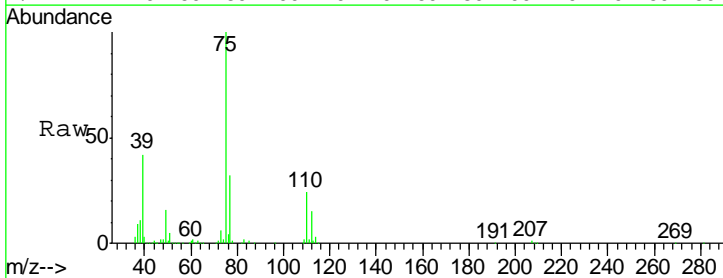
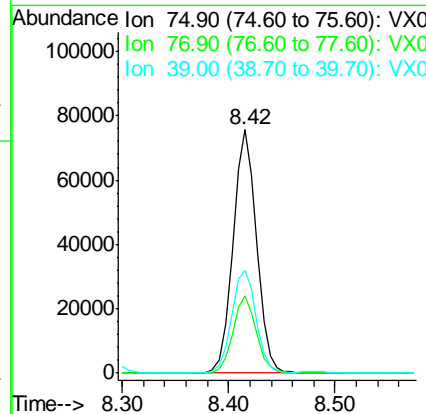
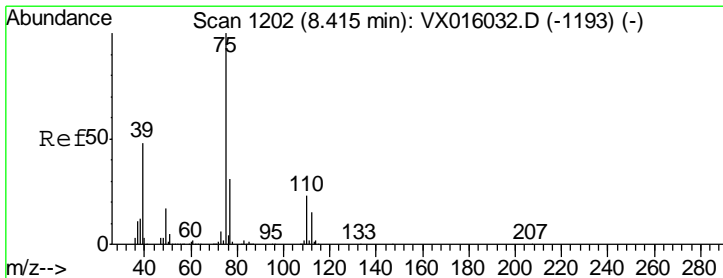
Instrument : MSVOA\_X  
 ClientSampled : VX0518WBS01

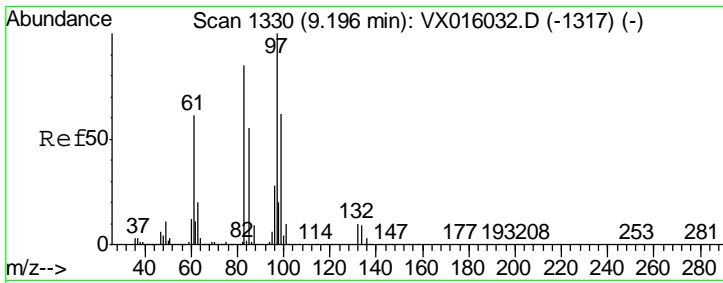
Tgt Ion	Resp	Lower	Upper
75	109930		
77	33.2	25.7	38.5



#54  
 cis-1,3-Dichloropropene  
 Concen: 17.650 ug/l  
 RT: 8.42 min Scan# 1202  
 Delta R.T. -0.00 min  
 Lab File: VX016298.D  
 Acq: 18 May 2020 14:56

Tgt Ion	Resp	Lower	Upper
75	116874		
77	31.8	24.7	37.1
39	41.8	38.7	58.1

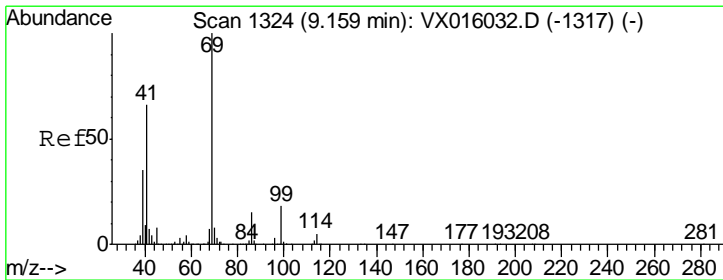
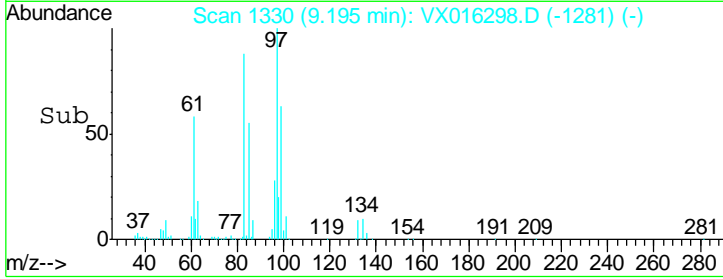
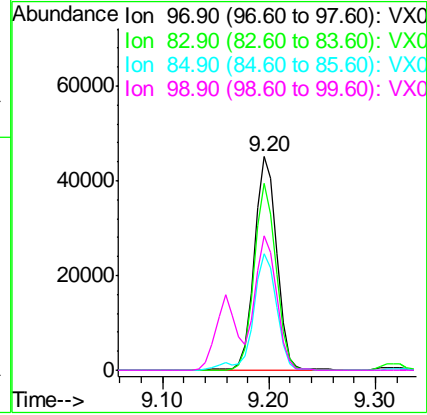
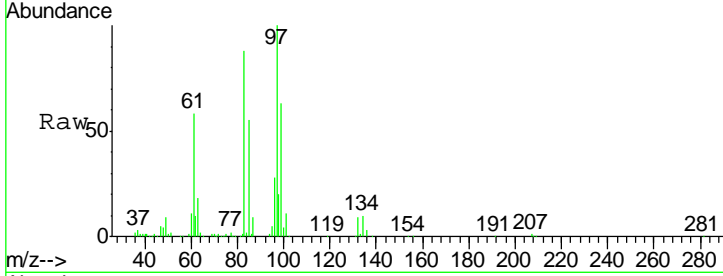




#55  
 1,1,2-Trichloroethane  
 Concen: 17.955 ug/l  
 RT: 9.20 min Scan# 1330  
 Delta R.T. -0.00 min  
 Lab File: VX016298.D  
 Acq: 18 May 2020 14:56

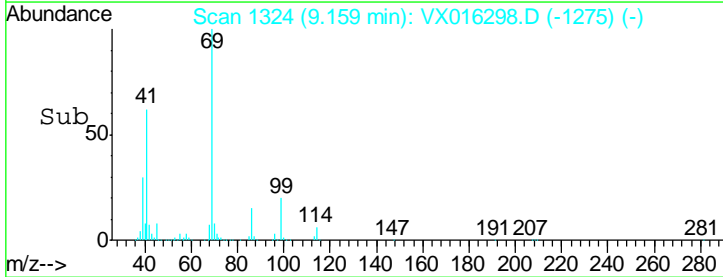
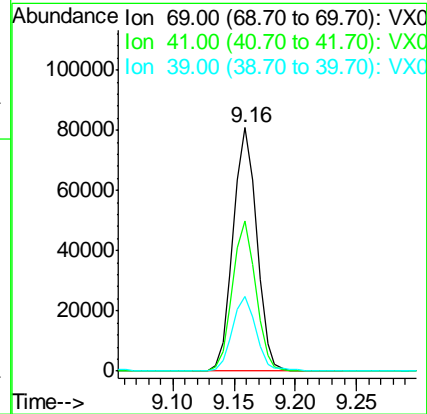
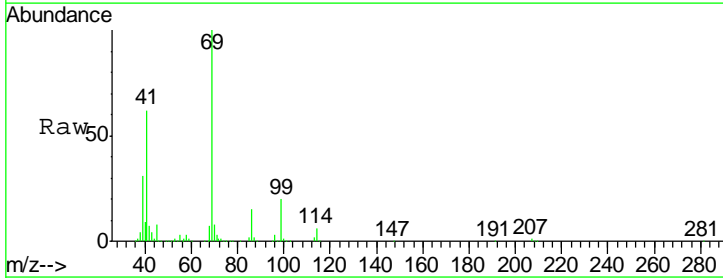
**Instrument :**  
 MSVOA\_X  
**ClientSampled :**  
 VX0518WBS01

Tgt Ion	Resp	Lower	Upper
97	100		
83	87.6	67.8	101.8
85	54.8	43.8	65.8
99	62.6	49.4	74.0

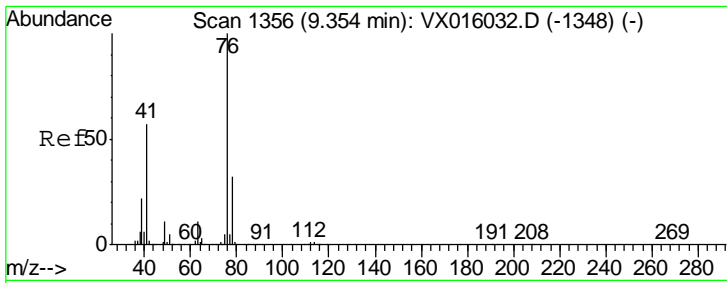


#56  
 Ethyl methacrylate  
 Concen: 17.756 ug/l  
 RT: 9.16 min Scan# 1324  
 Delta R.T. -0.00 min  
 Lab File: VX016298.D  
 Acq: 18 May 2020 14:56

Tgt Ion	Resp	Lower	Upper
69	100		
41	61.5	52.2	78.4
39	30.8	28.2	42.4



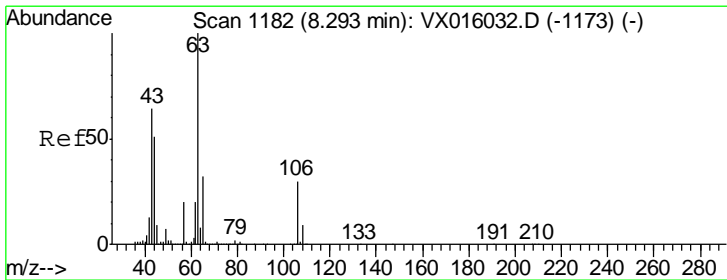
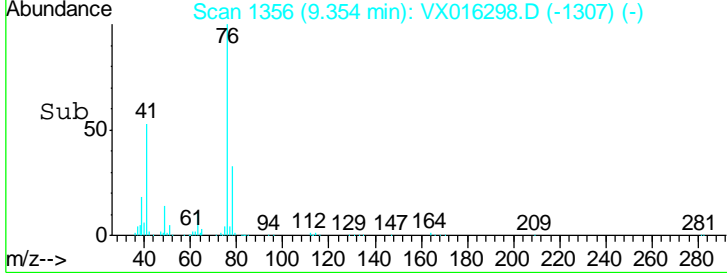
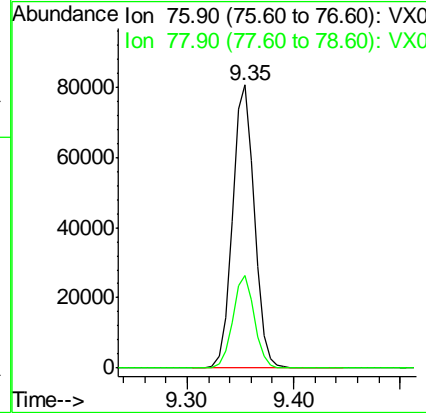
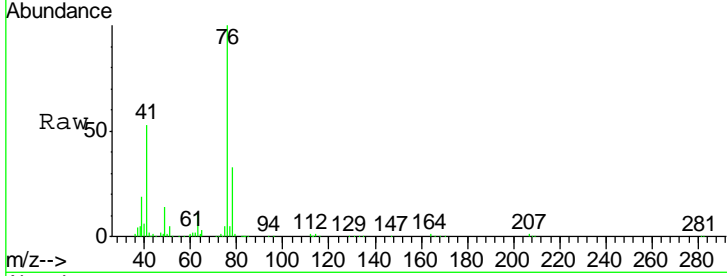




#57  
 1,3-Dichloropropane  
 Concen: 17.847 ug/l  
 RT: 9.35 min Scan# 1356  
 Delta R.T. -0.00 min  
 Lab File: VX016298.D  
 Acq: 18 May 2020 14:56

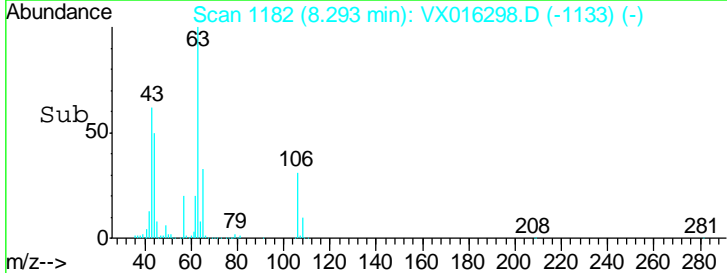
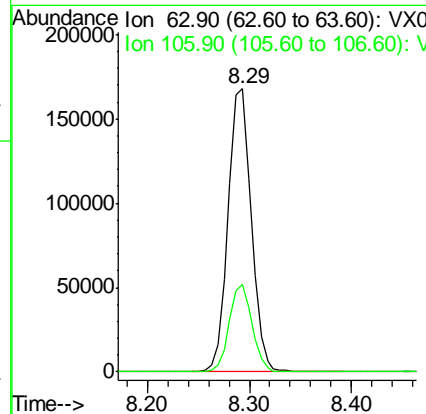
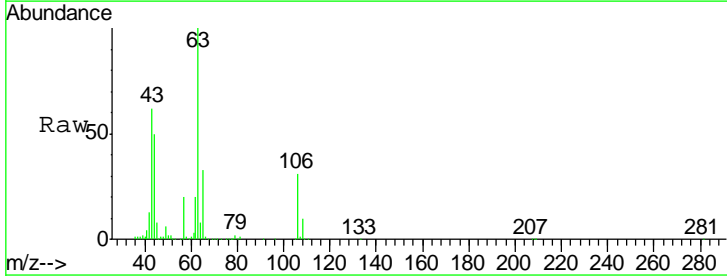
Instrument : MSVOA\_X  
 ClientSampled : VX0518WBS01

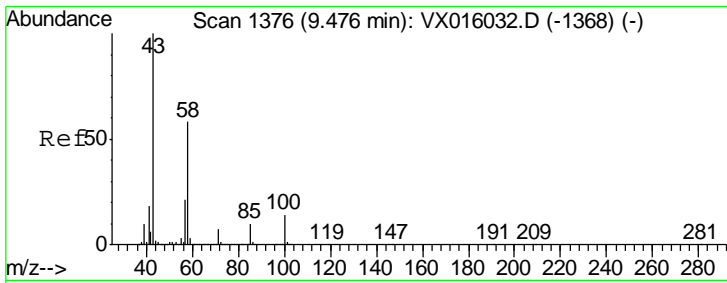
Tgt Ion	Resp	Lower	Upper
76	115949		
78	32.5	25.9	38.9



#58  
 2-Chloroethyl Vinyl ether  
 Concen: 82.179 ug/l  
 RT: 8.29 min Scan# 1182  
 Delta R.T. -0.00 min  
 Lab File: VX016298.D  
 Acq: 18 May 2020 14:56

Tgt Ion	Resp	Lower	Upper
63	265898		
106	30.2	23.4	35.2

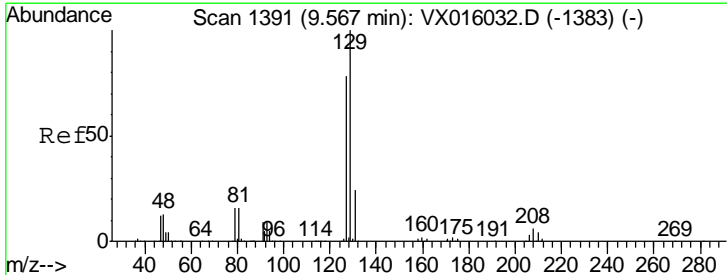
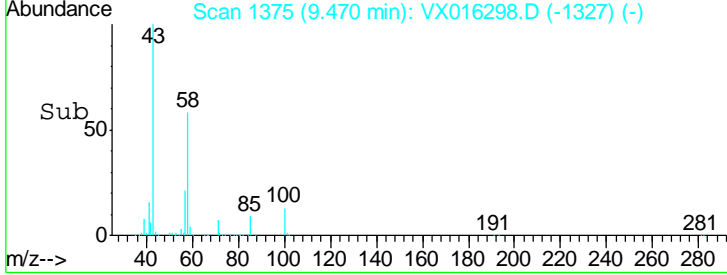
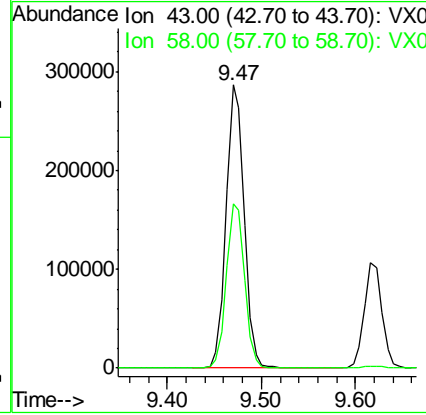
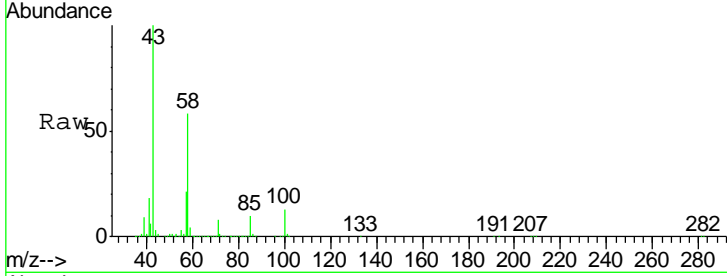




#59  
 2-Hexanone  
 Concen: 82.365 ug/l  
 RT: 9.47 min Scan# 1375  
 Delta R.T. -0.01 min  
 Lab File: VX016298.D  
 Acq: 18 May 2020 14:56

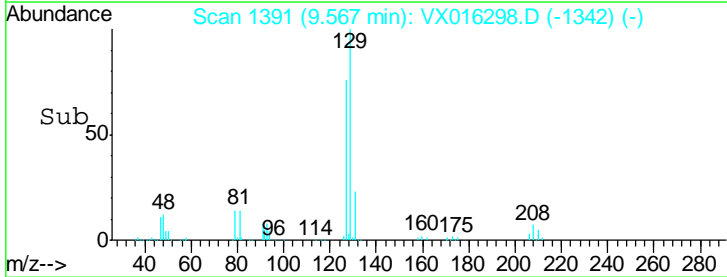
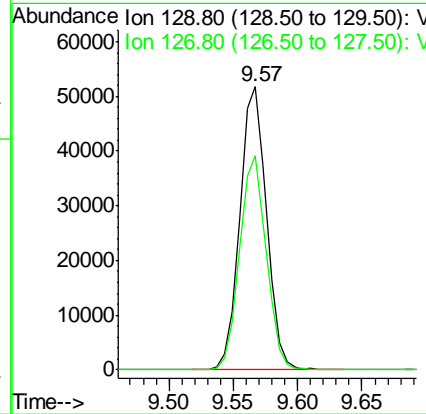
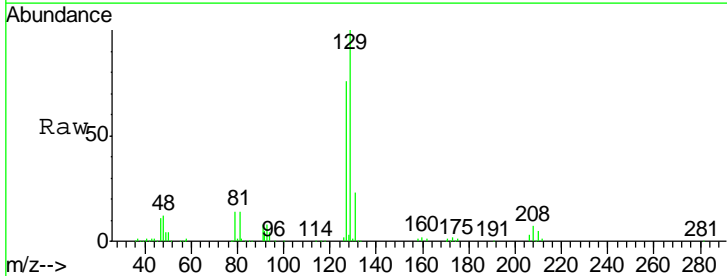
Instrument : MSVOA\_X  
 ClientSampled : VX0518WBS01

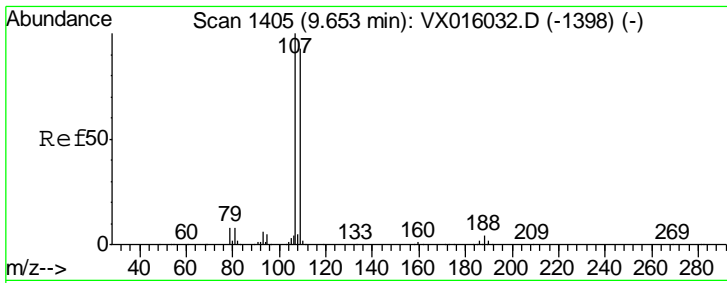
Tgt Ion	Resp	Lower	Upper
43	100		
58	58.9	28.6	85.9



#60  
 Dibromochloromethane  
 Concen: 18.151 ug/l  
 RT: 9.57 min Scan# 1391  
 Delta R.T. -0.00 min  
 Lab File: VX016298.D  
 Acq: 18 May 2020 14:56

Tgt Ion	Resp	Lower	Upper
129	100		
127	75.7	38.4	115.2

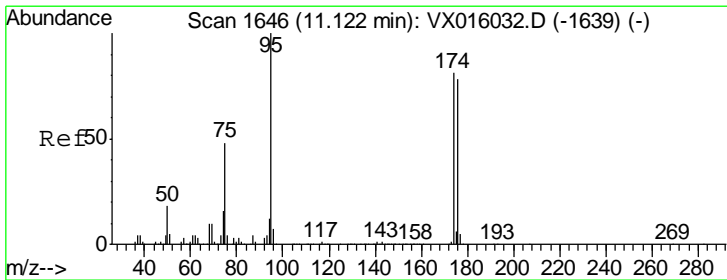
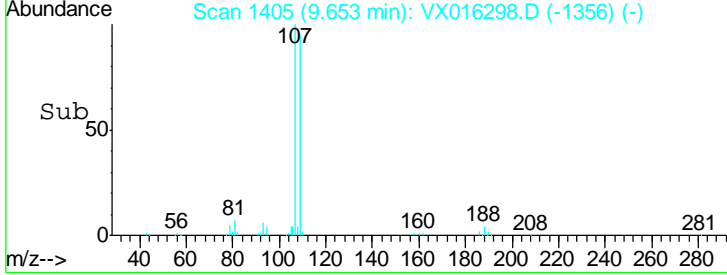
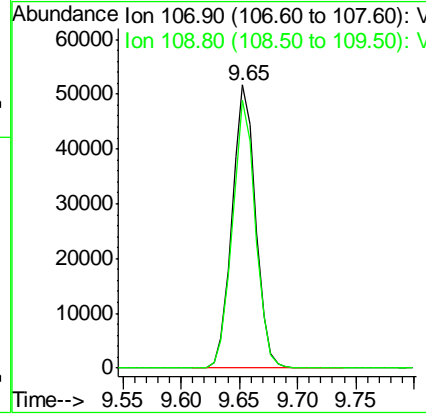
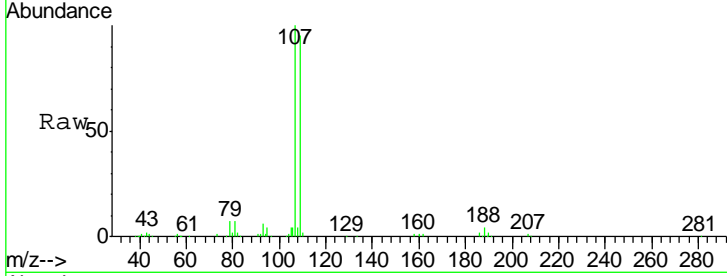




#61  
 1,2-Dibromoethane  
 Concen: 17.968 ug/l  
 RT: 9.65 min Scan# 1405  
 Delta R.T. -0.00 min  
 Lab File: VX016298.D  
 Acq: 18 May 2020 14:56

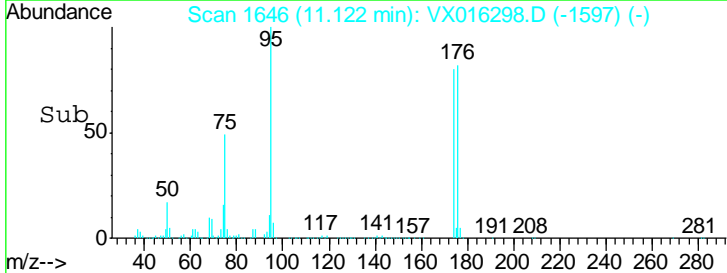
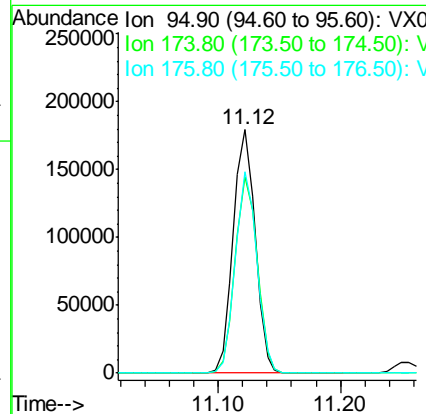
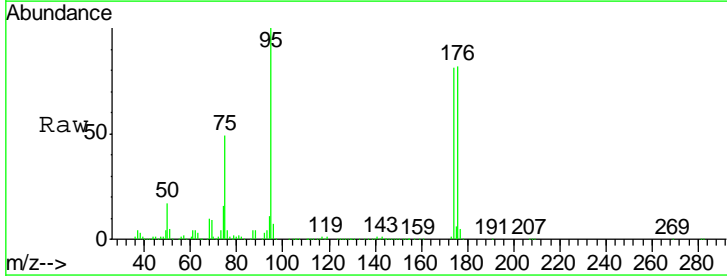
Instrument :  
 MSVOA\_X  
 ClientSampleId :  
 VX0518WBS01

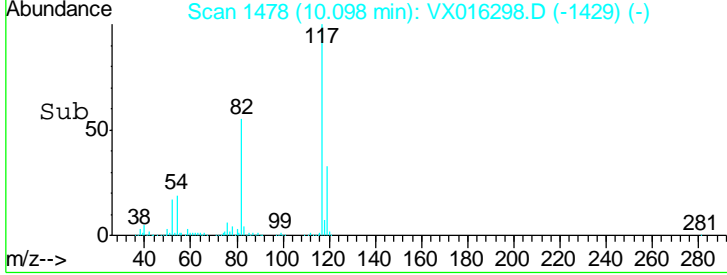
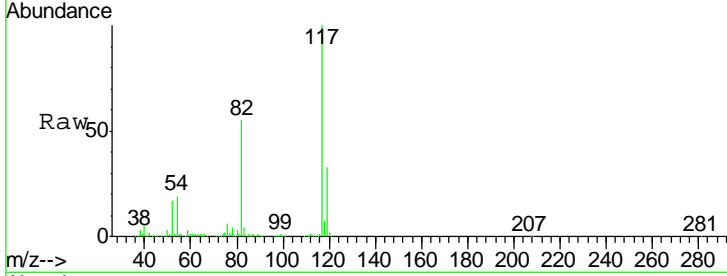
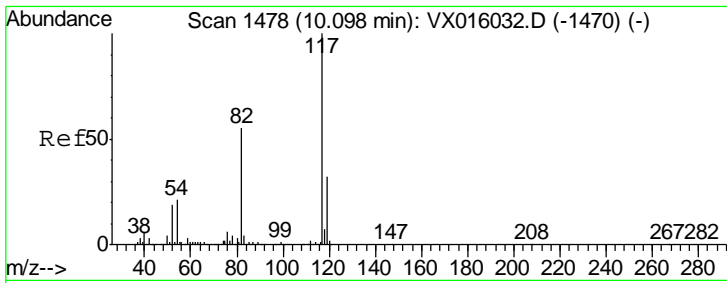
Tgt Ion	Resp	Lower	Upper
107	72466		
109	93.2	74.9	112.3



#62  
 4-Bromofluorobenzene  
 Concen: 45.509 ug/l  
 RT: 11.12 min Scan# 1646  
 Delta R.T. -0.00 min  
 Lab File: VX016298.D  
 Acq: 18 May 2020 14:56

Tgt Ion	Resp	Lower	Upper
95	222738		
174	81.3	0.0	159.4
176	80.9	0.0	157.6

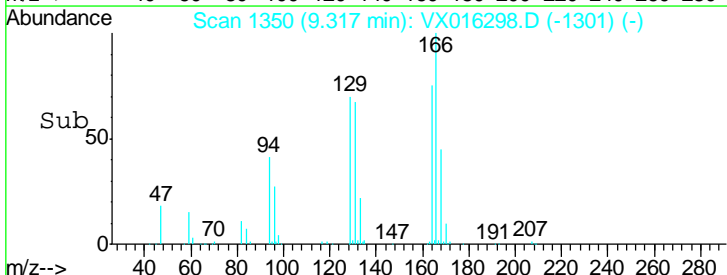
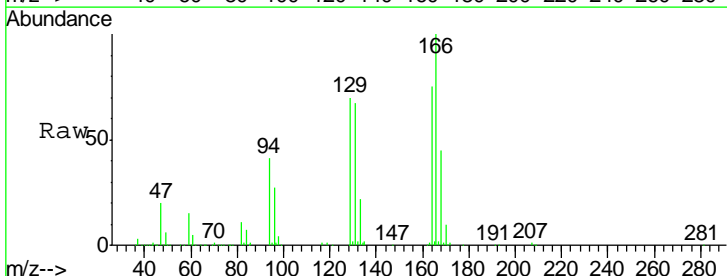
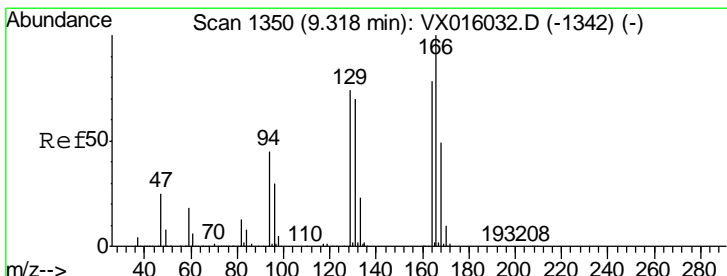
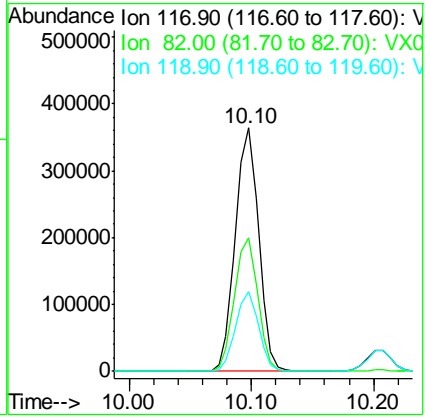




#63  
 Chlorobenzene-d5  
 Concen: 50.000 ug/l  
 RT: 10.10 min Scan# 1478  
 Delta R.T. -0.00 min  
 Lab File: VX016298.D  
 Acq: 18 May 2020 14:56

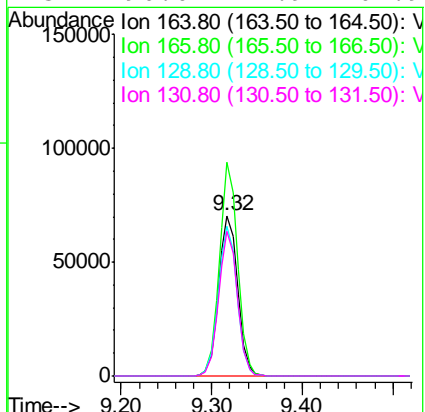
Instrument : MSVOA\_X  
 ClientSampled : VX0518WBS01

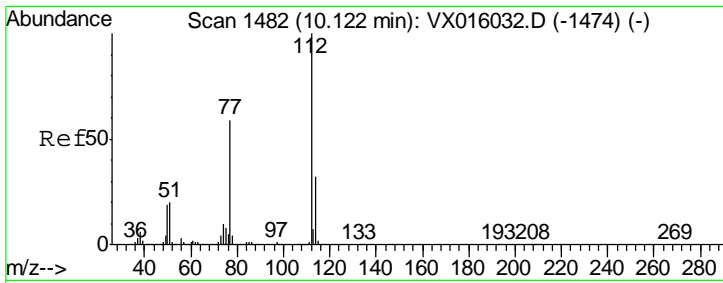
Tgt Ion	Resp	Lower	Upper
117	479375		
82	54.6	44.4	66.6
119	32.8	25.5	38.3



#64  
 Tetrachloroethene  
 Concen: 17.501 ug/l  
 RT: 9.32 min Scan# 1350  
 Delta R.T. -0.00 min  
 Lab File: VX016298.D  
 Acq: 18 May 2020 14:56

Tgt Ion	Resp	Lower	Upper
164	102990		
166	133.4	102.9	154.3
129	93.8	76.1	114.1
131	90.0	71.9	107.9

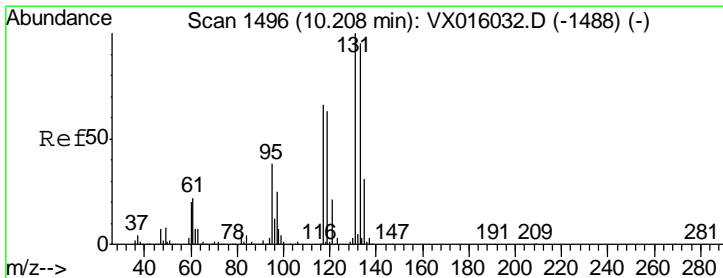
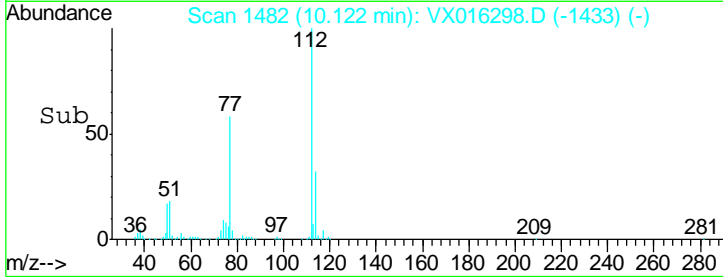
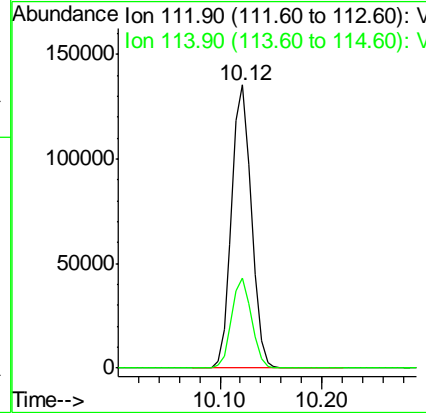
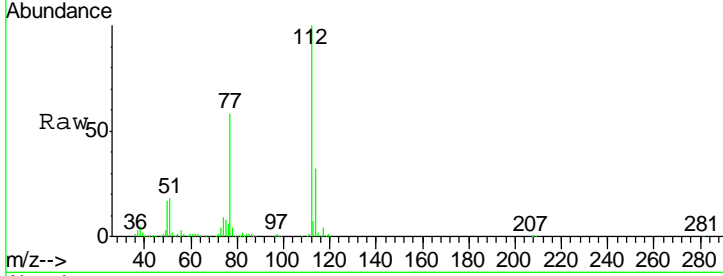




#65  
 Chlorobenzene  
 Concen: 18.067 ug/l  
 RT: 10.12 min Scan# 1482  
 Delta R.T. -0.00 min  
 Lab File: VX016298.D  
 Acq: 18 May 2020 14:56

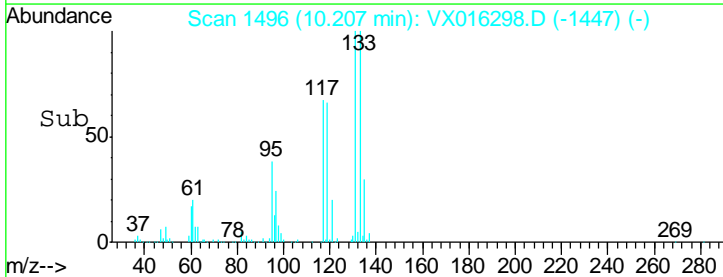
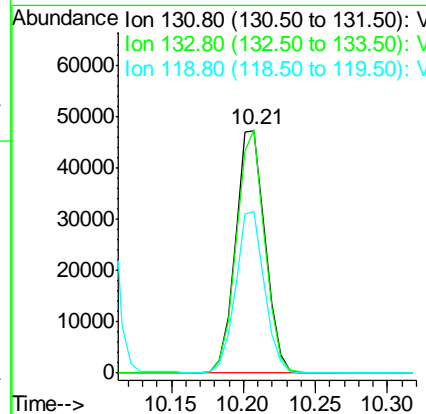
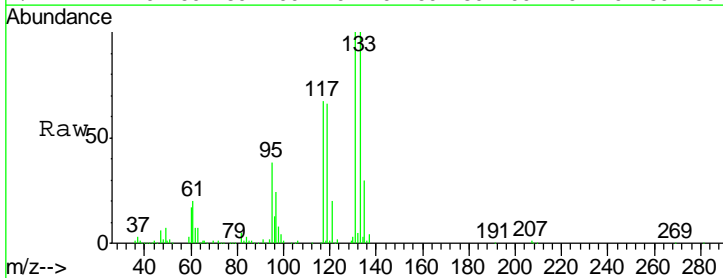
Instrument : MSVOA\_X  
 ClientSampled : VX0518WBS01

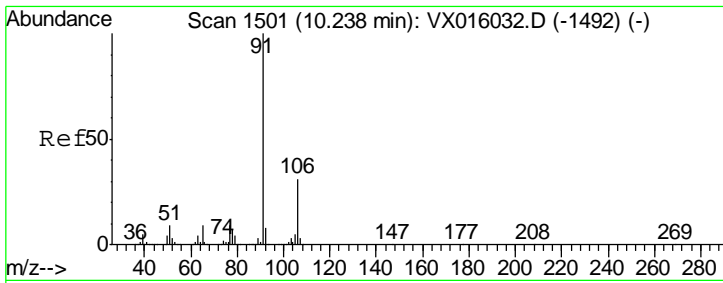
Tgt Ion	Resp	Lower	Upper
112	181353		
114	31.8	25.7	38.5



#66  
 1,1,1,2-Tetrachloroethane  
 Concen: 18.336 ug/l  
 RT: 10.21 min Scan# 1496  
 Delta R.T. -0.00 min  
 Lab File: VX016298.D  
 Acq: 18 May 2020 14:56

Tgt Ion	Resp	Lower	Upper
131	68025		
133	96.0	48.3	144.8
119	65.0	32.3	96.9

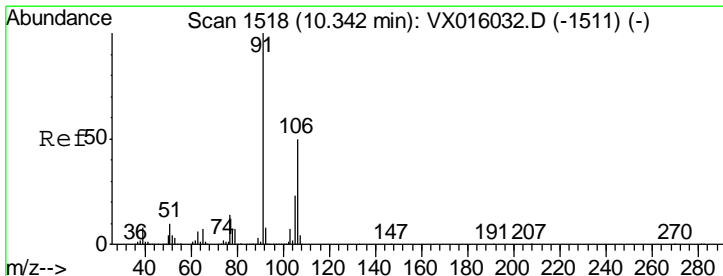
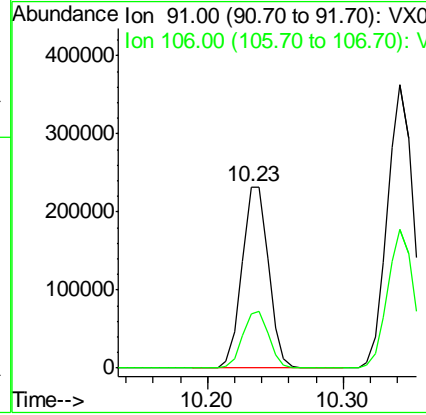
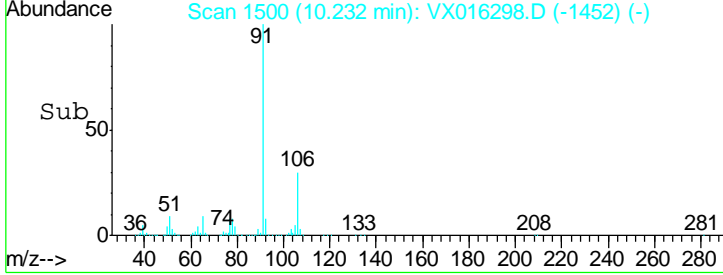
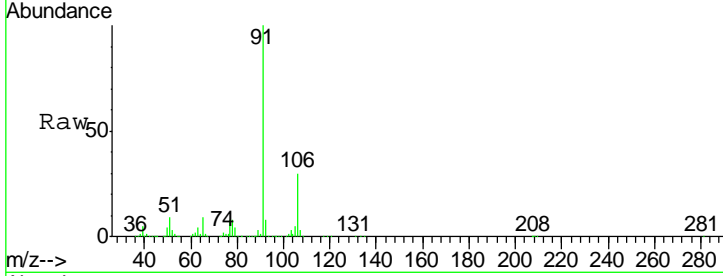




#67  
 Ethyl Benzene  
 Concen: 17.690 ug/l  
 RT: 10.23 min Scan# 1500  
 Delta R.T. -0.01 min  
 Lab File: VX016298.D  
 Acq: 18 May 2020 14:56

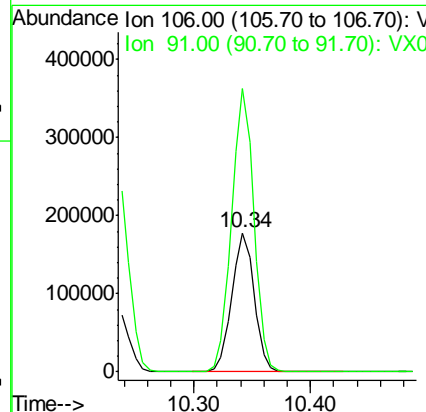
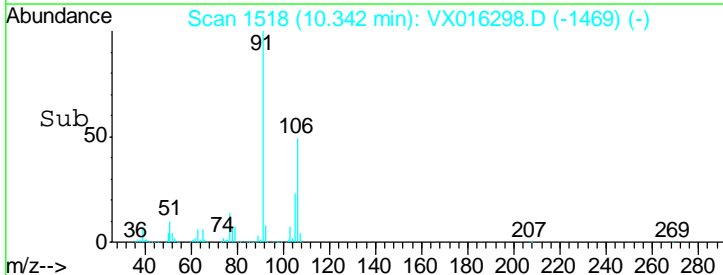
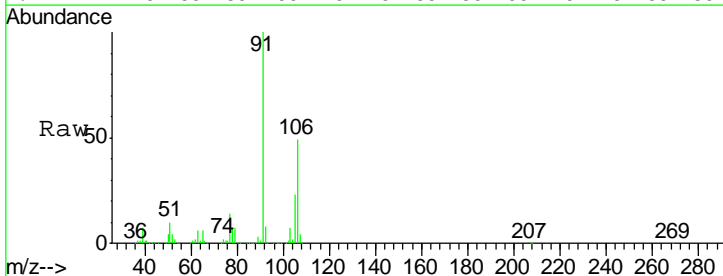
Instrument :  
 MSVOA\_X  
 ClientSampled :  
 VX0518WBS01

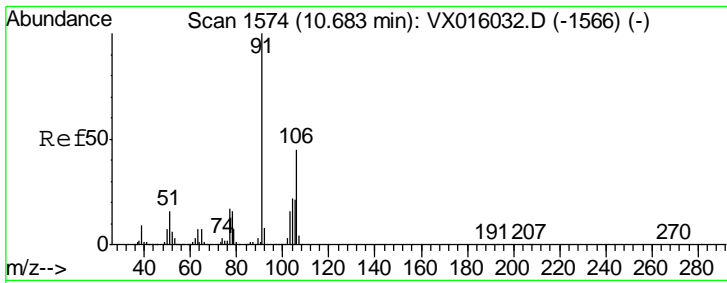
Tgt Ion: 91 Resp: 316812  
 Ion Ratio Lower Upper  
 91 100  
 106 30.2 25.1 37.7



#68  
 m/p-Xylenes  
 Concen: 35.536 ug/l  
 RT: 10.34 min Scan# 1518  
 Delta R.T. -0.00 min  
 Lab File: VX016298.D  
 Acq: 18 May 2020 14:56

Tgt Ion: 106 Resp: 238451  
 Ion Ratio Lower Upper  
 106 100  
 91 202.3 161.7 242.5

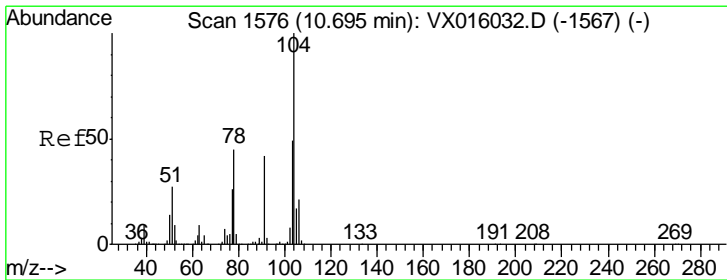
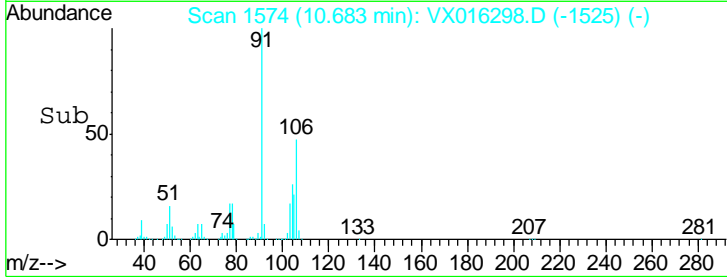
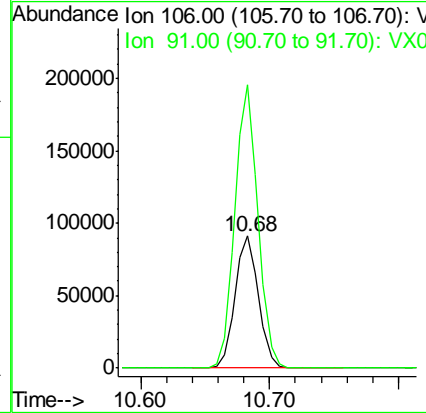
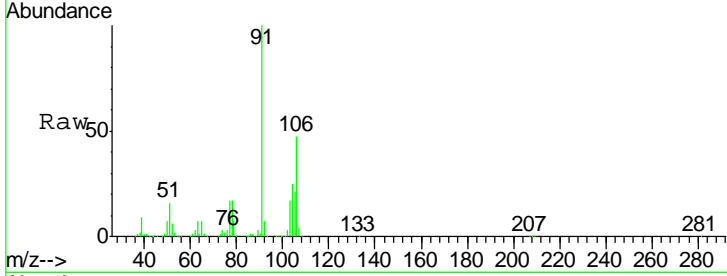




#69  
 o-Xylene  
 Concen: 18.018 ug/l  
 RT: 10.68 min Scan# 1574  
 Delta R.T. -0.00 min  
 Lab File: VX016298.D  
 Acq: 18 May 2020 14:56

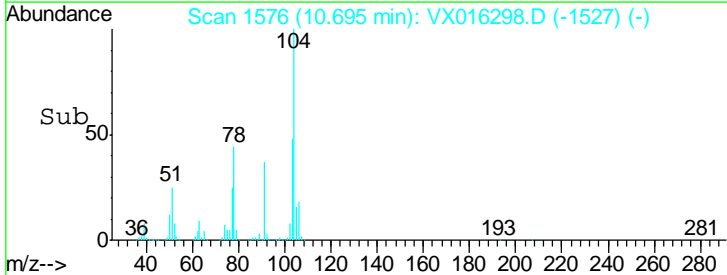
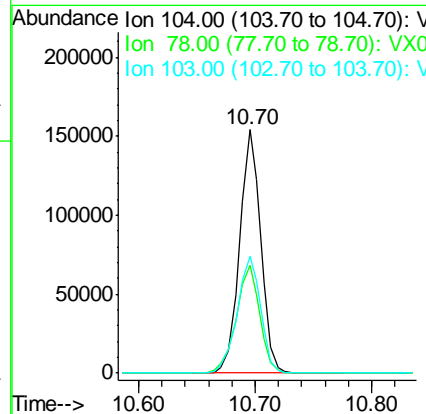
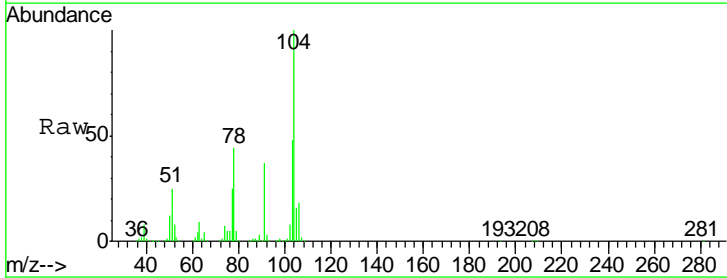
Instrument :  
 MSVOA\_X  
 ClientSampled :  
 VX0518WBS01

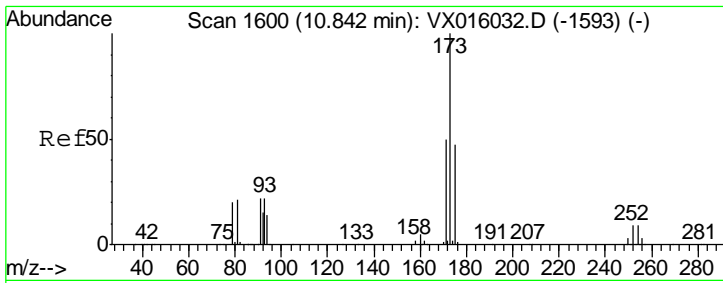
Tgt Ion	Resp	Lower	Upper
106	116216		
91	211.2	107.5	322.6



#70  
 Styrene  
 Concen: 17.859 ug/l  
 RT: 10.70 min Scan# 1576  
 Delta R.T. -0.00 min  
 Lab File: VX016298.D  
 Acq: 18 May 2020 14:56

Tgt Ion	Resp	Lower	Upper
104	195420		
78	49.0	40.2	60.2
103	53.0	43.0	64.6

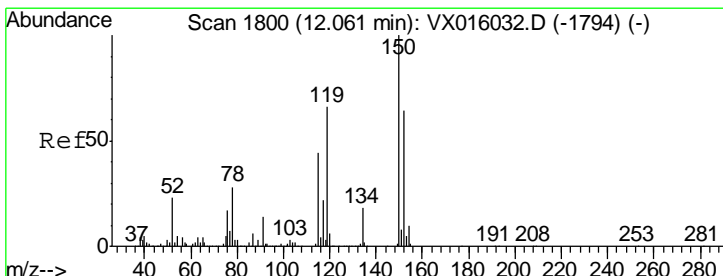
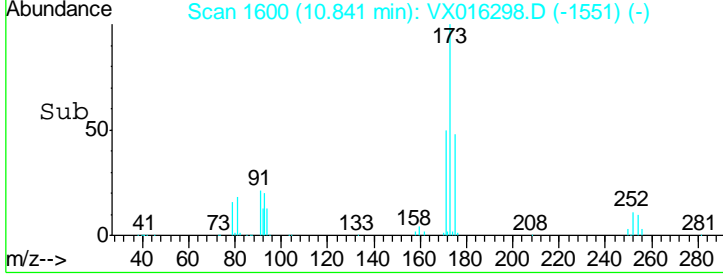
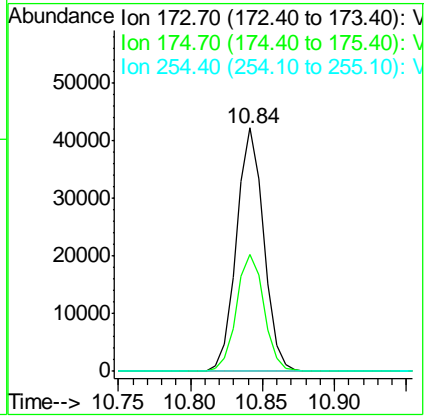
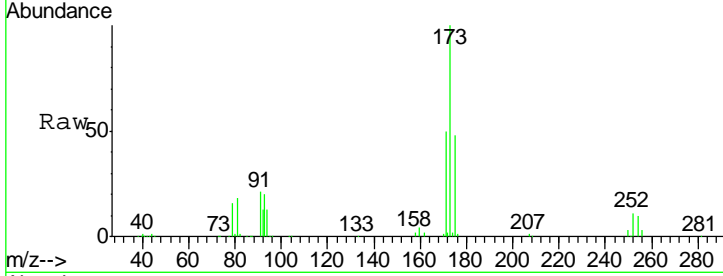




#71  
 Bromoform  
 Concen: 18.425 ug/l  
 RT: 10.84 min Scan# 1600  
 Delta R.T. -0.00 min  
 Lab File: VX016298.D  
 Acq: 18 May 2020 14:56

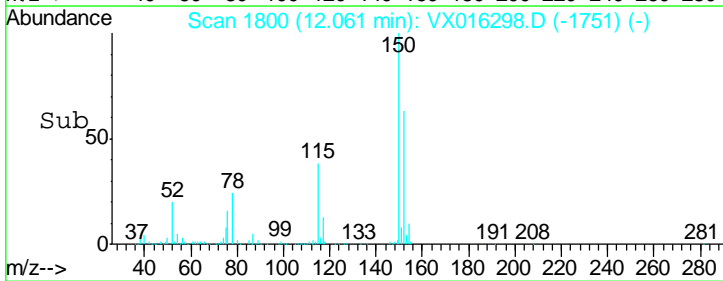
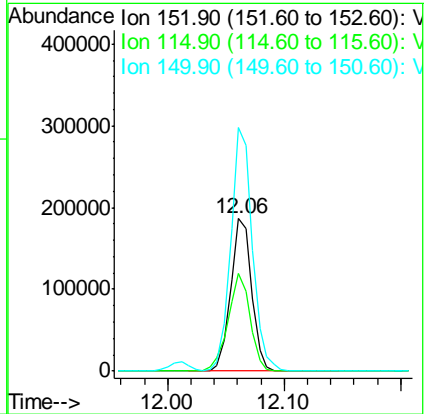
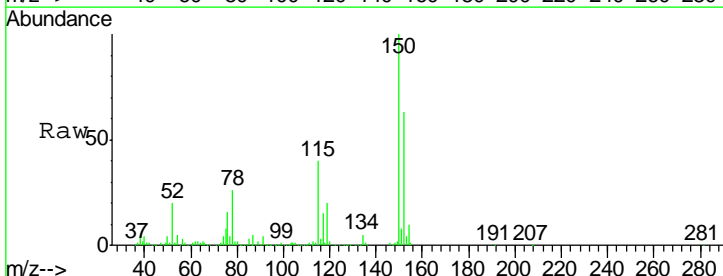
Instrument :  
 MSVOA\_X  
 ClientSampled :  
 VX0518WBS01

Tgt Ion	Resp	Lower	Upper
173	55691		
175	48.8	24.0	72.0
254	0.0	0.1	0.1#

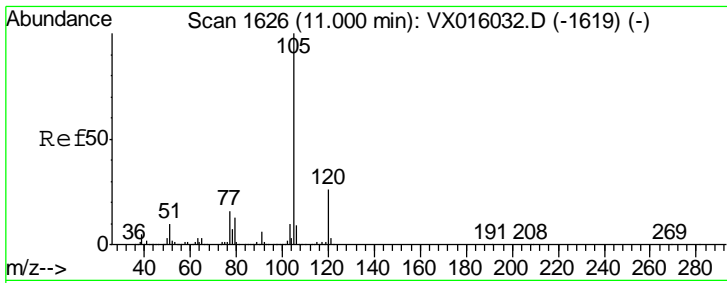


#72  
 1,4-Dichlorobenzene-d4  
 Concen: 50.000 ug/l  
 RT: 12.06 min Scan# 1800  
 Delta R.T. -0.00 min  
 Lab File: VX016298.D  
 Acq: 18 May 2020 14:56

Tgt Ion	Resp	Lower	Upper
152	233984		
115	66.7	41.3	124.1
150	164.3	0.0	352.2




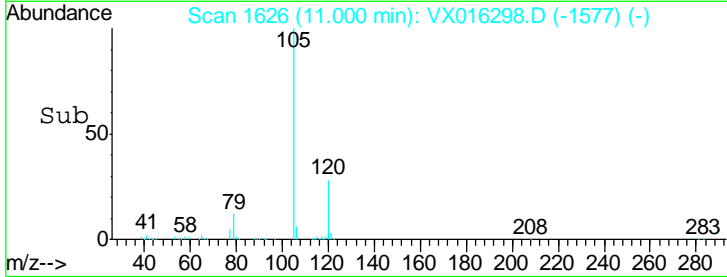
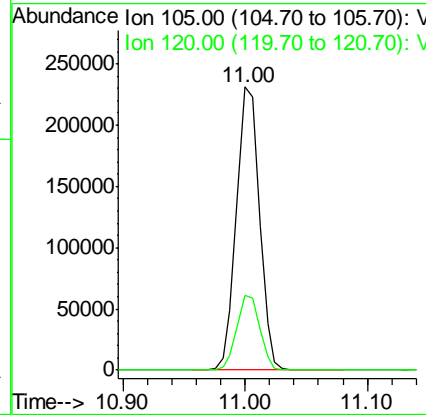
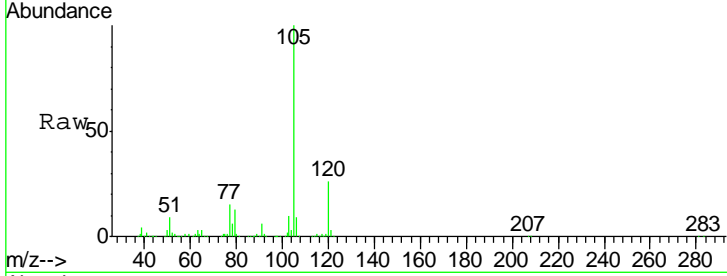




#73  
 Isopropylbenzene  
 Concen: 17.642 ug/l  
 RT: 11.00 min Scan# 1626  
 Delta R.T. -0.00 min  
 Lab File: VX016298.D  
 Acq: 18 May 2020 14:56

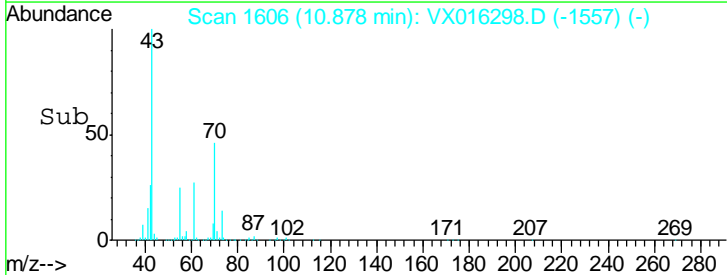
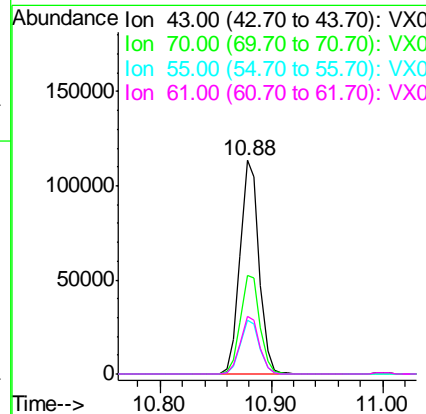

Instrument :  
 MSVOA\_X  
 ClientSampled :  
 VX0518WBS01

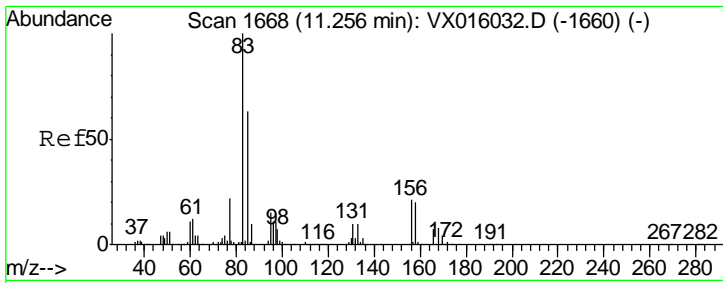
Tgt Ion	Resp	Lower	Upper
105	100		
120	26.5	13.4	40.2



#74  
 N-amyl acetate  
 Concen: 16.895 ug/l  
 RT: 10.88 min Scan# 1606  
 Delta R.T. -0.00 min  
 Lab File: VX016298.D  
 Acq: 18 May 2020 14:56

Tgt Ion	Resp	Lower	Upper
43	100		
70	47.1	36.5	54.7
55	25.3	19.7	29.5
61	26.5	20.9	31.3

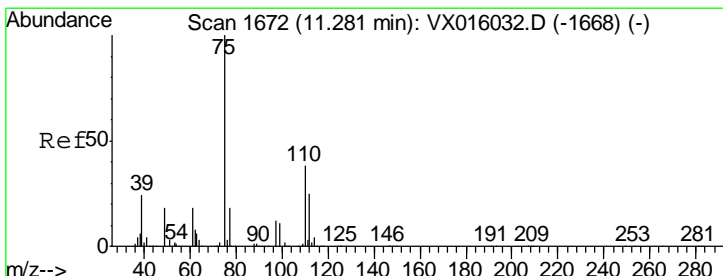
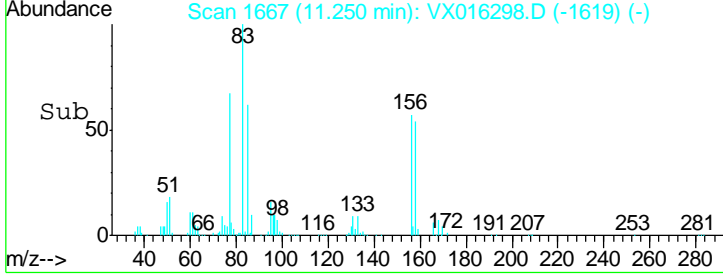
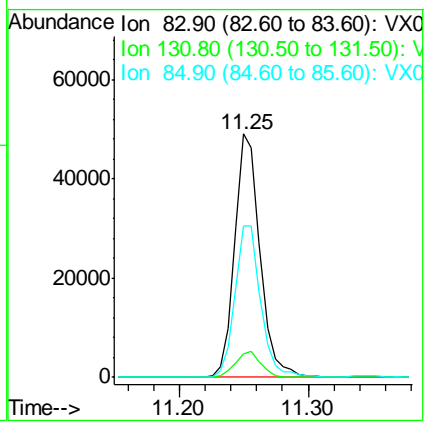
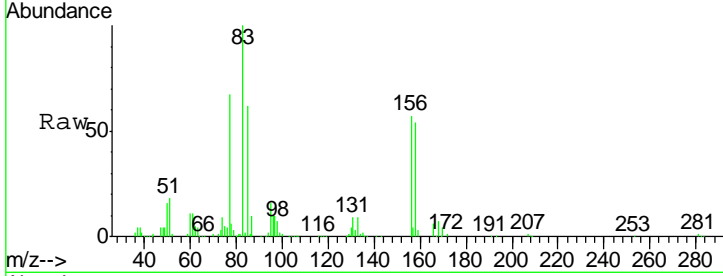




#75  
 1,1,2,2-Tetrachloroethane  
 Concen: 22.392 ug/l  
 RT: 11.25 min Scan# 1667  
 Delta R.T. -0.01 min  
 Lab File: VX016298.D  
 Acq: 18 May 2020 14:56

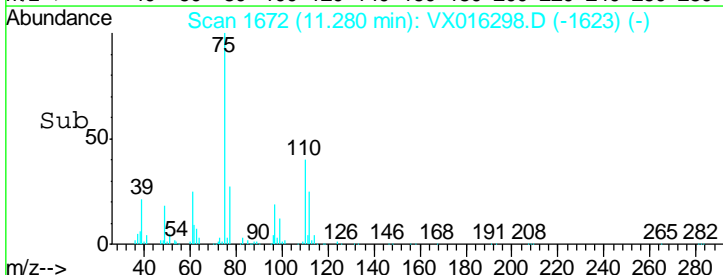
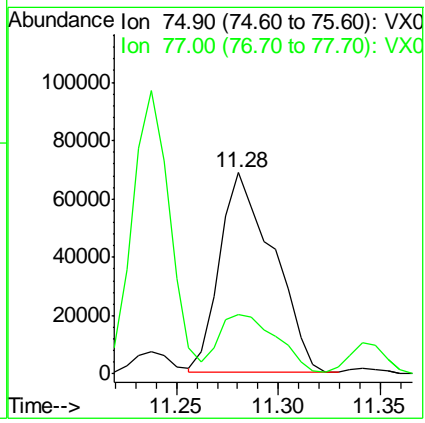
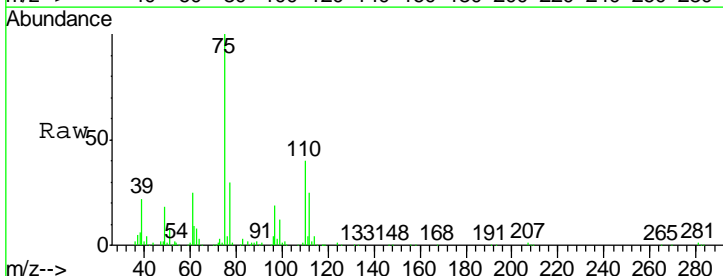
Instrument : MSVOA\_X  
 ClientSampled : VX0518WBS01

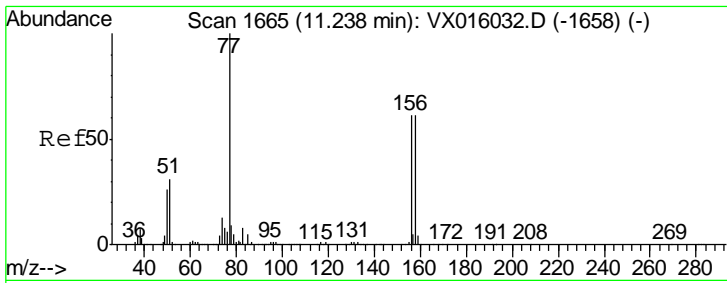
Tgt Ion	Resp	Lower	Upper
83	67178		
131	10.5	5.1	15.4
85	63.6	32.0	96.0



#76  
 1,2,3-Trichloropropane  
 Concen: 23.587 ug/l  
 RT: 11.28 min Scan# 1672  
 Delta R.T. -0.00 min  
 Lab File: VX016298.D  
 Acq: 18 May 2020 14:56

Tgt Ion	Resp	Lower	Upper
75	125236		
77	32.4	21.2	63.6

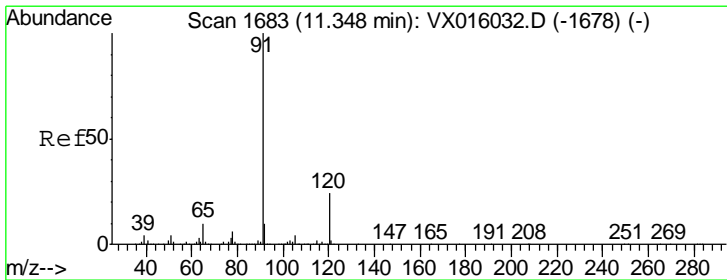
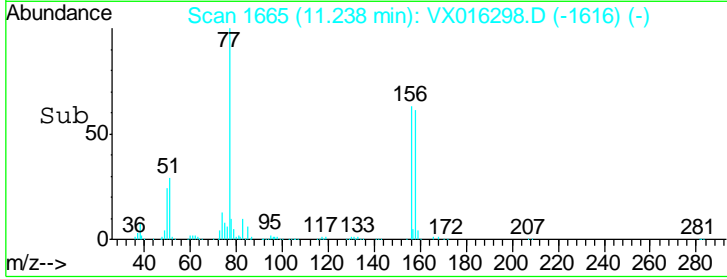
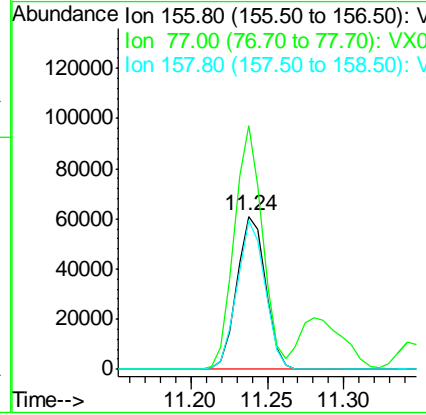
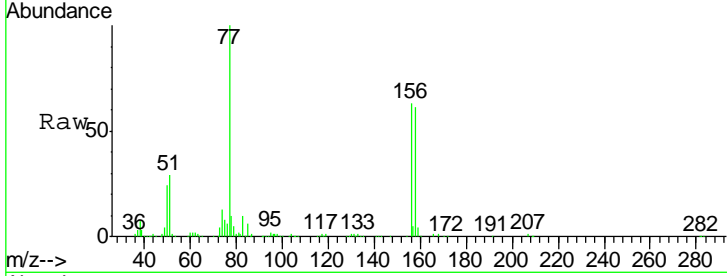




#77  
 Bromobenzene  
 Concen: 18.113 ug/l  
 RT: 11.24 min Scan# 1665  
 Delta R.T. -0.00 min  
 Lab File: VX016298.D  
 Acq: 18 May 2020 14:56

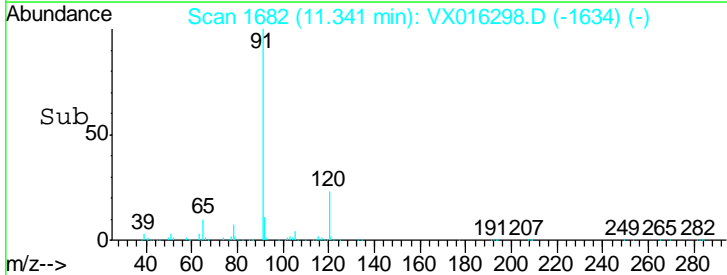
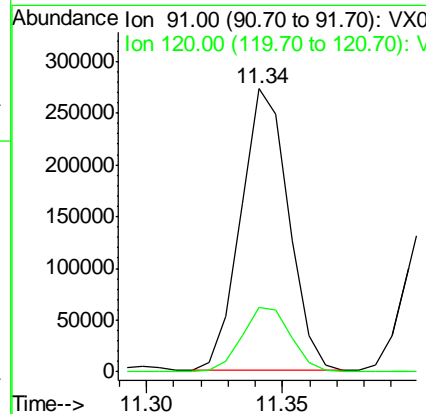
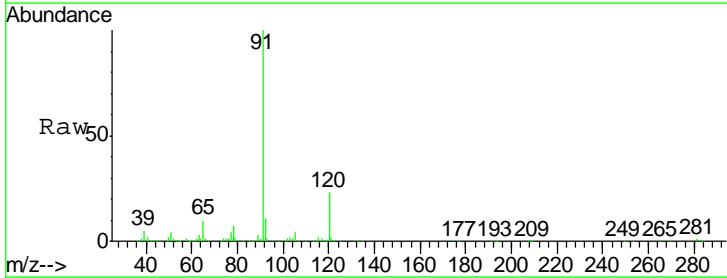
Instrument : MSVOA\_X  
 ClientSampled : VX0518WBS01

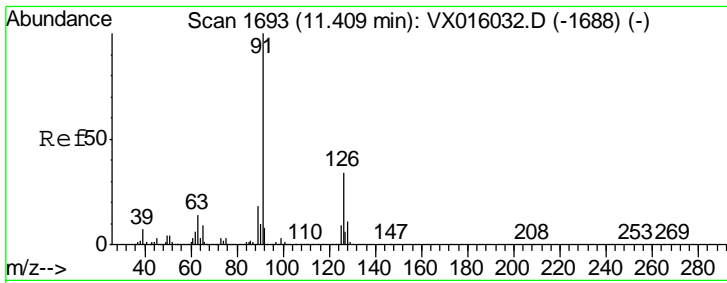
Tgt Ion	Resp	Lower	Upper
156	100		
77	156.0	80.1	240.3
158	94.8	49.4	148.2



#78  
 n-propylbenzene  
 Concen: 16.720 ug/l  
 RT: 11.34 min Scan# 1682  
 Delta R.T. -0.01 min  
 Lab File: VX016298.D  
 Acq: 18 May 2020 14:56

Tgt Ion	Resp	Lower	Upper
91	100		
120	23.6	11.5	34.5

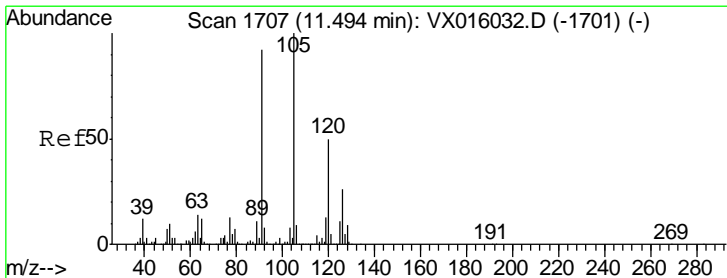
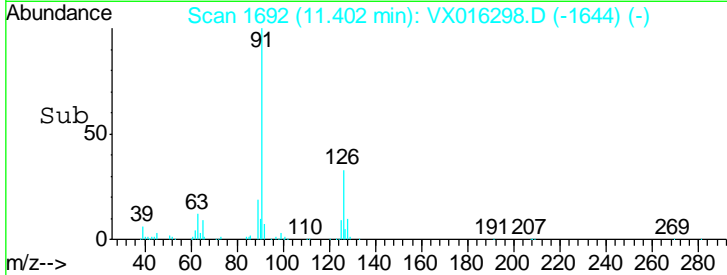
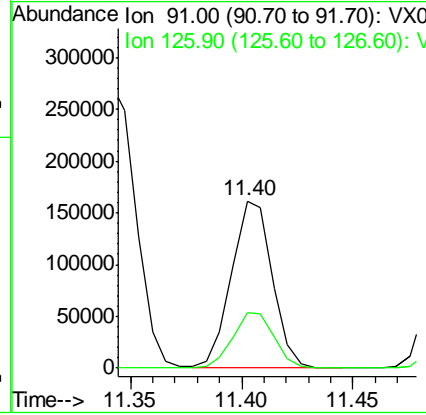
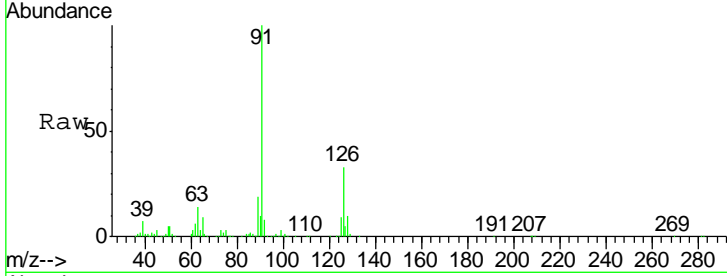




#79  
 2-Chlorotoluene  
 Concen: 17.567 ug/l  
 RT: 11.40 min Scan# 1692  
 Delta R.T. -0.01 min  
 Lab File: VX016298.D  
 Acq: 18 May 2020 14:56

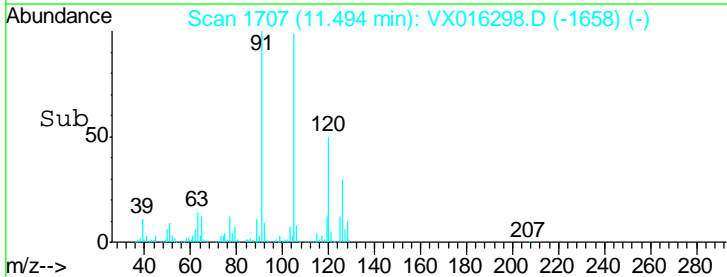
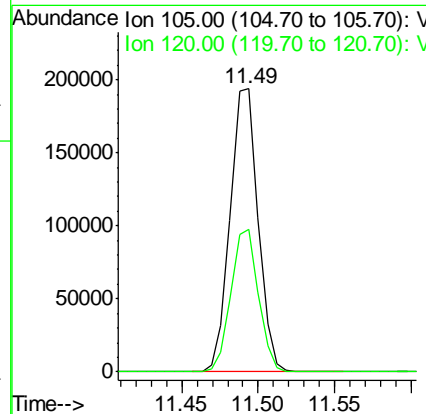
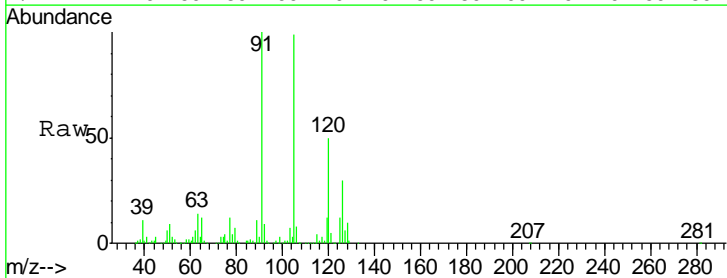
Instrument :  
 MSVOA\_X  
 ClientSampled :  
 VX0518WBS01

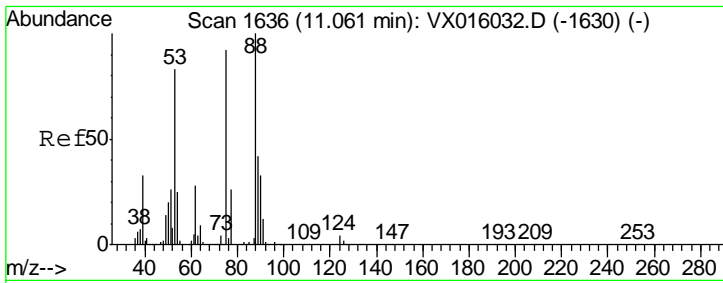
Tgt Ion: 91 Resp: 205294  
 Ion Ratio Lower Upper  
 91 100  
 126 34.0 16.9 50.6



#80  
 1,3,5-Trimethylbenzene  
 Concen: 17.113 ug/l  
 RT: 11.49 min Scan# 1707  
 Delta R.T. -0.00 min  
 Lab File: VX016298.D  
 Acq: 18 May 2020 14:56

Tgt Ion: 105 Resp: 245895  
 Ion Ratio Lower Upper  
 105 100  
 120 49.3 24.6 74.0

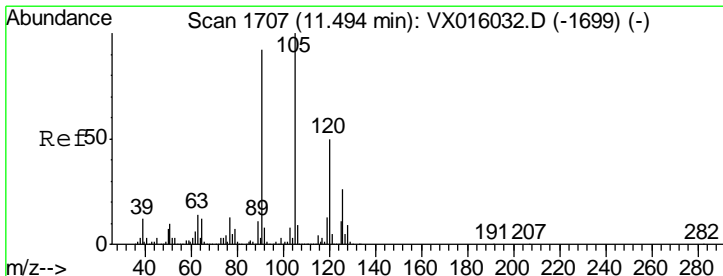
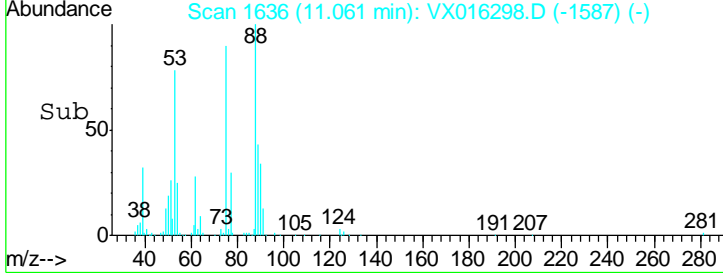
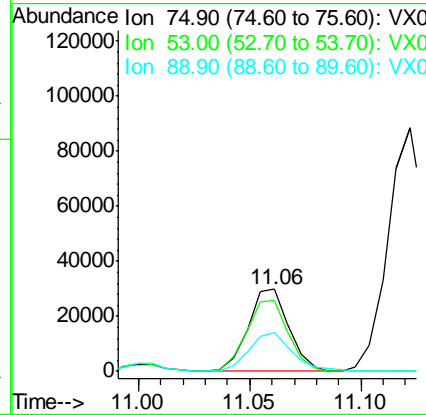
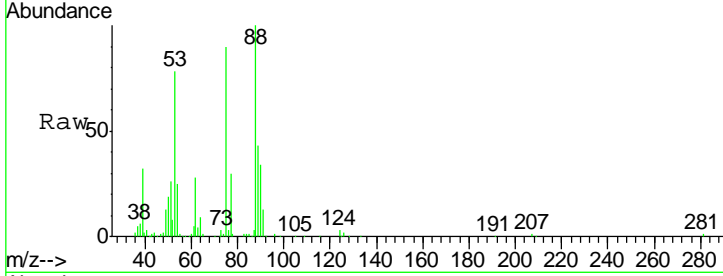




#81  
 trans-1,4-Dichloro-2-butene  
 Concen: 17.401 ug/l  
 RT: 11.06 min Scan# 1636  
 Delta R.T. -0.00 min  
 Lab File: VX016298.D  
 Acq: 18 May 2020 14:56

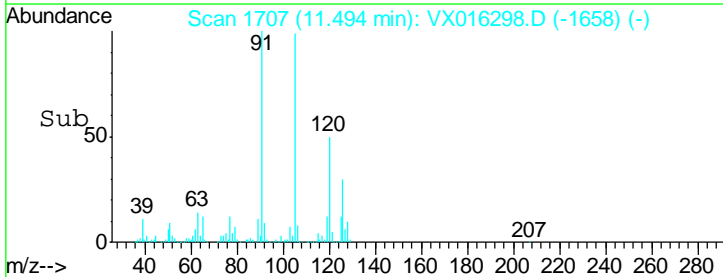
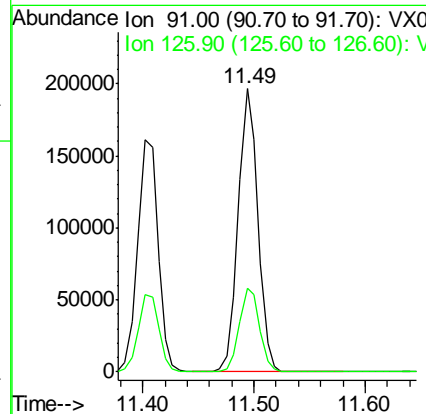
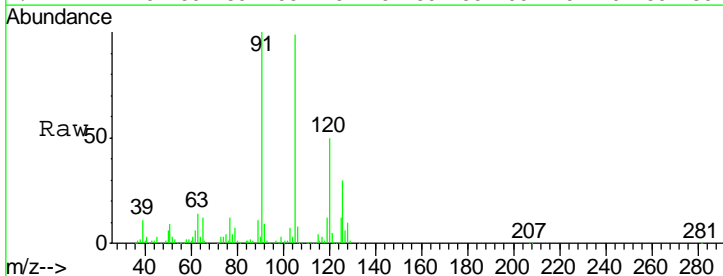
Instrument :  
 MSVOA\_X  
 ClientSampled :  
 VX0518WBS01

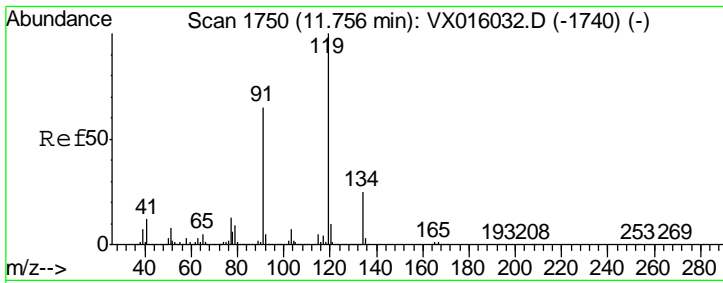
Tgt Ion	Resp	Lower	Upper
75	100		
53	88.0	73.1	109.7
89	49.5	36.7	55.1



#82  
 4-Chlorotoluene  
 Concen: 17.437 ug/l  
 RT: 11.49 min Scan# 1707  
 Delta R.T. -0.00 min  
 Lab File: VX016298.D  
 Acq: 18 May 2020 14:56

Tgt Ion	Resp	Lower	Upper
91	100		
126	30.4	14.8	44.3

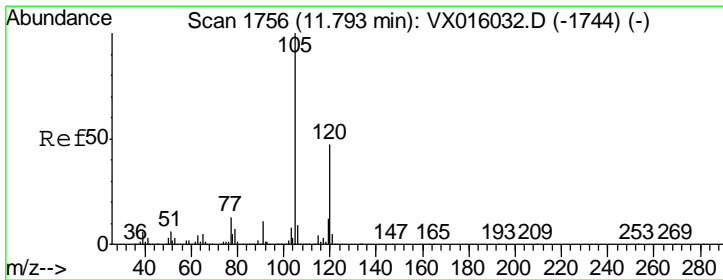
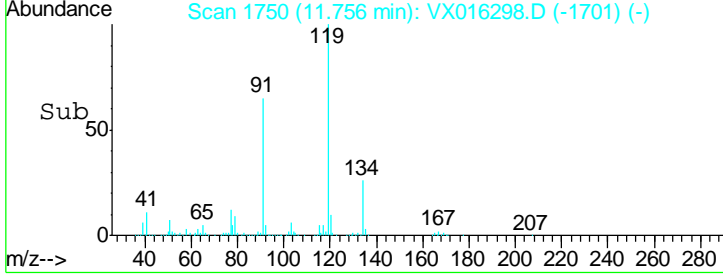
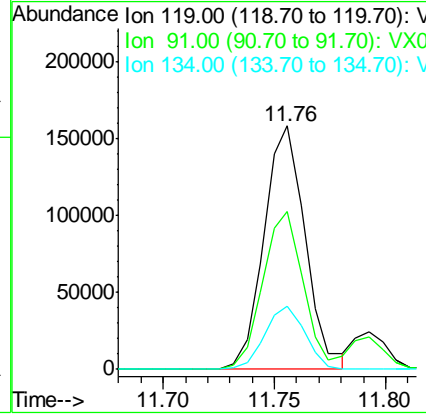
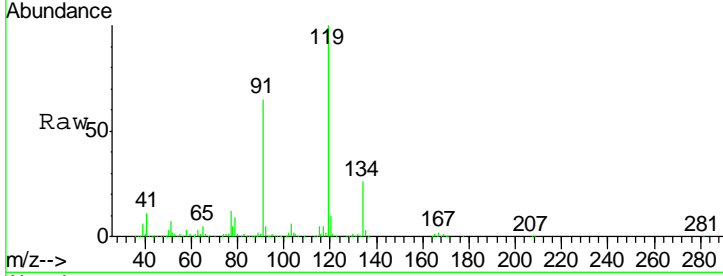




#83  
 tert-Butylbenzene  
 Concen: 16.445 ug/l  
 RT: 11.76 min Scan# 1750  
 Delta R.T. -0.00 min  
 Lab File: VX016298.D  
 Acq: 18 May 2020 14:56

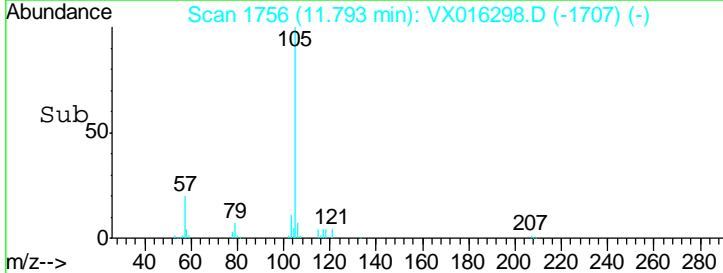
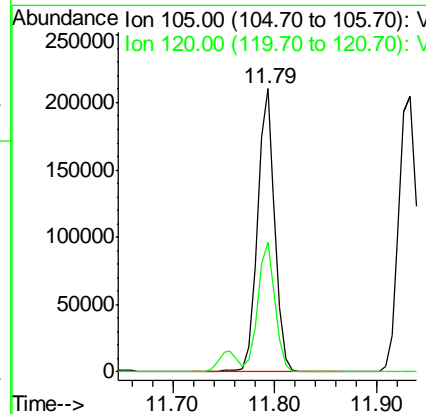
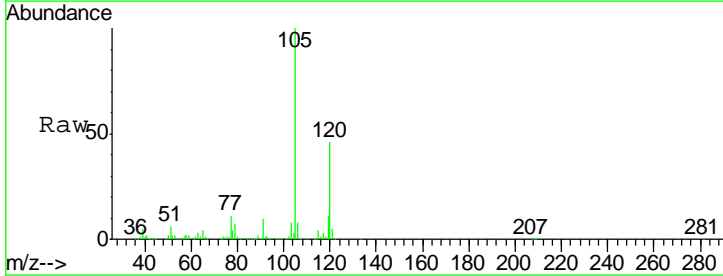
Instrument : MSVOA\_X  
 ClientSampled : VX0518WBS01

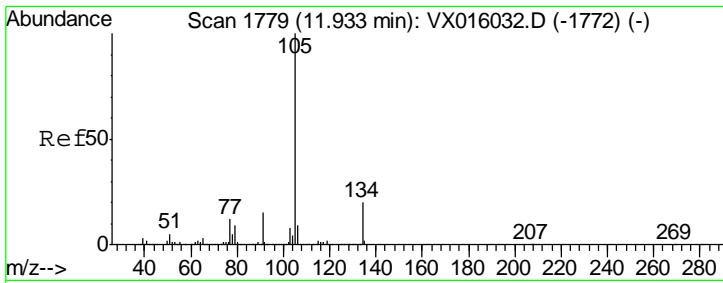
Tgt Ion	Resp	Lower	Upper
119	203640		
91	63.1	32.8	98.4
134	25.0	12.4	37.0



#84  
 1,2,4-Trimethylbenzene  
 Concen: 17.117 ug/l  
 RT: 11.79 min Scan# 1756  
 Delta R.T. -0.00 min  
 Lab File: VX016298.D  
 Acq: 18 May 2020 14:56

Tgt Ion	Resp	Lower	Upper
105	248660		
120	46.1	23.0	69.0

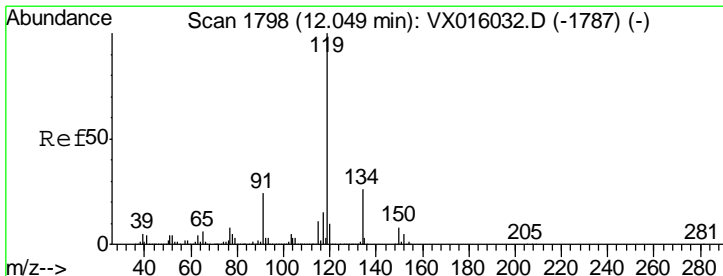
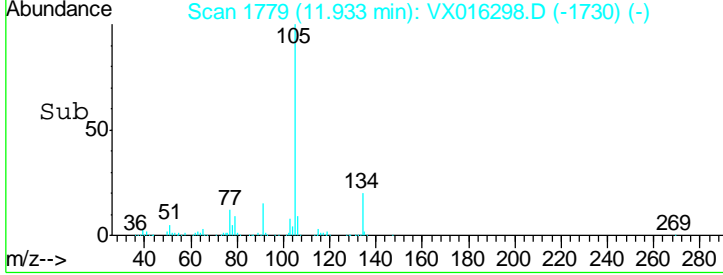
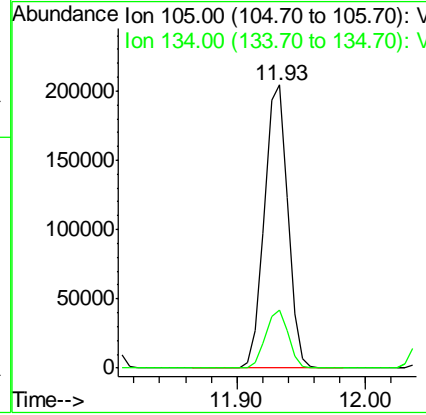
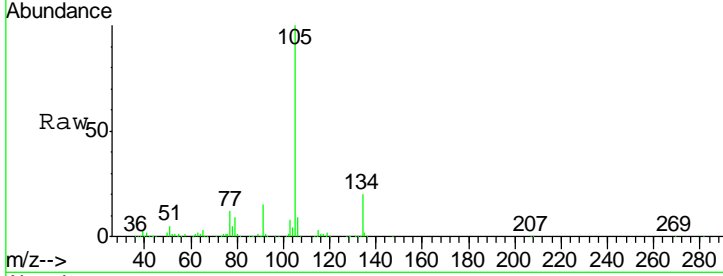




#85  
 sec-Butylbenzene  
 Concen: 15.284 ug/l  
 RT: 11.93 min Scan# 1779  
 Delta R.T. -0.00 min  
 Lab File: VX016298.D  
 Acq: 18 May 2020 14:56

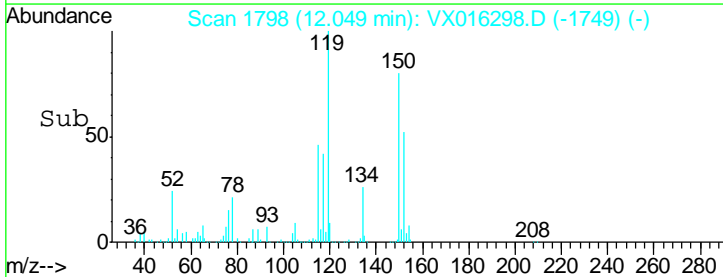
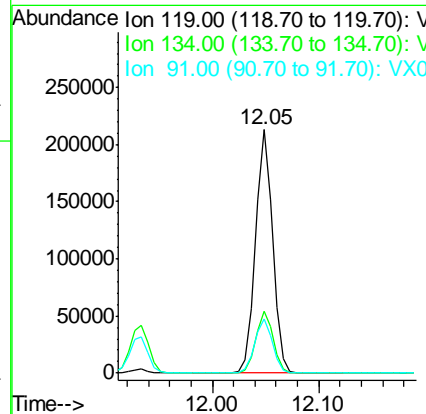
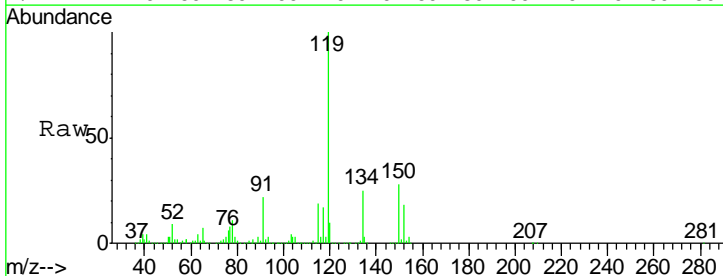
Instrument :  
 MSVOA\_X  
 ClientSampled :  
 VX0518WBS01

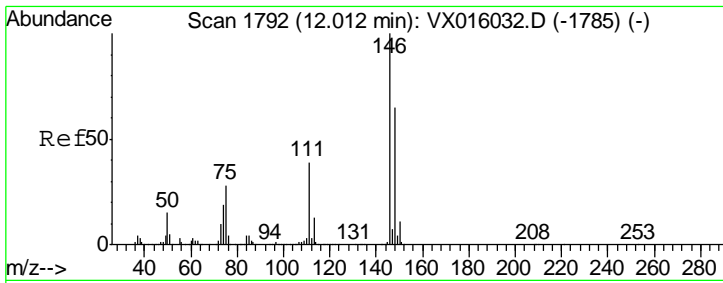
Tgt Ion	Resp	Lower	Upper
105	255546		
134	20.0	10.1	30.3



#86  
 p-Isopropyltoluene  
 Concen: 15.588 ug/l  
 RT: 12.05 min Scan# 1798  
 Delta R.T. -0.00 min  
 Lab File: VX016298.D  
 Acq: 18 May 2020 14:56

Tgt Ion	Resp	Lower	Upper
119	241981		
134	25.8	13.1	39.3
91	22.9	11.8	35.4

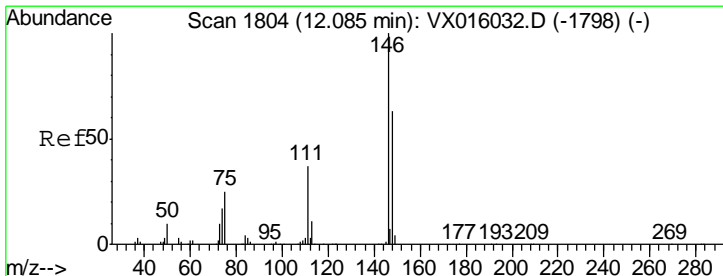
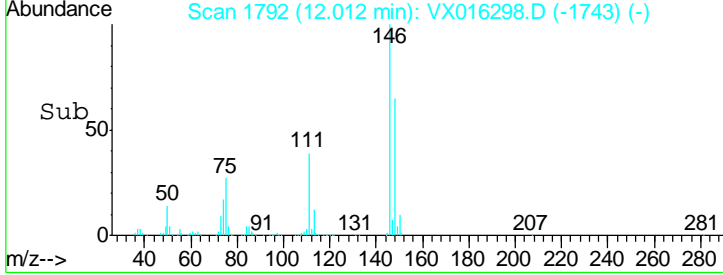
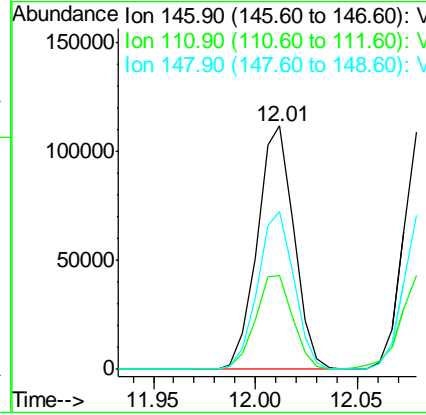
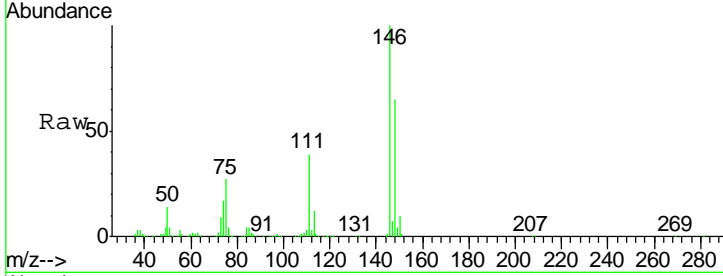




#87  
 1,3-Dichlorobenzene  
 Concen: 17.779 ug/l  
 RT: 12.01 min Scan# 1792  
 Delta R.T. -0.00 min  
 Lab File: VX016298.D  
 Acq: 18 May 2020 14:56

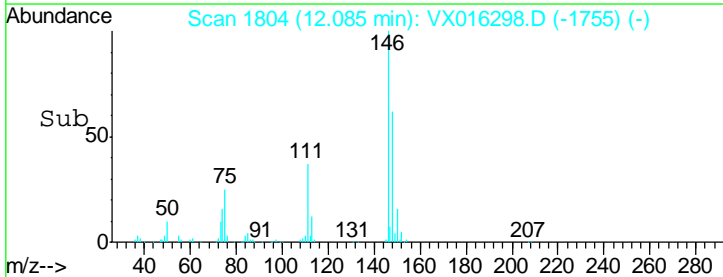
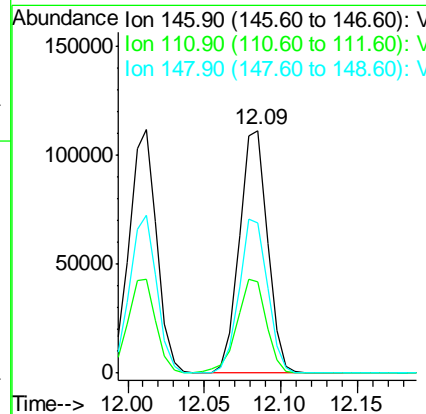
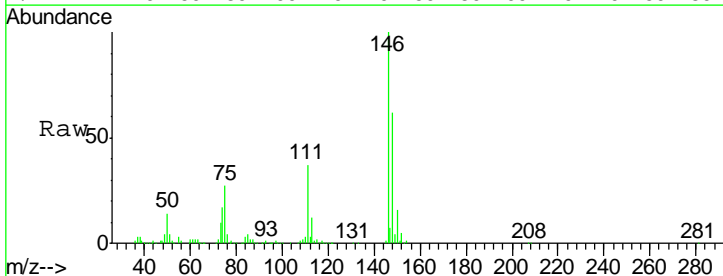
Instrument :  
 MSVOA\_X  
 ClientSampled :  
 VX0518WBS01

Tgt Ion	Resp	Lower	Upper
146	140230		
111	39.5	20.2	60.6
148	64.1	32.1	96.3

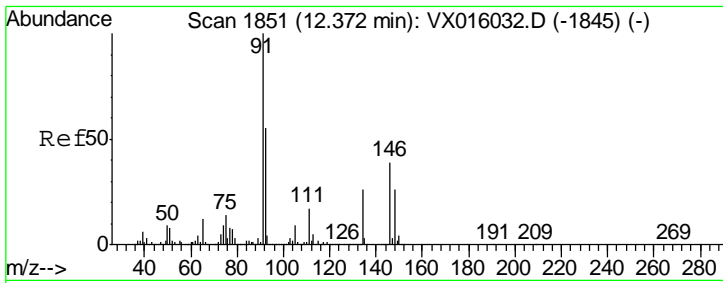


#88  
 1,4-Dichlorobenzene  
 Concen: 17.807 ug/l  
 RT: 12.09 min Scan# 1804  
 Delta R.T. -0.00 min  
 Lab File: VX016298.D  
 Acq: 18 May 2020 14:56

Tgt Ion	Resp	Lower	Upper
146	142557		
111	40.0	19.6	58.7
148	64.1	31.8	95.3



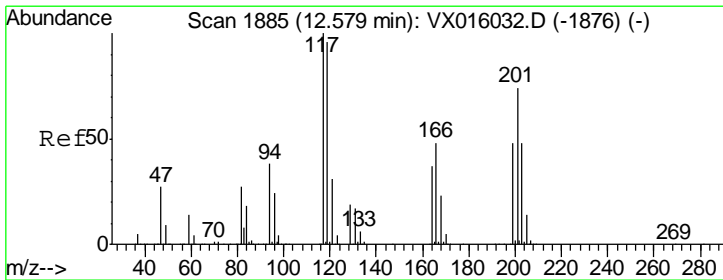
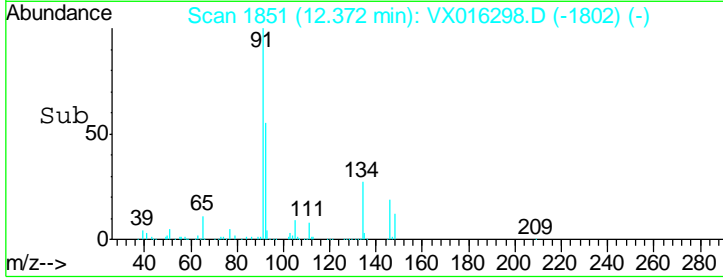
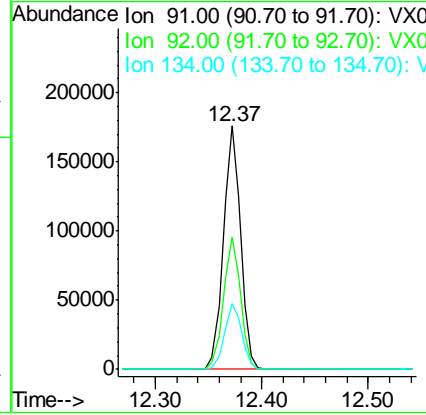
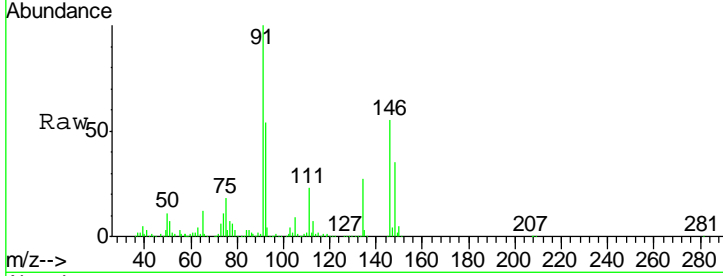




#89  
 n-Butylbenzene  
 Concen: 13.948 ug/l  
 RT: 12.37 min Scan# 1851  
 Delta R.T. -0.00 min  
 Lab File: VX016298.D  
 Acq: 18 May 2020 14:56

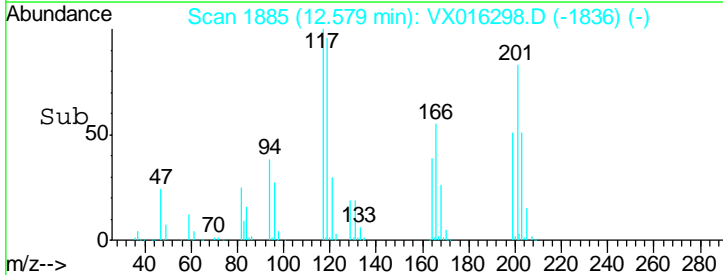
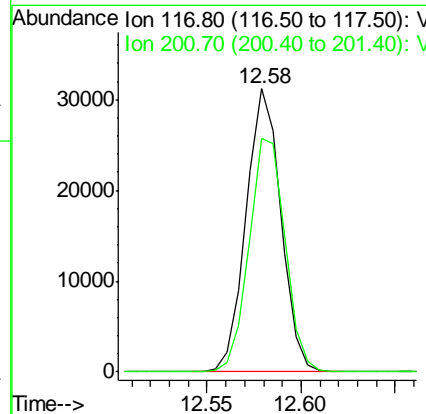
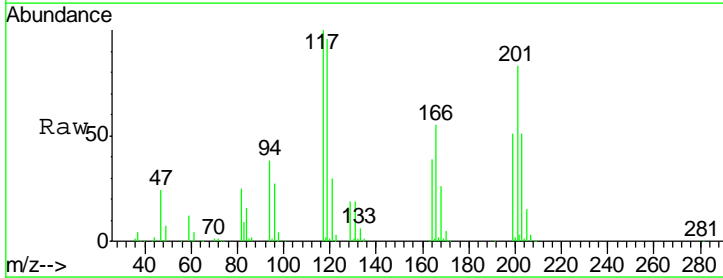
Instrument :  
 MSVOA\_X  
 ClientSampled :  
 VX0518WBS01

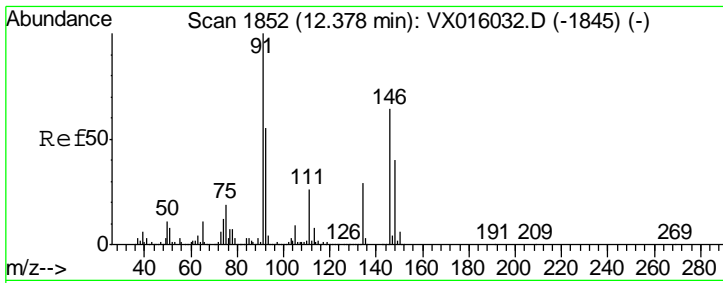
Tgt Ion	Resp	Lower	Upper
91	197799		
92	54.2	27.6	82.7
134	27.1	13.4	40.1



#90  
 Hexachloroethane  
 Concen: 14.994 ug/l  
 RT: 12.58 min Scan# 1885  
 Delta R.T. -0.00 min  
 Lab File: VX016298.D  
 Acq: 18 May 2020 14:56

Tgt Ion	Resp	Lower	Upper
117	39975		
201	85.4	39.8	119.3

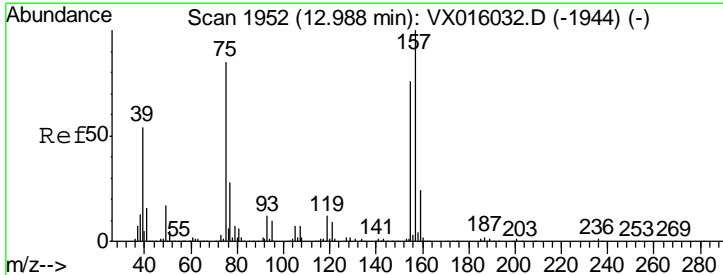
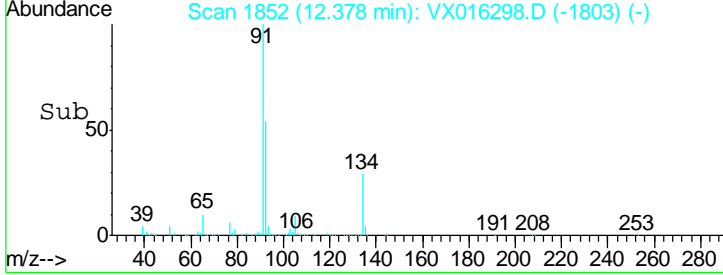
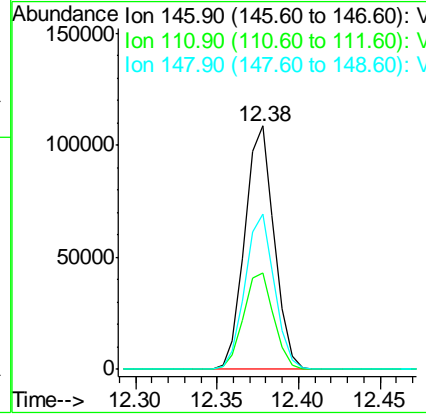
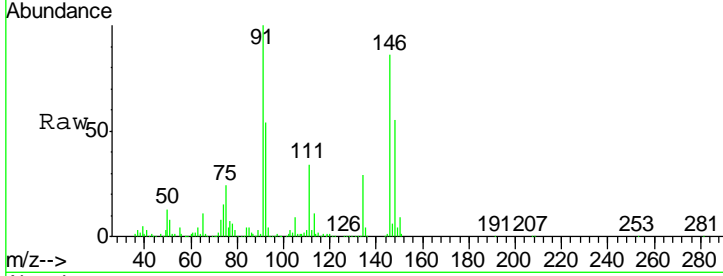




#91  
 1,2-Dichlorobenzene  
 Concen: 18.009 ug/l  
 RT: 12.38 min Scan# 1852  
 Delta R.T. -0.00 min  
 Lab File: VX016298.D  
 Acq: 18 May 2020 14:56

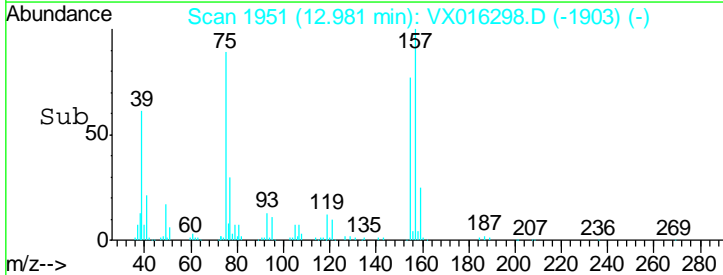
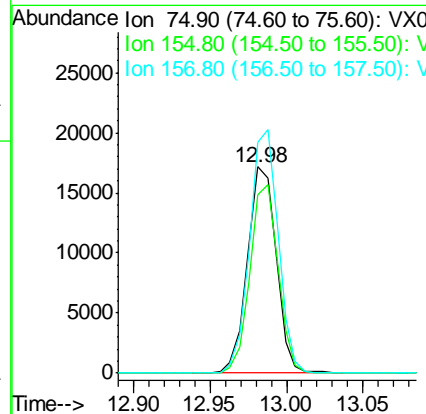
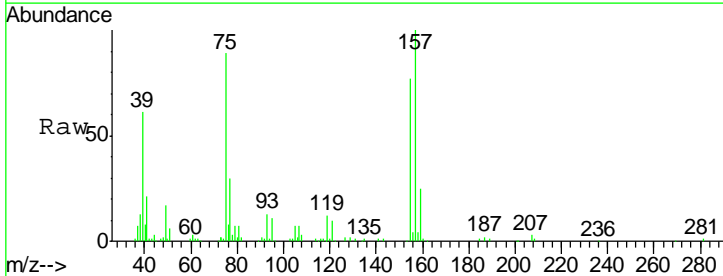
Instrument : MSVOA\_X  
 ClientSampled : VX0518WBS01

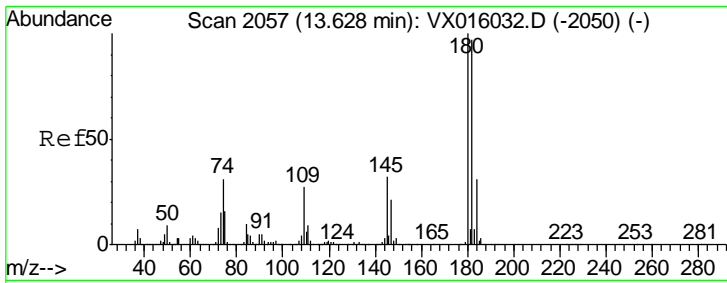
Tgt Ion	Resp	Lower	Upper
146	136774		
146	100		
111	40.9	21.1	63.1
148	63.6	32.4	97.0



#92  
 1,2-Dibromo-3-Chloropropane  
 Concen: 16.058 ug/l  
 RT: 12.98 min Scan# 1951  
 Delta R.T. -0.01 min  
 Lab File: VX016298.D  
 Acq: 18 May 2020 14:56

Tgt Ion	Resp	Lower	Upper
75	22472		
75	100		
155	89.0	42.5	127.5
157	116.8	55.3	165.8

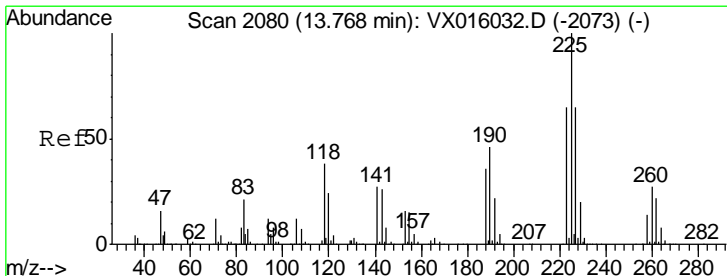
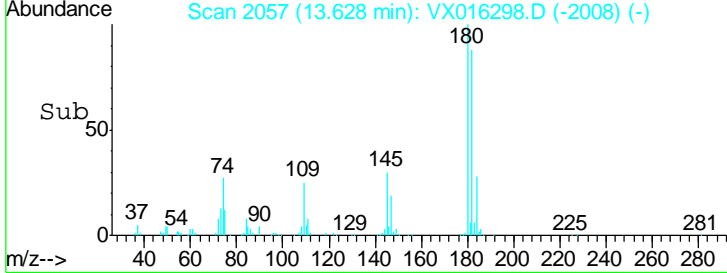
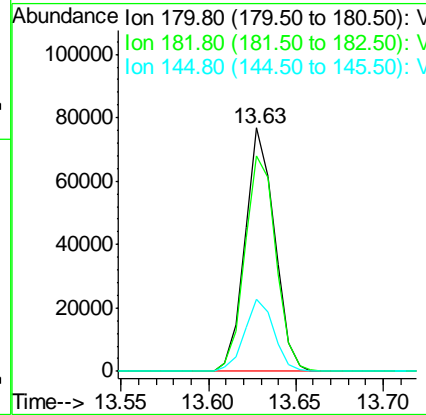
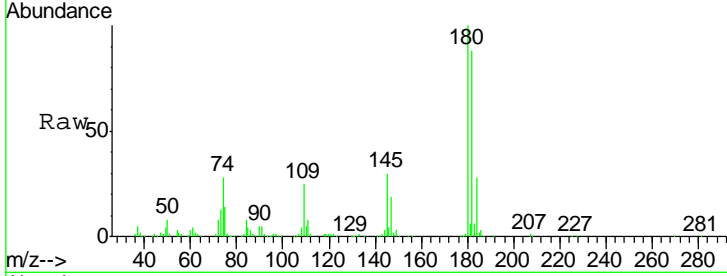




#93  
 1,2,4-Trichlorobenzene  
 Concen: 15.973 ug/l  
 RT: 13.63 min Scan# 2057  
 Delta R.T. -0.00 min  
 Lab File: VX016298.D  
 Acq: 18 May 2020 14:56

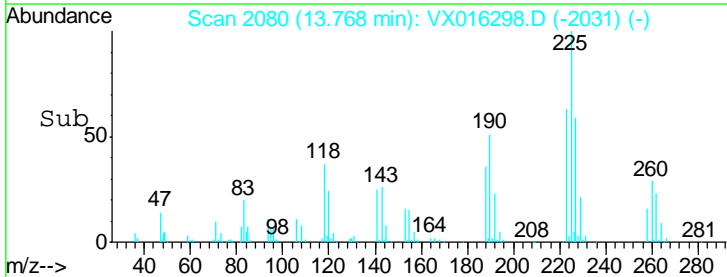
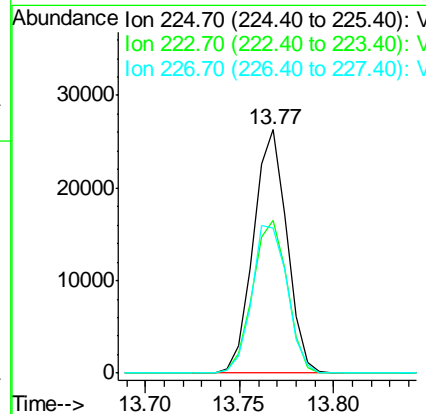
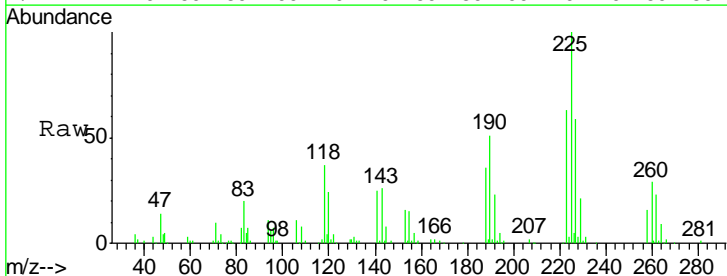
Instrument :  
 MSVOA\_X  
 ClientSampled :  
 VX0518WBS01

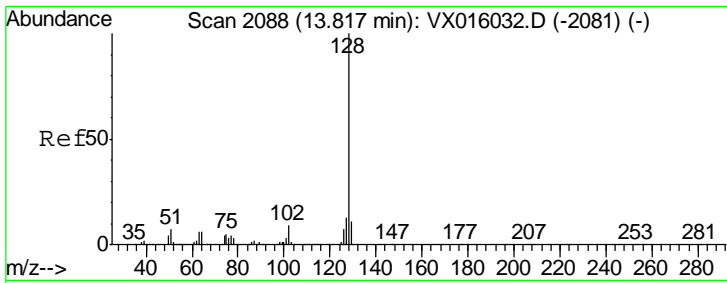
Tgt Ion	Resp	Lower	Upper
180	100		
182	93.0	48.7	146.1
145	29.8	15.7	47.1



#94  
 Hexachlorobutadiene  
 Concen: 13.722 ug/l  
 RT: 13.77 min Scan# 2080  
 Delta R.T. 0.00 min  
 Lab File: VX016298.D  
 Acq: 18 May 2020 14:56

Tgt Ion	Resp	Lower	Upper
225	100		
223	64.9	32.3	96.9
227	64.3	31.8	95.4

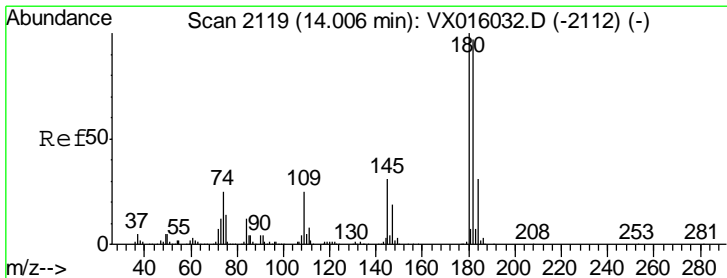
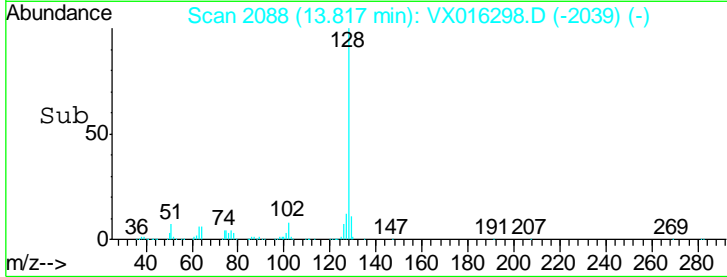
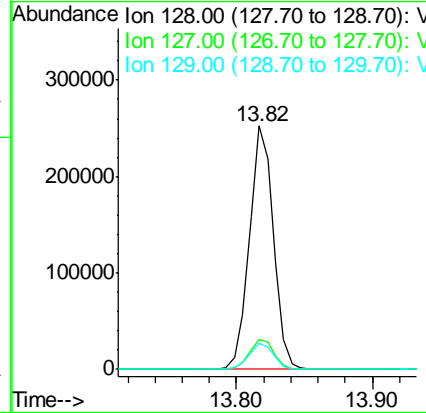
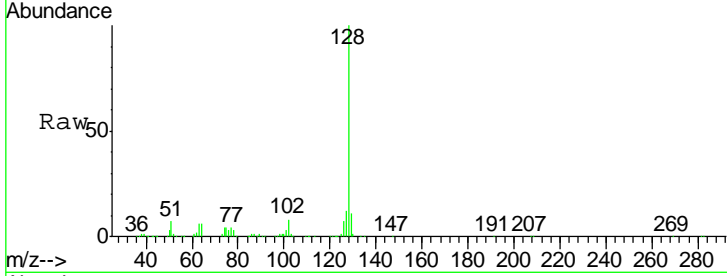




#95  
 Naphthalene  
 Concen: 17.057 ug/l  
 RT: 13.82 min Scan# 2088  
 Delta R.T. -0.00 min  
 Lab File: VX016298.D  
 Acq: 18 May 2020 14:56

Instrument :  
 MSVOA\_X  
 ClientSampled :  
 VX0518WBS01

Tgt Ion	Resp	Lower	Upper
128	310551		
127	12.7	10.2	15.4
129	10.9	8.7	13.1



#96  
 1,2,3-Trichlorobenzene  
 Concen: 15.808 ug/l  
 RT: 14.01 min Scan# 2119  
 Delta R.T. -0.00 min  
 Lab File: VX016298.D  
 Acq: 18 May 2020 14:56

Tgt Ion	Resp	Lower	Upper
180	86872		
182	96.3	48.4	145.0
145	31.7	16.4	49.1

