

Data Path : Z:\VOASRV\HPCHEM1\MSVOA X\DATA\VX052820\
 Data File : VX016498.D
 Acq On : 28 May 2020 20:05
 Operator : JC/SP
 Sample : L2778-05MSD
 Misc : 5.0mL/MSVOA X/WATER
 ALS Vial : 28 Sample Multiplier: 1

Instrument :
 MSVOA_X
 ClientSampleId :
 WP022RW358-200526MSD

Quant Time: May 29 03:41:31 2020
 Quant Method : Z:\VOASRV\HPCHEM1\MSVOA_X\METHOD\82X052720W.M
 Quant Title : SW846 8260
 QLast Update : Wed May 27 16:31:05 2020
 Response via : Initial Calibration

Internal Standards	R.T.	QIon	Response	Conc	Units	Dev(Min)
1) Pentafluorobenzene	5.64	168	271299	50.00	ug/l	0.00
34) 1,4-Difluorobenzene	6.83	114	435674	50.00	ug/l	0.00
63) Chlorobenzene-d5	10.10	117	407255	50.00	ug/l	0.00
72) 1,4-Dichlorobenzene-d4	12.06	152	197045	50.00	ug/l	0.00

System Monitoring Compounds

33) 1,2-Dichloroethane-d4	6.04	65	183709	54.53	ug/l	0.00
Spiked Amount	50.000		Recovery	=	109.06%	
35) Dibromofluoromethane	5.47	113	143498	53.49	ug/l	0.00
Spiked Amount	50.000		Recovery	=	106.98%	
50) Toluene-d8	8.70	98	568044	54.40	ug/l	0.00
Spiked Amount	50.000		Recovery	=	108.80%	
62) 4-Bromofluorobenzene	11.12	95	214032	53.05	ug/l	0.00
Spiked Amount	50.000		Recovery	=	106.10%	

Target Compounds

						Qvalue
2) Dichlorodifluoromethane	1.18	85	146339	54.811	ug/l	99
3) Chloromethane	1.31	50	170710	52.910	ug/l	100
4) Vinyl Chloride	1.39	62	204415	59.910	ug/l	99
5) Bromomethane	1.62	94	91832	55.353	ug/l	97
6) Chloroethane	1.70	64	110861	55.699	ug/l	97
7) Trichlorofluoromethane	1.91	101	239586	53.467	ug/l	99
8) Diethyl Ether	2.17	74	98404	52.665	ug/l	97
9) 1,1,2-Trichlorotrifluoroet	2.36	101	127750	51.800	ug/l	99
10) Methyl Iodide	2.49	142	150189	50.913	ug/l	99
11) Tert butyl alcohol	3.01	59	228769	264.790	ug/l	99
12) 1,1-Dichloroethene	2.36	96	140482	53.815	ug/l	98
13) Acrolein	2.27	56	110416	300.436	ug/l	97
14) Allyl chloride	2.70	41	260980	54.362	ug/l	99
15) Acrylonitrile	3.12	53	504166	284.876	ug/l	98
16) Acetone	2.42	43	406738	275.546	ug/l	99
17) Carbon Disulfide	2.55	76	418008	53.921	ug/l	100
18) Methyl Acetate	2.75	43	200023	52.833	ug/l	100
19) Methyl tert-butyl Ether	3.17	73	517619	55.219	ug/l	100
20) Methylene Chloride	2.83	84	162828	53.316	ug/l	98
21) trans-1,2-Dichloroethene	3.14	96	155438	53.832	ug/l	97
22) Diisopropyl ether	3.82	45	504129	54.663	ug/l	99
23) Vinyl Acetate	3.79	43	2121927	262.858	ug/l	99
24) 1,1-Dichloroethane	3.67	63	287072	55.149	ug/l	99
25) 2-Butanone	4.64	43	701479	280.455	ug/l	99
26) 2,2-Dichloropropane	4.55	77	189950	44.595	ug/l	98
27) cis-1,2-Dichloroethene	4.56	96	181065	54.204	ug/l	99
28) Bromochloromethane	4.98	49	125679	51.956	ug/l	98
29) Tetrahydrofuran	5.09	42	458718	283.876	ug/l	100
30) Chloroform	5.18	83	282917	53.941	ug/l	99
31) Cyclohexane	5.55	56	238705	50.973	ug/l	98
32) 1,1,1-Trichloroethane	5.46	97	251365	52.936	ug/l	100
36) 1,1-Dichloropropene	5.77	75	215414	52.221	ug/l	99
37) Ethyl Acetate	4.79	43	248277	50.132	ug/l	99
38) Carbon Tetrachloride	5.76	117	223307	51.513	ug/l	98

Data Path : Z:\VOASRV\HPCHEM1\MSVOA X\DATA\VX052820\
 Data File : VX016498.D
 Acq On : 28 May 2020 20:05
 Operator : JC/SP
 Sample : L2778-05MSD
 Misc : 5.0mL/MSVOA X/WATER
 ALS Vial : 28 Sample Multiplier: 1

Instrument :
 MSVOA_X
 ClientSampleId :
 WP022RW358-200526MSD

Quant Time: May 29 03:41:31 2020
 Quant Method : Z:\VOASRV\HPCHEM1\MSVOA_X\METHOD\82X052720W.M
 Quant Title : SW846 8260
 QLast Update : Wed May 27 16:31:05 2020
 Response via : Initial Calibration

Internal Standards	R.T.	QIon	Response	Conc	Units	Dev(Min)
39) Methylcyclohexane	7.44	83	227671	50.814	ug/l	99
40) Benzene	6.12	78	657505	53.525	ug/l	99
41) Methacrylonitrile	5.01	41	146417	53.824	ug/l	98
42) 1,2-Dichloroethane	6.17	62	228295	52.259	ug/l	99
43) Isopropyl Acetate	6.42	43	400244	51.812	ug/l	99
44) Trichloroethene	7.19	130	195047	50.045	ug/l	98
45) 1,2-Dichloropropane	7.49	63	168721	53.952	ug/l	97
46) Dibromomethane	7.64	93	110864	52.780	ug/l	99
47) Bromodichloromethane	7.88	83	231067	53.129	ug/l	99
48) Methyl methacrylate	7.74	41	202343	54.707	ug/l	99
49) 1,4-Dioxane	7.71	88	85260	985.000	ug/l	100
51) 4-Methyl-2-Pentanone	8.62	43	1325296	275.530	ug/l	99
52) Toluene	8.77	92	413253	53.349	ug/l	100
53) t-1,3-Dichloropropene	9.02	75	262343	53.047	ug/l	100
54) cis-1,3-Dichloropropene	8.42	75	275879	52.702	ug/l	99
55) 1,1,2-Trichloroethane	9.20	97	166913	54.194	ug/l	97
56) Ethyl methacrylate	9.16	69	279698	55.761	ug/l	99
57) 1,3-Dichloropropane	9.35	76	287343	54.354	ug/l	99
59) 2-Hexanone	9.48	43	1043612	279.002	ug/l	99
60) Dibromochloromethane	9.57	129	187967	54.231	ug/l	99
61) 1,2-Dibromoethane	9.65	107	178881	54.237	ug/l	100
64) Tetrachloroethene	9.32	164	208555	45.773	ug/l	99
65) Chlorobenzene	10.12	112	998223	120.227	ug/l	99
66) 1,1,1,2-Tetrachloroethane	10.21	131	166454	52.519	ug/l	100
67) Ethyl Benzene	10.24	91	766255	51.835	ug/l	100
68) m/p-Xylenes	10.34	106	574114	104.747	ug/l	100
69) o-Xylene	10.68	106	277662	52.310	ug/l	99
70) Styrene	10.70	104	494123	54.158	ug/l	100
71) Bromoform	10.84	173	143332	53.511	ug/l #	98
73) Isopropylbenzene	11.00	105	724279	53.050	ug/l	100
74) N-amyl acetate	10.88	43	339232	54.018	ug/l	99
75) 1,1,2,2-Tetrachloroethane	11.25	83	208793	61.020	ug/l	100
76) 1,2,3-Trichloropropane	11.28	75	314712	72.662	ug/l	84
77) Bromobenzene	11.24	156	193213	53.957	ug/l	99
78) n-propylbenzene	11.34	91	819646	53.736	ug/l	99
79) 2-Chlorotoluene	11.41	91	503503	54.079	ug/l	100
80) 1,3,5-Trimethylbenzene	11.49	105	611312	53.624	ug/l	100
81) trans-1,4-Dichloro-2-buten	11.06	75	91982	52.241	ug/l	100
82) 4-Chlorotoluene	11.49	91	593790	54.007	ug/l	100
83) tert-Butylbenzene	11.76	119	536812	55.110	ug/l	99
84) 1,2,4-Trimethylbenzene	11.79	105	621205	53.882	ug/l	100
85) sec-Butylbenzene	11.93	105	660361	54.042	ug/l	99
86) p-Isopropyltoluene	12.05	119	621266	54.276	ug/l	100
87) 1,3-Dichlorobenzene	12.01	146	334539	53.924	ug/l	99
88) 1,4-Dichlorobenzene	12.08	146	346139	54.554	ug/l	99
89) n-Butylbenzene	12.37	91	536055	56.225	ug/l	100
90) Hexachloroethane	12.58	117	105697	53.460	ug/l	97
91) 1,2-Dichlorobenzene	12.38	146	325251	54.113	ug/l	99
92) 1,2-Dibromo-3-Chloropropan	12.98	75	60382	54.481	ug/l	98
93) 1,2,4-Trichlorobenzene	13.63	180	224685	56.286	ug/l	97

Data Path : Z:\VOASRV\HPCHEM1\MSVOA X\DATA\VX052820\
Data File : VX016498.D
Acq On : 28 May 2020 20:05
Operator : JC/SP
Sample : L2778-05MSD
Misc : 5.0mL/MSVOA X/WATER
ALS Vial : 28 Sample Multiplier: 1

Instrument :
MSVOA_X
ClientSampleId :
WP022RW358-200526MSD

Quant Time: May 29 03:41:31 2020
Quant Method : Z:\VOASRV\HPCHEM1\MSVOA_X\METHOD\82X052720W.M
Quant Title : SW846 8260
QLast Update : Wed May 27 16:31:05 2020
Response via : Initial Calibration

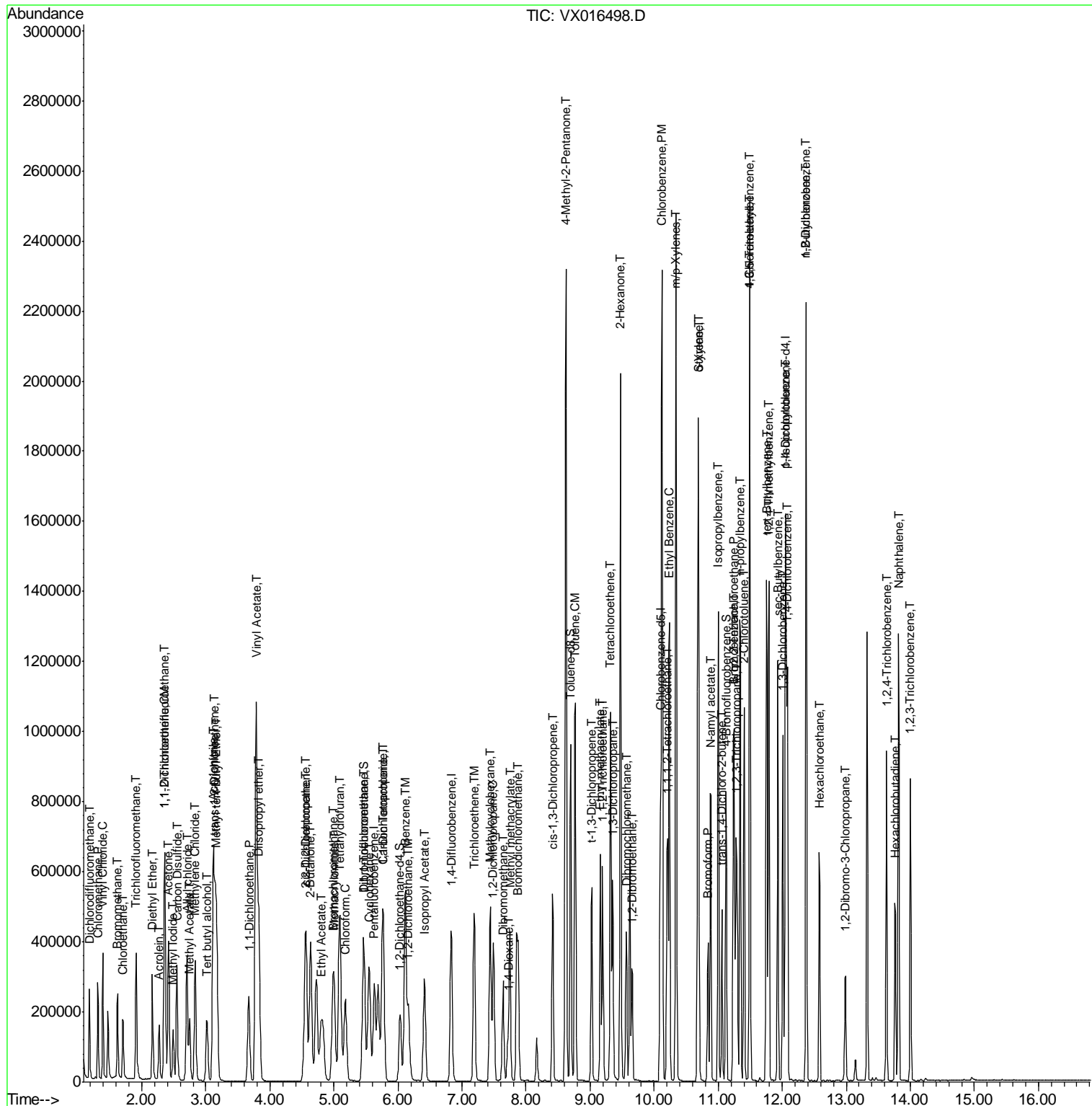
Internal Standards	R.T.	QIon	Response	Conc	Units	Dev(Min)
94) Hexachlorobutadiene	13.76	225	79225	50.549	ug/l	97
95) Naphthalene	13.82	128	758676	55.441	ug/l	99
96) 1,2,3-Trichlorobenzene	14.00	180	210326	53.781	ug/l	100

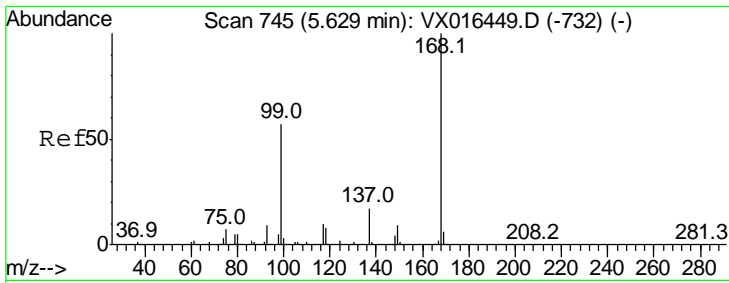
(#) = qualifier out of range (m) = manual integration (+) = signals summed

Data Path : Z:\VOASRV\HPCHEM1\MSVOA X\DATA\VX052820\
 Data File : VX016498.D
 Acq On : 28 May 2020 20:05
 Operator : JC/SP
 Sample : L2778-05MSD
 Misc : 5.0mL/MSVOA X/WATER
 ALS Vial : 28 Sample Multiplier: 1

Instrument :
 MSVOA_X
 Client Sample Id :
 WP022RW358-200526MSD

Quant Time: May 29 03:41:31 2020
 Quant Method : Z:\VOASRV\HPCHEM1\MSVOA_X\METHOD\82X052720W.M
 Quant Title : SW846 8260
 QLast Update : Wed May 27 16:31:05 2020
 Response via : Initial Calibration

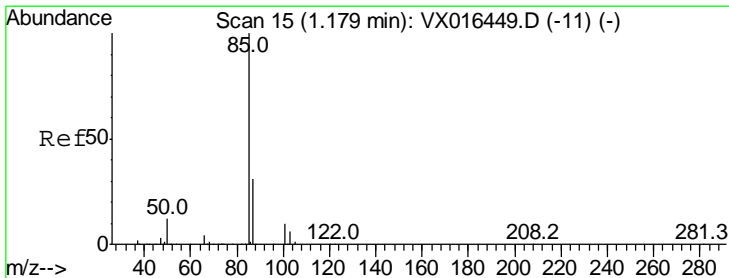
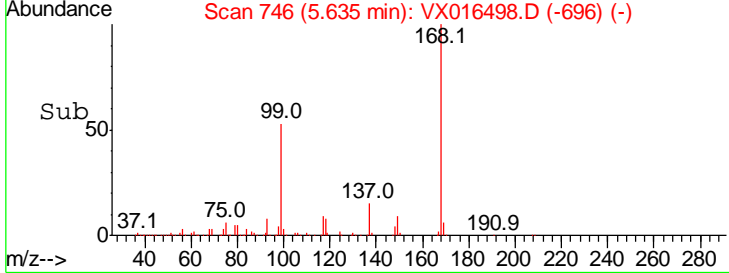
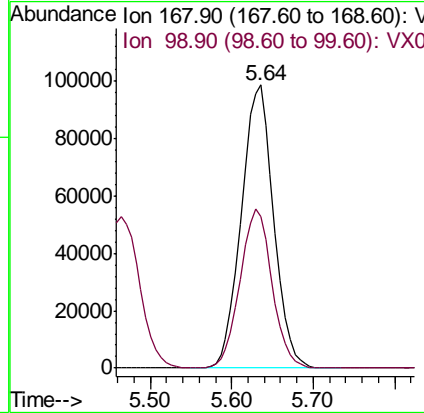
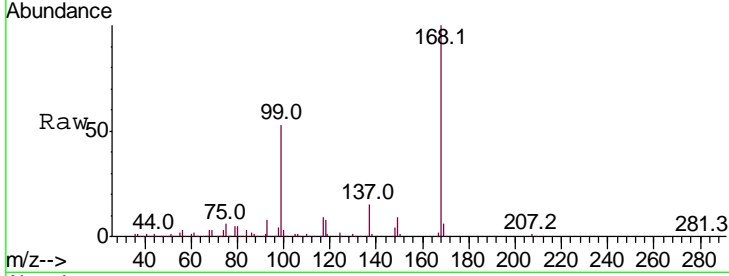




#1
 Pentafluorobenzene
 Concen: 50.000 ug/l
 RT: 5.64 min Scan# 746
 Delta R.T. 0.01 min
 Lab File: VX016498.D
 Acq: 28 May 2020 20:05

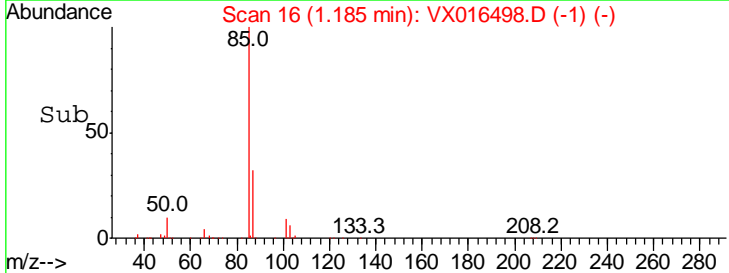
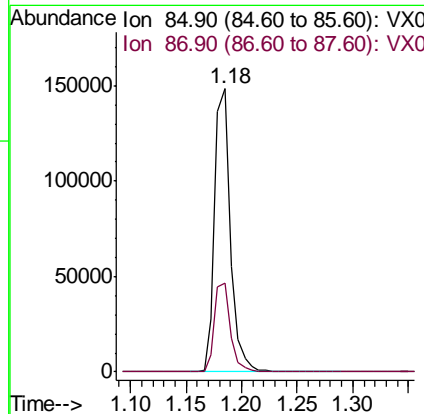
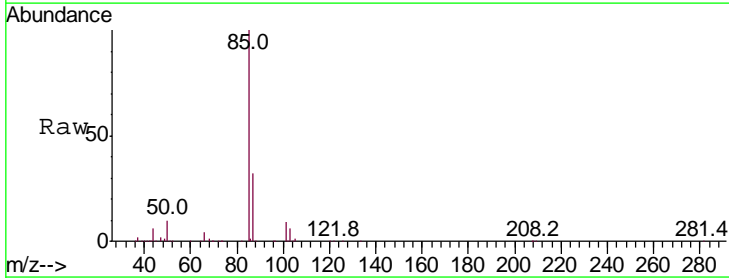
Instrument :
 MSVOA_X
ClientSampled :
 WP022RW358-200526MSD

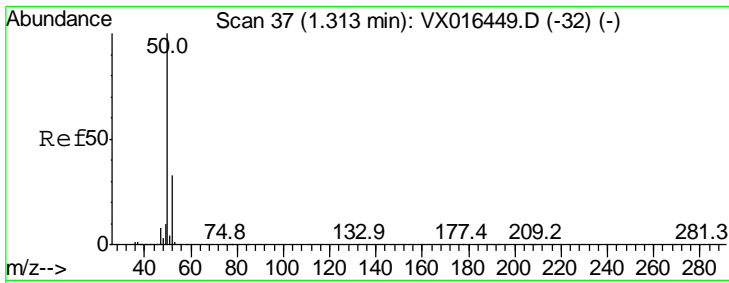
Tgt Ion	Resp	Lower	Upper
168	100		
99	53.3	45.2	67.8



#2
 Dichlorodifluoromethane
 Concen: 54.811 ug/l
 RT: 1.18 min Scan# 16
 Delta R.T. 0.01 min
 Lab File: VX016498.D
 Acq: 28 May 2020 20:05

Tgt Ion	Resp	Lower	Upper
85	100		
87	31.5	15.4	46.2

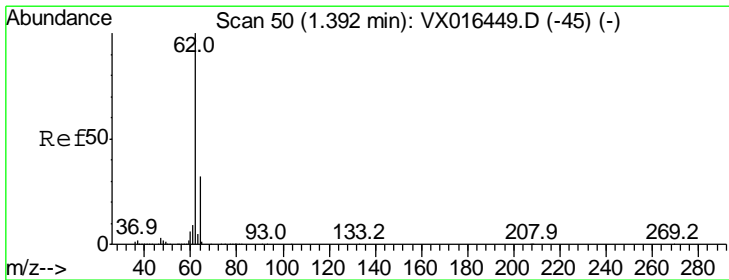
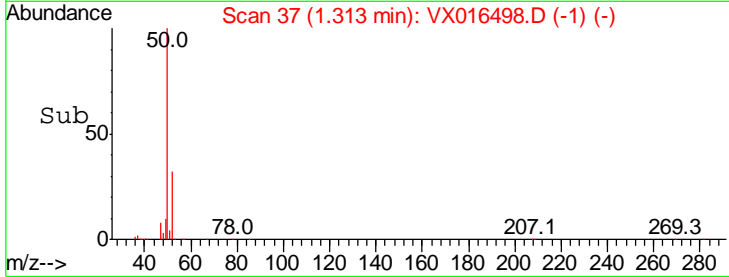
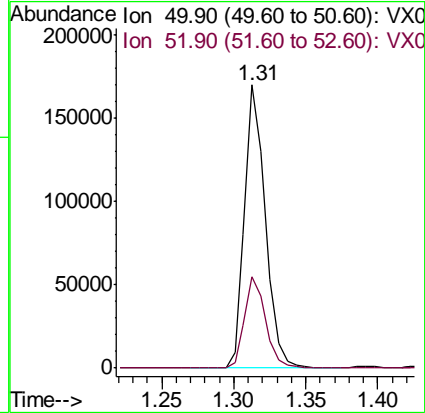
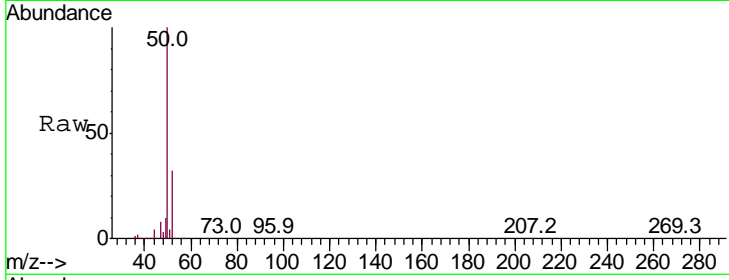




#3
 Chloromethane
 Concen: 52.910 ug/l
 RT: 1.31 min Scan# 37
 Delta R.T. -0.00 min
 Lab File: VX016498.D
 Acq: 28 May 2020 20:05


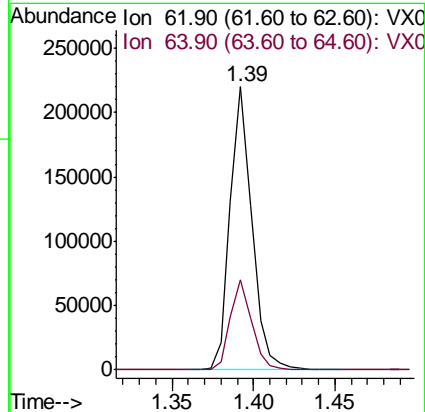
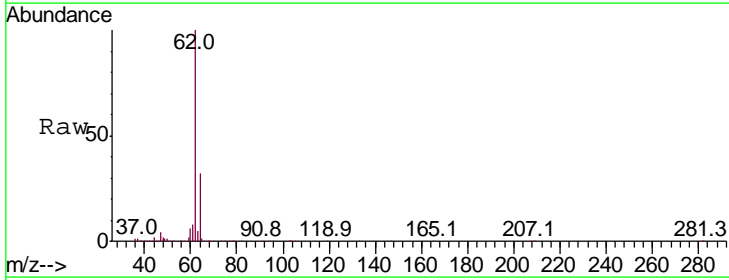
Instrument :
 MSVOA_X
 ClientSampleId :
 WP022RW358-200526MSD

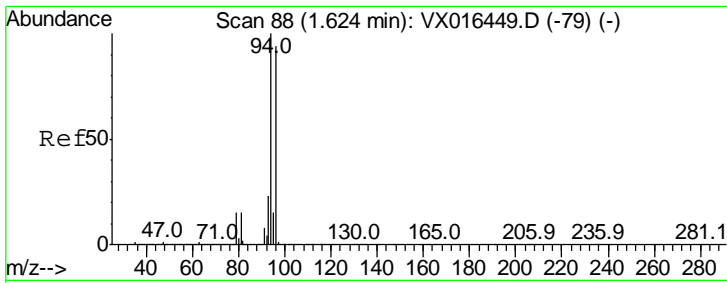
Tgt Ion: 50 Resp: 170710
 Ion Ratio Lower Upper
 50 100
 52 32.4 26.2 39.2



#4
 Vinyl Chloride
 Concen: 59.910 ug/l
 RT: 1.39 min Scan# 50
 Delta R.T. -0.00 min
 Lab File: VX016498.D
 Acq: 28 May 2020 20:05

Tgt Ion: 62 Resp: 204415
 Ion Ratio Lower Upper
 62 100
 64 31.7 25.9 38.9

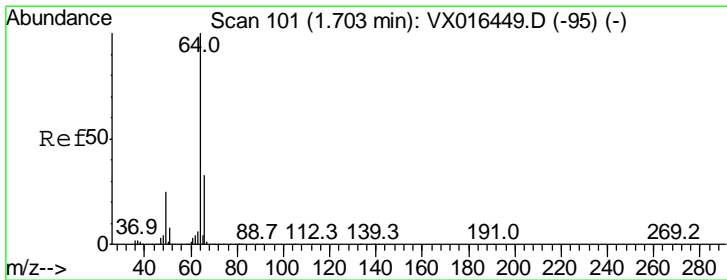
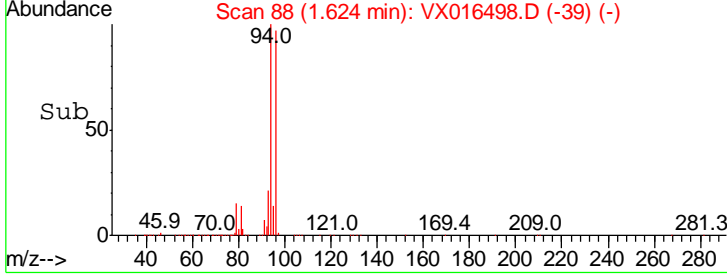
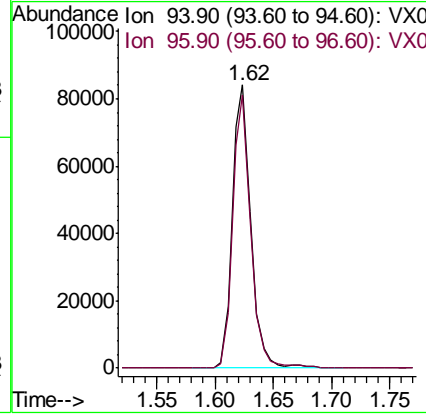
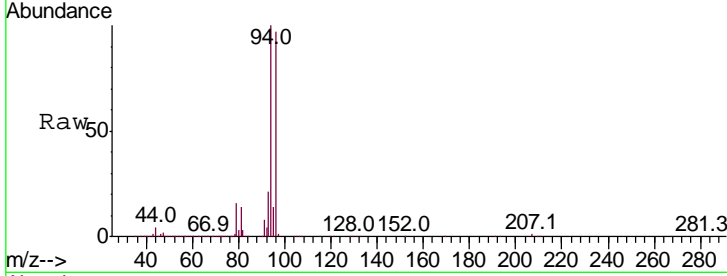




#5
 Bromomethane
 Concen: 55.353 ug/l
 RT: 1.62 min Scan# 88
 Delta R.T. -0.00 min
 Lab File: VX016498.D
 Acq: 28 May 2020 20:05

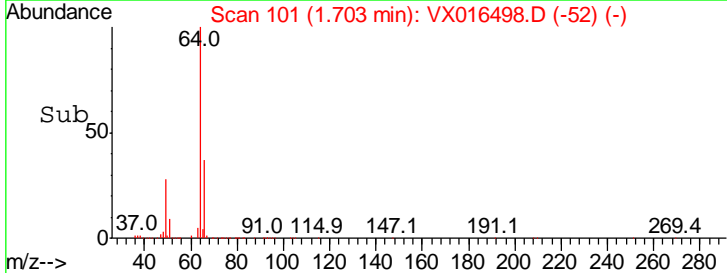
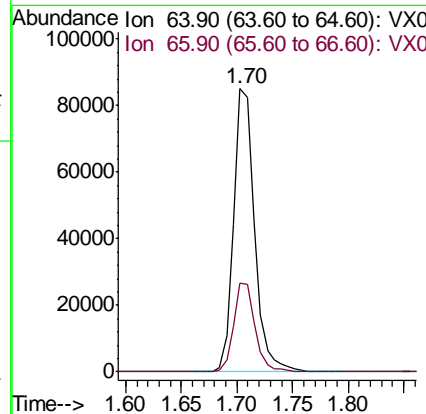

Instrument :
 MSVOA_X
ClientSampled :
 WP022RW358-200526MSD

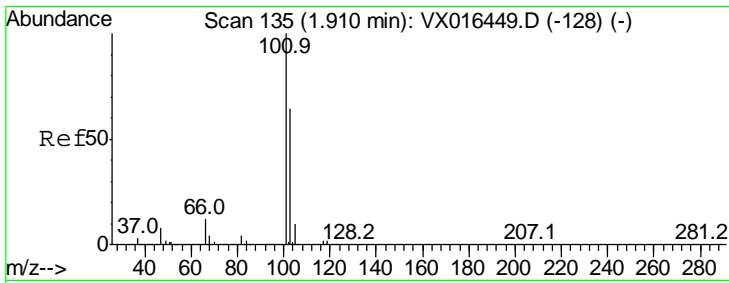
Tgt Ion	Resp	Lower	Upper
94	100		
96	96.4	75.1	112.7



#6
 Chloroethane
 Concen: 55.699 ug/l
 RT: 1.70 min Scan# 101
 Delta R.T. -0.00 min
 Lab File: VX016498.D
 Acq: 28 May 2020 20:05

Tgt Ion	Resp	Lower	Upper
64	100		
66	31.5	26.7	40.1

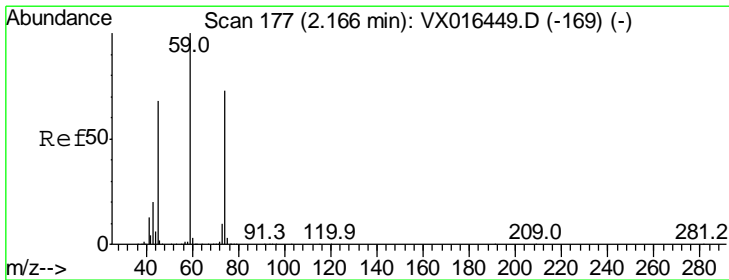
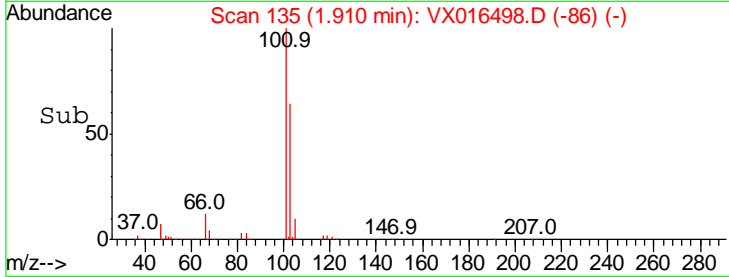
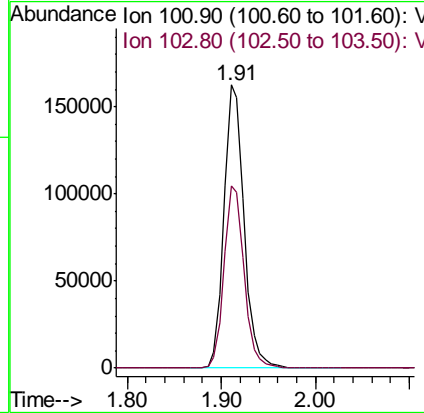
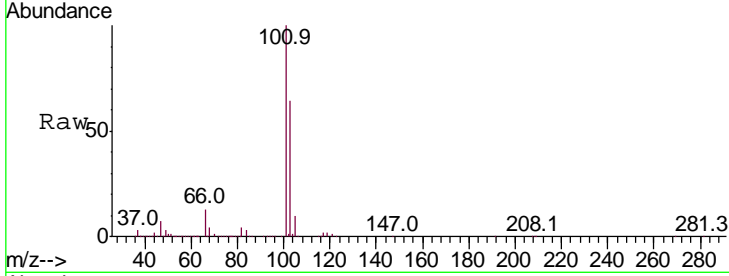




#7
 Trichlorofluoromethane
 Concen: 53.467 ug/l
 RT: 1.91 min Scan# 135
 Delta R.T. -0.00 min
 Lab File: VX016498.D
 Acq: 28 May 2020 20:05


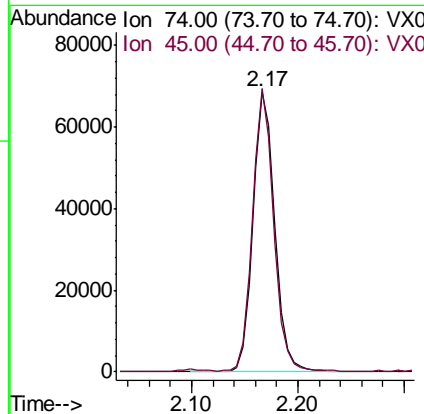

Instrument :
 MSVOA_X
ClientSampled :
 WP022RW358-200526MSD

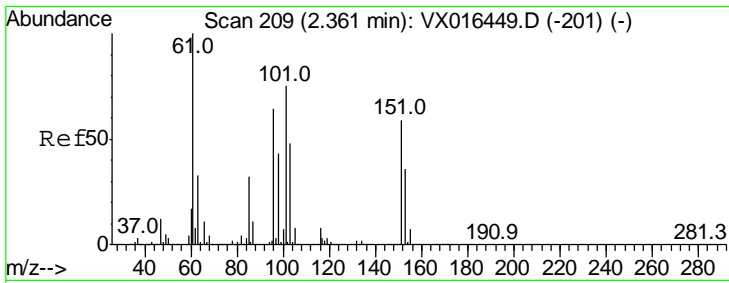
Tgt Ion	Resp	Lower	Upper
101	100		
103	64.4	50.9	76.3



#8
 Diethyl Ether
 Concen: 52.665 ug/l
 RT: 2.17 min Scan# 177
 Delta R.T. -0.00 min
 Lab File: VX016498.D
 Acq: 28 May 2020 20:05

Tgt Ion	Resp	Lower	Upper
74	100		
45	98.4	47.5	142.5

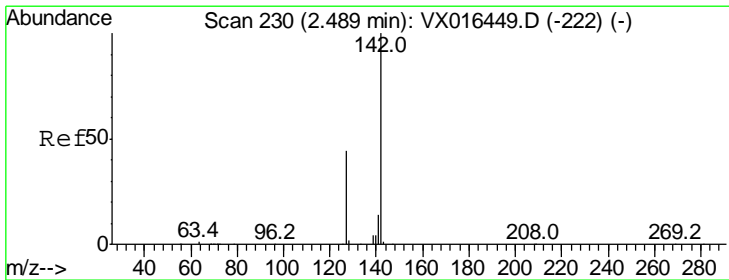
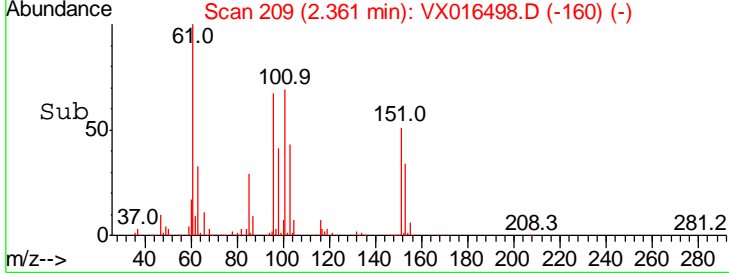
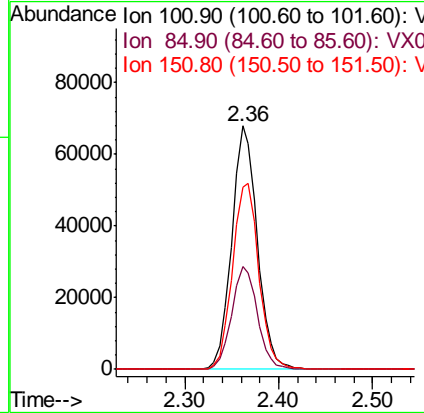
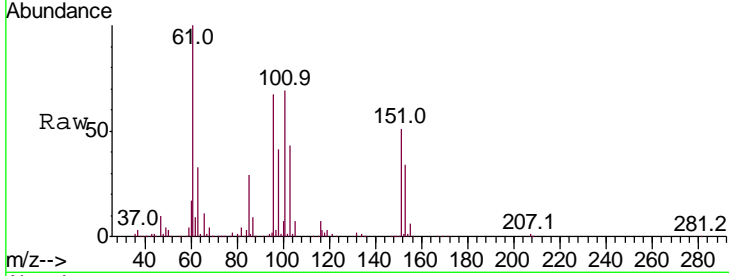




#9
 1,1,2-Trichlorotrifluoroethane
 Concen: 51.800 ug/l
 RT: 2.36 min Scan# 209
 Delta R.T. -0.00 min
 Lab File: VX016498.D
 Acq: 28 May 2020 20:05

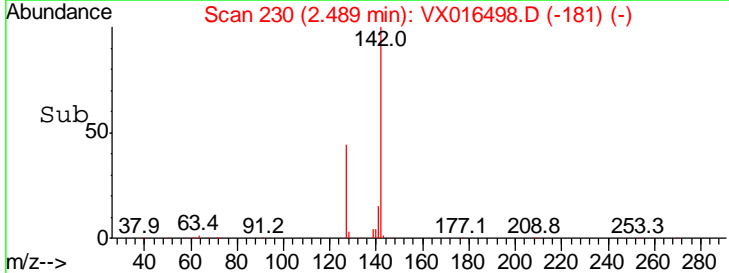
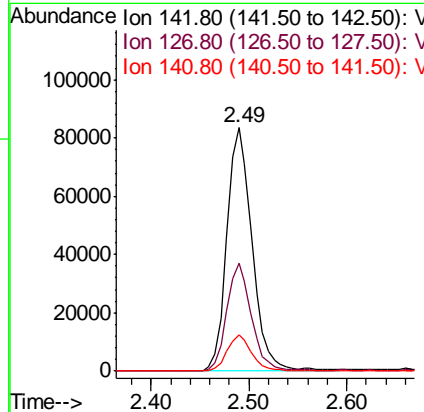
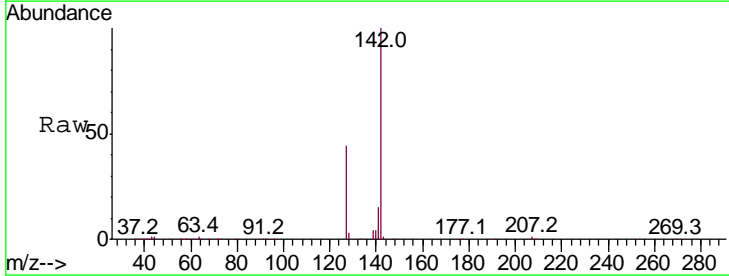
Instrument : MSVOA_X
 ClientSampleId : WP022RW358-200526MSD

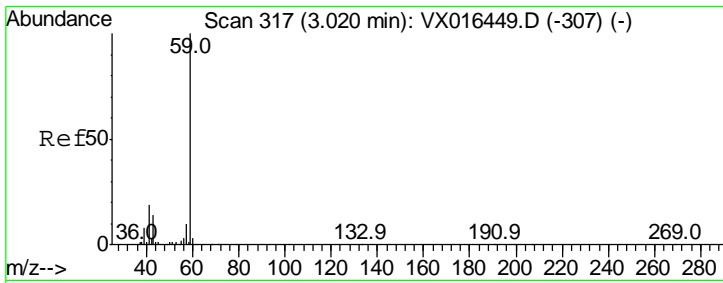
Tgt Ion	Resp	Lower	Upper
101	127750		
101	100		
85	42.6	34.4	51.6
151	78.9	63.8	95.6



#10
 Methyl Iodide
 Concen: 50.913 ug/l
 RT: 2.49 min Scan# 230
 Delta R.T. 0.00 min
 Lab File: VX016498.D
 Acq: 28 May 2020 20:05

Tgt Ion	Resp	Lower	Upper
142	150189		
142	100		
127	43.3	35.3	52.9
141	14.3	11.4	17.2

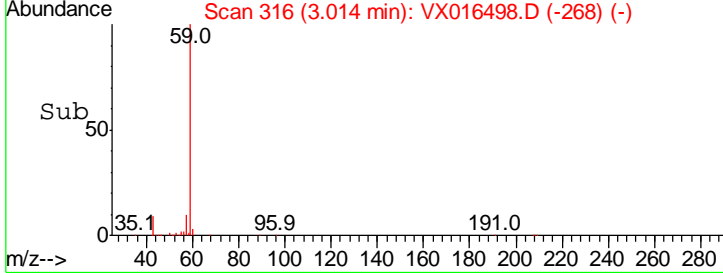
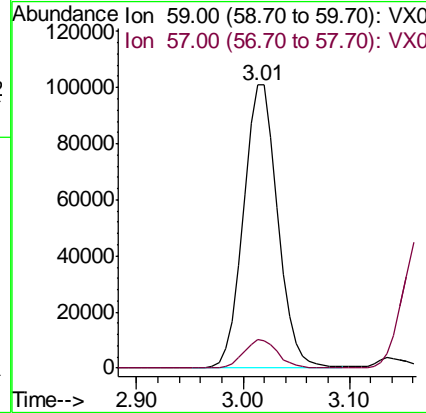
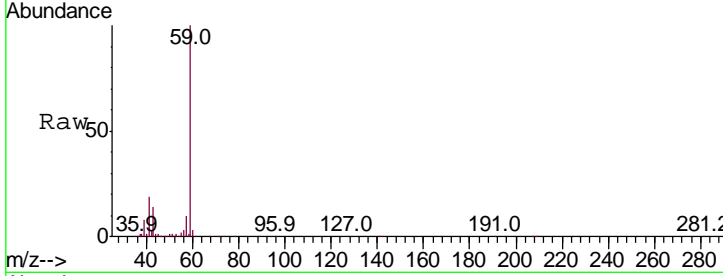




#11
 Tert butyl alcohol
 Concen: 264.790 ug/l
 RT: 3.01 min Scan# 316
 Delta R.T. -0.01 min
 Lab File: VX016498.D
 Acq: 28 May 2020 20:05

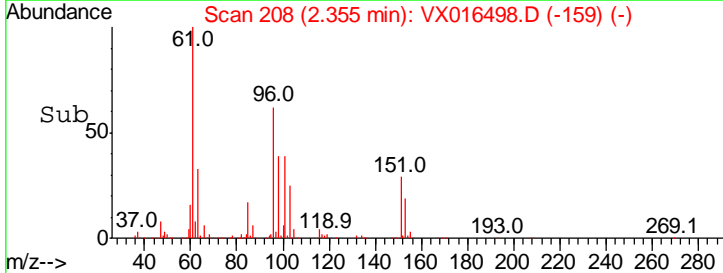
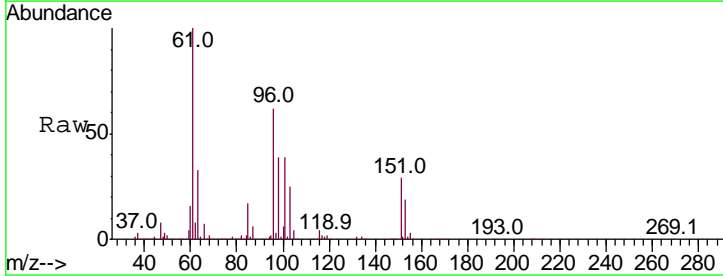
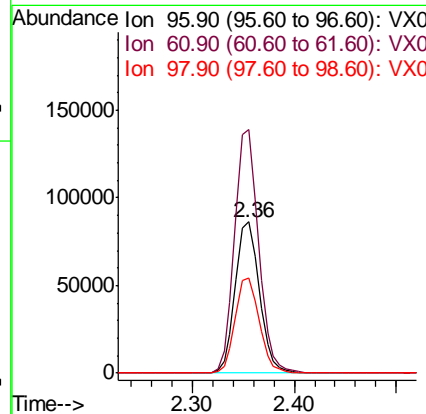
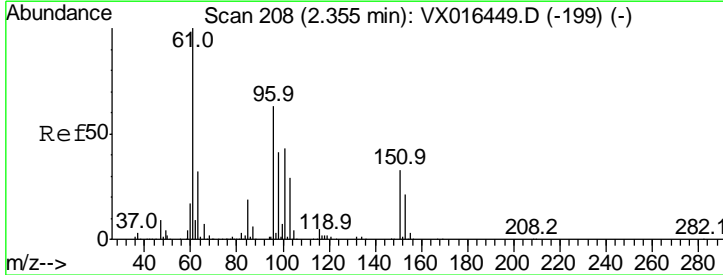
Instrument : MSVOA_X
 ClientSampleId : WP022RW358-200526MSD

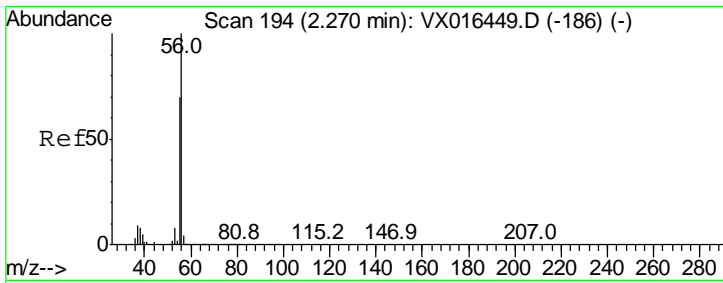
Tgt Ion	Resp	Lower	Upper
59	100		
57	10.0	8.2	12.4



#12
 1,1-Dichloroethene
 Concen: 53.815 ug/l
 RT: 2.36 min Scan# 208
 Delta R.T. -0.00 min
 Lab File: VX016498.D
 Acq: 28 May 2020 20:05

Tgt Ion	Resp	Lower	Upper
96	100		
61	161.1	126.6	189.8
98	63.2	51.3	76.9

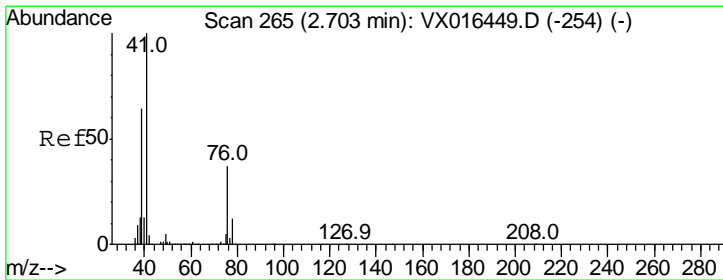
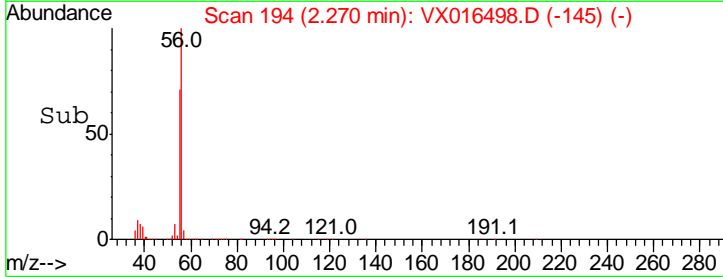
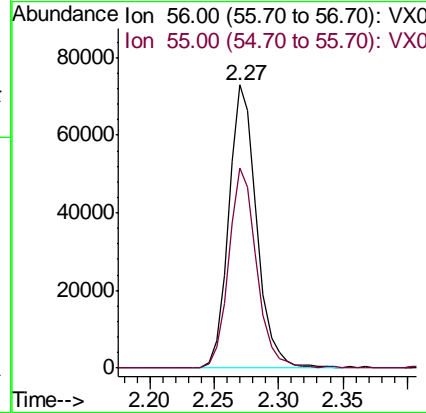
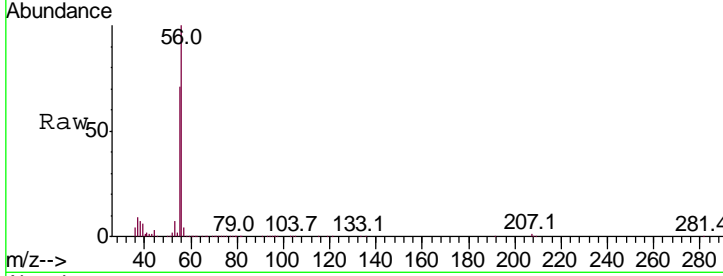




#13
 Acrolein
 Concen: 300.436 ug/l
 RT: 2.27 min Scan# 194
 Delta R.T. -0.00 min
 Lab File: VX016498.D
 Acq: 28 May 2020 20:05

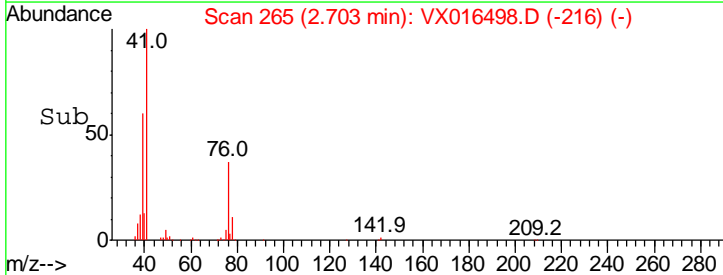
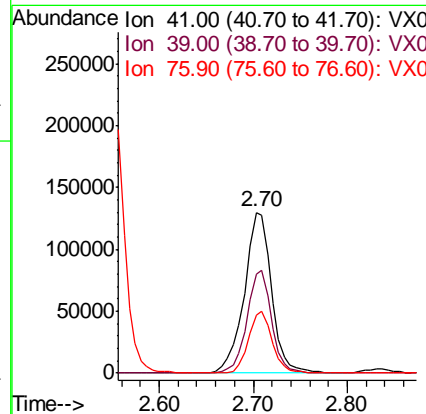
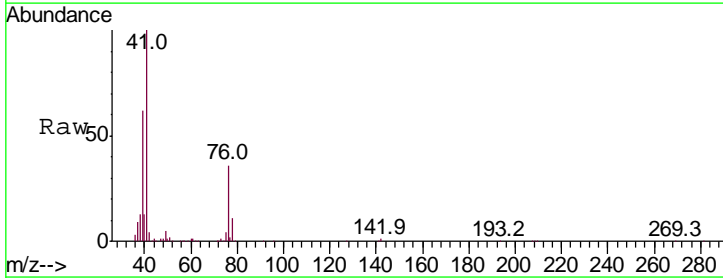
Instrument : MSVOA_X
 ClientSampleId : WP022RW358-200526MSD

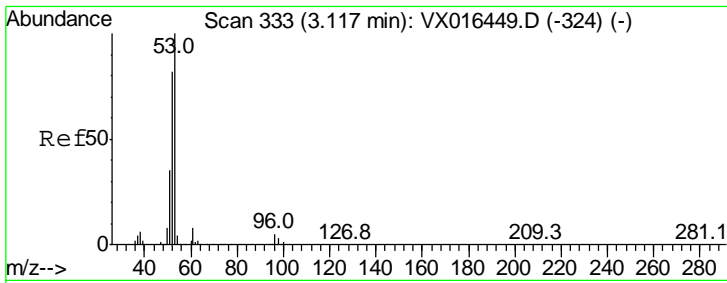
Tgt Ion	Resp	Lower	Upper
56	110416		
55	70.5	58.3	87.5



#14
 Allyl chloride
 Concen: 54.362 ug/l
 RT: 2.70 min Scan# 265
 Delta R.T. -0.00 min
 Lab File: VX016498.D
 Acq: 28 May 2020 20:05

Tgt Ion	Resp	Lower	Upper
41	260980		
39	58.0	47.7	71.5
76	33.4	26.6	40.0

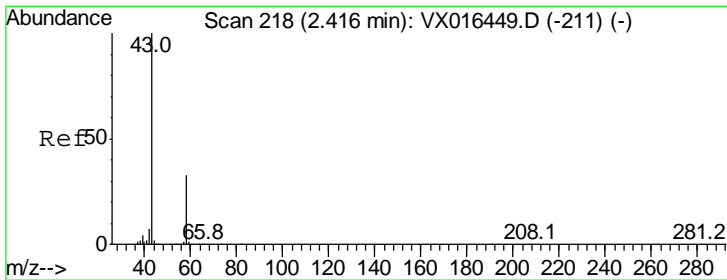
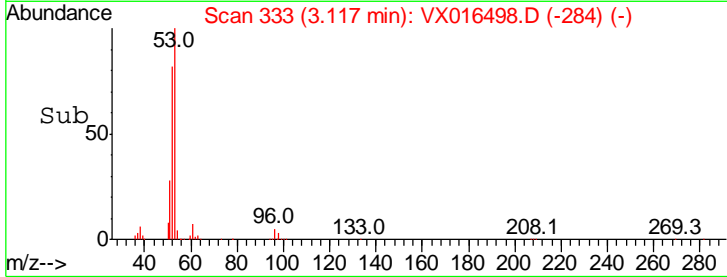
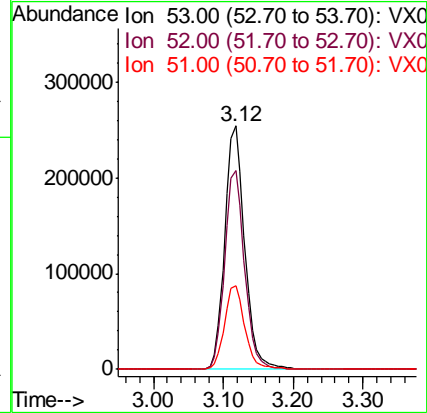
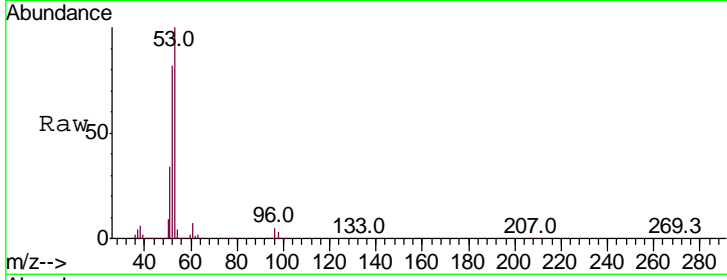




#15
 Acrylonitrile
 Concen: 284.876 ug/l
 RT: 3.12 min Scan# 333
 Delta R.T. -0.00 min
 Lab File: VX016498.D
 Acq: 28 May 2020 20:05

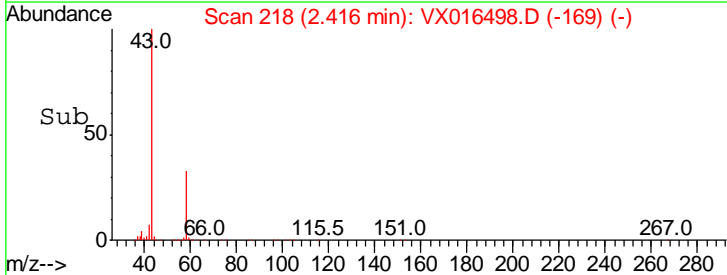
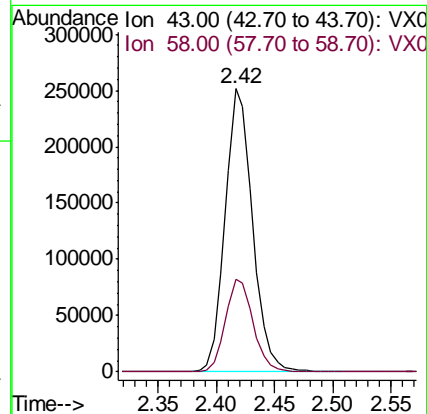
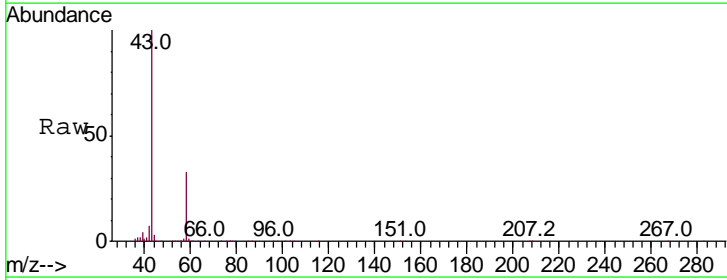
Instrument :
 MSVOA_X
 ClientSampled :
 WP022RW358-200526MSD

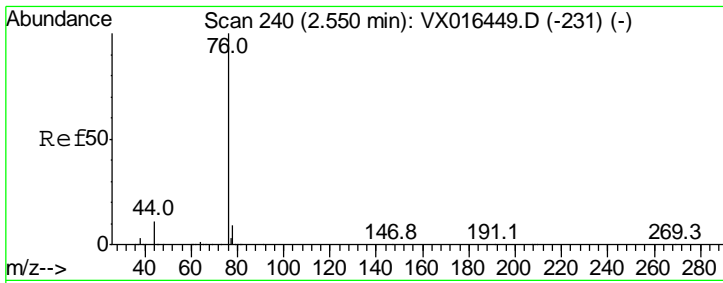
Tgt Ion	Resp	Lower	Upper
53	100		
52	81.6	66.7	100.1
51	35.1	28.6	43.0



#16
 Acetone
 Concen: 275.546 ug/l
 RT: 2.42 min Scan# 218
 Delta R.T. -0.00 min
 Lab File: VX016498.D
 Acq: 28 May 2020 20:05

Tgt Ion	Resp	Lower	Upper
43	100		
58	32.9	26.1	39.1

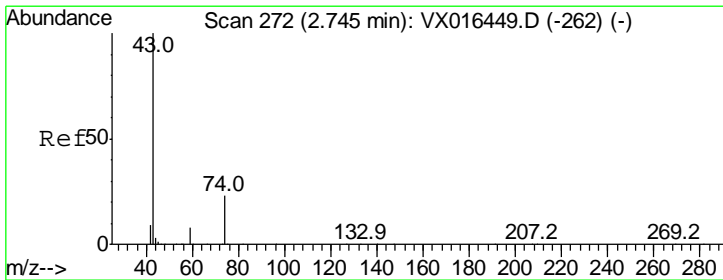
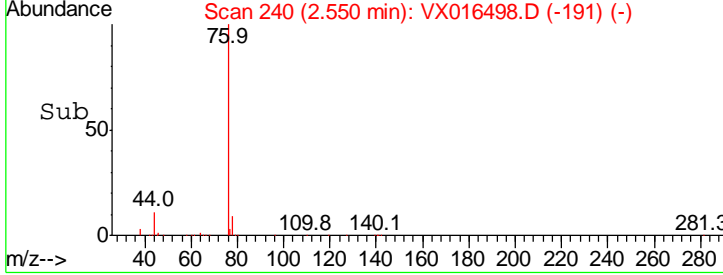
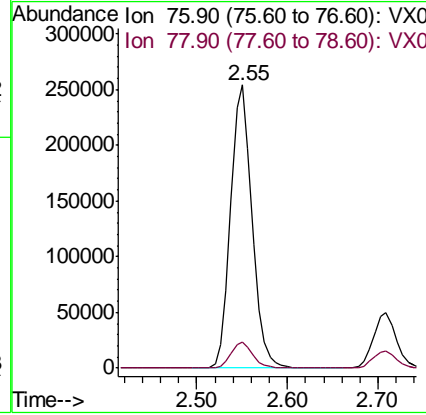
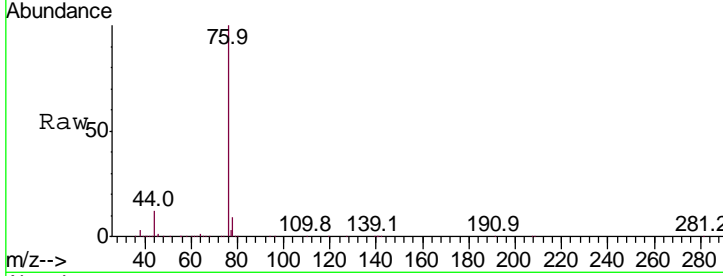




#17
 Carbon Disulfide
 Concen: 53.921 ug/l
 RT: 2.55 min Scan# 240
 Delta R.T. -0.00 min
 Lab File: VX016498.D
 Acq: 28 May 2020 20:05

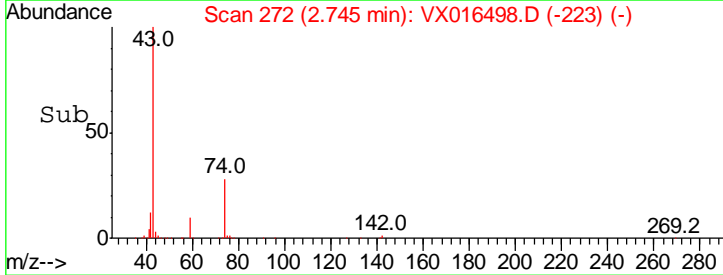
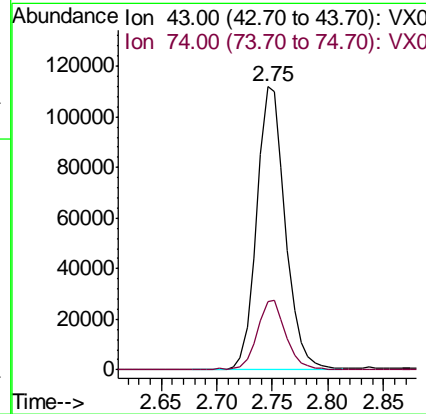
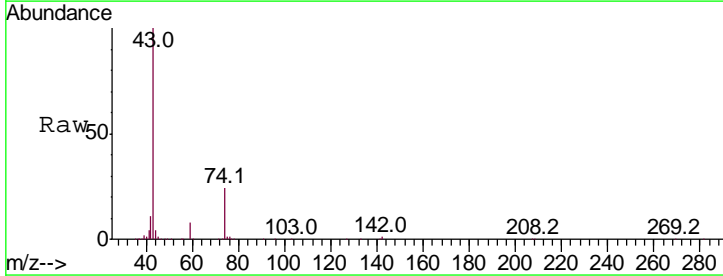
Instrument :
 MSVOA_X
 ClientSampleId :
 WP022RW358-200526MSD

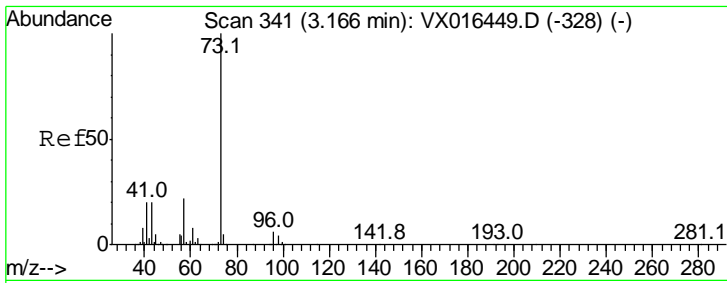
Tgt Ion	Resp	Lower	Upper
76	100		
78	9.2	7.4	11.0



#18
 Methyl Acetate
 Concen: 52.833 ug/l
 RT: 2.75 min Scan# 272
 Delta R.T. -0.00 min
 Lab File: VX016498.D
 Acq: 28 May 2020 20:05

Tgt Ion	Resp	Lower	Upper
43	100		
74	24.8	19.7	29.5

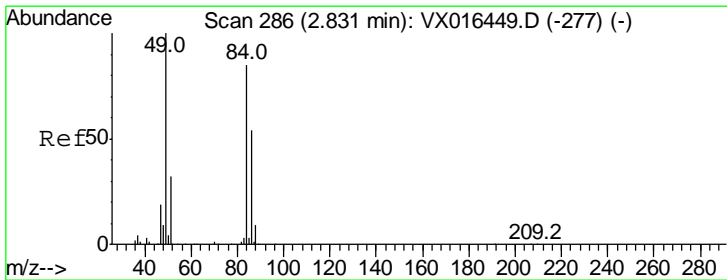
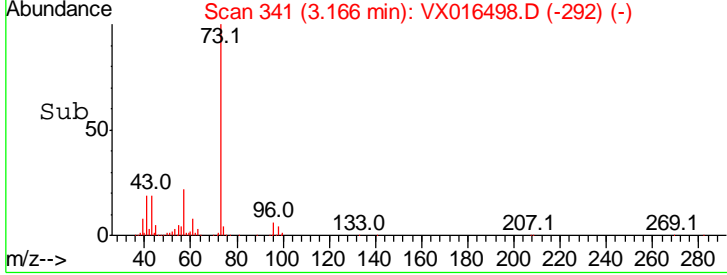
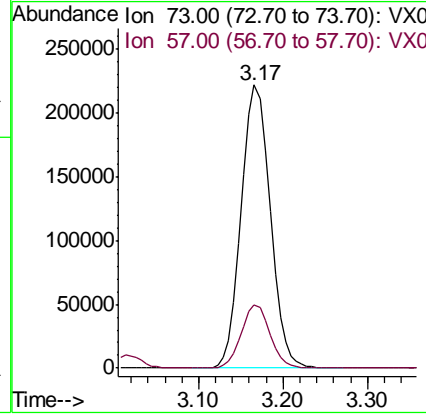
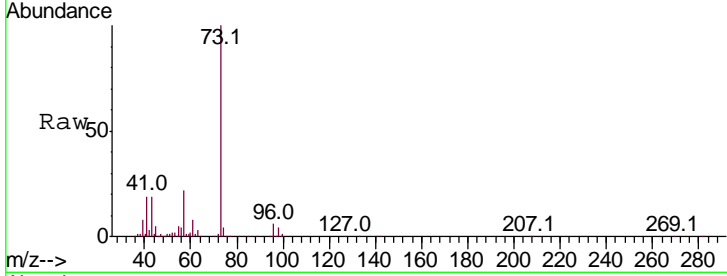




#19
 Methyl tert-butyl Ether
 Concen: 55.219 ug/l
 RT: 3.17 min Scan# 341
 Delta R.T. -0.00 min
 Lab File: VX016498.D
 Acq: 28 May 2020 20:05

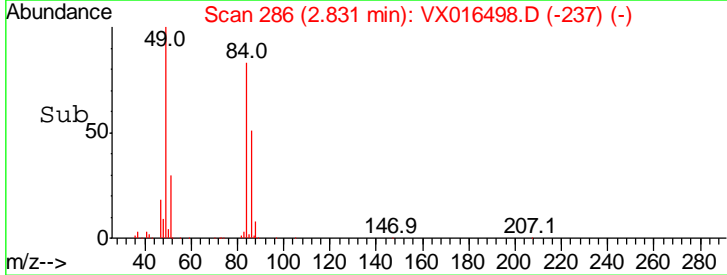
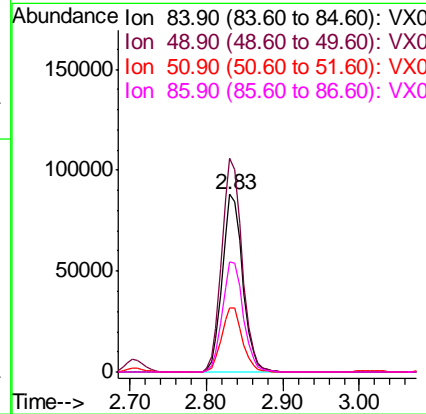
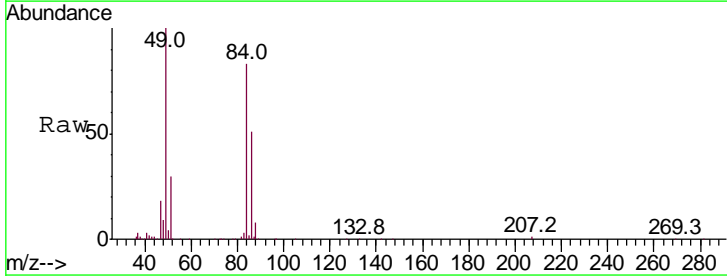
Instrument : MSVOA_X
 ClientSampleId : WP022RW358-200526MSD

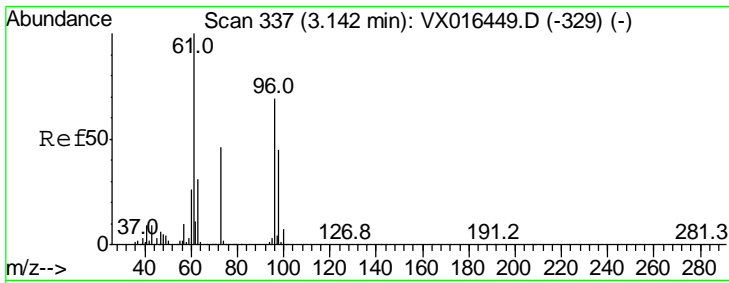
Tgt Ion	Resp	Lower	Upper
73	100		
57	22.2	17.8	26.6



#20
 Methylene Chloride
 Concen: 53.316 ug/l
 RT: 2.83 min Scan# 286
 Delta R.T. -0.00 min
 Lab File: VX016498.D
 Acq: 28 May 2020 20:05

Tgt Ion	Resp	Lower	Upper
84	100		
49	120.4	94.5	141.7
51	36.3	30.2	45.4
86	61.8	51.1	76.7

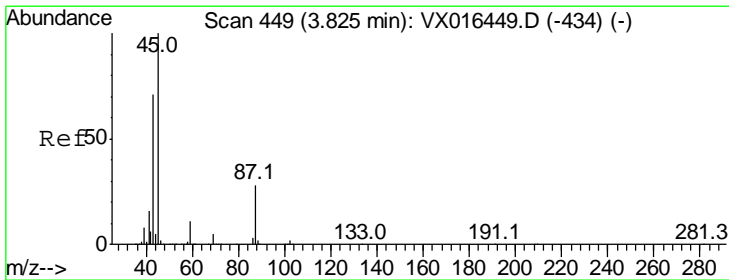
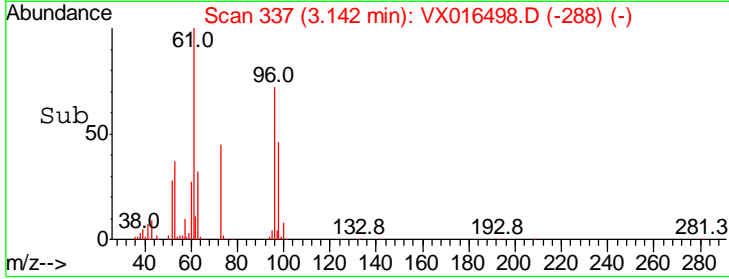
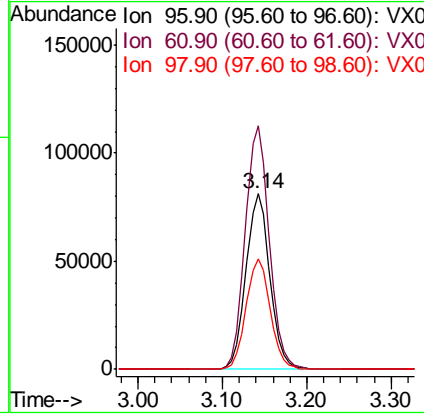
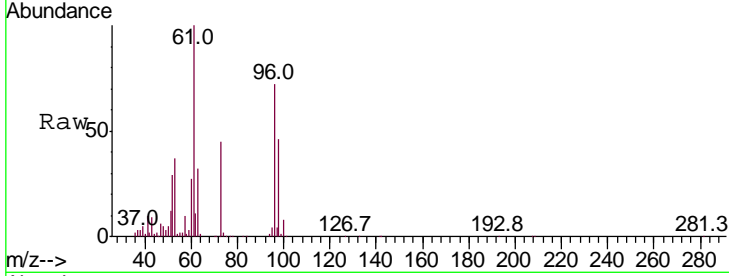




#21
 trans-1,2-Dichloroethene
 Concen: 53.832 ug/l
 RT: 3.14 min Scan# 337
 Delta R.T. -0.00 min
 Lab File: VX016498.D
 Acq: 28 May 2020 20:05

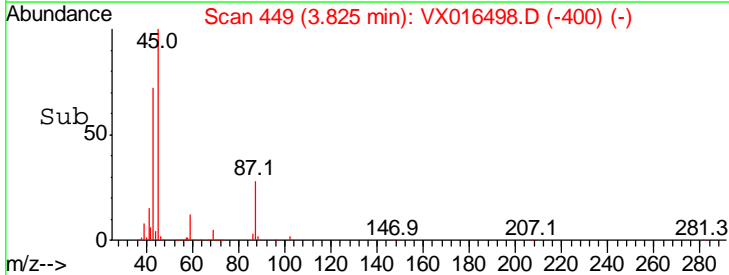
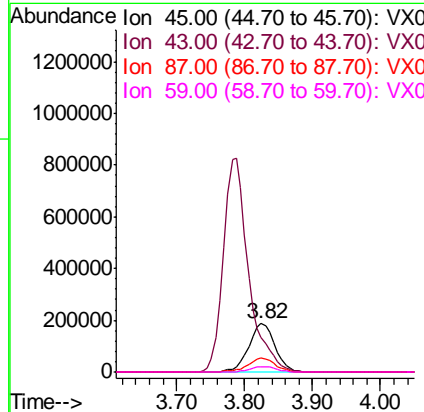
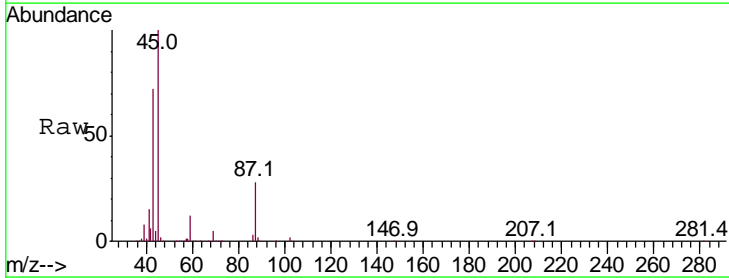
Instrument :
 MSVOA_X
ClientSampleId :
 WP022RW358-200526MSD

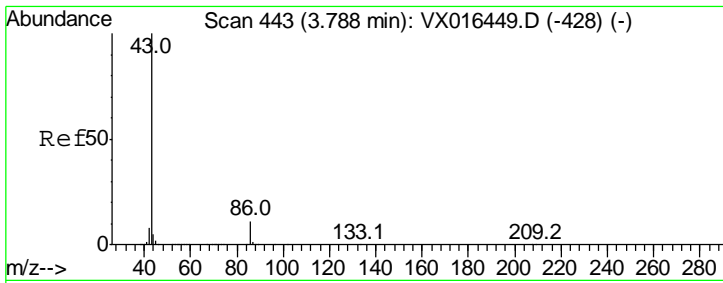
Tgt Ion	Resp	Lower	Upper
96	155438		
61	138.9	115.3	172.9
98	63.4	51.9	77.9



#22
 Diisopropyl ether
 Concen: 54.663 ug/l
 RT: 3.82 min Scan# 449
 Delta R.T. -0.00 min
 Lab File: VX016498.D
 Acq: 28 May 2020 20:05

Tgt Ion	Resp	Lower	Upper
45	504129		
43	72.1	57.0	85.6
87	28.2	22.5	33.7
59	12.0	9.1	13.7

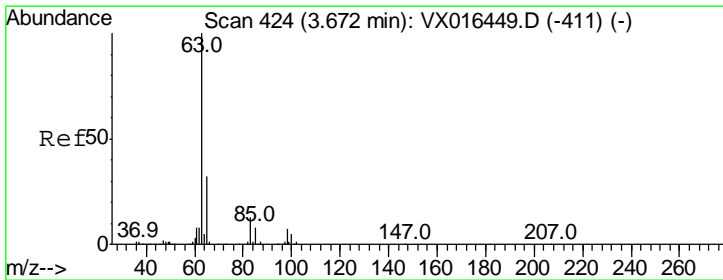
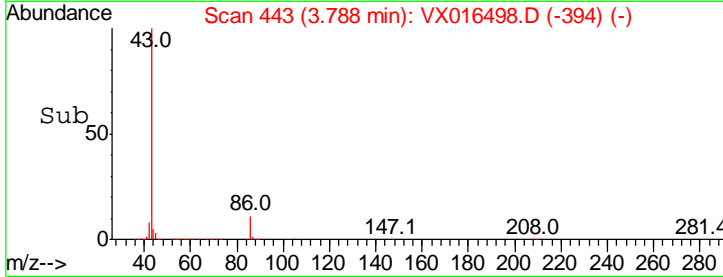
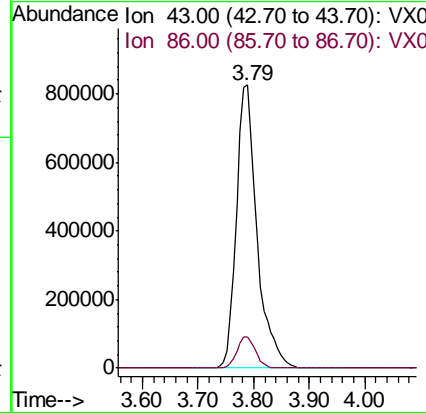
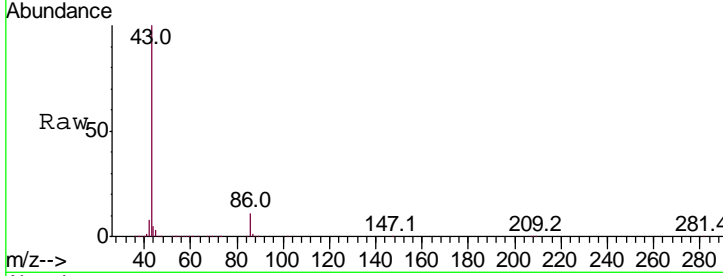




#23
 Vinyl Acetate
 Concen: 262.858 ug/l
 RT: 3.79 min Scan# 443
 Delta R.T. -0.00 min
 Lab File: VX016498.D
 Acq: 28 May 2020 20:05

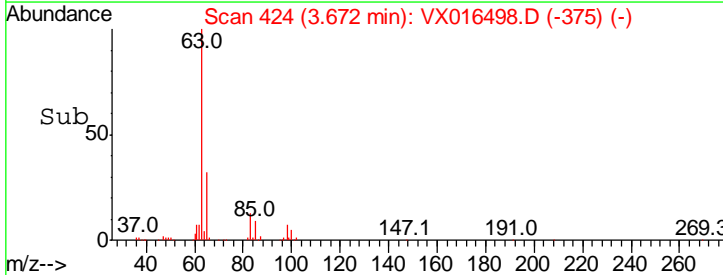
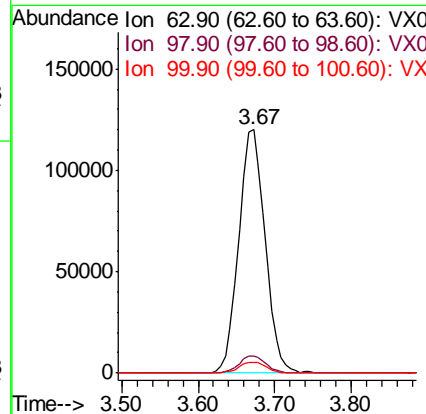
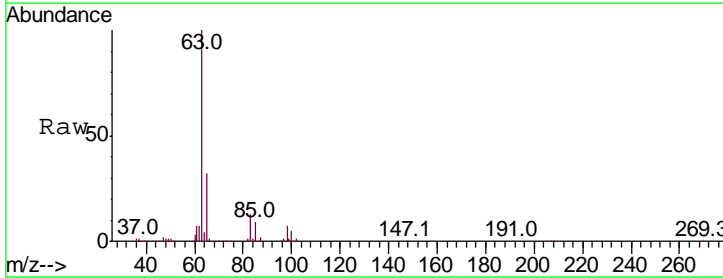
Instrument : MSVOA_X
 ClientSampleId : WP022RW358-200526MSD

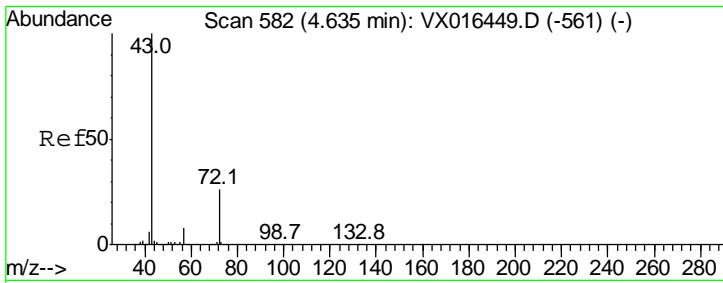
Tgt Ion	Resp	Lower	Upper
43	100		
86	11.2	8.6	13.0



#24
 1,1-Dichloroethane
 Concen: 55.149 ug/l
 RT: 3.67 min Scan# 424
 Delta R.T. -0.00 min
 Lab File: VX016498.D
 Acq: 28 May 2020 20:05

Tgt Ion	Resp	Lower	Upper
63	100		
98	7.1	3.6	10.9
100	4.6	2.4	7.1

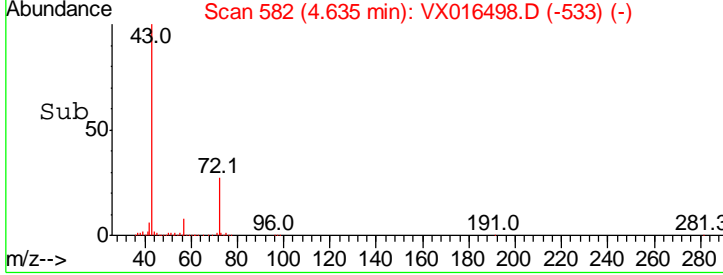
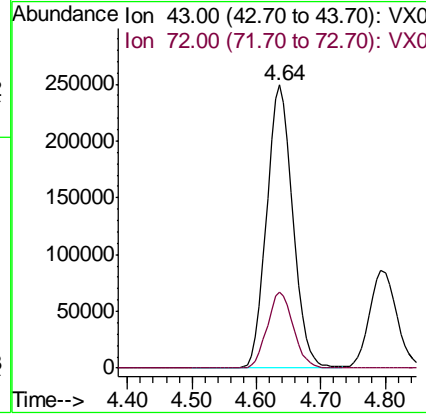





#25
 2-Butanone
 Concen: 280.455 ug/l
 RT: 4.64 min Scan# 582
 Delta R.T. -0.00 min
 Lab File: VX016498.D
 Acq: 28 May 2020 20:05

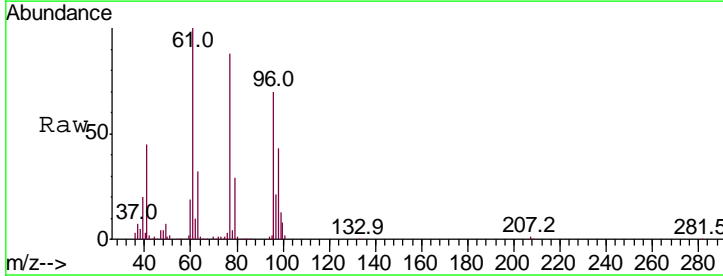
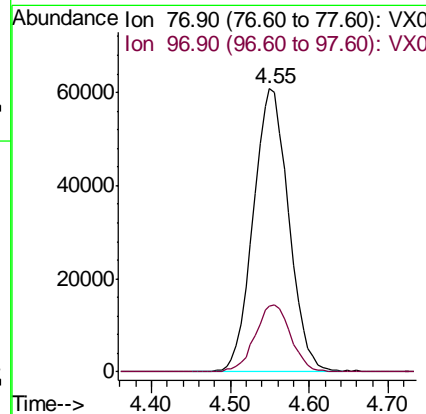
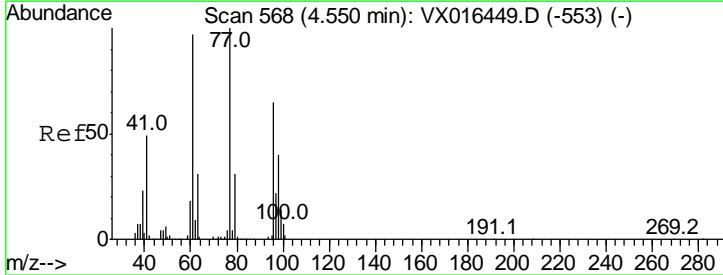
Instrument :
 MSVOA_X
ClientSampled :
 WP022RW358-200526MSD

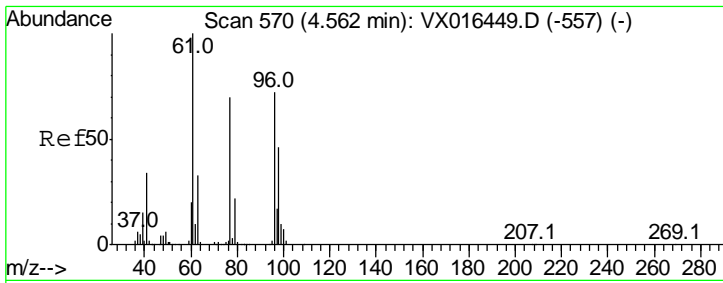
Tgt Ion	Resp	Lower	Upper
43	100		
72	27.0	21.0	31.6



#26
 2,2-Dichloropropane
 Concen: 44.595 ug/l
 RT: 4.55 min Scan# 568
 Delta R.T. -0.00 min
 Lab File: VX016498.D
 Acq: 28 May 2020 20:05

Tgt Ion	Resp	Lower	Upper
77	100		
97	23.8	11.5	34.4

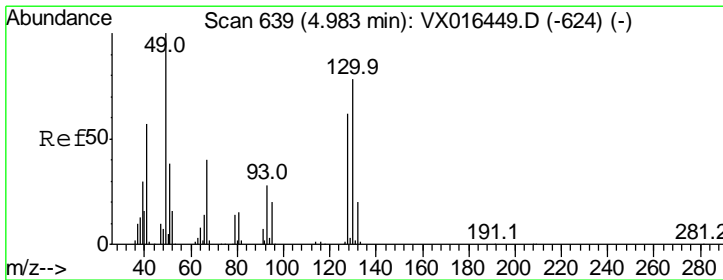
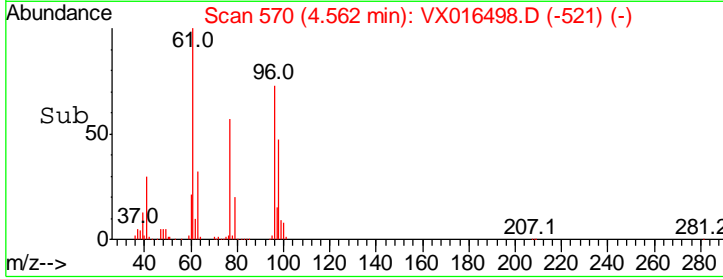
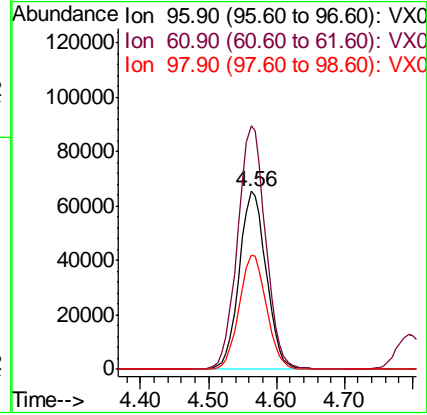
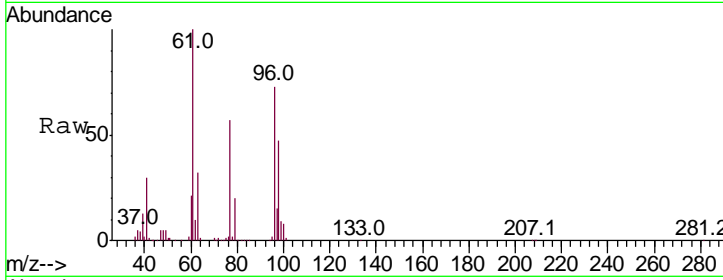




#27
 cis-1,2-Dichloroethene
 Concen: 54.204 ug/l
 RT: 4.56 min Scan# 570
 Delta R.T. -0.00 min
 Lab File: VX016498.D
 Acq: 28 May 2020 20:05

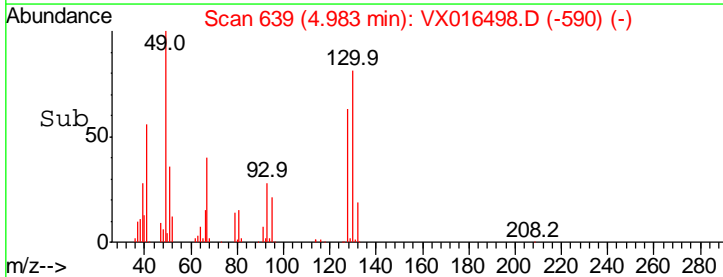
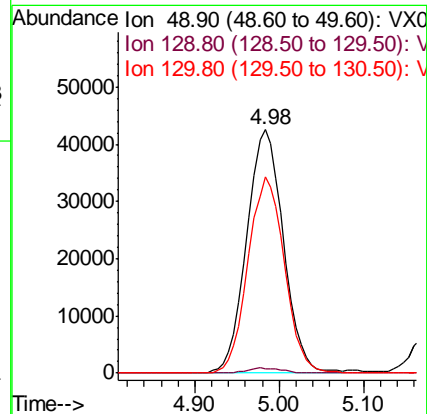
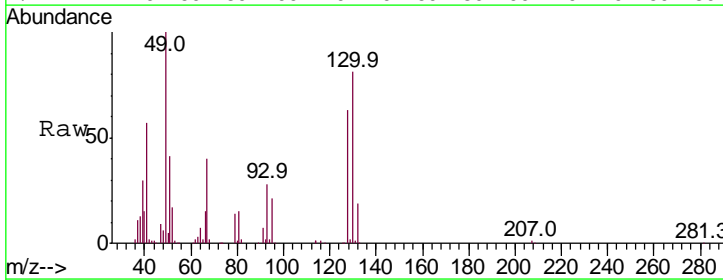
Instrument :
 MSVOA_X
ClientSampleId :
 WP022RW358-200526MSD

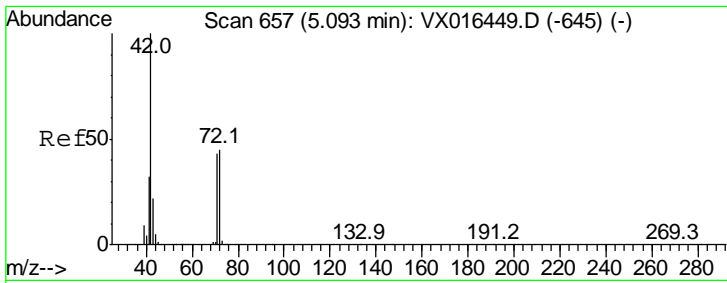
Tgt Ion	Resp	Lower	Upper
96	181065		
61	141.7	0.0	284.6
98	64.6	0.0	127.2



#28
 Bromochloromethane
 Concen: 51.956 ug/l
 RT: 4.98 min Scan# 639
 Delta R.T. -0.00 min
 Lab File: VX016498.D
 Acq: 28 May 2020 20:05

Tgt Ion	Resp	Lower	Upper
49	125679		
129	2.1	0.0	4.0
130	80.2	63.0	94.4

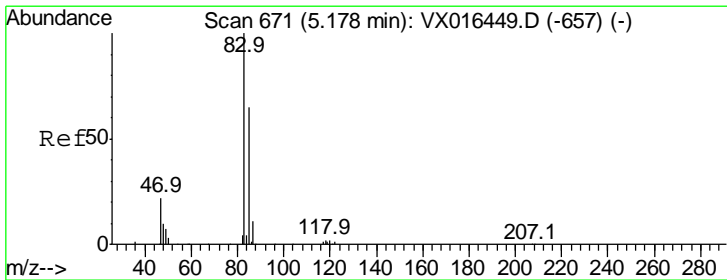
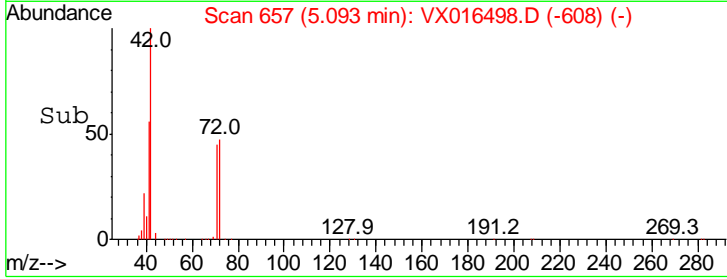
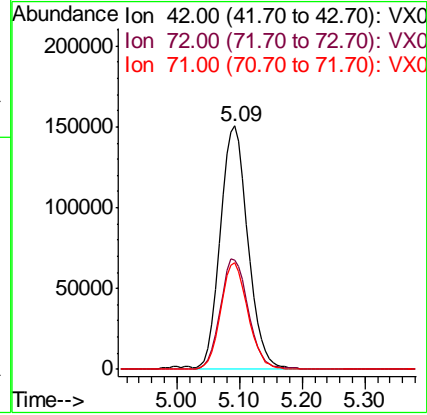





#29
 Tetrahydrofuran
 Concen: 283.876 ug/l
 RT: 5.09 min Scan# 657
 Delta R.T. -0.00 min
 Lab File: VX016498.D
 Acq: 28 May 2020 20:05

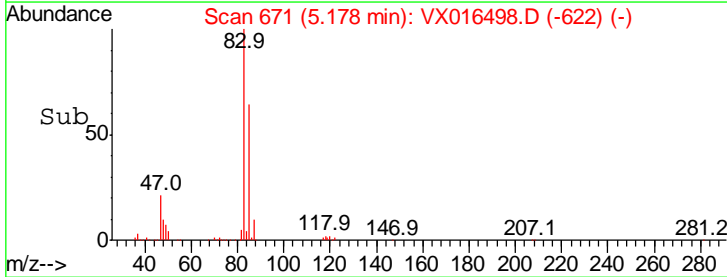
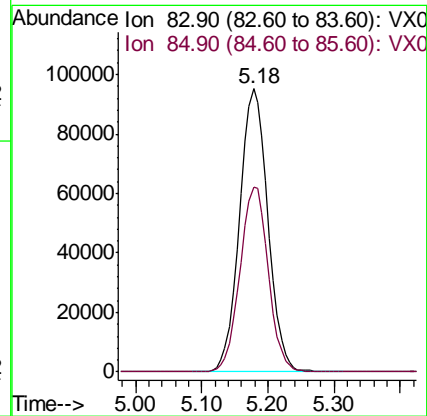
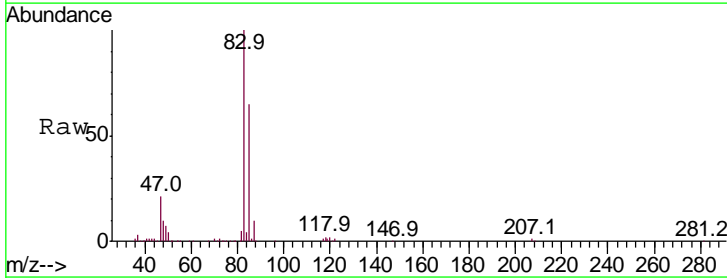
Instrument : MSVOA_X
 ClientSampleId : WP022RW358-200526MSD

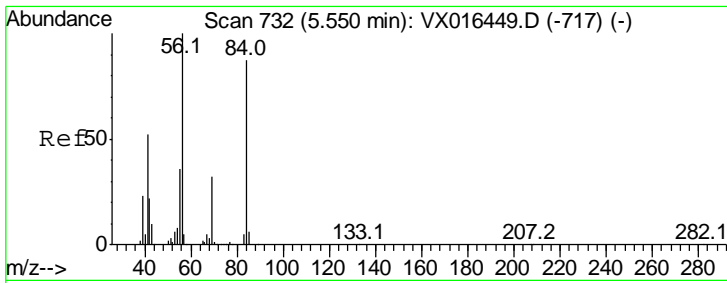
Tgt Ion	Resp	Lower	Upper
42	100		
72	46.2	37.0	55.4
71	43.1	34.1	51.1



#30
 Chloroform
 Concen: 53.941 ug/l
 RT: 5.18 min Scan# 671
 Delta R.T. -0.00 min
 Lab File: VX016498.D
 Acq: 28 May 2020 20:05

Tgt Ion	Resp	Lower	Upper
83	100		
85	65.5	52.0	78.0

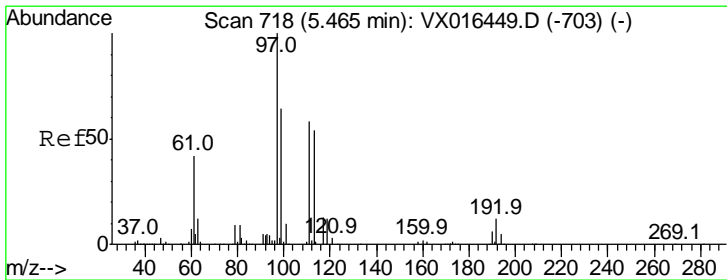
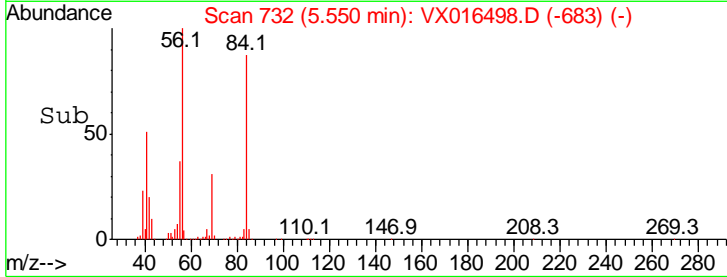
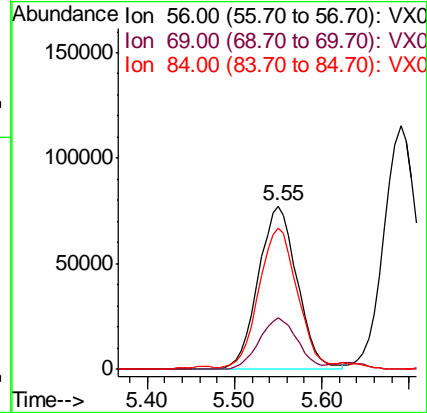
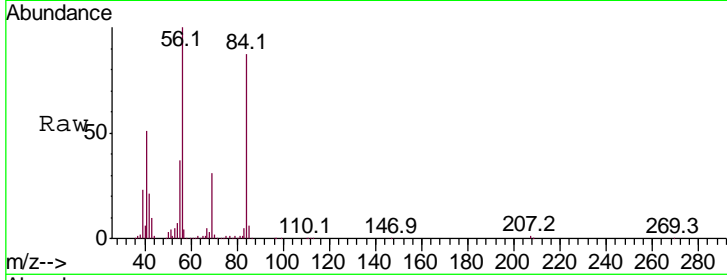




#31
 Cyclohexane
 Concen: 50.973 ug/l
 RT: 5.55 min Scan# 732
 Delta R.T. -0.00 min
 Lab File: VX016498.D
 Acq: 28 May 2020 20:05

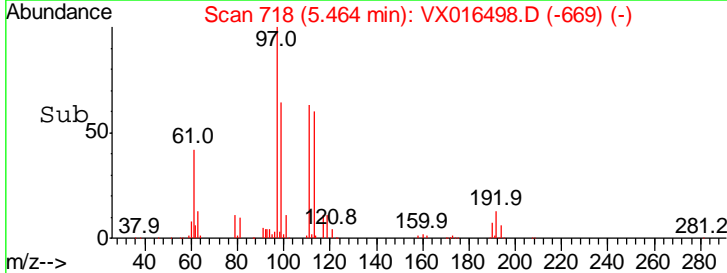
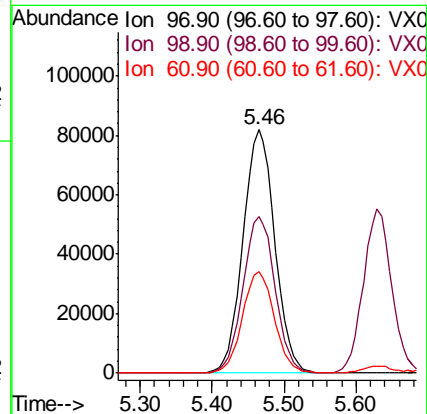
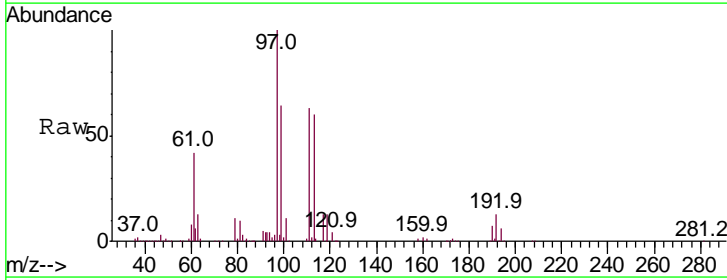
Instrument :
 MSVOA_X
 ClientSampled :
 WP022RW358-200526MSD

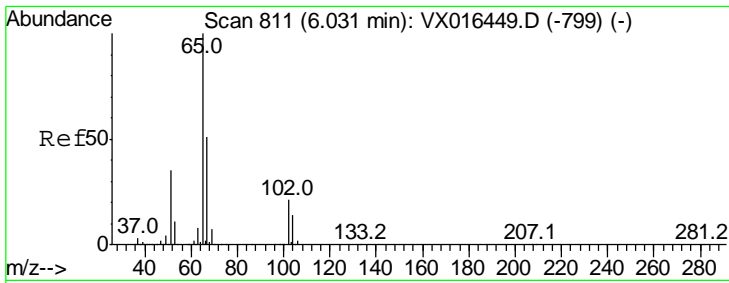
Tgt Ion	Resp	Lower	Upper
56	100		
69	31.3	25.7	38.5
84	85.5	70.0	105.0



#32
 1,1,1-Trichloroethane
 Concen: 52.936 ug/l
 RT: 5.46 min Scan# 718
 Delta R.T. -0.00 min
 Lab File: VX016498.D
 Acq: 28 May 2020 20:05

Tgt Ion	Resp	Lower	Upper
97	100		
99	64.8	51.4	77.2
61	41.8	33.5	50.3

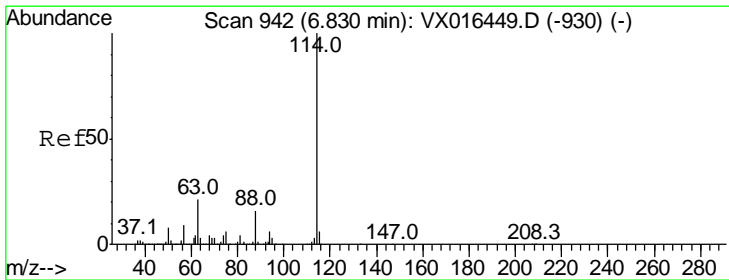
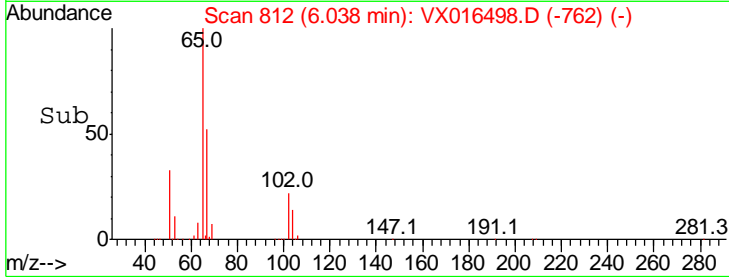
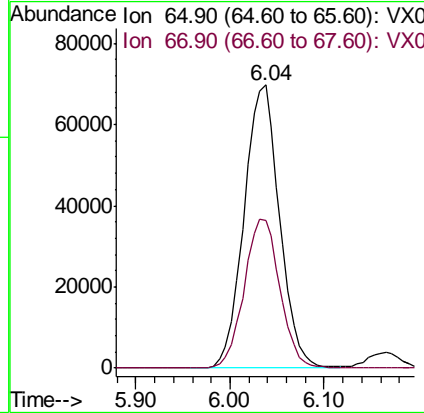
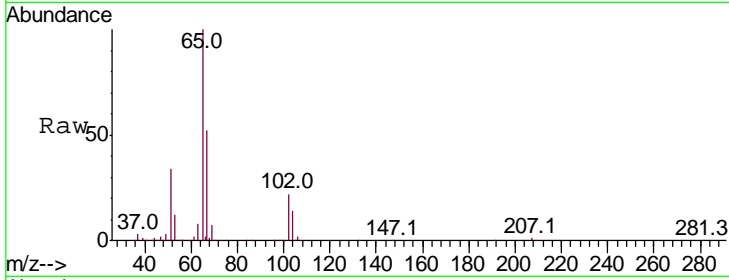




#33
 1,2-Dichloroethane-d4
 Concen: 54.526 ug/l
 RT: 6.04 min Scan# 812
 Delta R.T. 0.01 min
 Lab File: VX016498.D
 Acq: 28 May 2020 20:05

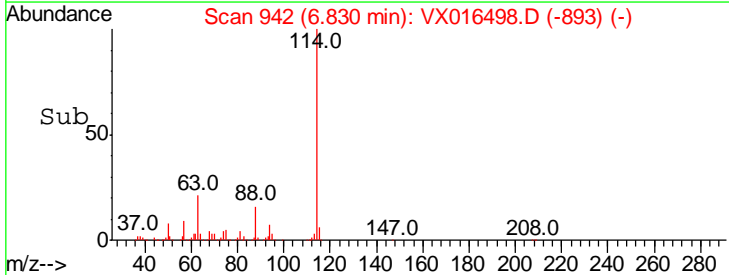
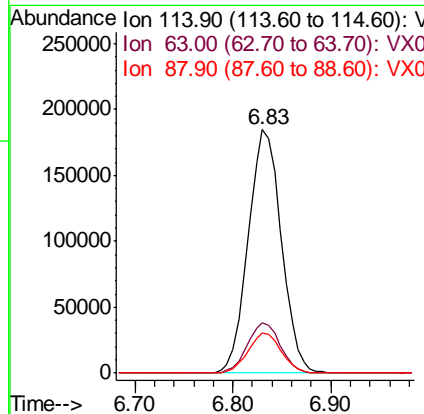
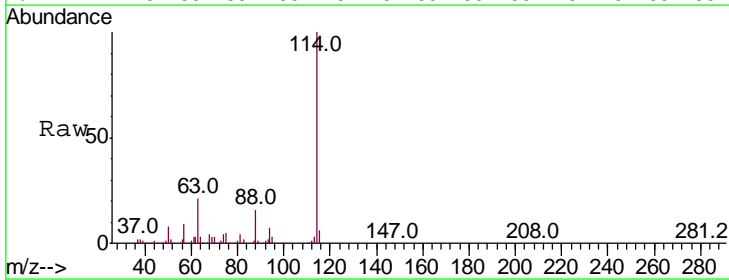
Instrument :
 MSVOA_X
ClientSampleId :
 WP022RW358-200526MSD

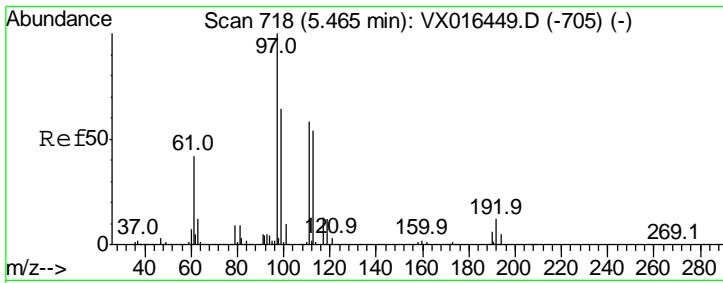
Tgt Ion	Resp	Lower	Upper
65	100		
67	53.3	0.0	104.8



#34
 1,4-Difluorobenzene
 Concen: 50.000 ug/l
 RT: 6.83 min Scan# 942
 Delta R.T. -0.00 min
 Lab File: VX016498.D
 Acq: 28 May 2020 20:05

Tgt Ion	Resp	Lower	Upper
114	100		
63	20.5	0.0	42.6
88	16.3	0.0	32.8

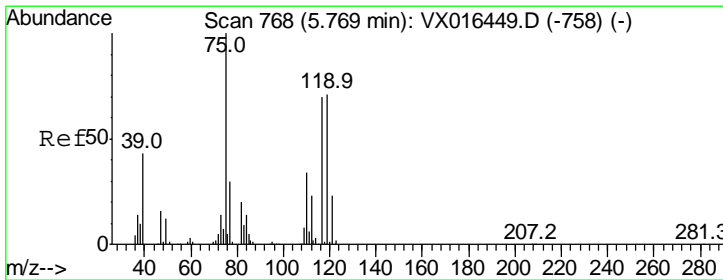
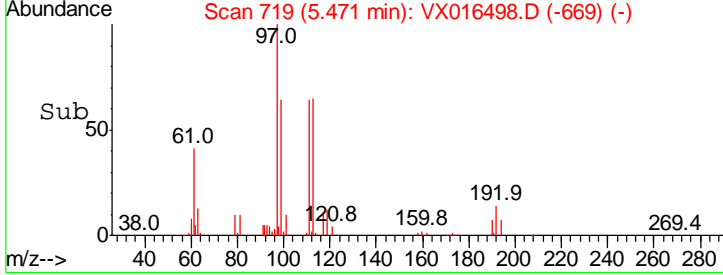
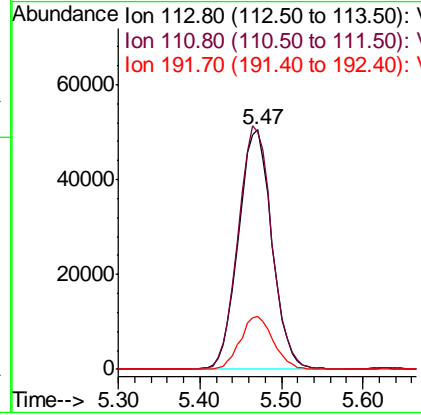
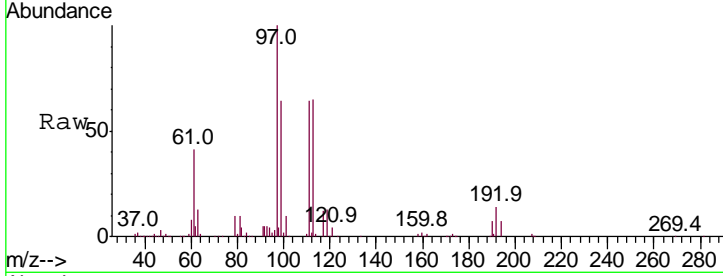




#35
 Dibromofluoromethane
 Concen: 53.491 ug/l
 RT: 5.47 min Scan# 719
 Delta R.T. 0.01 min
 Lab File: VX016498.D
 Acq: 28 May 2020 20:05

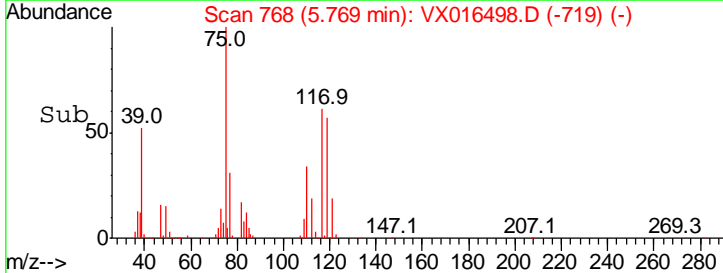
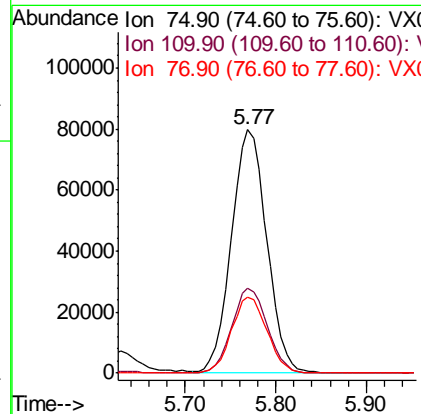
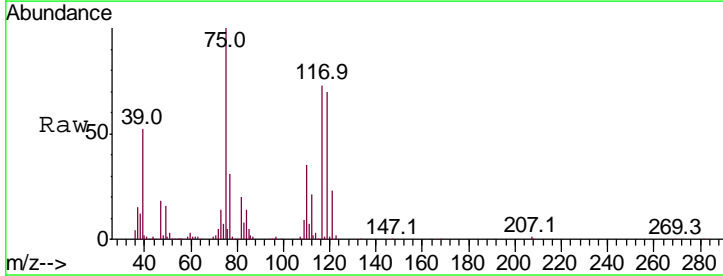
Instrument :
 MSVOA_X
ClientSampled :
 WP022RW358-200526MSD

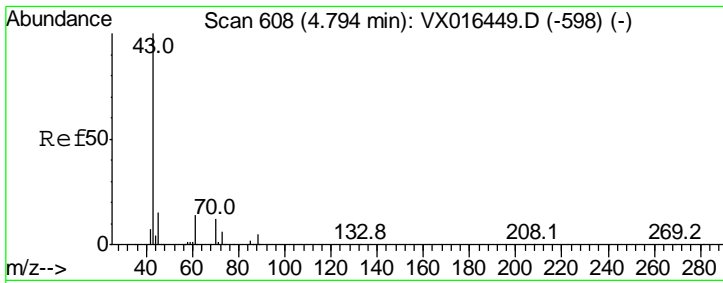
Tgt Ion	Resp	Lower	Upper
113	143498		
113	100		
111	102.6	83.0	124.6
192	21.9	17.7	26.5



#36
 1,1-Dichloropropene
 Concen: 52.221 ug/l
 RT: 5.77 min Scan# 768
 Delta R.T. -0.00 min
 Lab File: VX016498.D
 Acq: 28 May 2020 20:05

Tgt Ion	Resp	Lower	Upper
75	215414		
75	100		
110	35.2	17.4	52.3
77	31.3	24.2	36.4

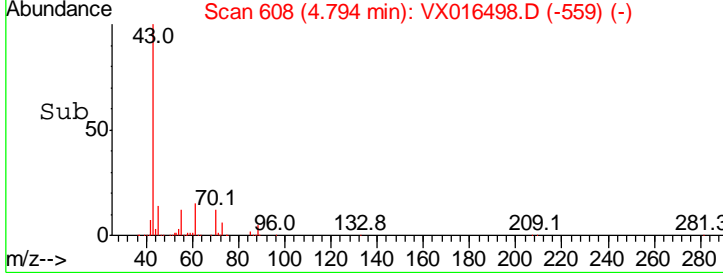
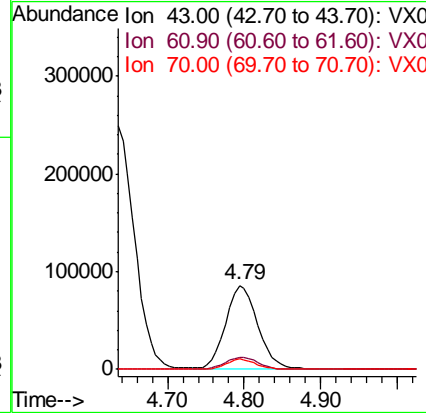
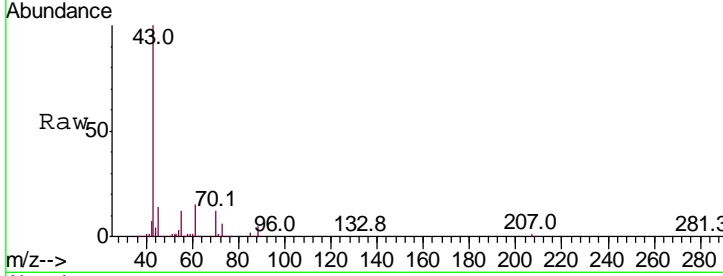




#37
 Ethyl Acetate
 Concen: 50.132 ug/l
 RT: 4.79 min Scan# 608
 Delta R.T. -0.00 min
 Lab File: VX016498.D
 Acq: 28 May 2020 20:05

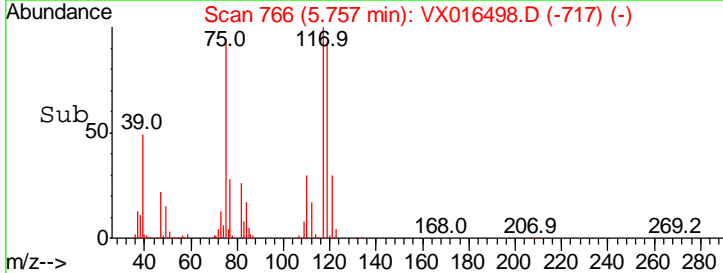
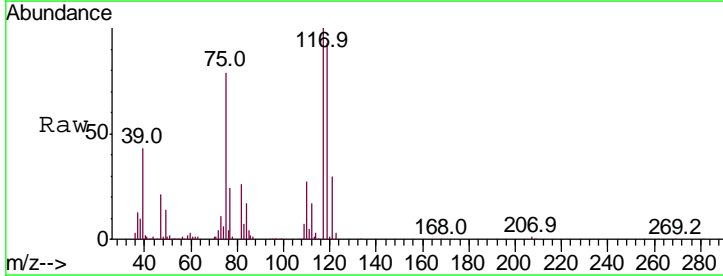
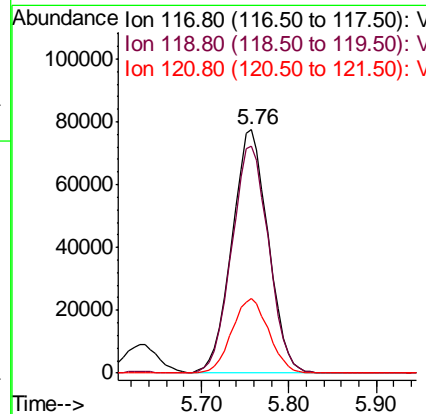
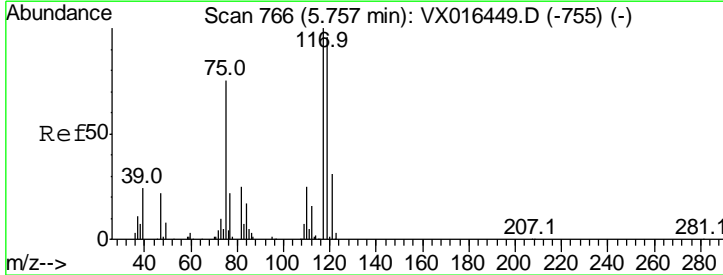
Instrument :
 MSVOA_X
ClientSampled :
 WP022RW358-200526MSD

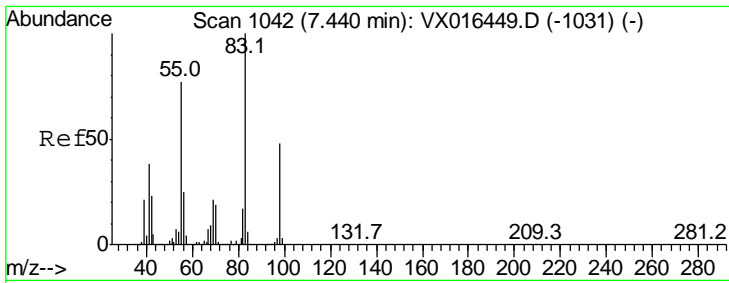
Tgt Ion	Resp	Lower	Upper
43	100		
61	14.5	11.3	16.9
70	11.7	9.3	13.9



#38
 Carbon Tetrachloride
 Concen: 51.513 ug/l
 RT: 5.76 min Scan# 766
 Delta R.T. -0.00 min
 Lab File: VX016498.D
 Acq: 28 May 2020 20:05

Tgt Ion	Resp	Lower	Upper
117	100		
119	93.0	76.3	114.5
121	30.4	24.6	37.0

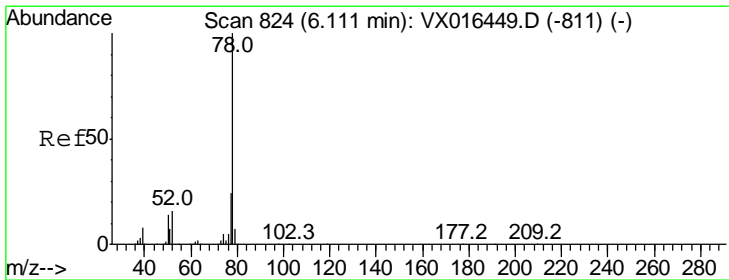
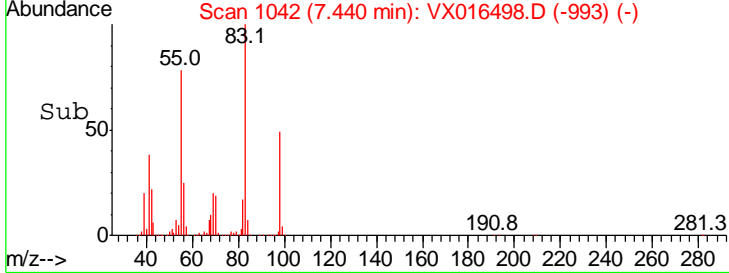
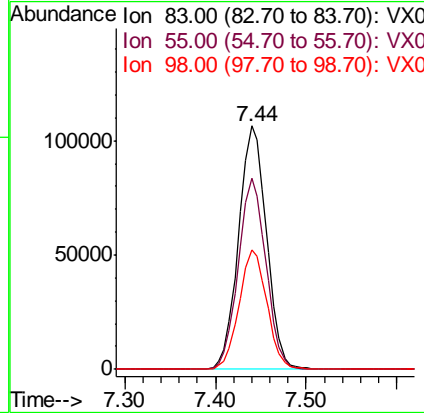
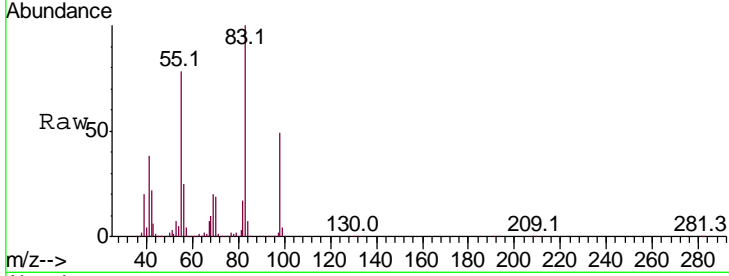




#39
 Methylcyclohexane
 Concen: 50.814 ug/l
 RT: 7.44 min Scan# 1042
 Delta R.T. -0.00 min
 Lab File: VX016498.D
 Acq: 28 May 2020 20:05

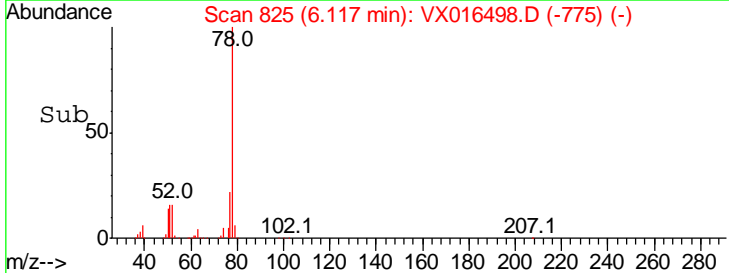
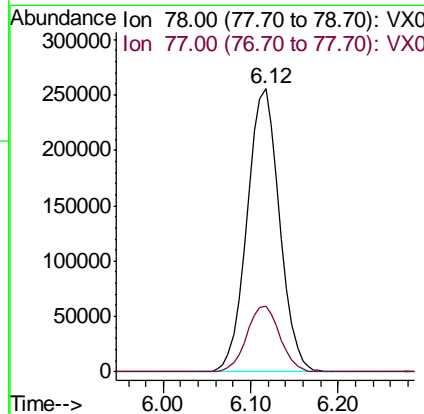
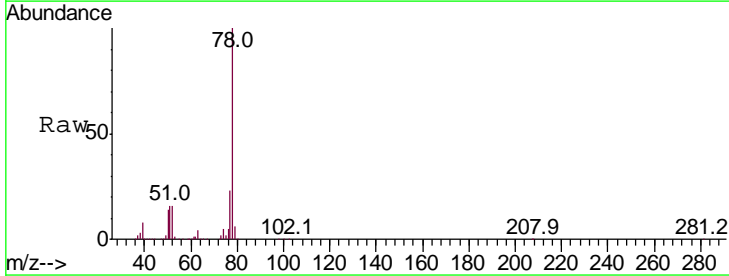
Instrument : MSVOA_X
 ClientSampleId : WP022RW358-200526MSD

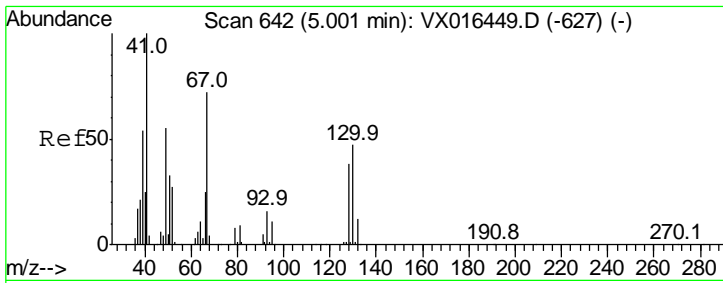
Tgt Ion	Resp	Lower	Upper
83	100		
55	78.4	61.7	92.5
98	49.1	38.7	58.1



#40
 Benzene
 Concen: 53.525 ug/l
 RT: 6.12 min Scan# 825
 Delta R.T. 0.01 min
 Lab File: VX016498.D
 Acq: 28 May 2020 20:05

Tgt Ion	Resp	Lower	Upper
78	100		
77	23.3	18.9	28.3

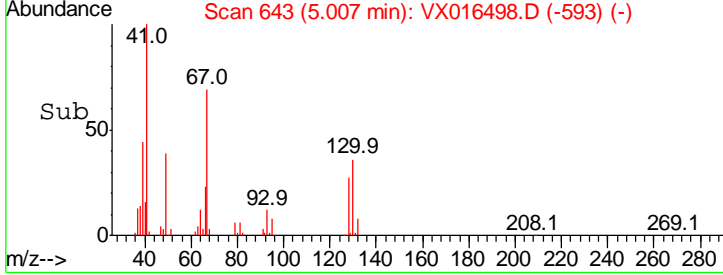
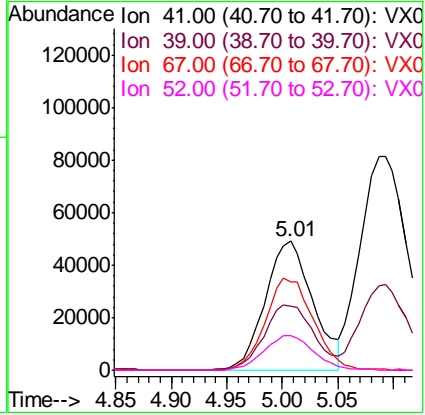
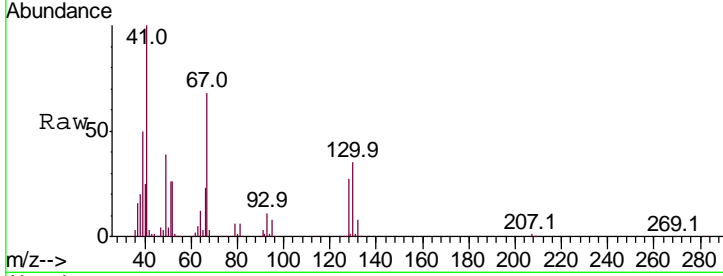




#41
 Methacrylonitrile
 Concen: 53.824 ug/l
 RT: 5.01 min Scan# 643
 Delta R.T. 0.01 min
 Lab File: VX016498.D
 Acq: 28 May 2020 20:05

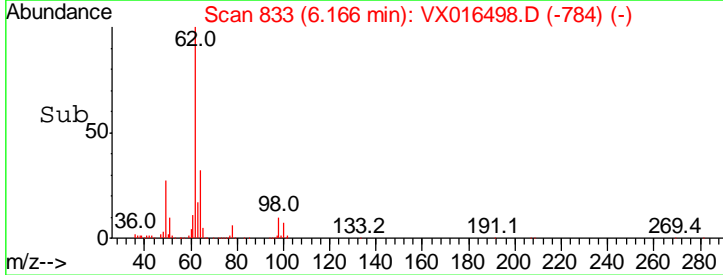
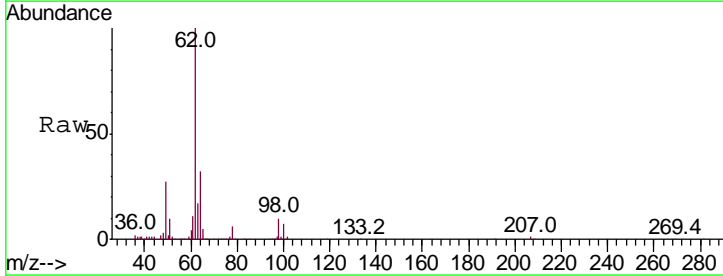
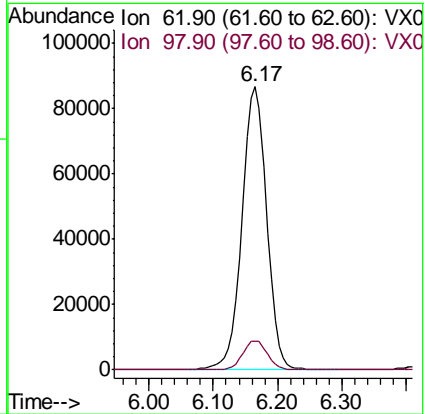
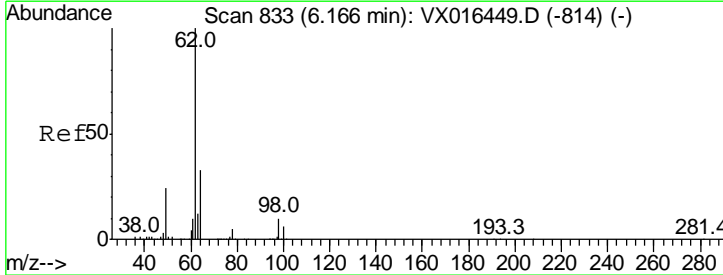
Instrument : MSVOA_X
 ClientSampleId : WP022RW358-200526MSD

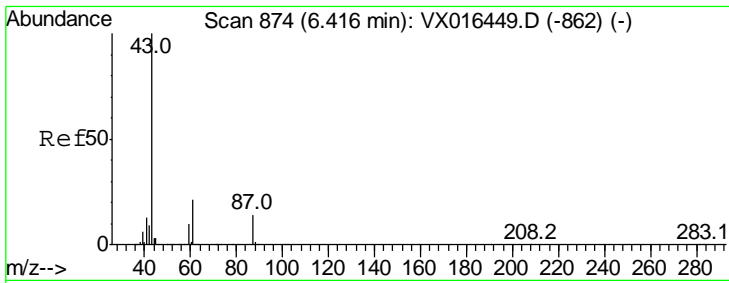
Tgt Ion	Resp	Lower	Upper
41	100		
39	53.2	43.0	64.4
67	71.9	58.9	88.3
52	27.9	23.1	34.7



#42
 1,2-Dichloroethane
 Concen: 52.259 ug/l
 RT: 6.17 min Scan# 833
 Delta R.T. -0.00 min
 Lab File: VX016498.D
 Acq: 28 May 2020 20:05

Tgt Ion	Resp	Lower	Upper
62	100		
98	10.2	0.0	19.8

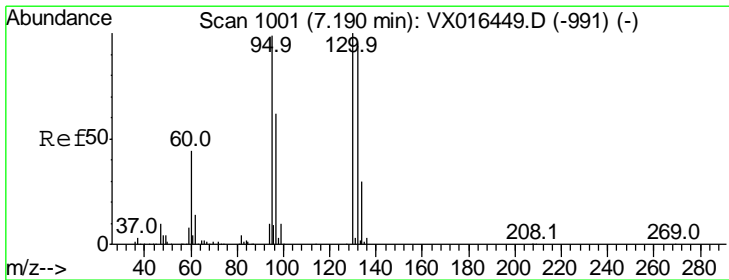
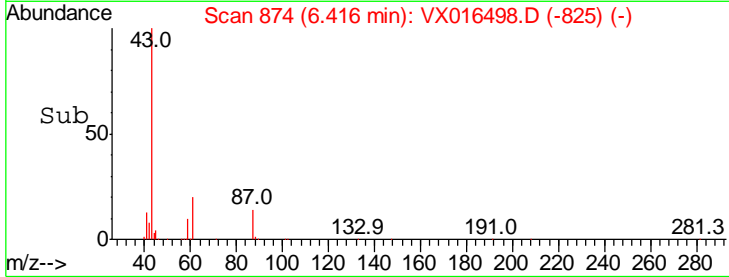
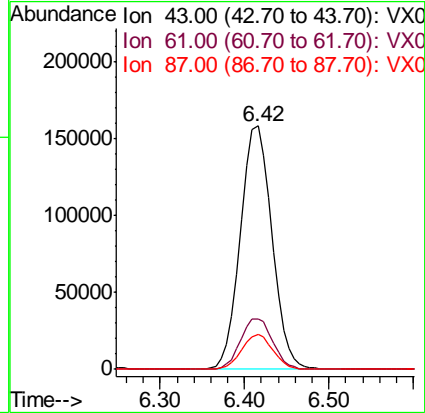
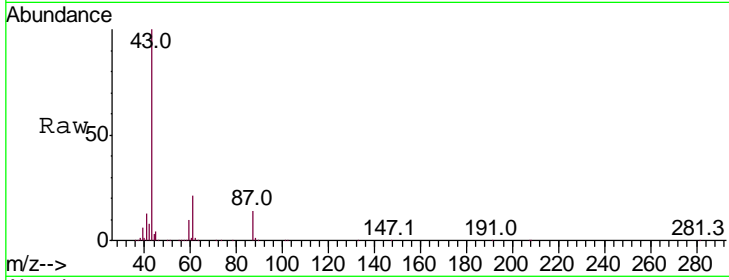




#43
 Isopropyl Acetate
 Concen: 51.812 ug/l
 RT: 6.42 min Scan# 874
 Delta R.T. -0.00 min
 Lab File: VX016498.D
 Acq: 28 May 2020 20:05

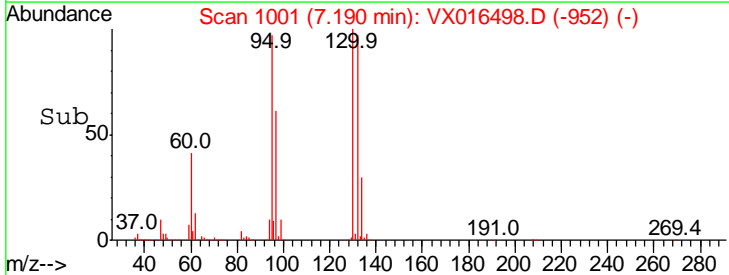
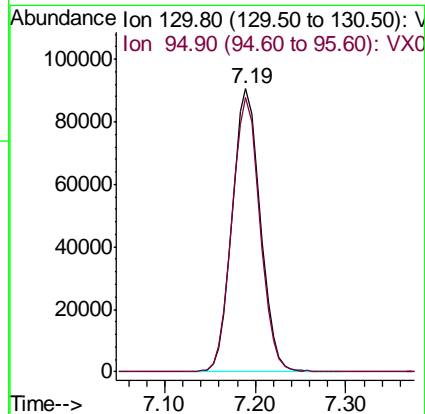
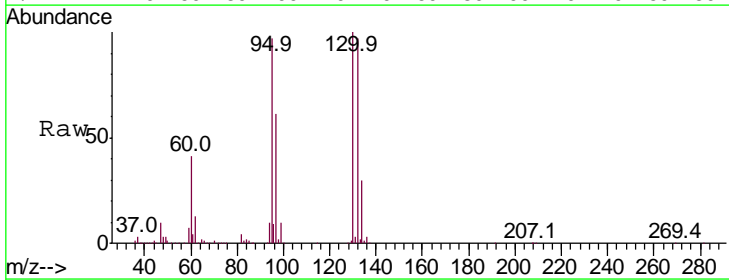
Tgt Ion	Resp	Lower	Upper
43	100		
61	21.3	16.8	25.2
87	14.2	11.2	16.8

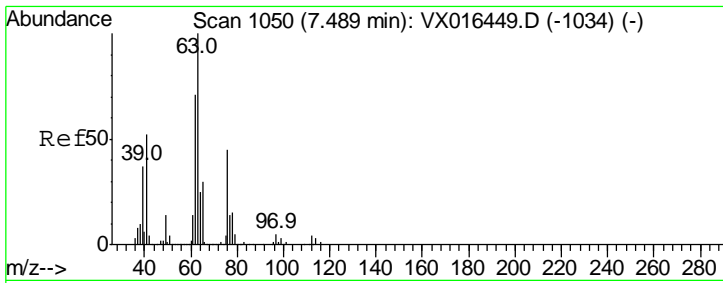
Instrument : MSVOA_X
 ClientSampleId : WP022RW358-200526MSD



#44
 Trichloroethene
 Concen: 50.045 ug/l
 RT: 7.19 min Scan# 1001
 Delta R.T. -0.00 min
 Lab File: VX016498.D
 Acq: 28 May 2020 20:05

Tgt Ion	Resp	Lower	Upper
130	100		
95	97.1	0.0	198.2

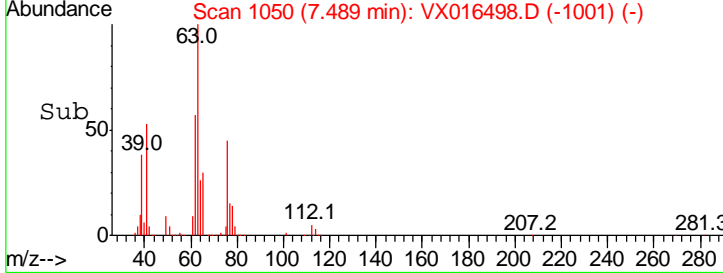
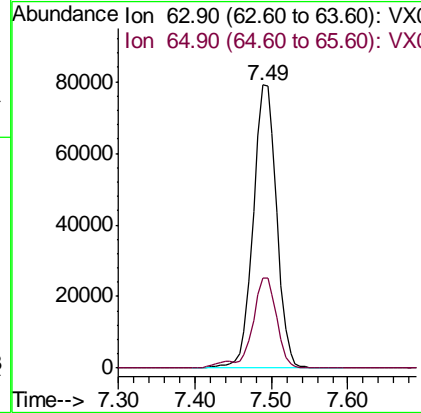
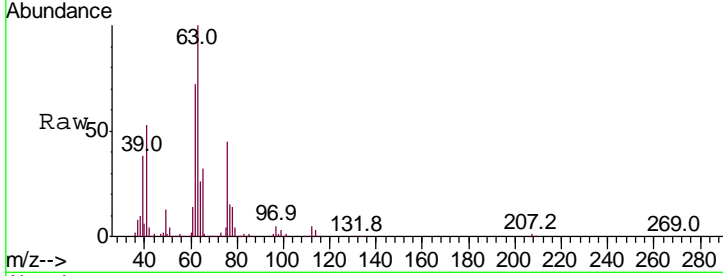




#45
 1,2-Dichloropropane
 Concen: 53.952 ug/l
 RT: 7.49 min Scan# 1050
 Delta R.T. -0.00 min
 Lab File: VX016498.D
 Acq: 28 May 2020 20:05

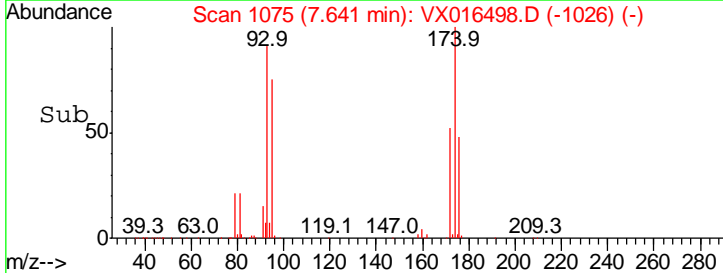
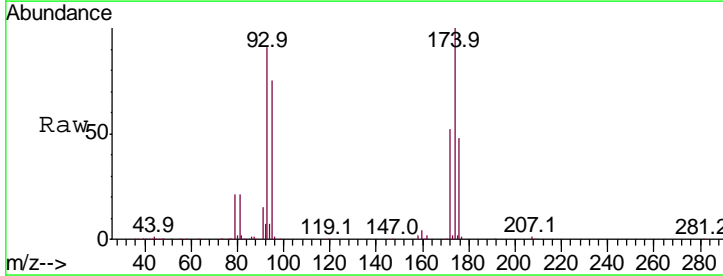
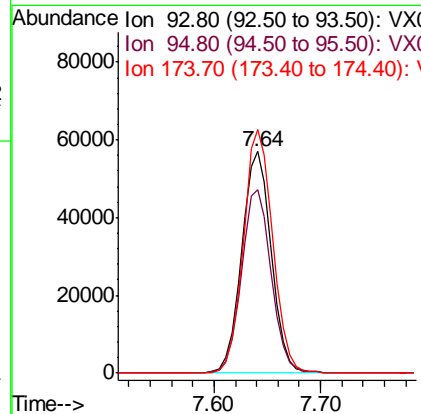
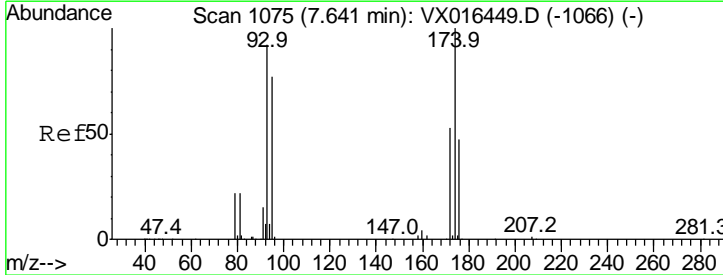
Instrument : MSVOA_X
 ClientSampleId : WP022RW358-200526MSD

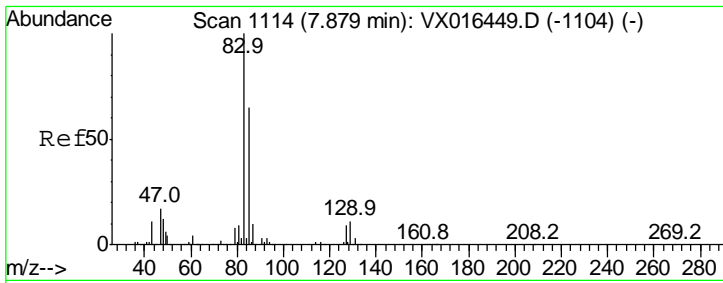
Tgt Ion	Resp	Lower	Upper
63	168721		
63	100		
65	31.6	24.2	36.2



#46
 Dibromomethane
 Concen: 52.780 ug/l
 RT: 7.64 min Scan# 1075
 Delta R.T. -0.00 min
 Lab File: VX016498.D
 Acq: 28 May 2020 20:05

Tgt Ion	Resp	Lower	Upper
93	110864		
93	100		
95	83.9	66.6	100.0
174	109.5	86.2	129.4

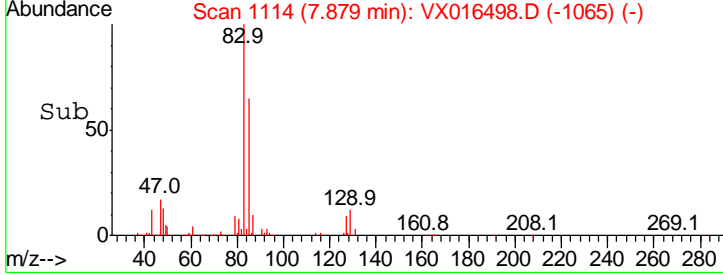
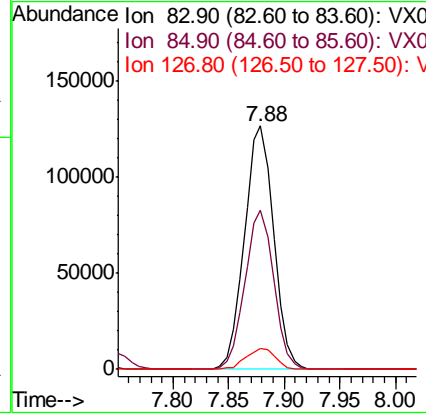
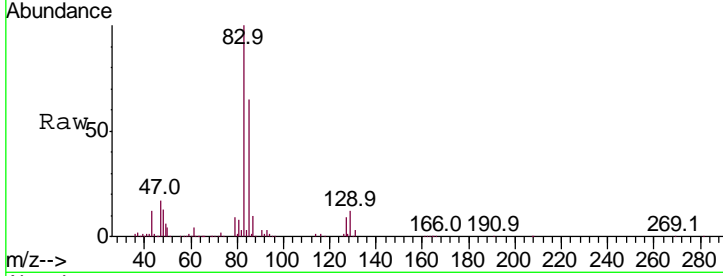




#47
 Bromodichloromethane
 Concen: 53.129 ug/l
 RT: 7.88 min Scan# 1114
 Delta R.T. -0.00 min
 Lab File: VX016498.D
 Acq: 28 May 2020 20:05

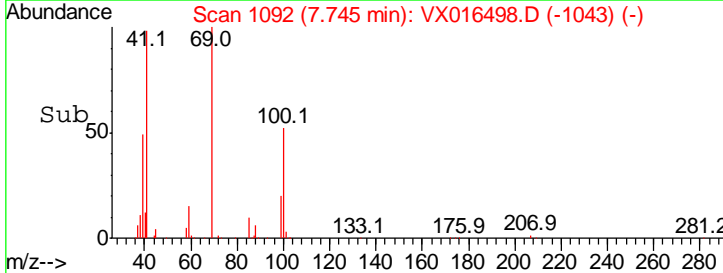
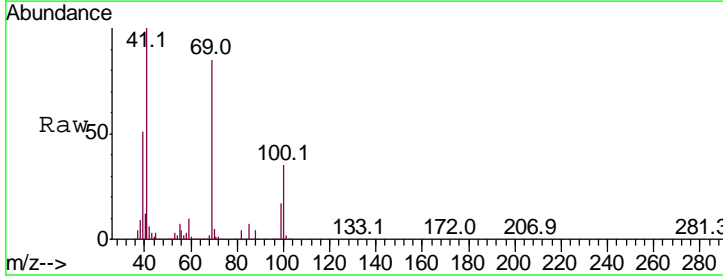
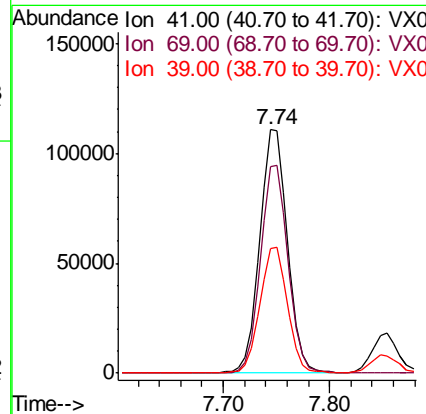
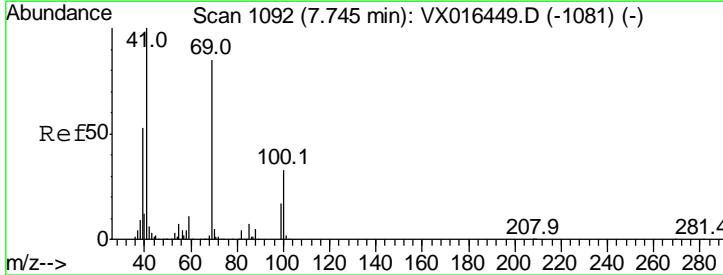
Instrument : MSVOA_X
 ClientSampled : WP022RW358-200526MSD

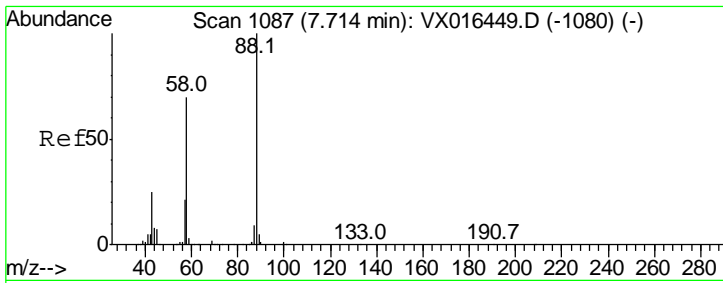
Tgt Ion	Resp	Lower	Upper
83	100		
85	65.4	52.0	78.0
127	8.7	7.4	11.0



#48
 Methyl methacrylate
 Concen: 54.707 ug/l
 RT: 7.74 min Scan# 1092
 Delta R.T. -0.00 min
 Lab File: VX016498.D
 Acq: 28 May 2020 20:05

Tgt Ion	Resp	Lower	Upper
41	100		
69	85.2	68.6	102.8
39	51.5	42.4	63.6

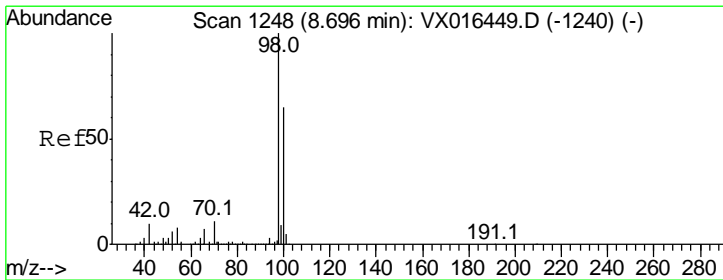
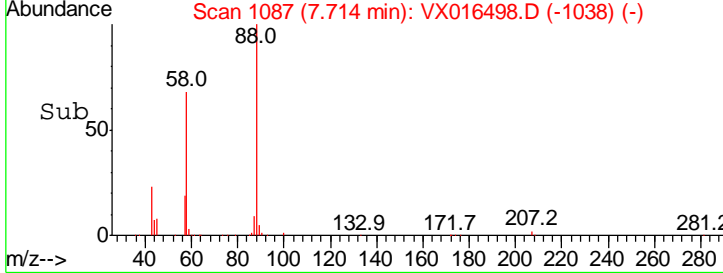
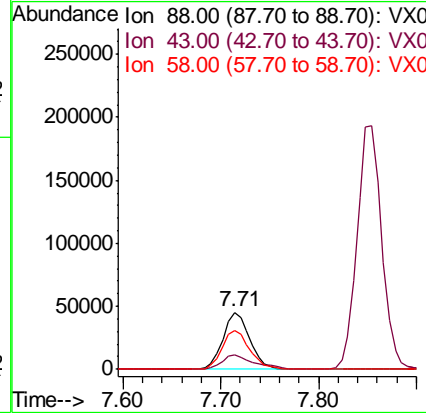
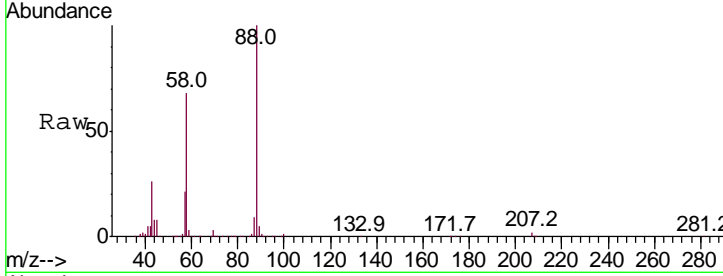




#49
 1,4-Dioxane
 Concen: 985.000 ug/l
 RT: 7.71 min Scan# 1087
 Delta R.T. -0.00 min
 Lab File: VX016498.D
 Acq: 28 May 2020 20:05

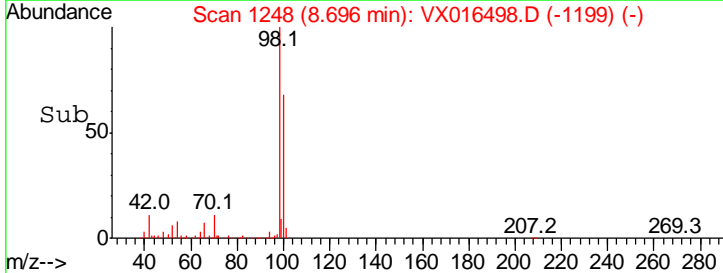
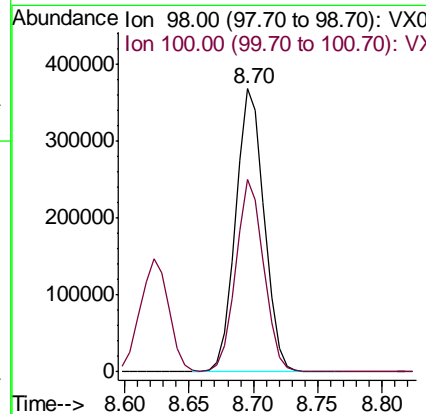
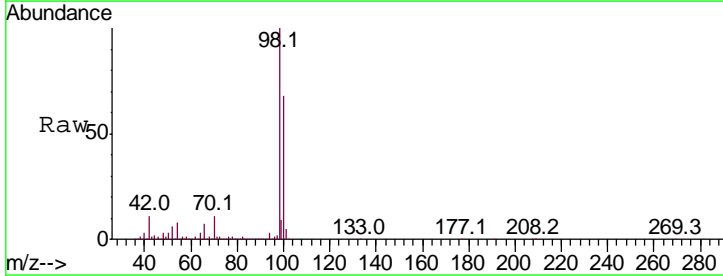
Instrument :
 MSVOA_X
ClientSampleId :
 WP022RW358-200526MSD

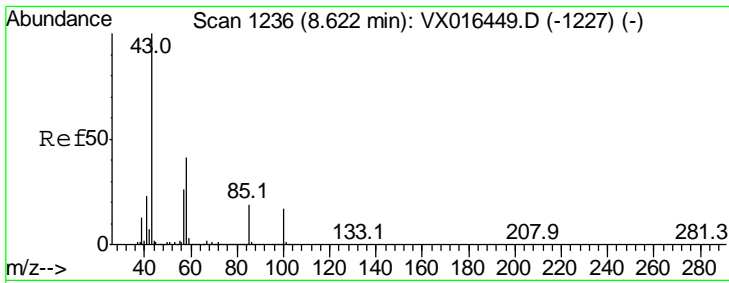
Tgt Ion	Resp	Lower	Upper
88	100		
43	30.4	24.2	36.4
58	70.7	56.5	84.7



#50
 Toluene-d8
 Concen: 54.403 ug/l
 RT: 8.70 min Scan# 1248
 Delta R.T. -0.00 min
 Lab File: VX016498.D
 Acq: 28 May 2020 20:05

Tgt Ion	Resp	Lower	Upper
98	100		
100	66.6	53.8	80.6

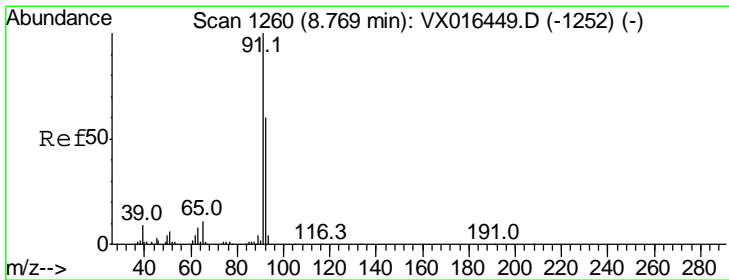
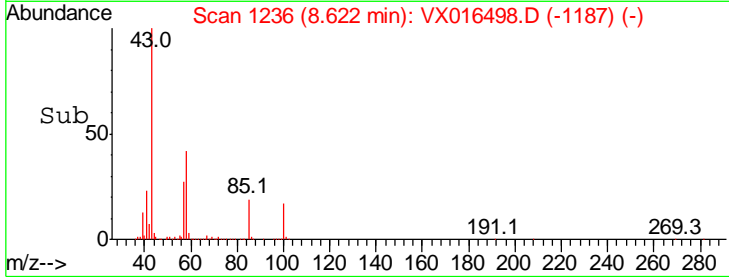
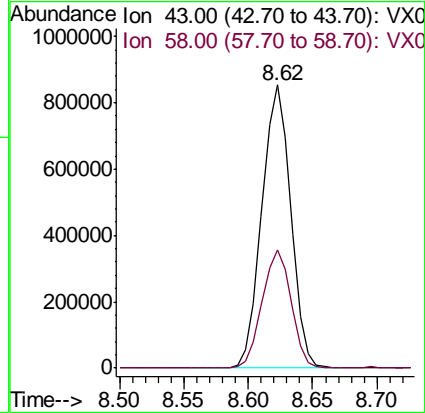
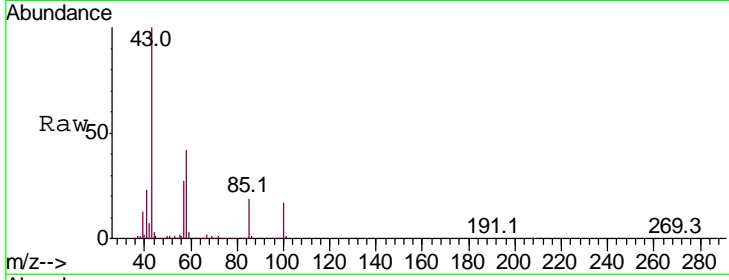




#51
 4-Methyl-2-Pentanone
 Concen: 275.530 ug/l
 RT: 8.62 min Scan# 1236
 Delta R.T. -0.00 min
 Lab File: VX016498.D
 Acq: 28 May 2020 20:05

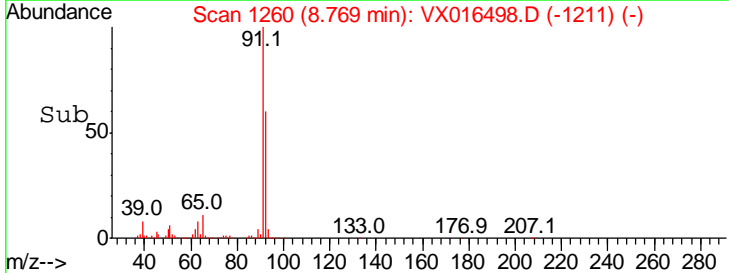
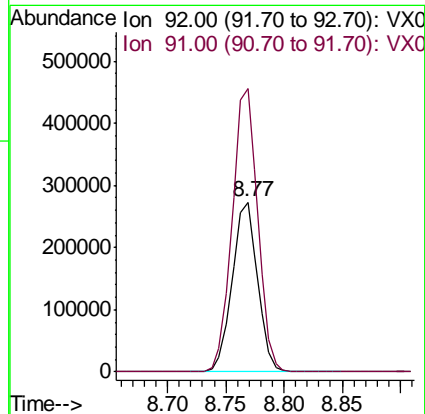
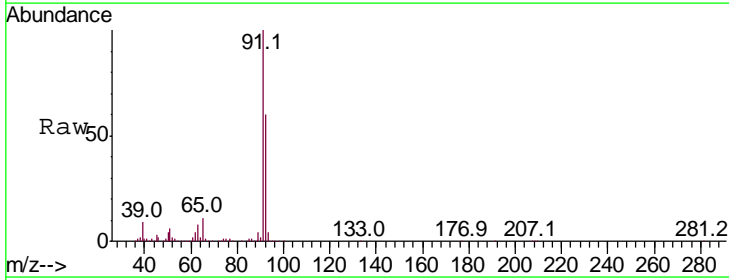
Instrument :
 MSVOA_X
 ClientSampleID :
 WP022RW358-200526MSD

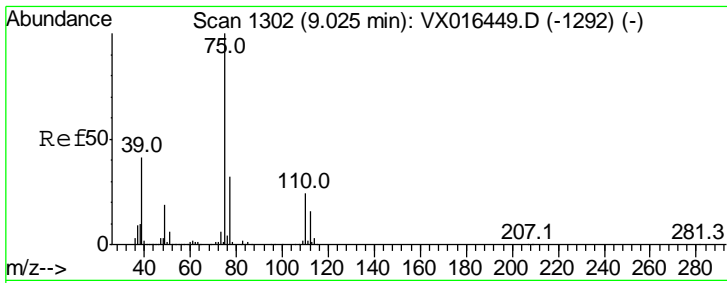
Tgt Ion: 43 Resp: 1325296
 Ion Ratio Lower Upper
 43 100
 58 41.8 33.0 49.6



#52
 Toluene
 Concen: 53.349 ug/l
 RT: 8.77 min Scan# 1260
 Delta R.T. -0.00 min
 Lab File: VX016498.D
 Acq: 28 May 2020 20:05

Tgt Ion: 92 Resp: 413253
 Ion Ratio Lower Upper
 92 100
 91 168.8 135.0 202.4

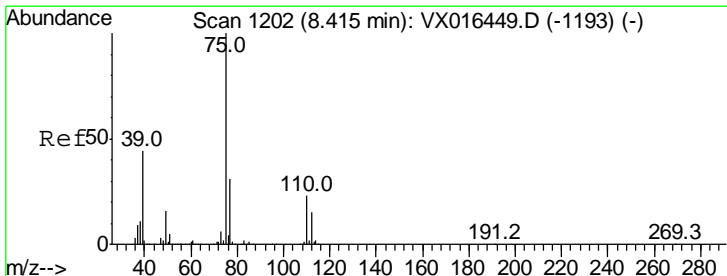
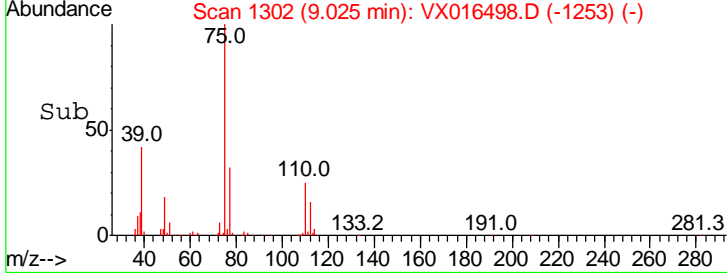
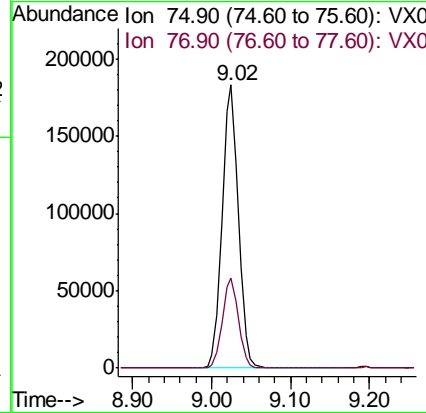
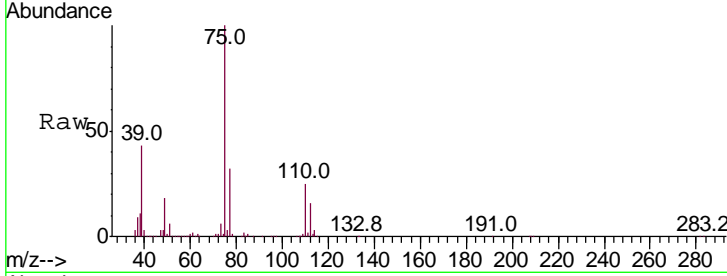




#53
 t-1,3-Dichloropropene
 Concen: 53.047 ug/l
 RT: 9.02 min Scan# 1302
 Delta R.T. -0.00 min
 Lab File: VX016498.D
 Acq: 28 May 2020 20:05

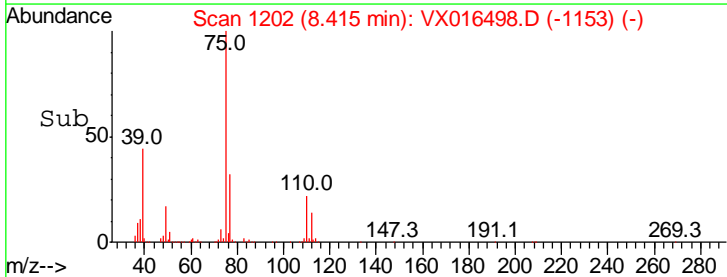
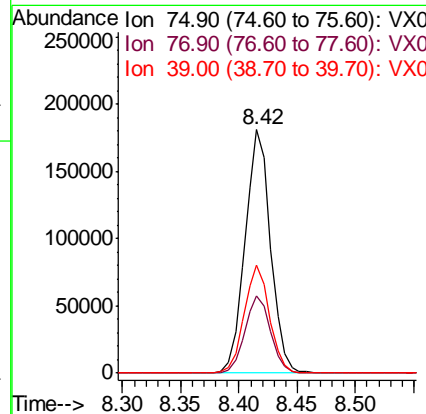
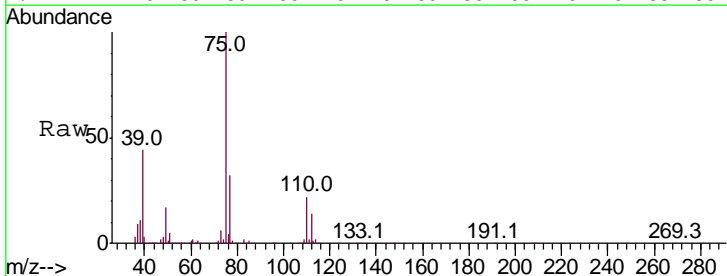
Instrument :
 MSVOA_X
ClientSampleId :
 WP022RW358-200526MSD

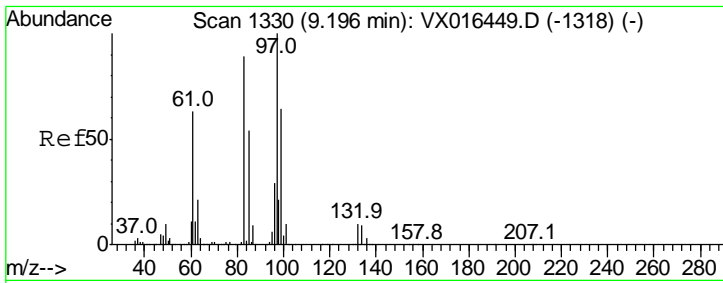
Tgt Ion:	75	Resp:	262343
Ion Ratio	Lower	Upper	
75	100		
77	31.9	25.5	38.3



#54
 cis-1,3-Dichloropropene
 Concen: 52.702 ug/l
 RT: 8.42 min Scan# 1202
 Delta R.T. -0.00 min
 Lab File: VX016498.D
 Acq: 28 May 2020 20:05

Tgt Ion:	75	Resp:	275879
Ion Ratio	Lower	Upper	
75	100		
77	31.5	24.6	36.8
39	44.1	35.3	52.9

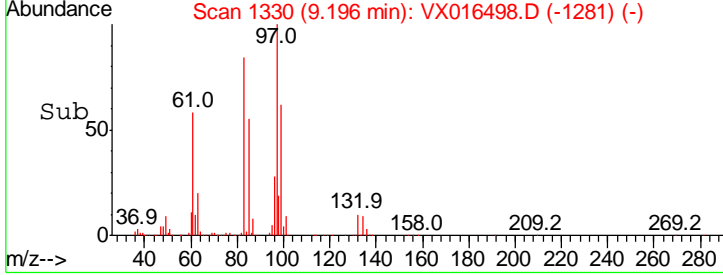
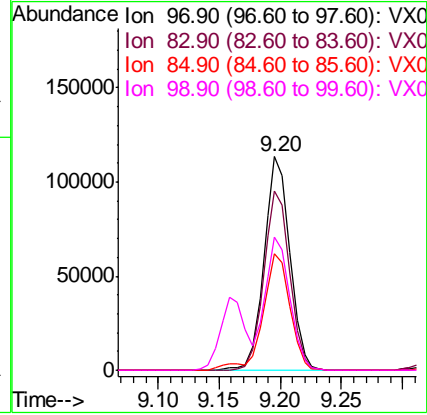
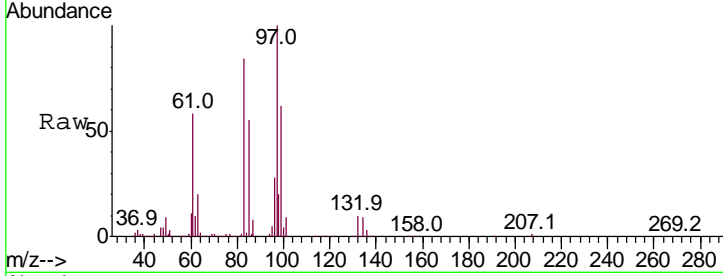




#55
 1,1,2-Trichloroethane
 Concen: 54.194 ug/l
 RT: 9.20 min Scan# 1330
 Delta R.T. -0.00 min
 Lab File: VX016498.D
 Acq: 28 May 2020 20:05

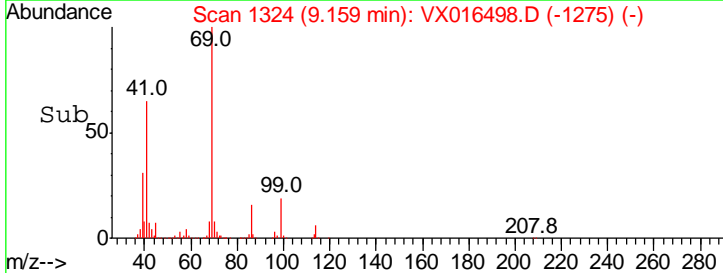
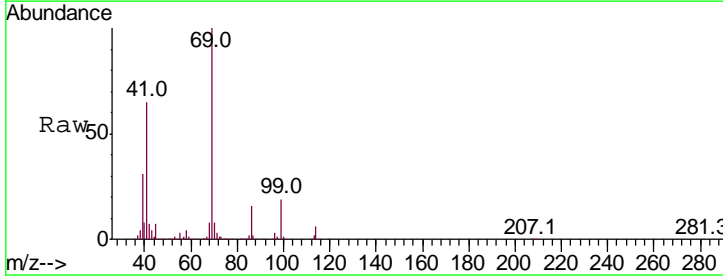
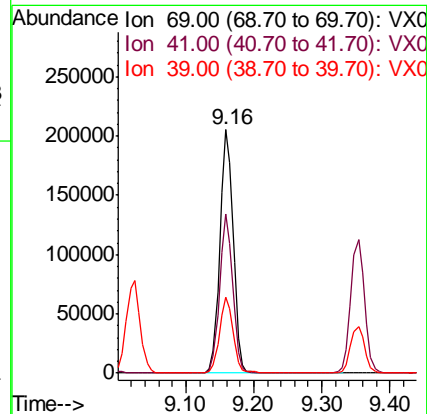
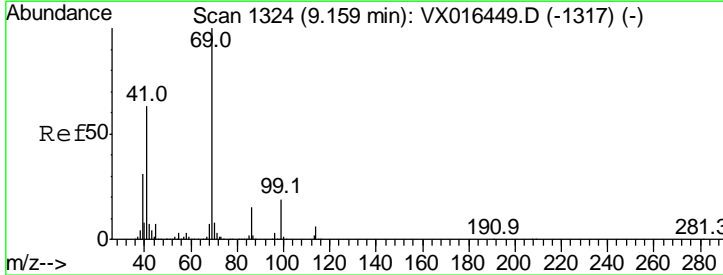
Instrument :
 MSVOA_X
ClientSampled :
 WP022RW358-200526MSD

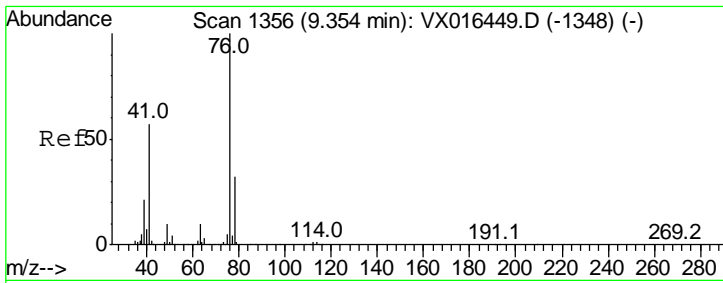
Tgt Ion	Resp	Lower	Upper
97	166913		
83	84.2	70.9	106.3
85	54.6	43.4	65.2
99	62.0	51.0	76.6



#56
 Ethyl methacrylate
 Concen: 55.761 ug/l
 RT: 9.16 min Scan# 1324
 Delta R.T. -0.00 min
 Lab File: VX016498.D
 Acq: 28 May 2020 20:05

Tgt Ion	Resp	Lower	Upper
69	279698		
41	63.7	50.7	76.1
39	31.4	25.8	38.6

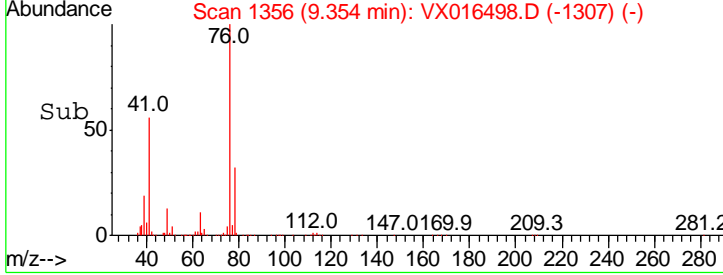
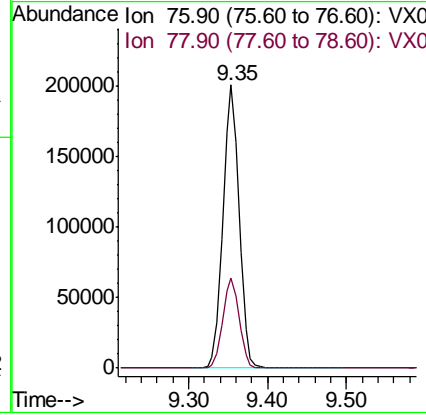
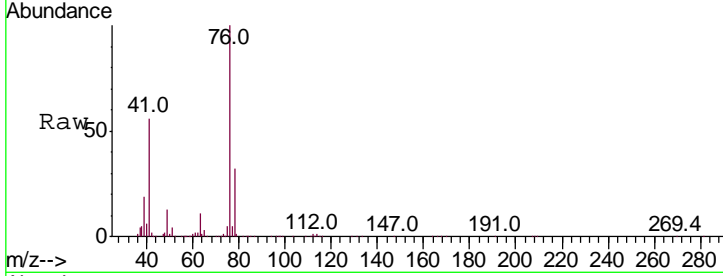




#57
 1,3-Dichloropropane
 Concen: 54.354 ug/l
 RT: 9.35 min Scan# 1356
 Delta R.T. -0.00 min
 Lab File: VX016498.D
 Acq: 28 May 2020 20:05

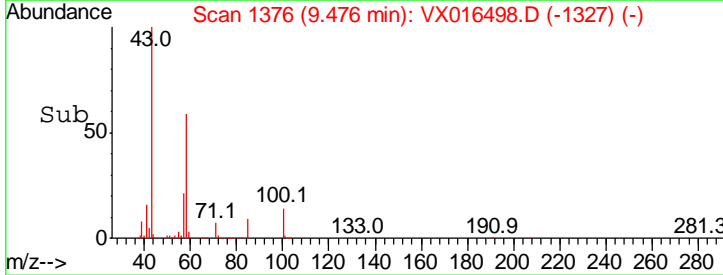
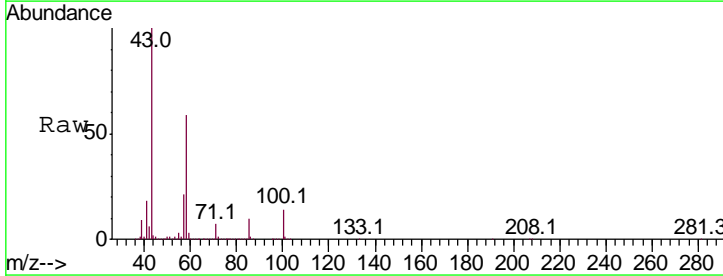
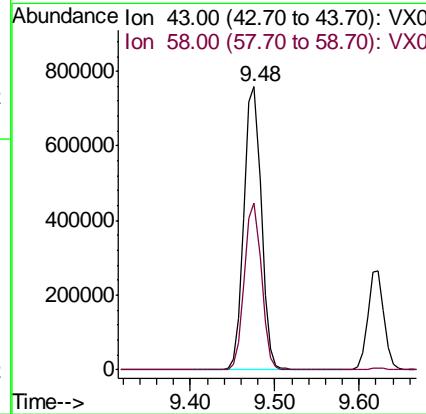
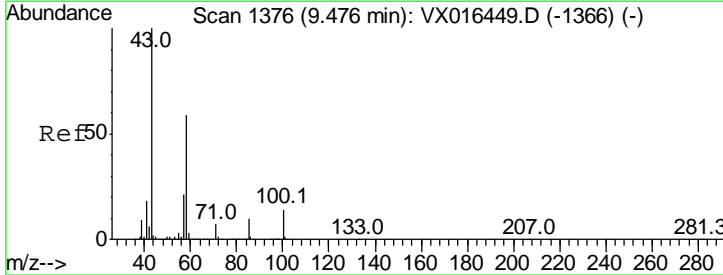
Instrument :
 MSVOA_X
ClientSampled :
 WP022RW358-200526MSD

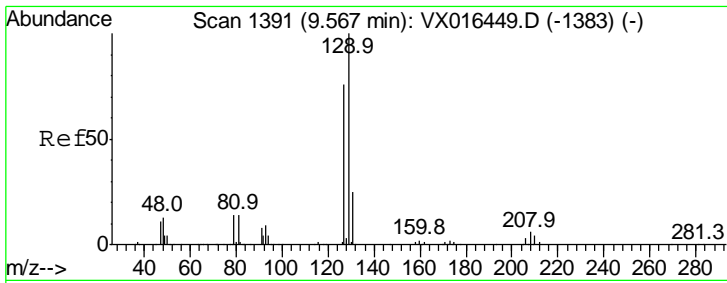
Tgt Ion	Resp	Lower	Upper
76	100		
78	32.2	26.2	39.4



#59
 2-Hexanone
 Concen: 279.002 ug/l
 RT: 9.48 min Scan# 1376
 Delta R.T. -0.00 min
 Lab File: VX016498.D
 Acq: 28 May 2020 20:05

Tgt Ion	Resp	Lower	Upper
43	100		
58	58.1	28.8	86.4

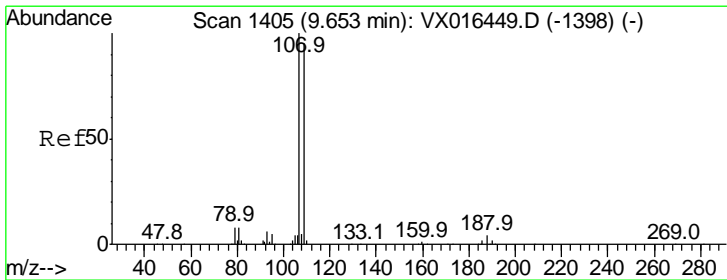
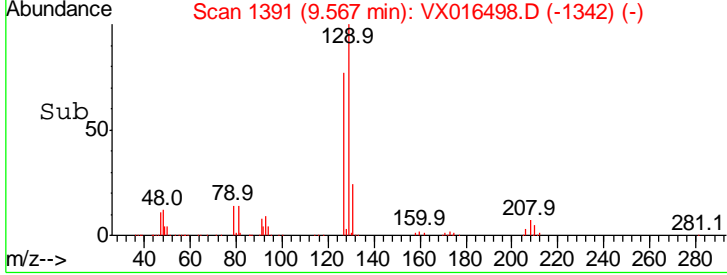
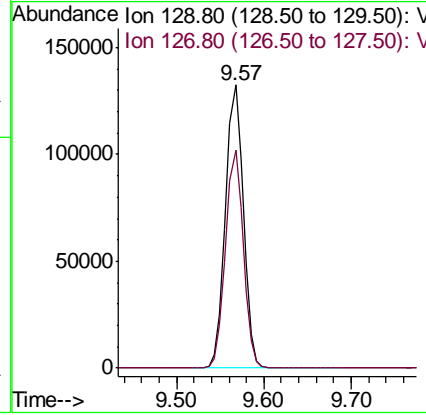
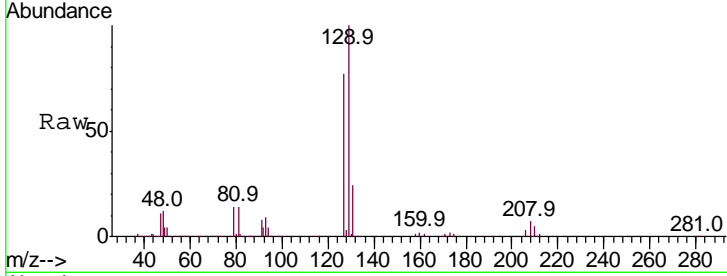




#60
 Dibromochloromethane
 Concen: 54.231 ug/l
 RT: 9.57 min Scan# 1391
 Delta R.T. -0.00 min
 Lab File: VX016498.D
 Acq: 28 May 2020 20:05

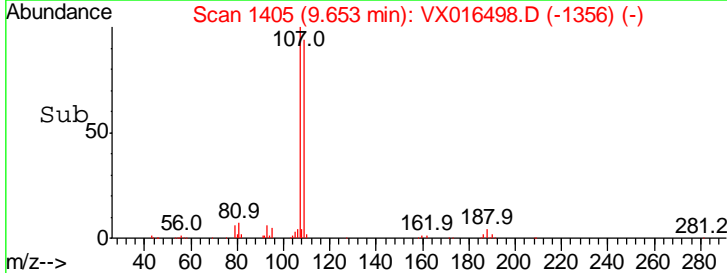
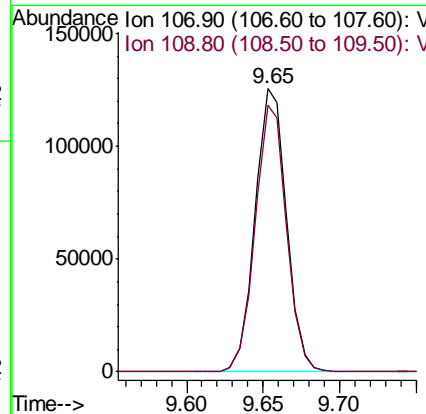
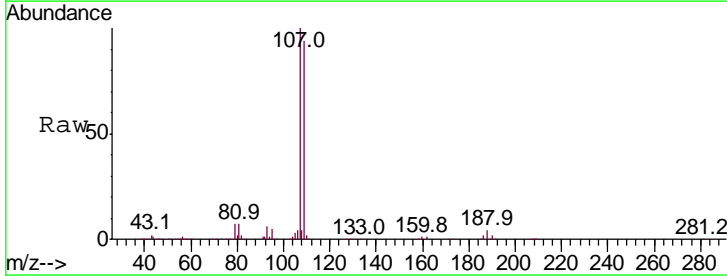
Instrument : MSVOA_X
 ClientSampleId : WP022RW358-200526MSD

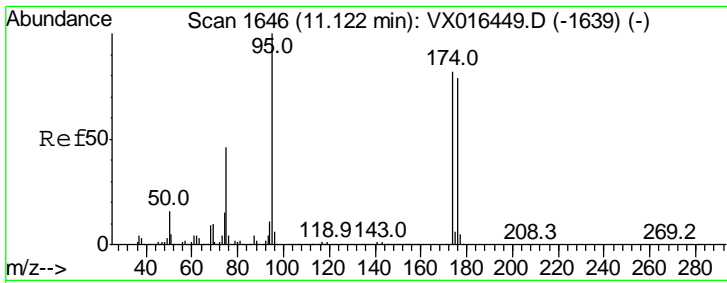
Tgt Ion:129 Resp: 187967
 Ion Ratio Lower Upper
 129 100
 127 76.6 38.6 116.0



#61
 1,2-Dibromoethane
 Concen: 54.237 ug/l
 RT: 9.65 min Scan# 1405
 Delta R.T. -0.00 min
 Lab File: VX016498.D
 Acq: 28 May 2020 20:05

Tgt Ion:107 Resp: 178881
 Ion Ratio Lower Upper
 107 100
 109 94.4 75.5 113.3

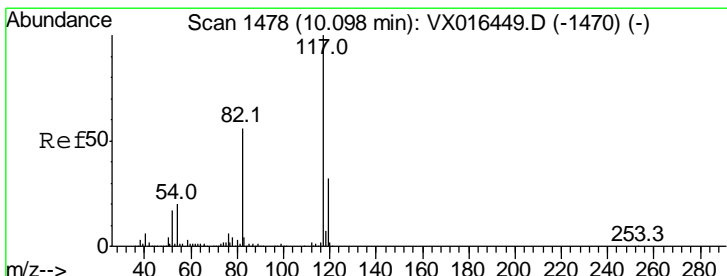
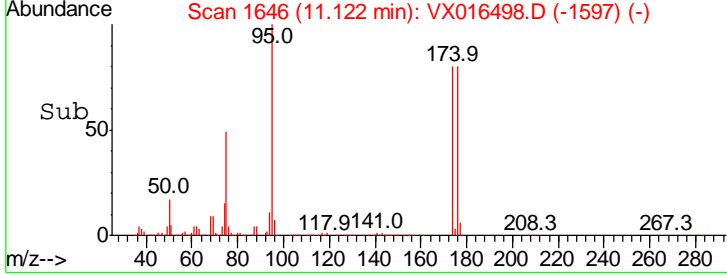
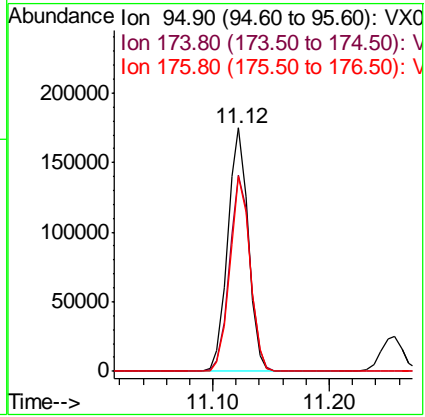
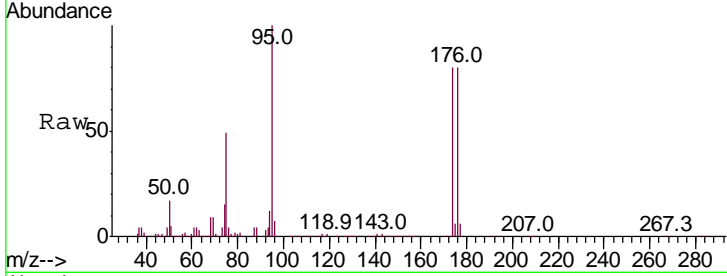




#62
 4-Bromofluorobenzene
 Concen: 53.050 ug/l
 RT: 11.12 min Scan# 1646
 Delta R.T. -0.00 min
 Lab File: VX016498.D
 Acq: 28 May 2020 20:05

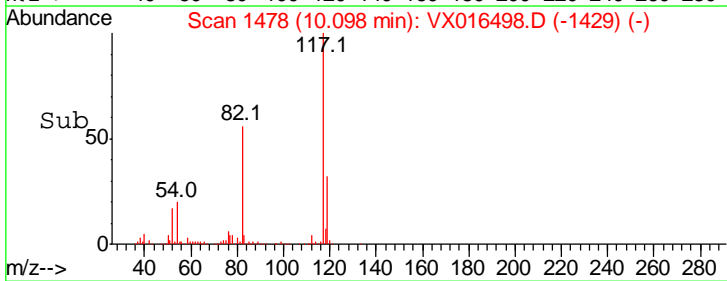
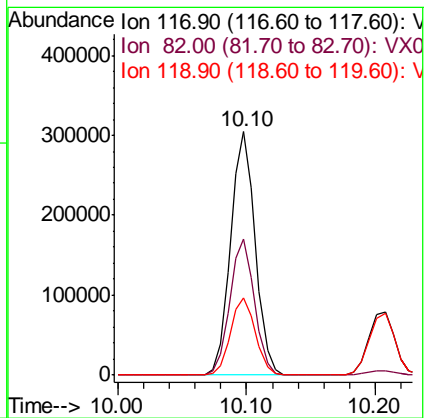
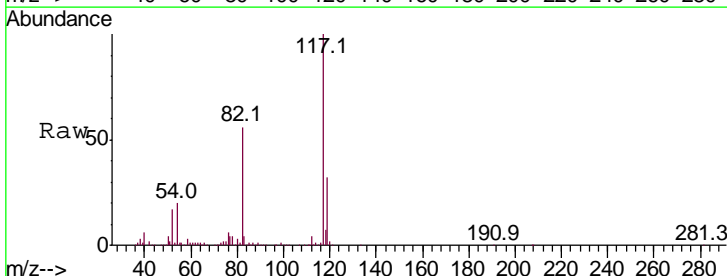
Instrument : MSVOA_X
 ClientSampleId : WP022RW358-200526MSD

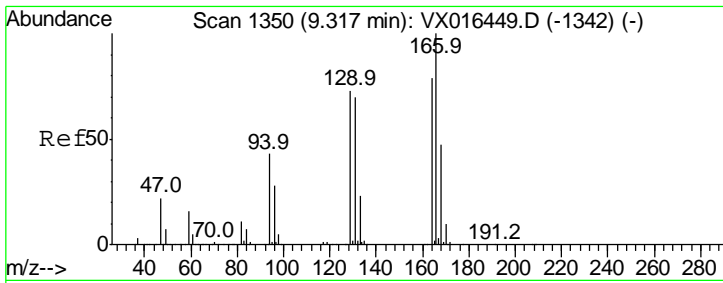
Tgt Ion	Resp	Lower	Upper
95	214032		
174	81.2	0.0	163.0
176	79.0	0.0	156.8



#63
 Chlorobenzene-d5
 Concen: 50.000 ug/l
 RT: 10.10 min Scan# 1478
 Delta R.T. -0.00 min
 Lab File: VX016498.D
 Acq: 28 May 2020 20:05

Tgt Ion	Resp	Lower	Upper
117	407255		
82	55.9	45.0	67.6
119	31.6	25.8	38.8

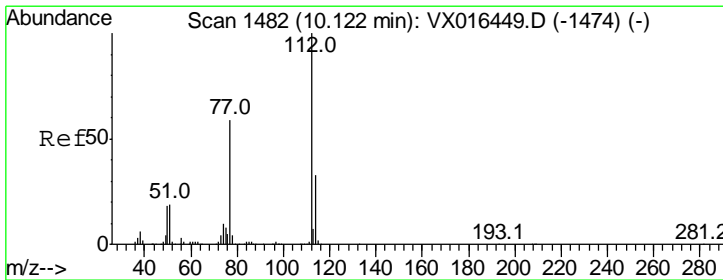
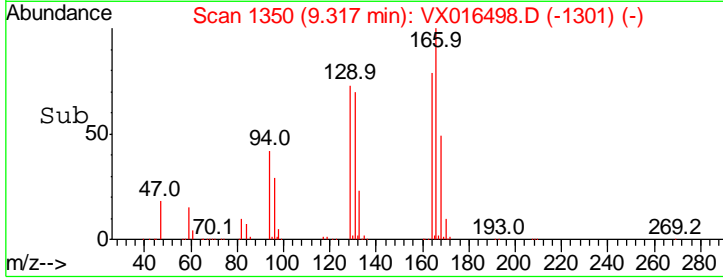
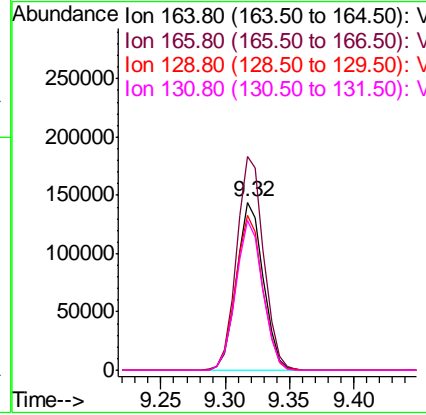
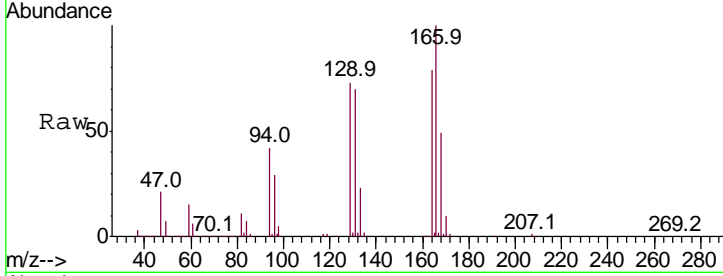




#64
 Tetrachloroethene
 Concen: 45.773 ug/l
 RT: 9.32 min Scan# 1350
 Delta R.T. -0.00 min
 Lab File: VX016498.D
 Acq: 28 May 2020 20:05

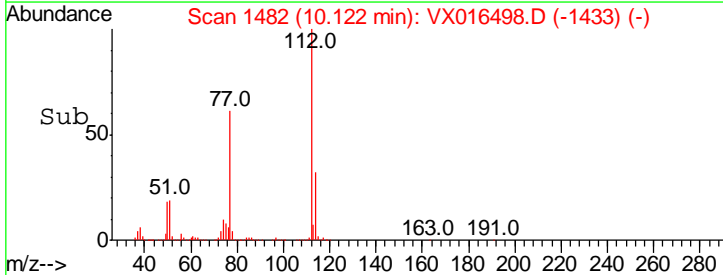
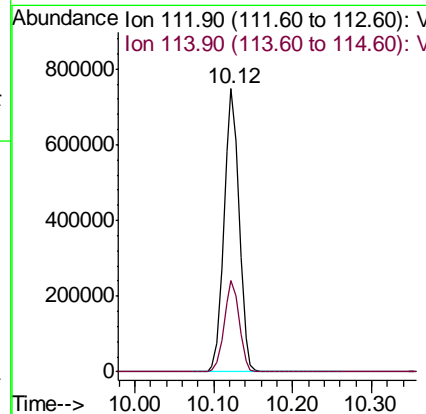
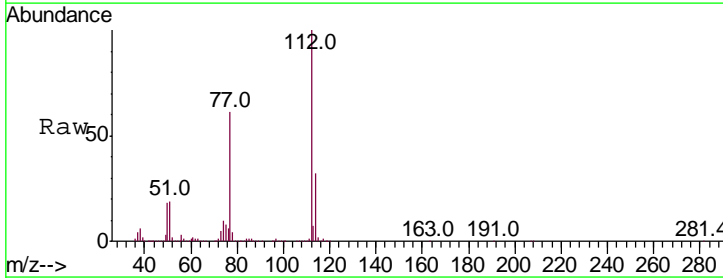
Instrument :
 MSVOA_X
ClientSampled :
 WP022RW358-200526MSD

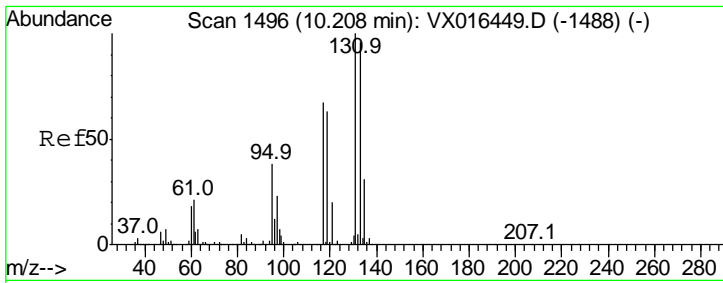
Tgt Ion	Resp	Lower	Upper
164	100		
166	126.9	100.9	151.3
129	92.3	73.2	109.8
131	88.7	70.8	106.2



#65
 Chlorobenzene
 Concen: 120.227 ug/l
 RT: 10.12 min Scan# 1482
 Delta R.T. -0.00 min
 Lab File: VX016498.D
 Acq: 28 May 2020 20:05

Tgt Ion	Resp	Lower	Upper
112	100		
114	32.1	26.0	39.0

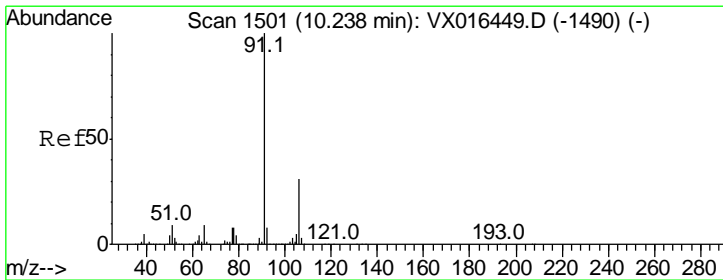
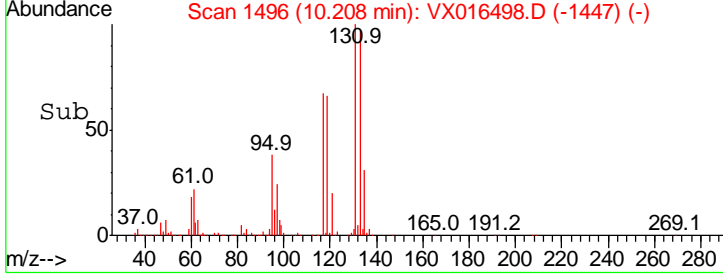
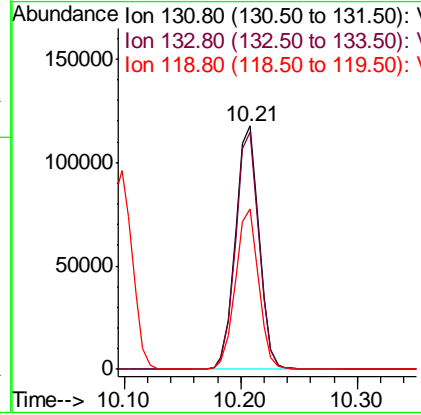
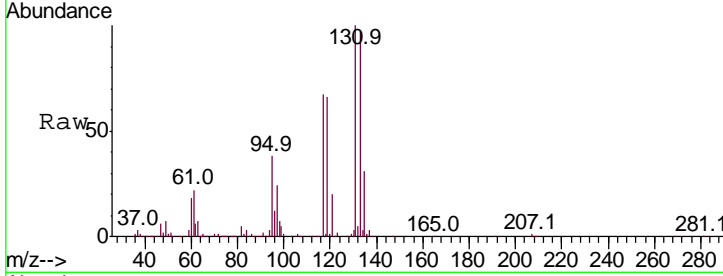




#66
 1,1,1,2-Tetrachloroethane
 Concen: 52.519 ug/l
 RT: 10.21 min Scan# 1496
 Delta R.T. -0.00 min
 Lab File: VX016498.D
 Acq: 28 May 2020 20:05

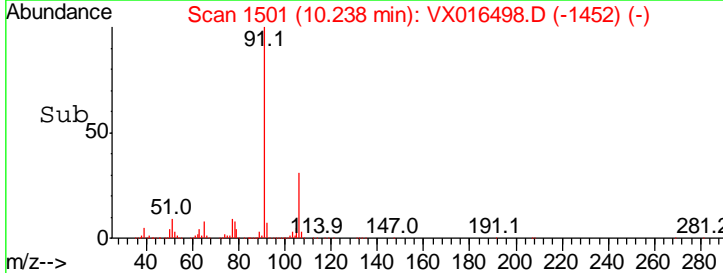
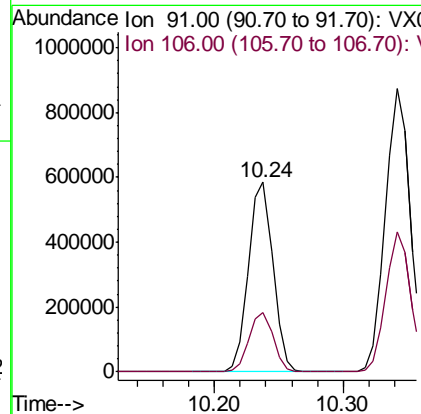
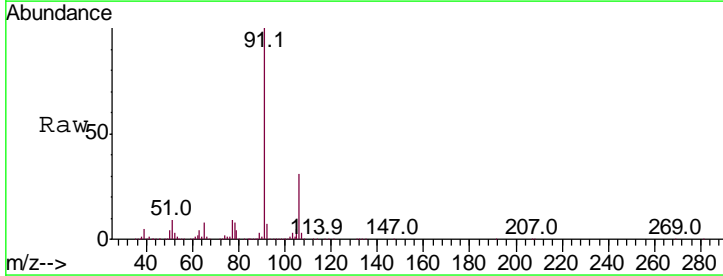
Instrument : MSVOA_X
 ClientSampled : WP022RW358-200526MSD

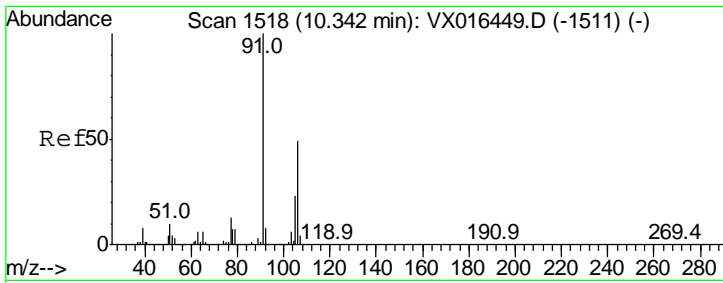
Tgt Ion	Resp	Lower	Upper
131	100		
133	96.7	48.4	145.3
119	64.6	32.0	96.2



#67
 Ethyl Benzene
 Concen: 51.835 ug/l
 RT: 10.24 min Scan# 1501
 Delta R.T. -0.00 min
 Lab File: VX016498.D
 Acq: 28 May 2020 20:05

Tgt Ion	Resp	Lower	Upper
91	100		
106	31.3	25.0	37.4

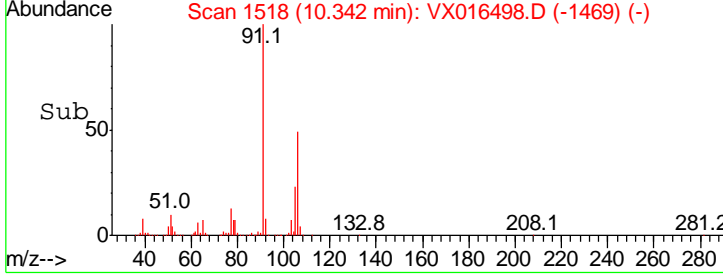
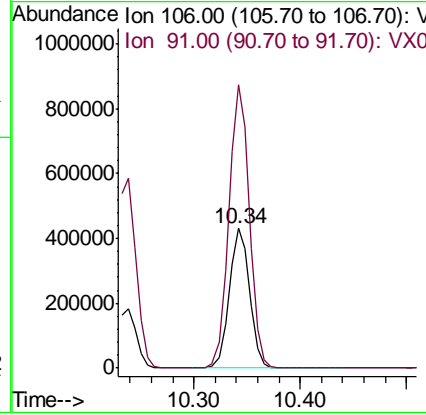
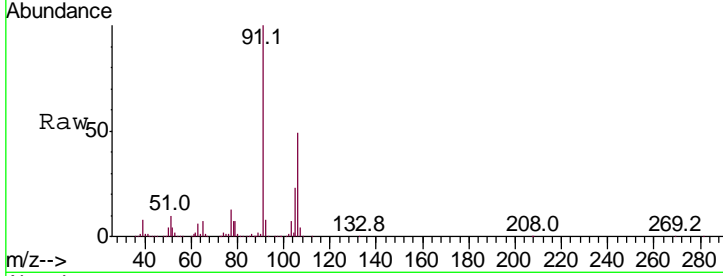




#68
 m/p-Xylenes
 Concen: 104.747 ug/l
 RT: 10.34 min Scan# 1518
 Delta R.T. -0.00 min
 Lab File: VX016498.D
 Acq: 28 May 2020 20:05

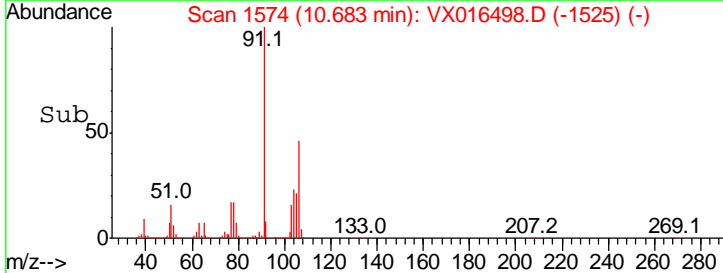
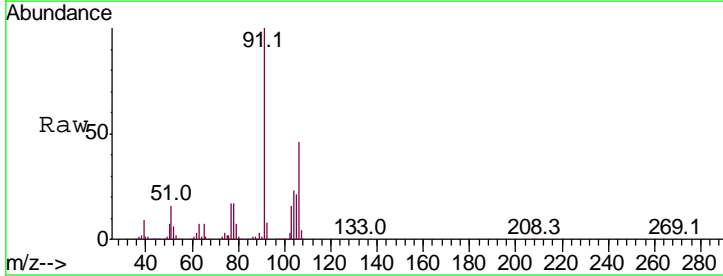
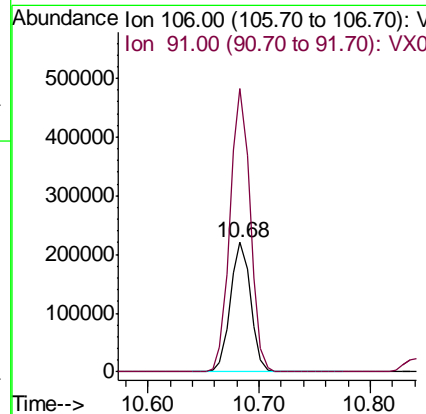
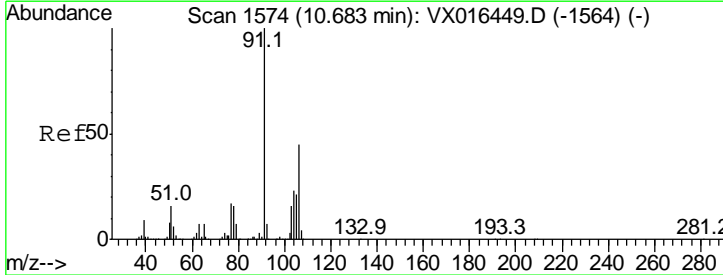
Instrument :
 MSVOA_X
ClientSampled :
 WP022RW358-200526MSD

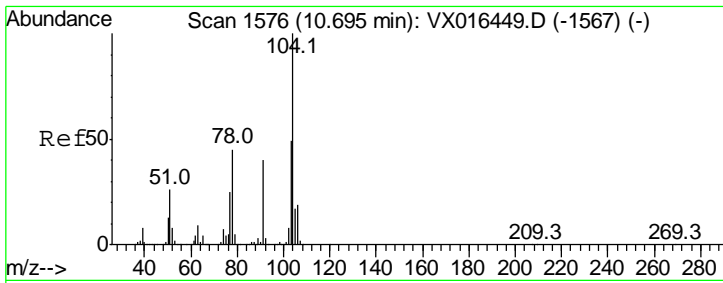
Tgt Ion	Resp	Lower	Upper
106	100		
91	204.5	163.8	245.8



#69
 o-Xylene
 Concen: 52.310 ug/l
 RT: 10.68 min Scan# 1574
 Delta R.T. -0.00 min
 Lab File: VX016498.D
 Acq: 28 May 2020 20:05

Tgt Ion	Resp	Lower	Upper
106	100		
91	217.8	109.6	328.8

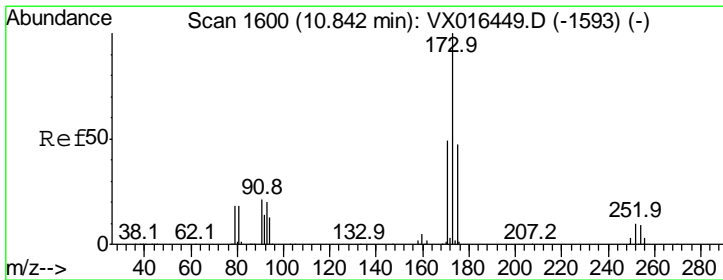
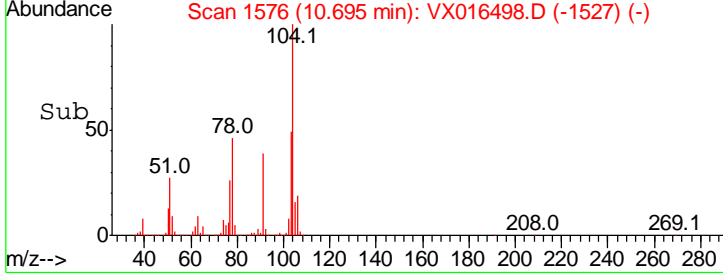
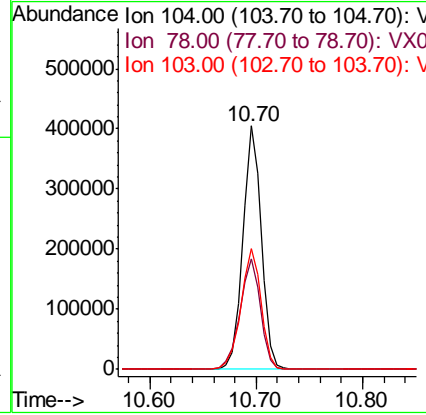
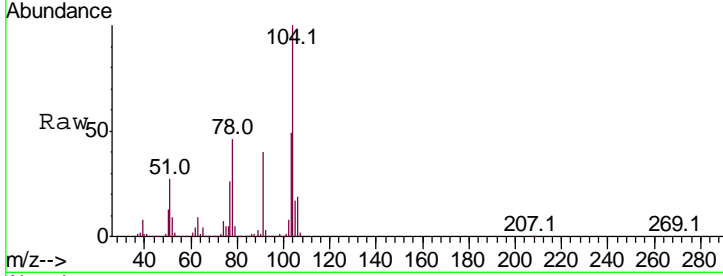




#70
 Styrene
 Concen: 54.158 ug/l
 RT: 10.70 min Scan# 1576
 Delta R.T. -0.00 min
 Lab File: VX016498.D
 Acq: 28 May 2020 20:05

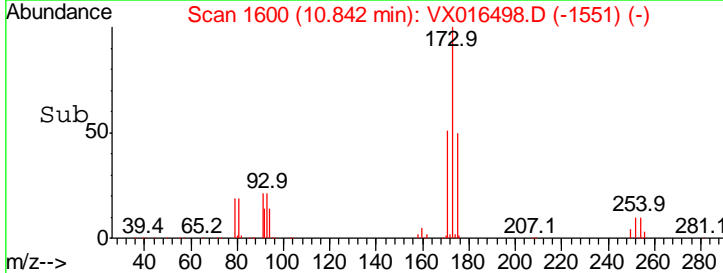
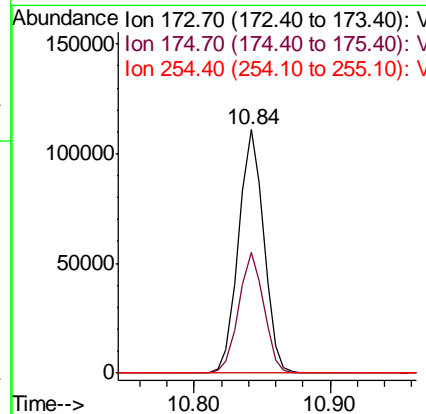
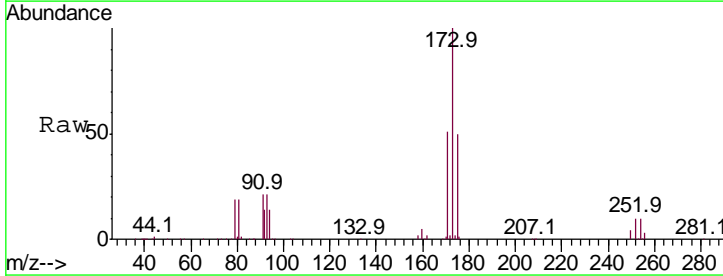
Instrument : MSVOA_X
 ClientSampled : WP022RW358-200526MSD

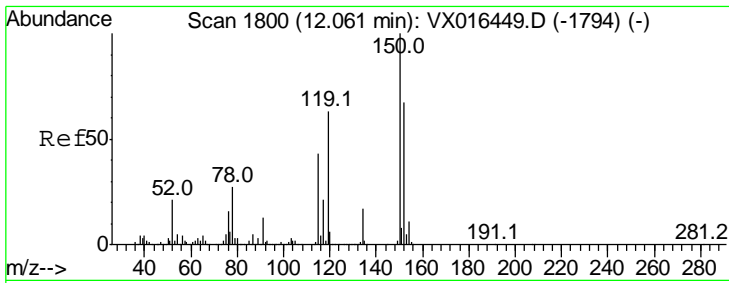
Tgt Ion	Resp	Lower	Upper
104	100		
78	50.4	40.2	60.2
103	54.2	43.1	64.7



#71
 Bromoform
 Concen: 53.511 ug/l
 RT: 10.84 min Scan# 1600
 Delta R.T. -0.00 min
 Lab File: VX016498.D
 Acq: 28 May 2020 20:05

Tgt Ion	Resp	Lower	Upper
173	100		
175	49.2	23.9	71.7
254	0.1	0.1	0.1#

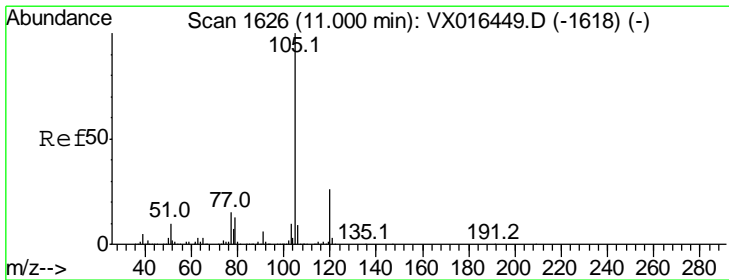
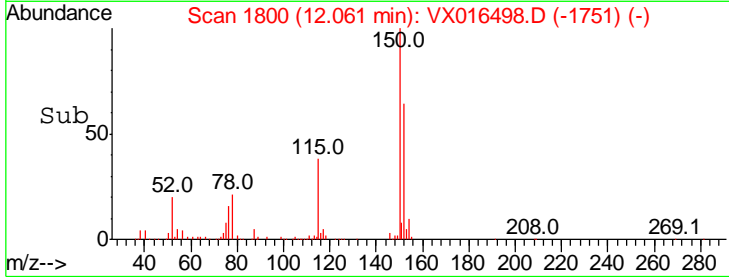
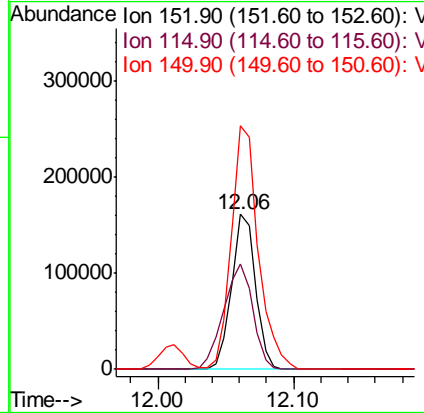
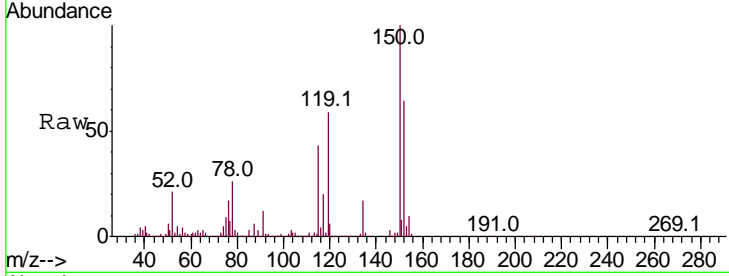




#72
 1,4-Dichlorobenzene-d4
 Concen: 50.000 ug/l
 RT: 12.06 min Scan# 1800
 Delta R.T. -0.00 min
 Lab File: VX016498.D
 Acq: 28 May 2020 20:05

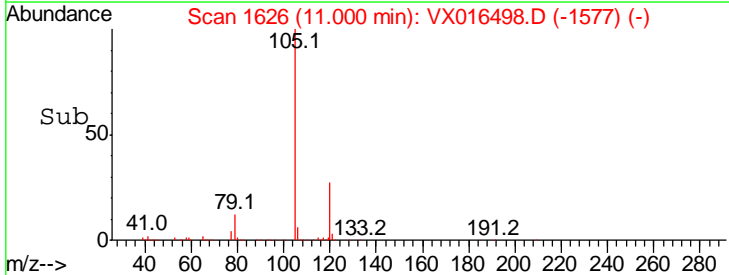
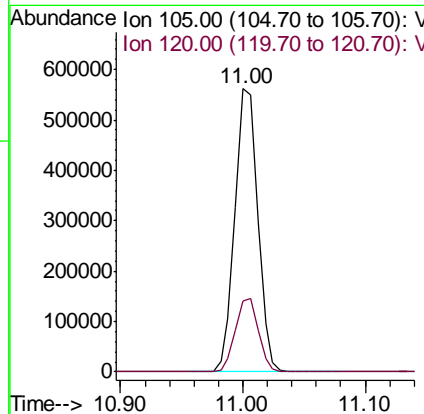
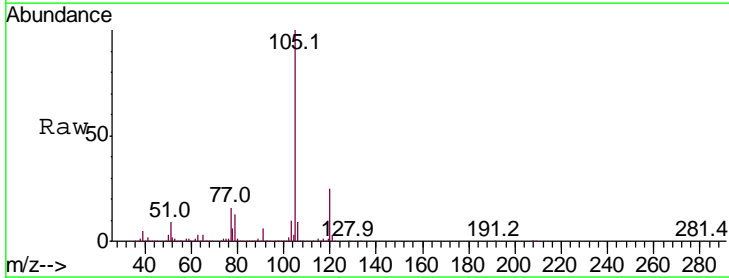
Instrument : MSVOA_X
 ClientSampled : WP022RW358-200526MSD

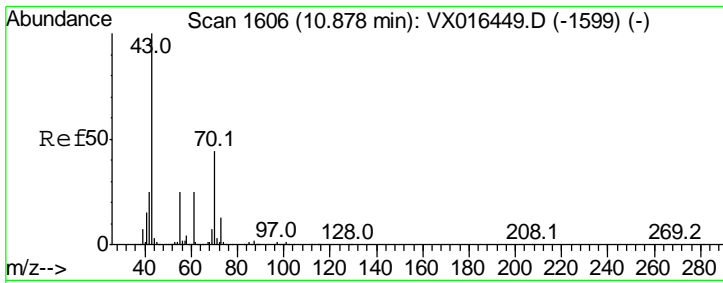
Tgt Ion	Resp	Lower	Upper
152	100		
115	83.2	39.9	119.6
150	177.3	0.0	341.0



#73
 Isopropylbenzene
 Concen: 53.050 ug/l
 RT: 11.00 min Scan# 1626
 Delta R.T. -0.00 min
 Lab File: VX016498.D
 Acq: 28 May 2020 20:05

Tgt Ion	Resp	Lower	Upper
105	100		
120	26.0	13.1	39.3

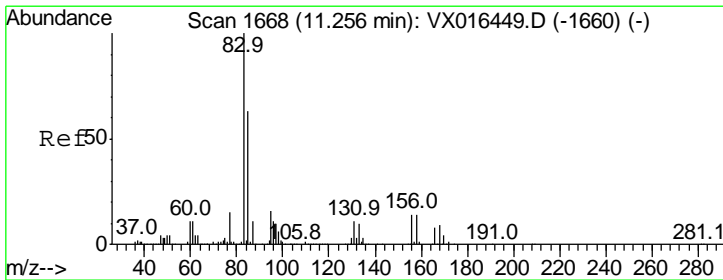
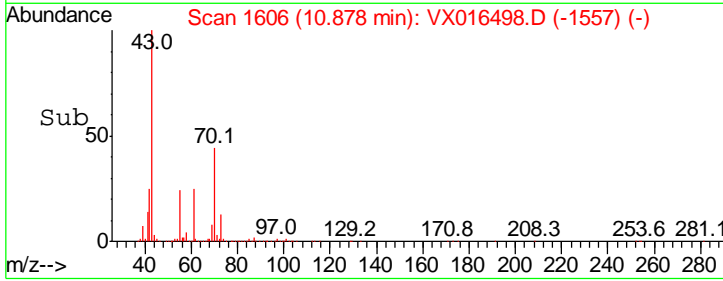
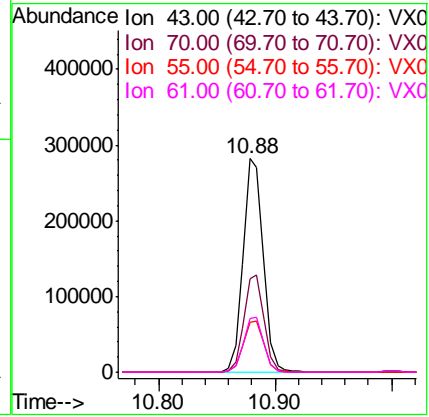
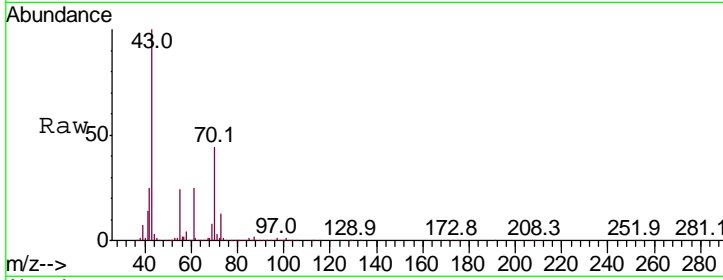




#74
 N-amyl acetate
 Concen: 54.018 ug/l
 RT: 10.88 min Scan# 1606
 Delta R.T. -0.00 min
 Lab File: VX016498.D
 Acq: 28 May 2020 20:05

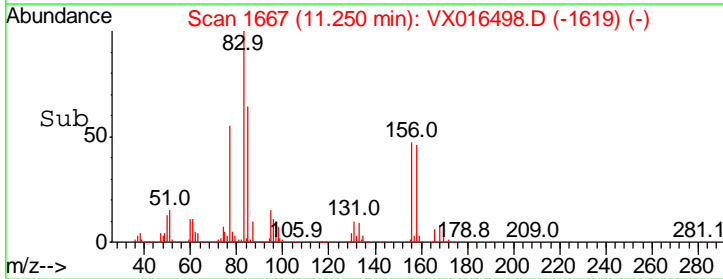
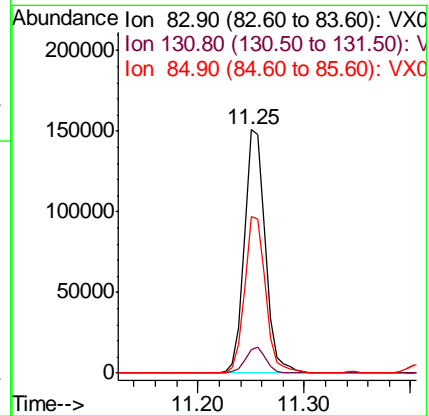
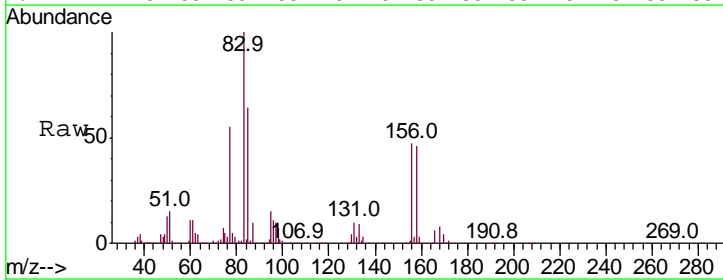
Instrument : MSVOA_X
 ClientSampled : WP022RW358-200526MSD

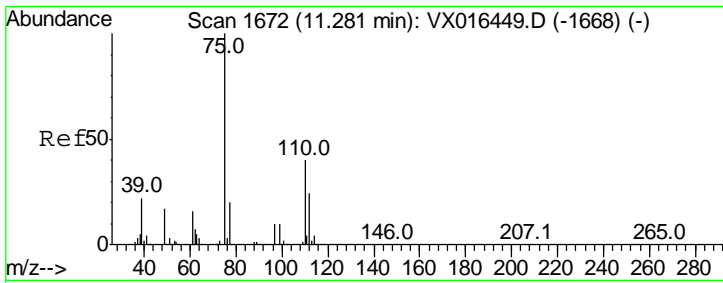
Tgt Ion	Resp	Lower	Upper
43	100		
70	45.6	36.1	54.1
55	24.8	20.2	30.4
61	25.8	20.3	30.5



#75
 1,1,2,2-Tetrachloroethane
 Concen: 61.020 ug/l
 RT: 11.25 min Scan# 1667
 Delta R.T. -0.01 min
 Lab File: VX016498.D
 Acq: 28 May 2020 20:05

Tgt Ion	Resp	Lower	Upper
83	100		
131	10.4	5.1	15.3
85	64.4	32.0	96.2

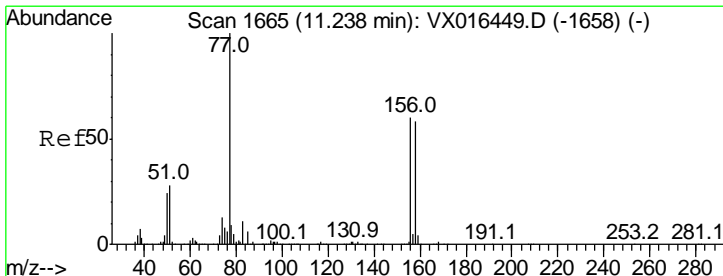
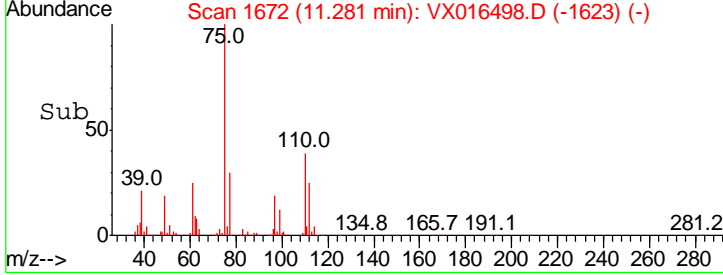
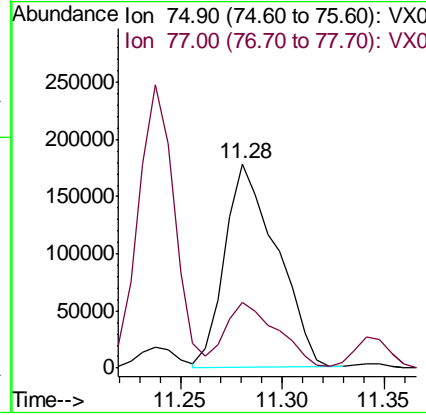
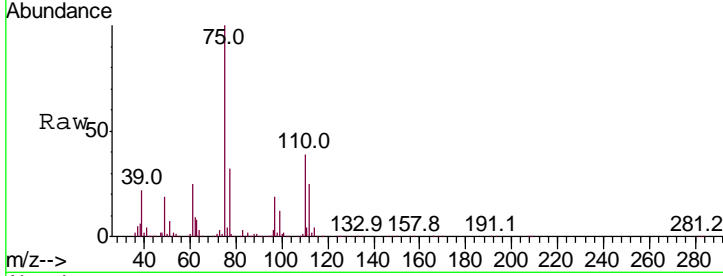




#76
 1,2,3-Trichloropropane
 Concen: 72.662 ug/l
 RT: 11.28 min Scan# 1672
 Delta R.T. -0.00 min
 Lab File: VX016498.D
 Acq: 28 May 2020 20:05

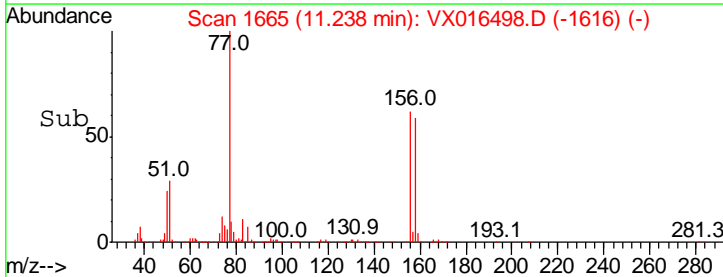
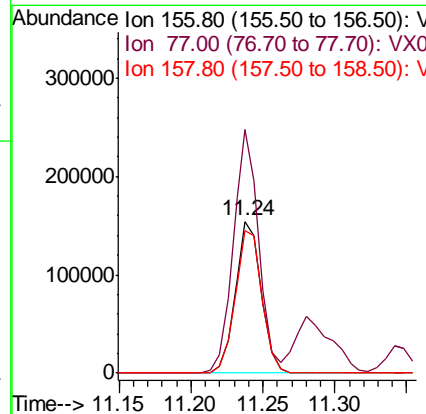
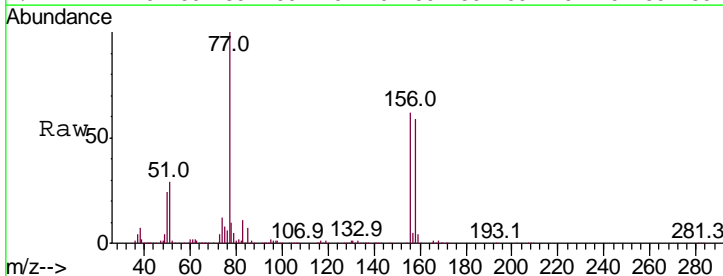
Instrument : MSVOA_X
 ClientSampled : WP022RW358-200526MSD

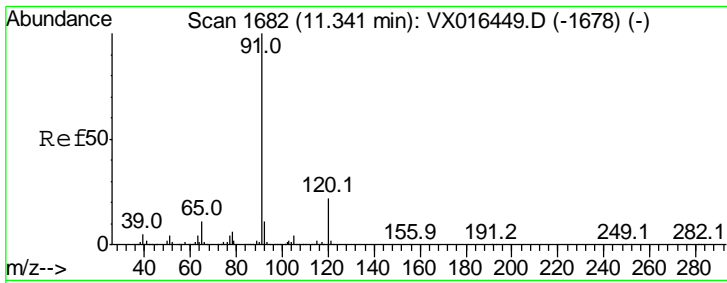
Tgt Ion: 75 Resp: 314712
 Ion Ratio Lower Upper
 75 100
 77 32.3 21.3 63.7



#77
 Bromobenzene
 Concen: 53.957 ug/l
 RT: 11.24 min Scan# 1665
 Delta R.T. -0.00 min
 Lab File: VX016498.D
 Acq: 28 May 2020 20:05

Tgt Ion: 156 Resp: 193213
 Ion Ratio Lower Upper
 156 100
 77 158.3 79.6 238.8
 158 97.1 48.1 144.4

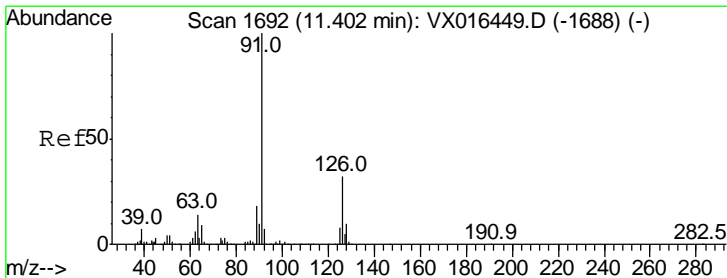
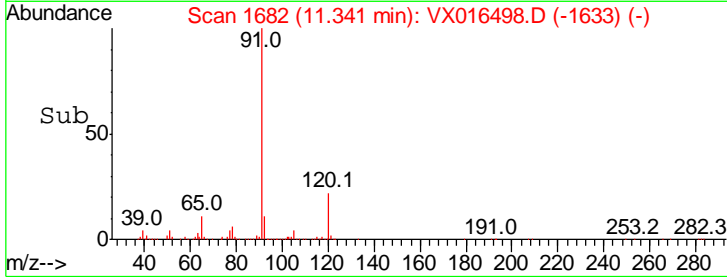
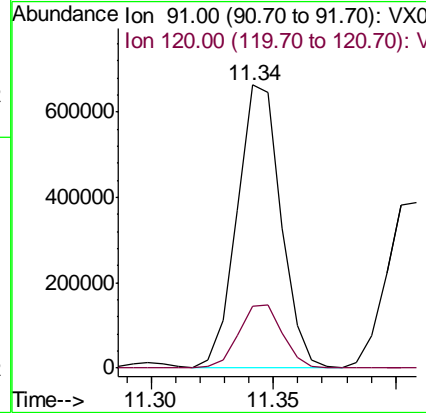
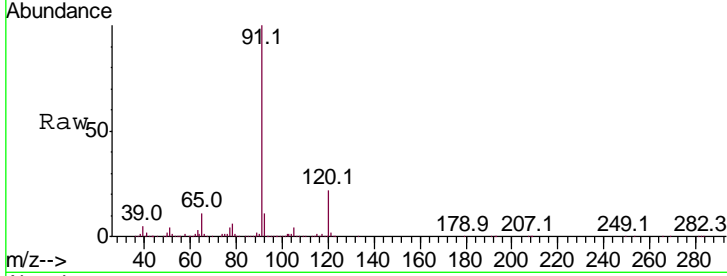




#78
 n-propylbenzene
 Concen: 53.736 ug/l
 RT: 11.34 min Scan# 1682
 Delta R.T. -0.00 min
 Lab File: VX016498.D
 Acq: 28 May 2020 20:05

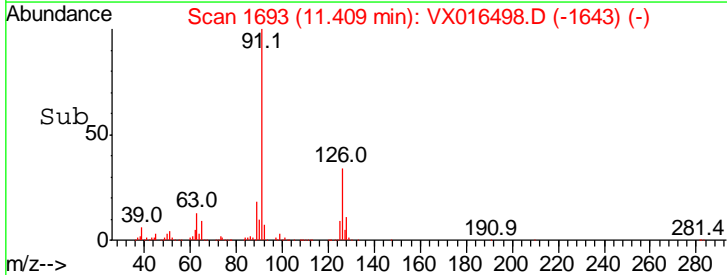
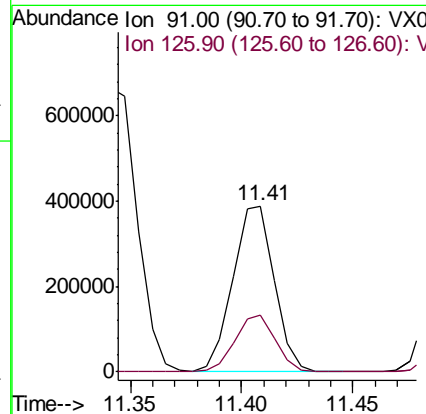
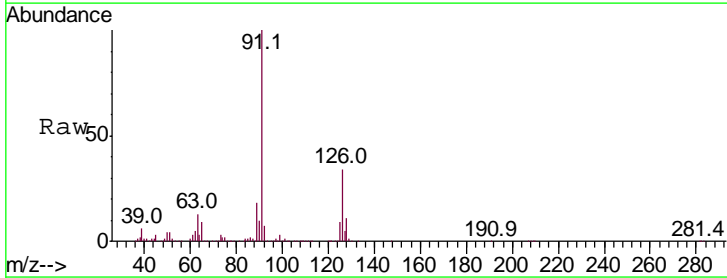
Instrument : MSVOA_X
 ClientSampled : WP022RW358-200526MSD

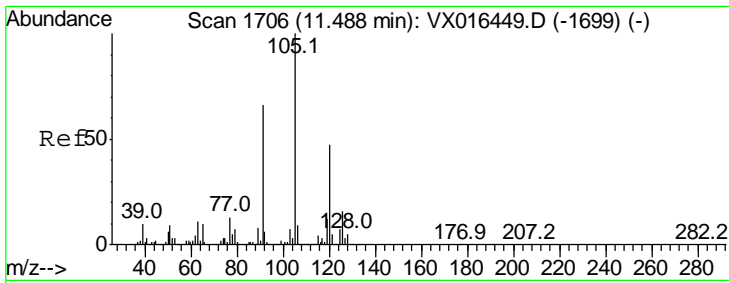
Tgt Ion	Resp	Lower	Upper
91	100		
120	22.7	11.6	34.7



#79
 2-Chlorotoluene
 Concen: 54.079 ug/l
 RT: 11.41 min Scan# 1693
 Delta R.T. 0.01 min
 Lab File: VX016498.D
 Acq: 28 May 2020 20:05

Tgt Ion	Resp	Lower	Upper
91	100		
126	33.6	16.8	50.3

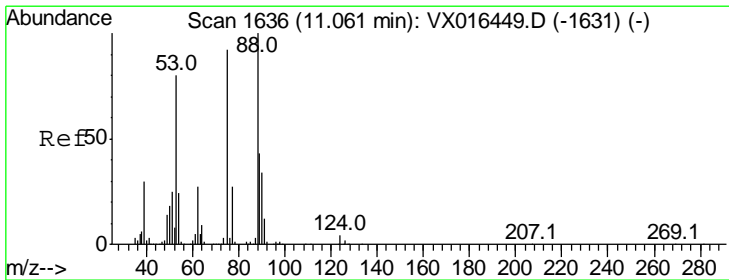
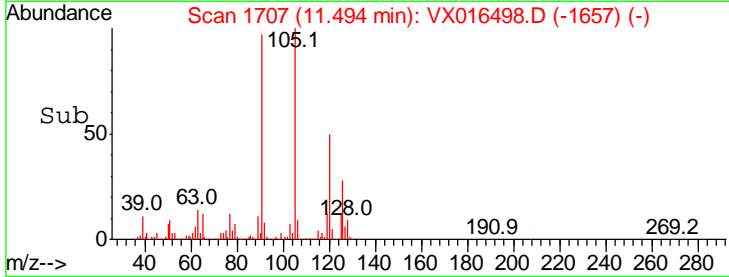
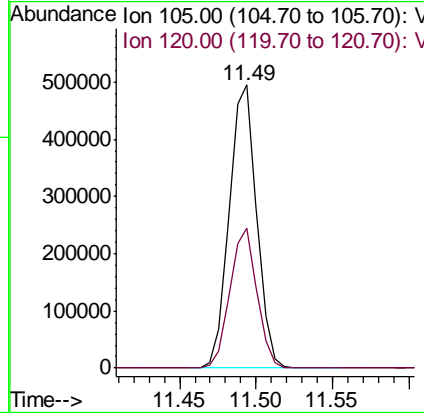
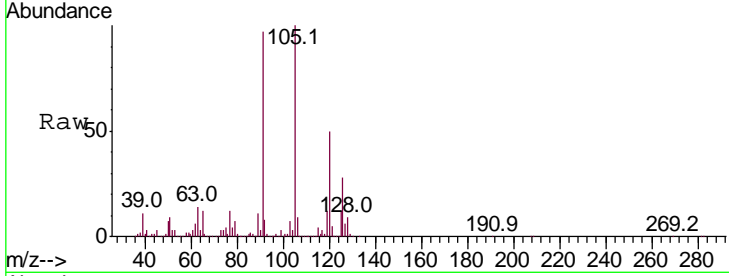




#80
 1,3,5-Trimethylbenzene
 Concen: 53.624 ug/l
 RT: 11.49 min Scan# 1707
 Delta R.T. 0.01 min
 Lab File: VX016498.D
 Acq: 28 May 2020 20:05

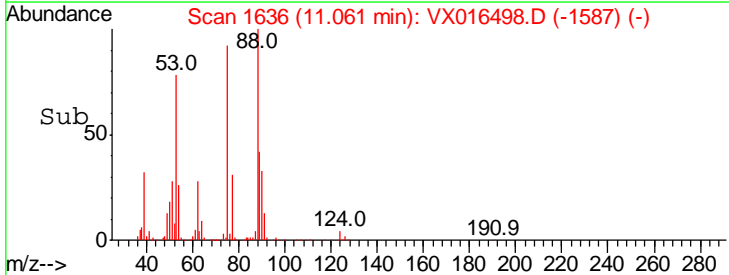
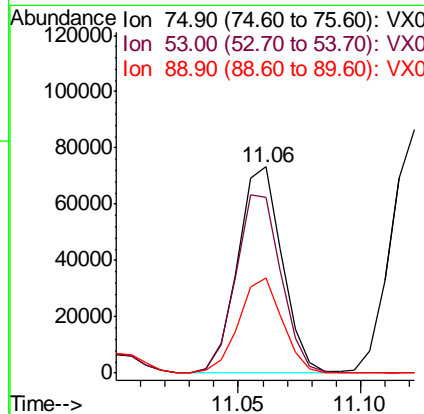
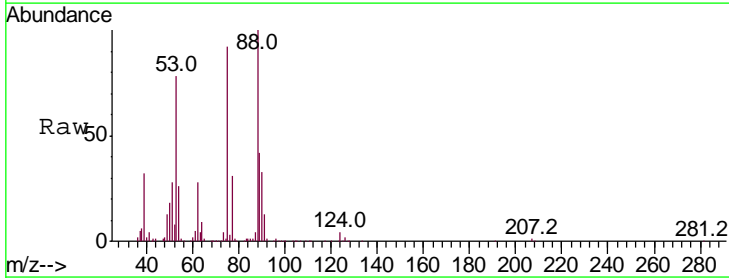
Instrument :
 MSVOA_X
 ClientSampleID :
 WP022RW358-200526MSD

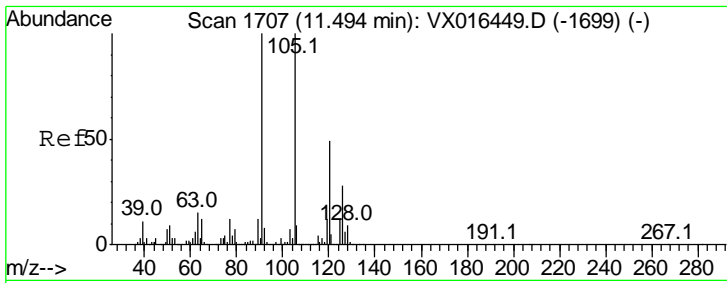
Tgt Ion	Resp	Lower	Upper
105	100		
120	48.8	24.3	72.8



#81
 trans-1,4-Dichloro-2-butene
 Concen: 52.241 ug/l
 RT: 11.06 min Scan# 1636
 Delta R.T. -0.00 min
 Lab File: VX016498.D
 Acq: 28 May 2020 20:05

Tgt Ion	Resp	Lower	Upper
75	100		
53	89.0	71.3	106.9
89	45.7	36.6	55.0

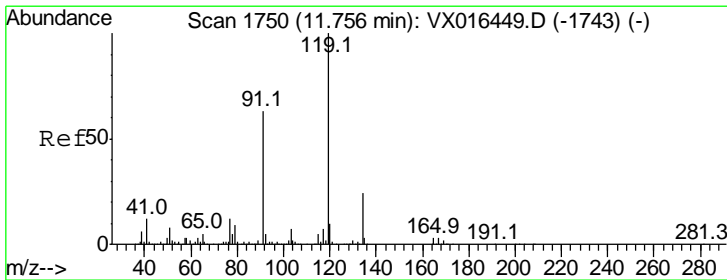
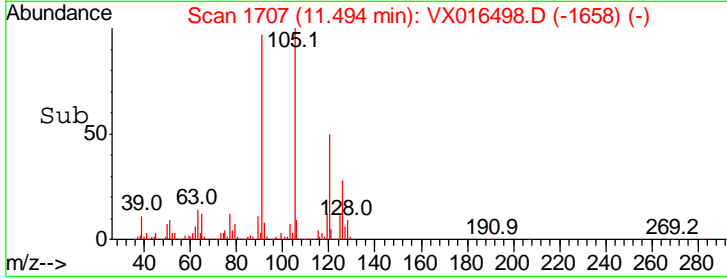
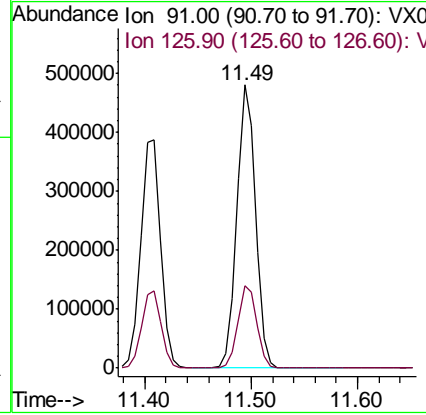
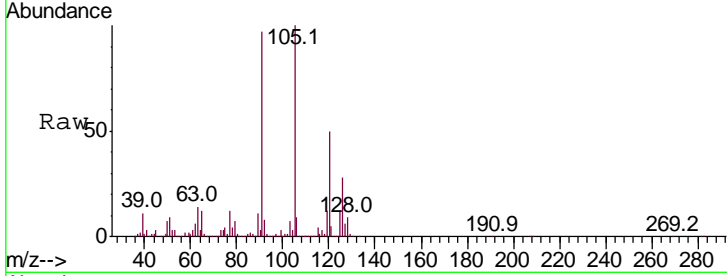




#82
 4-Chlorotoluene
 Concen: 54.007 ug/l
 RT: 11.49 min Scan# 1707
 Delta R.T. -0.00 min
 Lab File: VX016498.D
 Acq: 28 May 2020 20:05

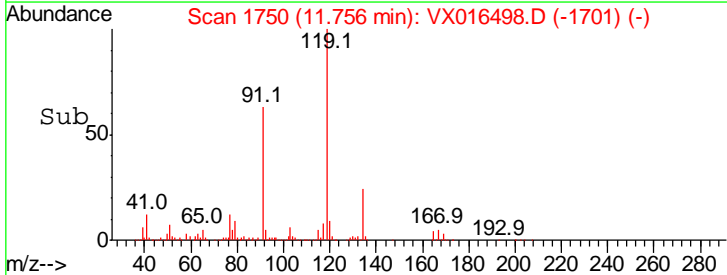
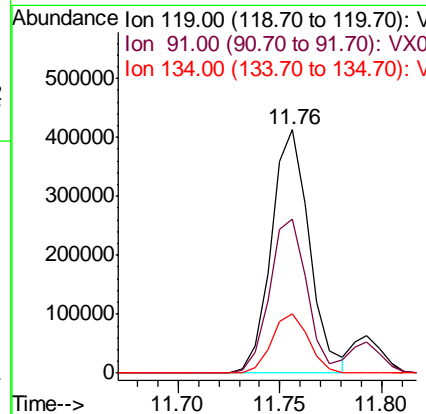
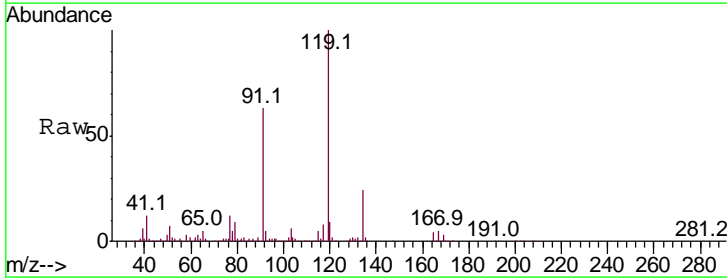
Instrument :
 MSVOA_X
 ClientSampled :
 WP022RW358-200526MSD

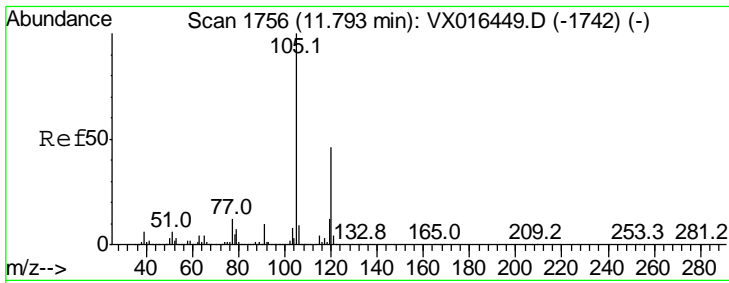
Tgt Ion	Resp	Lower	Upper
91	100		
126	29.5	14.7	44.1



#83
 tert-Butylbenzene
 Concen: 55.110 ug/l
 RT: 11.76 min Scan# 1750
 Delta R.T. -0.00 min
 Lab File: VX016498.D
 Acq: 28 May 2020 20:05

Tgt Ion	Resp	Lower	Upper
119	100		
91	61.8	31.3	93.8
134	23.8	12.0	36.0

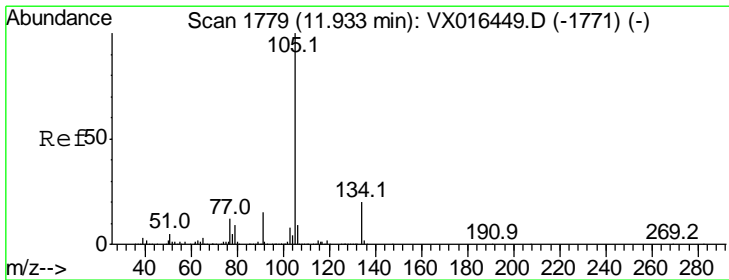
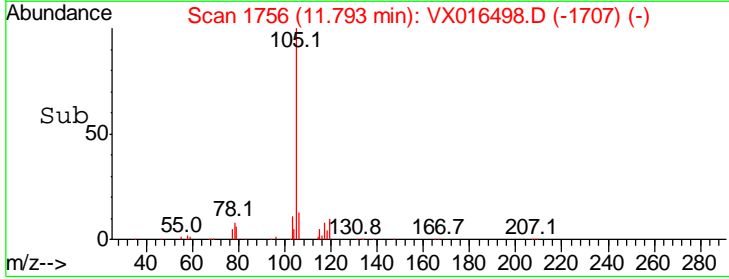
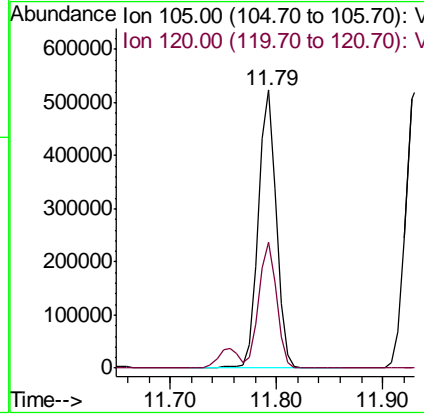
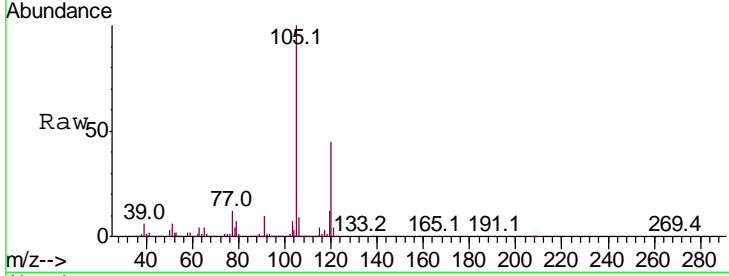




#84
 1,2,4-Trimethylbenzene
 Concen: 53.882 ug/l
 RT: 11.79 min Scan# 1756
 Delta R.T. -0.00 min
 Lab File: VX016498.D
 Acq: 28 May 2020 20:05

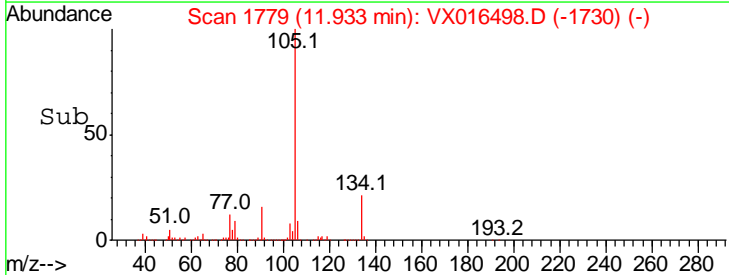
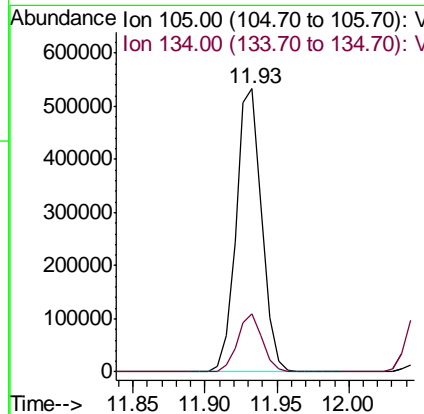
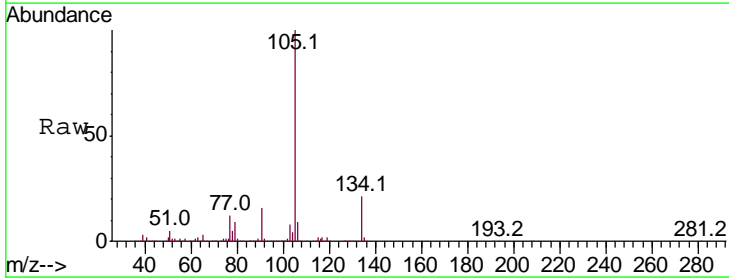
Instrument : MSVOA_X
 ClientSampled : WP022RW358-200526MSD

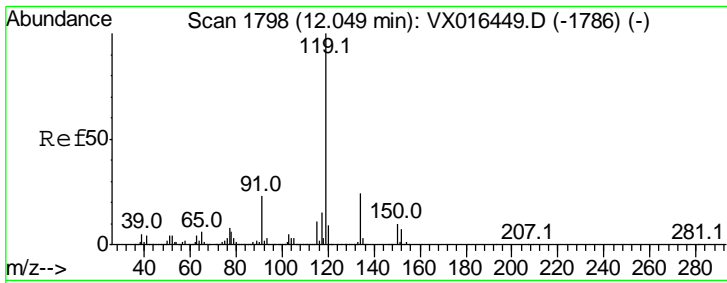
Tgt Ion	Resp	Lower	Upper
105	100		
120	45.0	22.6	67.7



#85
 sec-Butylbenzene
 Concen: 54.042 ug/l
 RT: 11.93 min Scan# 1779
 Delta R.T. -0.00 min
 Lab File: VX016498.D
 Acq: 28 May 2020 20:05

Tgt Ion	Resp	Lower	Upper
105	100		
134	19.9	10.1	30.3

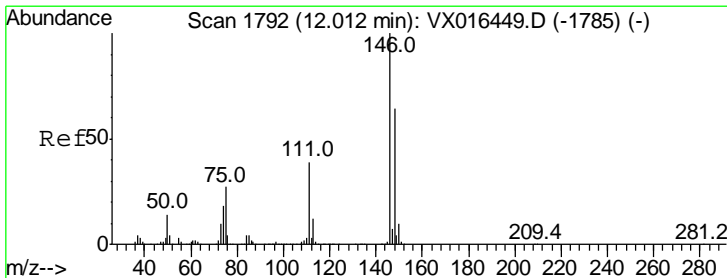
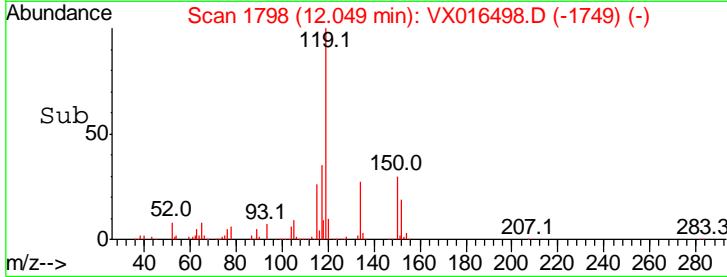
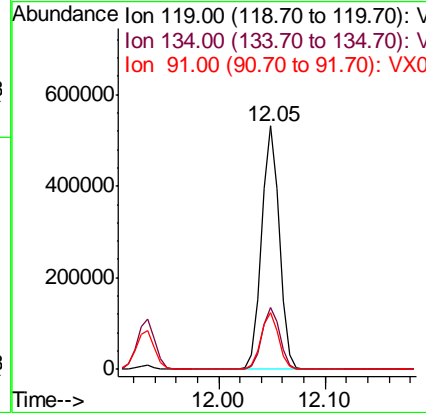
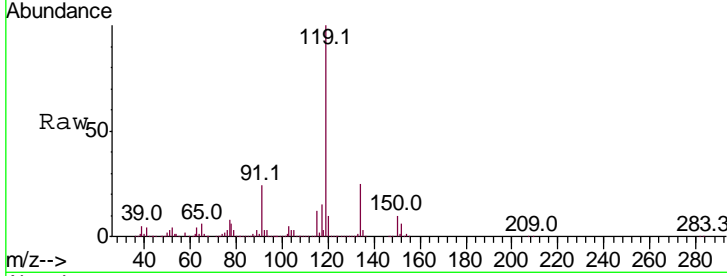




#86
 p-Isopropyltoluene
 Concen: 54.276 ug/l
 RT: 12.05 min Scan# 1798
 Delta R.T. -0.00 min
 Lab File: VX016498.D
 Acq: 28 May 2020 20:05

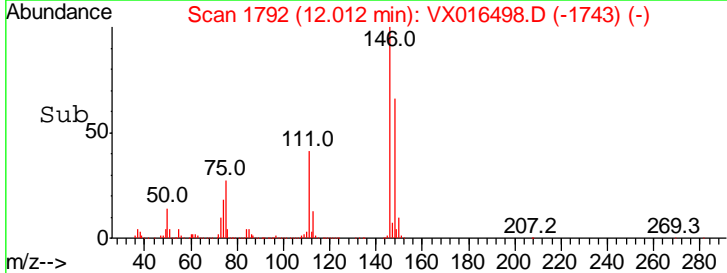
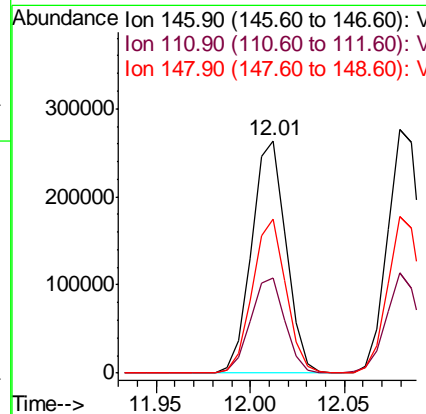
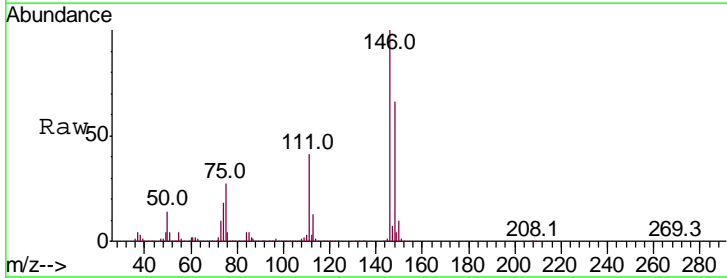
Instrument : MSVOA_X
 ClientSampled : WP022RW358-200526MSD

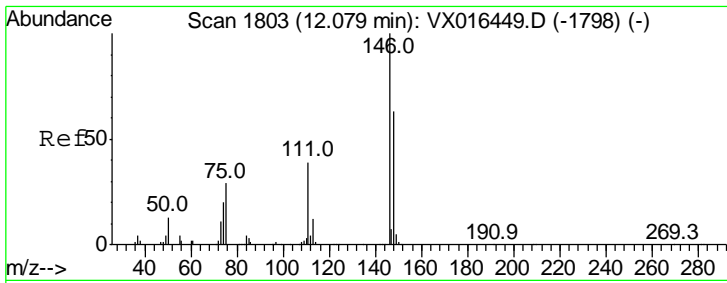
Tgt Ion	Resp	Lower	Upper
119	100		
134	25.5	12.7	38.0
91	23.2	11.7	35.0



#87
 1,3-Dichlorobenzene
 Concen: 53.924 ug/l
 RT: 12.01 min Scan# 1792
 Delta R.T. -0.00 min
 Lab File: VX016498.D
 Acq: 28 May 2020 20:05

Tgt Ion	Resp	Lower	Upper
146	100		
111	40.9	20.0	60.0
148	64.2	31.9	95.5

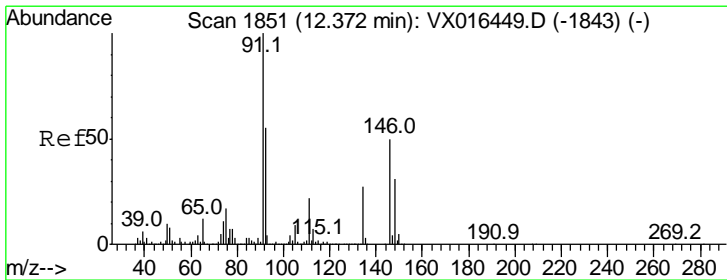
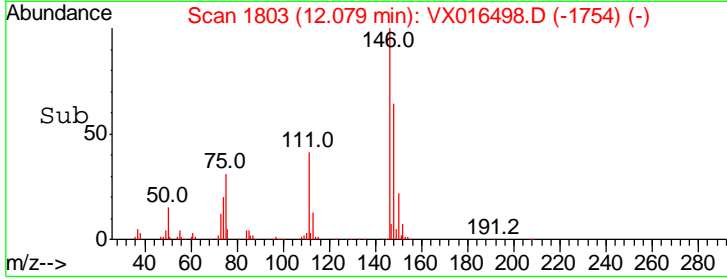
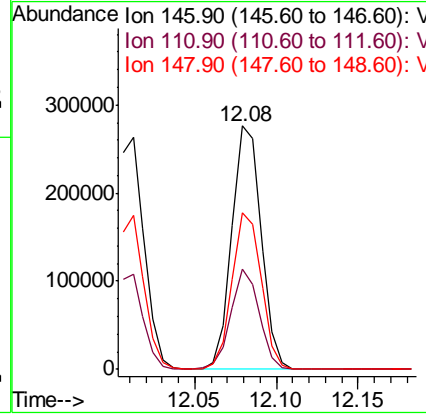
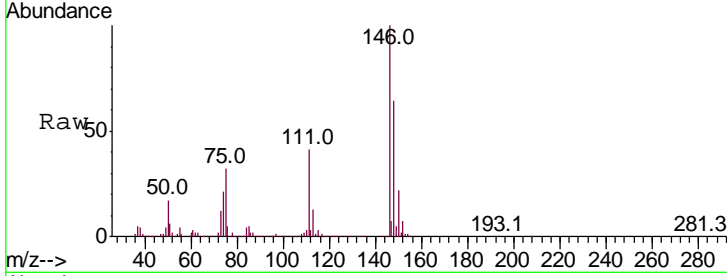




#88
 1,4-Dichlorobenzene
 Concen: 54.554 ug/l
 RT: 12.08 min Scan# 1803
 Delta R.T. -0.00 min
 Lab File: VX016498.D
 Acq: 28 May 2020 20:05

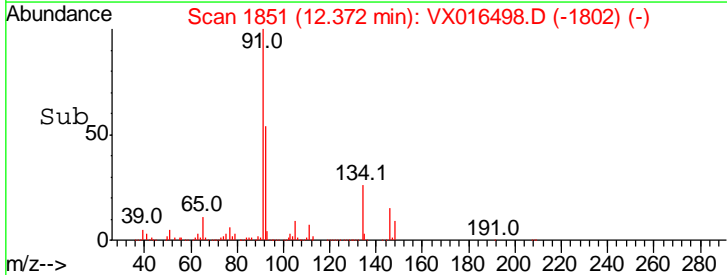
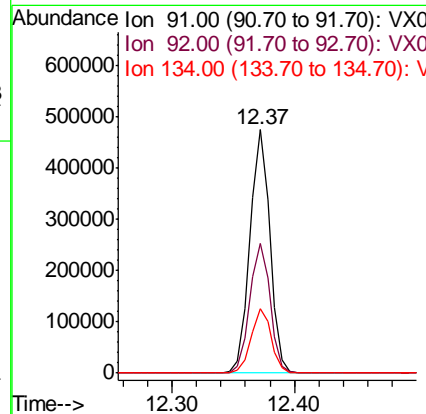
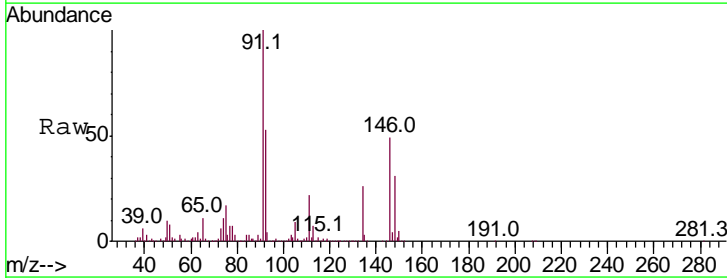
Instrument : MSVOA_X
 ClientSampled : WP022RW358-200526MSD

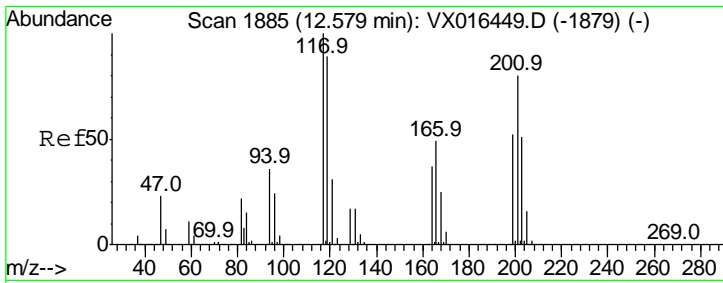
Tgt Ion	Resp	Lower	Upper
146	100		
111	39.7	19.4	58.2
148	64.0	31.4	94.3



#89
 n-Butylbenzene
 Concen: 56.225 ug/l
 RT: 12.37 min Scan# 1851
 Delta R.T. -0.00 min
 Lab File: VX016498.D
 Acq: 28 May 2020 20:05

Tgt Ion	Resp	Lower	Upper
91	100		
92	54.4	27.2	81.5
134	26.6	13.1	39.3

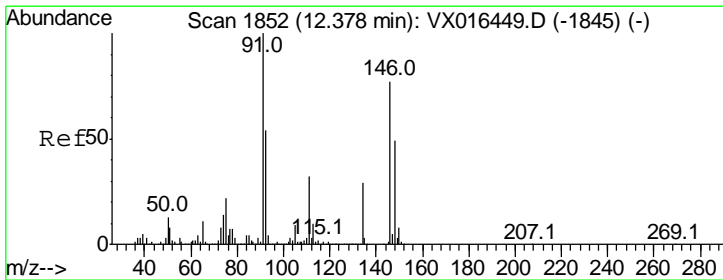
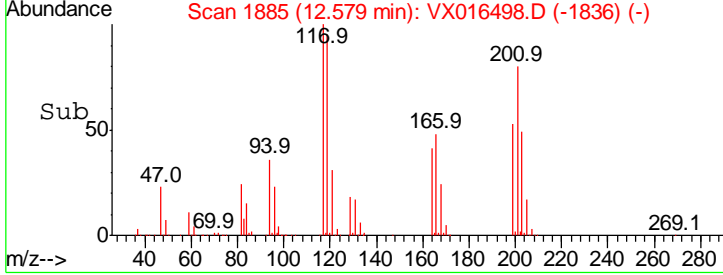
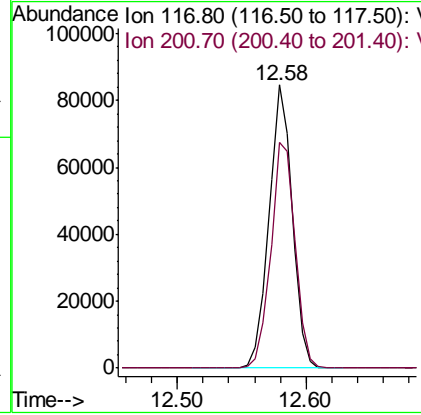
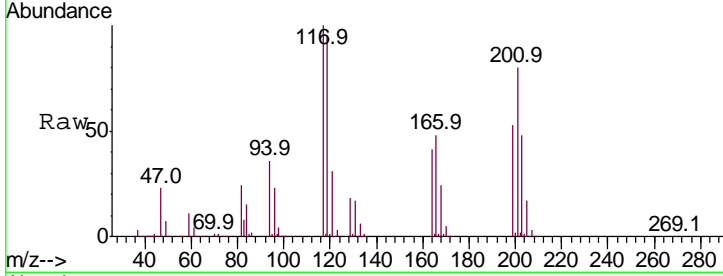




#90
 Hexachloroethane
 Concen: 53.460 ug/l
 RT: 12.58 min Scan# 1885
 Delta R.T. -0.00 min
 Lab File: VX016498.D
 Acq: 28 May 2020 20:05

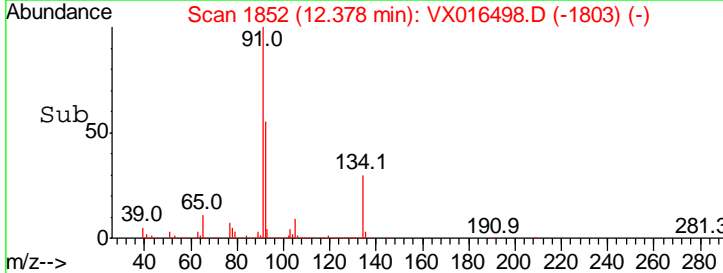
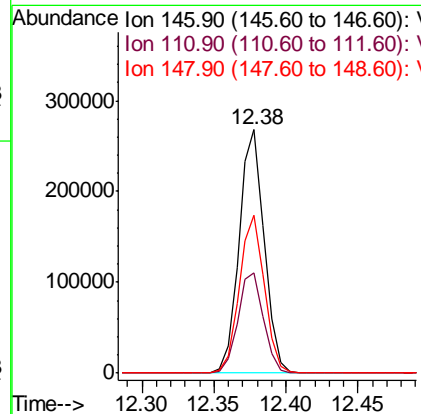
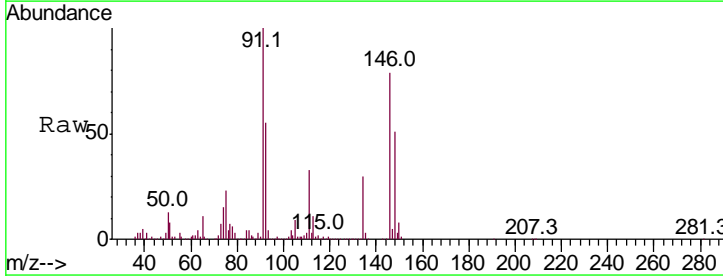
Instrument : MSVOA_X
 ClientSampled : WP022RW358-200526MSD

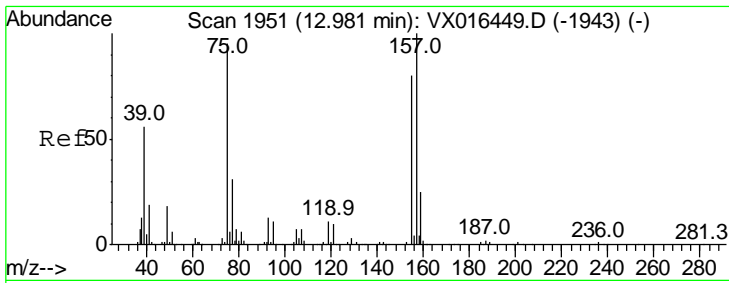
Tgt Ion	Resp	Lower	Upper
117	105697		
117	100		
201	83.6	43.1	129.3



#91
 1,2-Dichlorobenzene
 Concen: 54.113 ug/l
 RT: 12.38 min Scan# 1852
 Delta R.T. -0.00 min
 Lab File: VX016498.D
 Acq: 28 May 2020 20:05

Tgt Ion	Resp	Lower	Upper
146	325251		
146	100		
111	42.3	21.4	64.3
148	64.5	31.9	95.7

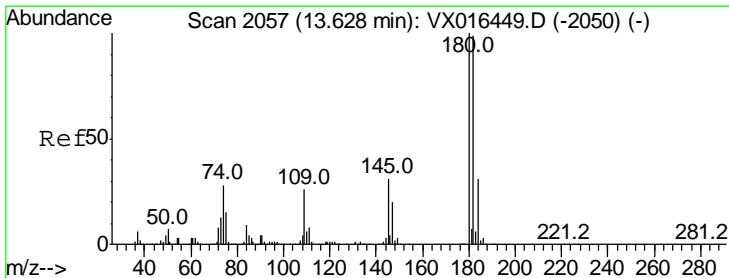
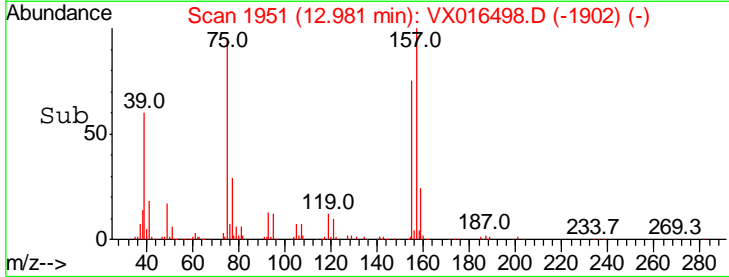
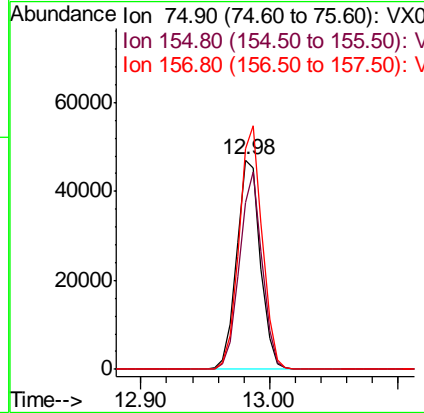
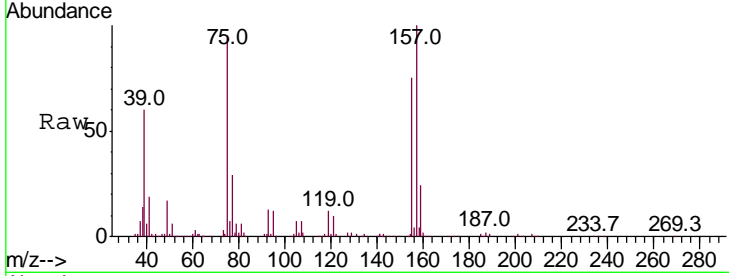




#92
 1,2-Dibromo-3-Chloropropane
 Concen: 54.481 ug/l
 RT: 12.98 min Scan# 1951
 Delta R.T. -0.00 min
 Lab File: VX016498.D
 Acq: 28 May 2020 20:05

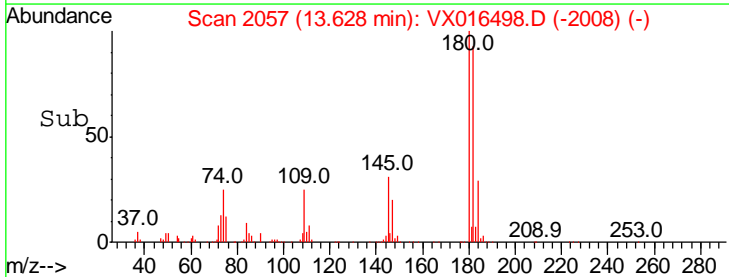
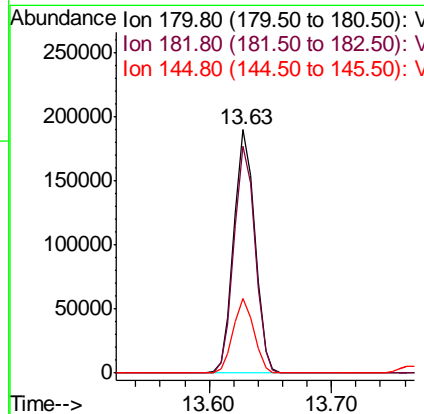
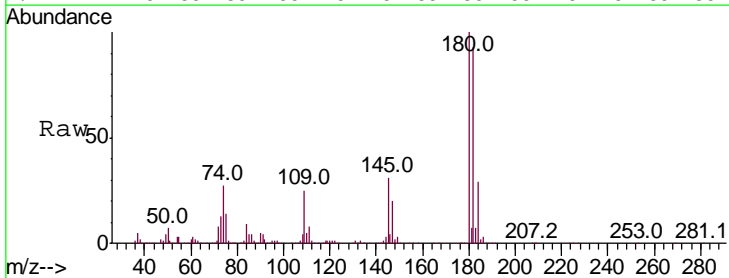
Instrument :
 MSVOA_X
 ClientSampled :
 WP022RW358-200526MSD

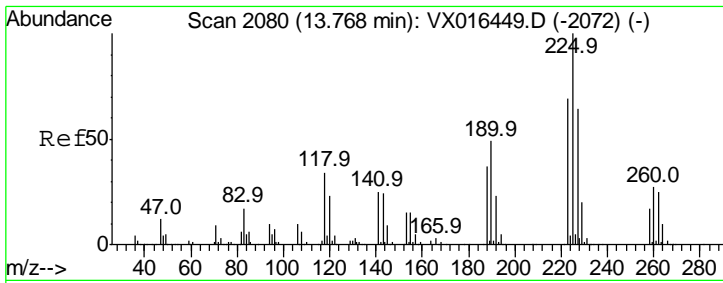
Tgt Ion	Resp	Lower	Upper
75	100		
155	89.3	44.1	132.4
157	112.8	57.8	173.3



#93
 1,2,4-Trichlorobenzene
 Concen: 56.286 ug/l
 RT: 13.63 min Scan# 2057
 Delta R.T. -0.00 min
 Lab File: VX016498.D
 Acq: 28 May 2020 20:05

Tgt Ion	Resp	Lower	Upper
180	100		
182	93.4	48.3	144.8
145	30.1	15.4	46.2

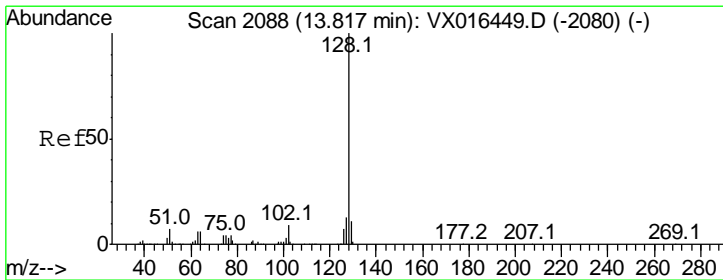
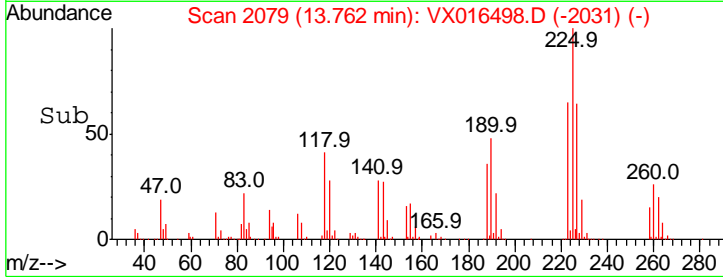
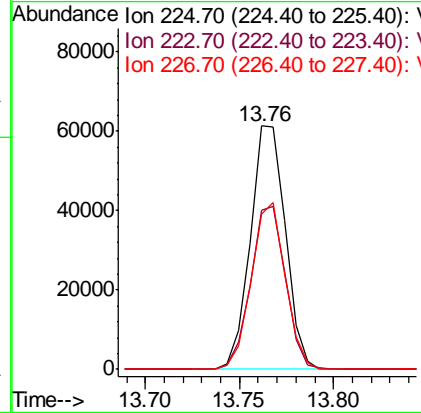
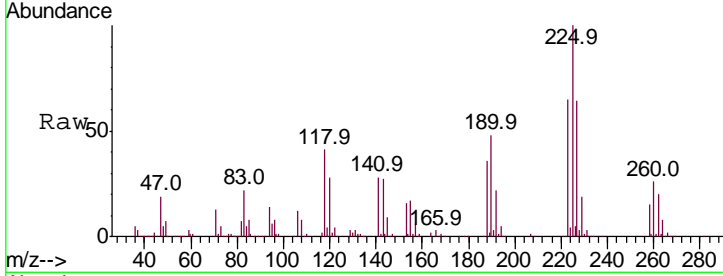




#94
 Hexachlorobutadiene
 Concen: 50.549 ug/l
 RT: 13.76 min Scan# 2079
 Delta R.T. -0.01 min
 Lab File: VX016498.D
 Acq: 28 May 2020 20:05

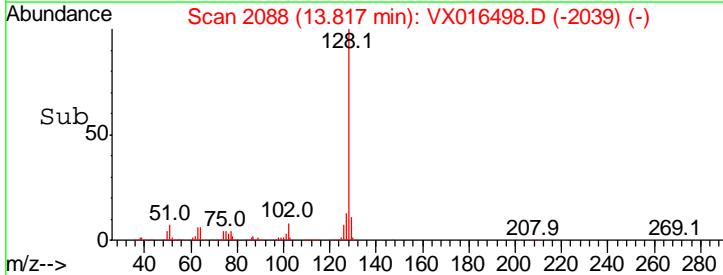
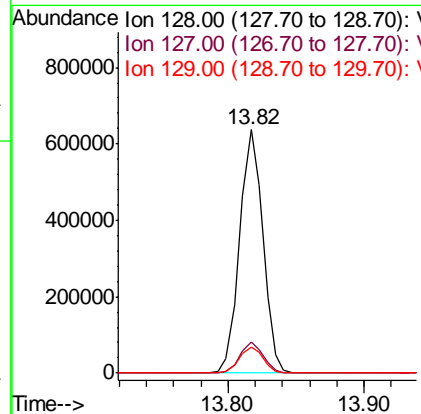
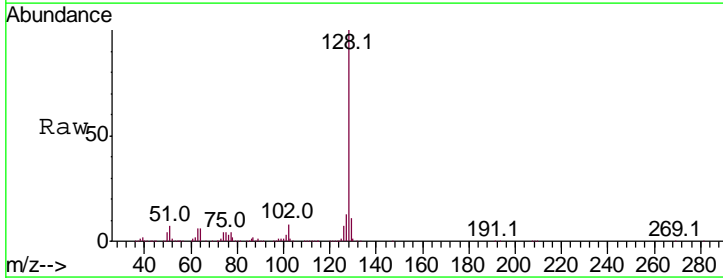
Instrument : MSVOA_X
 ClientSampled : WP022RW358-200526MSD

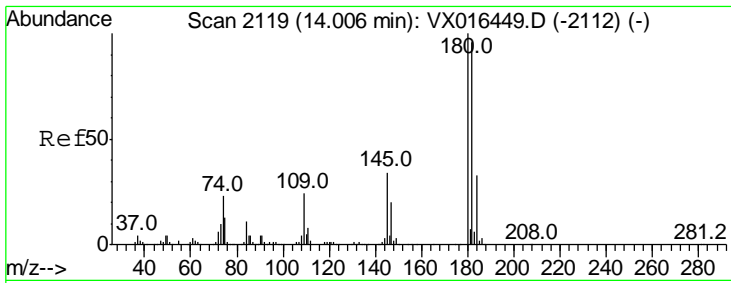
Tgt Ion	Resp	Lower	Upper
225	100		
223	66.5	32.3	96.8
227	65.9	31.6	94.7



#95
 Naphthalene
 Concen: 55.441 ug/l
 RT: 13.82 min Scan# 2088
 Delta R.T. -0.00 min
 Lab File: VX016498.D
 Acq: 28 May 2020 20:05

Tgt Ion	Resp	Lower	Upper
128	100		
127	12.8	10.6	15.8
129	11.0	8.6	13.0





#96
 1,2,3-Trichlorobenzene
 Concen: 53.781 ug/l
 RT: 14.00 min Scan# 2118
 Delta R.T. -0.01 min
 Lab File: VX016498.D
 Acq: 28 May 2020 20:05

Instrument : MSVOA_X
 ClientSampled : WP022RW358-200526MSD

Tot Ion	Ratio	Lower	Upper
180	100		
182	97.3	48.6	145.8
145	33.6	16.6	49.8

