

Data Path : Z:\VOASRV\HPCHEM1\MSVOA X\DATA\VX061620\  
 Data File : VX016792.D  
 Acq On : 16 Jun 2020 20:01  
 Operator : JC/SP  
 Sample : L2993-05MS  
 Misc : 5.0mL/MSVOA X/WATER  
 ALS Vial : 25 Sample Multiplier: 1

Instrument :  
 MSVOA\_X  
 ClientSampleId :  
 SS043MW014-200610MS

Quant Time: Jun 17 03:59:35 2020  
 Quant Method : Z:\VOASRV\HPCHEM1\MSVOA\_X\METHOD\82X061520W.M  
 Quant Title : SW846 8260  
 QLast Update : Tue Jun 16 02:02:35 2020  
 Response via : Initial Calibration

Internal Standards	R.T.	QIon	Response	Conc	Units	Dev(Min)
1) Pentafluorobenzene	5.63	168	278091	50.00	ug/l	0.00
34) 1,4-Difluorobenzene	6.83	114	430438	50.00	ug/l	0.00
63) Chlorobenzene-d5	10.10	117	412782	50.00	ug/l	0.00
72) 1,4-Dichlorobenzene-d4	12.06	152	212802	50.00	ug/l	0.00

## System Monitoring Compounds

33) 1,2-Dichloroethane-d4	6.03	65	156927	50.17	ug/l	0.00
Spiked Amount	50.000		Recovery	=	100.34%	
35) Dibromofluoromethane	5.46	113	130925	49.30	ug/l	0.00
Spiked Amount	50.000		Recovery	=	98.60%	
50) Toluene-d8	8.70	98	504140	51.48	ug/l	0.00
Spiked Amount	50.000		Recovery	=	102.96%	
62) 4-Bromofluorobenzene	11.12	95	193321	51.61	ug/l	0.00
Spiked Amount	50.000		Recovery	=	103.22%	

## Target Compounds

						Qvalue
2) Dichlorodifluoromethane	1.18	85	158228	50.362	ug/l	98
3) Chloromethane	1.31	50	145615	47.967	ug/l	98
4) Vinyl Chloride	1.39	62	188657	58.242	ug/l	99
5) Bromomethane	1.62	94	82349	40.935	ug/l	99
6) Chloroethane	1.71	64	104341	52.293	ug/l	99
7) Trichlorofluoromethane	1.92	101	237711	50.953	ug/l	97
8) Diethyl Ether	2.17	74	94268	49.481	ug/l	99
9) 1,1,2-Trichlorotrifluoroet	2.37	101	124811	52.584	ug/l	99
10) Methyl Iodide	2.49	142	90740	30.587	ug/l	97
11) Tert butyl alcohol	3.01	59	193846	246.682	ug/l	100
12) 1,1-Dichloroethene	2.36	96	146617	53.943	ug/l	99
13) Acrolein	2.27	56	29471	89.574	ug/l	96
14) Allyl chloride	2.70	41	212544	49.999	ug/l	97
15) Acrylonitrile	3.11	53	410674	257.549	ug/l	99
16) Acetone	2.42	43	363402	256.120	ug/l	97
17) Carbon Disulfide	2.55	76	382638	49.155	ug/l	99
18) Methyl Acetate	2.75	43	194041	51.236	ug/l	98
19) Methyl tert-butyl Ether	3.17	73	837537	90.410	ug/l	98
20) Methylene Chloride	2.83	84	147559	48.281	ug/l	93
21) trans-1,2-Dichloroethene	3.14	96	1698751	581.603	ug/l	99
22) Diisopropyl ether	3.82	45	404255	50.628	ug/l	91
23) Vinyl Acetate	3.78	43	1041046	150.842	ug/l	100
24) 1,1-Dichloroethane	3.67	63	247495	49.557	ug/l	99
25) 2-Butanone	4.64	43	546856	255.733	ug/l	98
26) 2,2-Dichloropropane	4.55	77	189919	41.069	ug/l #	63
27) cis-1,2-Dichloroethene	4.56	96	967693	289.869	ug/l	91
28) Bromochloromethane	4.98	49	103560	48.610	ug/l	99
29) Tetrahydrofuran	5.09	42	355216	256.423	ug/l	100
30) Chloroform	5.18	83	281712	53.318	ug/l	99
31) Cyclohexane	5.55	56	207450	51.563	ug/l	100
32) 1,1,1-Trichloroethane	5.46	97	237821	49.604	ug/l	100
36) 1,1-Dichloropropene	5.77	75	192757	50.674	ug/l	100
37) Ethyl Acetate	4.79	43	203953	48.960	ug/l #	79
38) Carbon Tetrachloride	5.75	117	213441	49.407	ug/l	99

Data Path : Z:\VOASRV\HPCHEM1\MSVOA X\DATA\VX061620\  
 Data File : VX016792.D  
 Acq On : 16 Jun 2020 20:01  
 Operator : JC/SP  
 Sample : L2993-05MS  
 Misc : 5.0mL/MSVOA X/WATER  
 ALS Vial : 25 Sample Multiplier: 1

Instrument :  
 MSVOA\_X  
 ClientSampleId :  
 SS043MW014-200610MS

Quant Time: Jun 17 03:59:35 2020  
 Quant Method : Z:\VOASRV\HPCHEM1\MSVOA\_X\METHOD\82X061520W.M  
 Quant Title : SW846 8260  
 QLast Update : Tue Jun 16 02:02:35 2020  
 Response via : Initial Calibration

Internal Standards	R.T.	QIon	Response	Conc	Units	Dev(Min)
39) Methylcyclohexane	7.44	83	210611	47.790	ug/l	98
40) Benzene	6.11	78	588230	50.790	ug/l	97
41) Methacrylonitrile	5.01	41	113206	50.967	ug/l	99
42) 1,2-Dichloroethane	6.17	62	1325537	313.583	ug/l	98
43) Isopropyl Acetate	6.41	43	326056	49.941	ug/l	99
44) Trichloroethene	7.20	130	11922901	3328.122	ug/l	96
45) 1,2-Dichloropropane	7.49	63	151942	53.518	ug/l	100
46) Dibromomethane	7.64	93	100782	48.705	ug/l	99
47) Bromodichloromethane	7.88	83	208447	48.319	ug/l	100
48) Methyl methacrylate	7.74	41	162462	52.502	ug/l	97
49) 1,4-Dioxane	7.71	88	74180	968.684	ug/l	97
51) 4-Methyl-2-Pentanone	8.62	43	1038559	258.147	ug/l	100
52) Toluene	8.76	92	376527	50.051	ug/l	99
53) t-1,3-Dichloropropene	9.02	75	235833	48.401	ug/l	98
54) cis-1,3-Dichloropropene	8.42	75	244093	48.026	ug/l	100
55) 1,1,2-Trichloroethane	9.20	97	181649	60.041	ug/l	97
56) Ethyl methacrylate	9.16	69	241484	53.311	ug/l	99
57) 1,3-Dichloropropane	9.35	76	253440	49.835	ug/l	100
59) 2-Hexanone	9.48	43	804396	259.005	ug/l	99
60) Dibromochloromethane	9.57	129	180597	50.508	ug/l	100
61) 1,2-Dibromoethane	9.65	107	162993	49.434	ug/l	96
64) Tetrachloroethene	9.32	164	188653	47.594	ug/l	97
65) Chlorobenzene	10.12	112	411628	49.145	ug/l	99
66) 1,1,1,2-Tetrachloroethane	10.21	131	161765	48.413	ug/l	98
67) Ethyl Benzene	10.24	91	717306	50.659	ug/l	98
68) m/p-Xylenes	10.34	106	546824	101.855	ug/l	100
69) o-Xylene	10.68	106	257182	49.725	ug/l	98
70) Styrene	10.70	104	135865	15.196	ug/l #	78
71) Bromoform	10.84	173	143249	50.247	ug/l #	99
73) Isopropylbenzene	11.00	105	695757	49.828	ug/l	100
74) N-amyl acetate	10.88	43	273694	50.432	ug/l	99
75) 1,1,2,2-Tetrachloroethane	11.25	83	200179	48.736	ug/l	99
76) 1,2,3-Trichloropropane	11.28	75	273923	61.210	ug/l	86
77) Bromobenzene	11.24	156	190339	48.278	ug/l	99
78) n-propylbenzene	11.34	91	765026	50.450	ug/l	99
79) 2-Chlorotoluene	11.40	91	463914	48.380	ug/l	99
80) 1,3,5-Trimethylbenzene	11.49	105	584825	49.963	ug/l	99
81) trans-1,4-Dichloro-2-buten	11.06	75	81148	45.650	ug/l	96
82) 4-Chlorotoluene	11.49	91	548976	48.911	ug/l	100
83) tert-Butylbenzene	11.76	119	540253	50.442	ug/l	99
84) 1,2,4-Trimethylbenzene	11.79	105	593553	50.128	ug/l	100
85) sec-Butylbenzene	11.93	105	637067	50.851	ug/l	99
86) p-Isopropyltoluene	12.05	119	608183	50.595	ug/l	99
87) 1,3-Dichlorobenzene	12.01	146	324094	48.624	ug/l	99
88) 1,4-Dichlorobenzene	12.08	146	327893	47.437	ug/l	100
89) n-Butylbenzene	12.37	91	494594	49.842	ug/l	99
90) Hexachloroethane	12.58	117	104789	47.273	ug/l	97
91) 1,2-Dichlorobenzene	12.38	146	313429	47.022	ug/l	100
92) 1,2-Dibromo-3-Chloropropan	12.98	75	55123	47.990	ug/l	95
93) 1,2,4-Trichlorobenzene	13.63	180	224776	48.154	ug/l	96

Data Path : Z:\VOASRV\HPCHEM1\MSVOA X\DATA\VX061620\  
 Data File : VX016792.D  
 Acq On : 16 Jun 2020 20:01  
 Operator : JC/SP  
 Sample : L2993-05MS  
 Misc : 5.0mL/MSVOA X/WATER  
 ALS Vial : 25 Sample Multiplier: 1

Instrument :  
 MSVOA\_X  
 ClientSampleId :  
 SS043MW014-200610MS

Quant Time: Jun 17 03:59:35 2020  
 Quant Method : Z:\VOASRV\HPCHEM1\MSVOA\_X\METHOD\82X061520W.M  
 Quant Title : SW846 8260  
 QLast Update : Tue Jun 16 02:02:35 2020  
 Response via : Initial Calibration

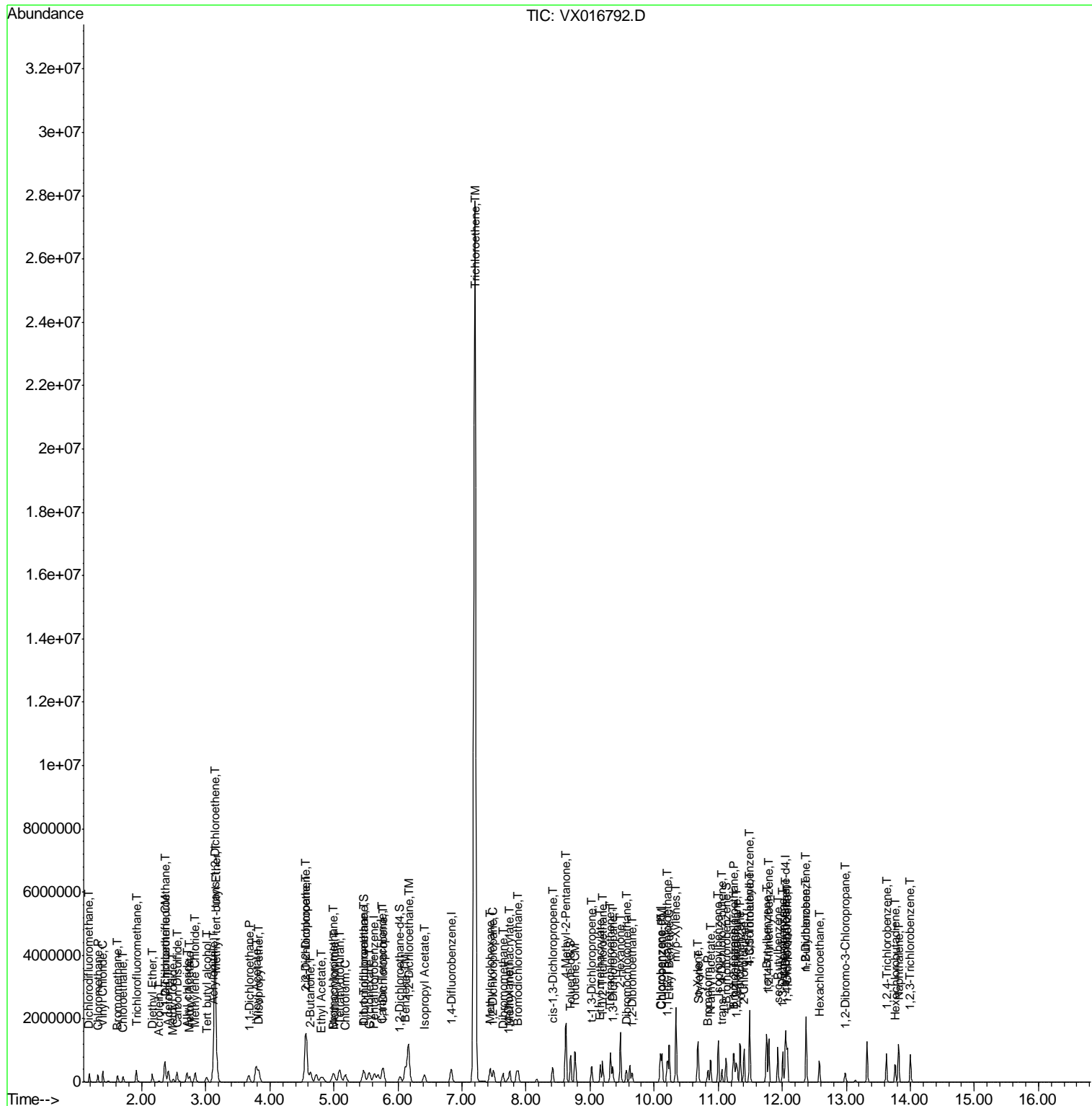
Internal Standards	R.T.	QIon	Response	Conc	Units	Dev(Min)
94) Hexachlorobutadiene	13.77	225	92695	45.168	ug/l	98
95) Naphthalene	13.82	128	734159	50.204	ug/l	100
96) 1,2,3-Trichlorobenzene	14.00	180	221874	48.293	ug/l	98

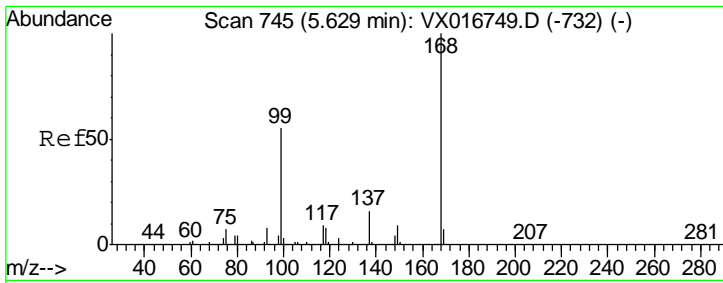
(#) = qualifier out of range (m) = manual integration (+) = signals summed

Data Path : Z:\VOASRV\HPCHEM1\MSVOA X\DATA\VX061620\  
 Data File : VX016792.D  
 Acq On : 16 Jun 2020 20:01  
 Operator : JC/SP  
 Sample : L2993-05MS  
 Misc : 5.0mL/MSVOA X/WATER  
 ALS Vial : 25 Sample Multiplier: 1

Instrument :  
 MSVOA\_X  
 Client Sampled :  
 SS043MW014-200610MS

Quant Time: Jun 17 03:59:35 2020  
 Quant Method : Z:\VOASRV\HPCHEM1\MSVOA\_X\METHOD\82X061520W.M  
 Quant Title : SW846 8260  
 QLast Update : Tue Jun 16 02:02:35 2020  
 Response via : Initial Calibration

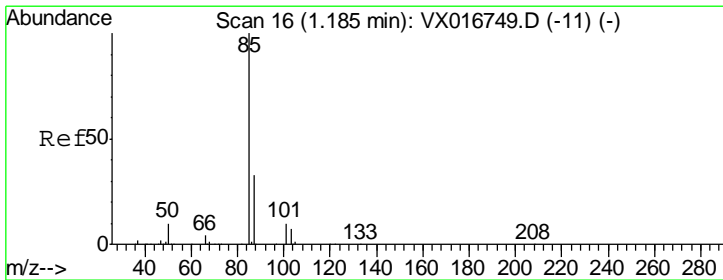
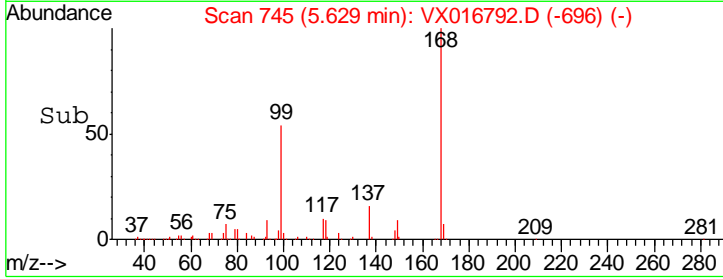
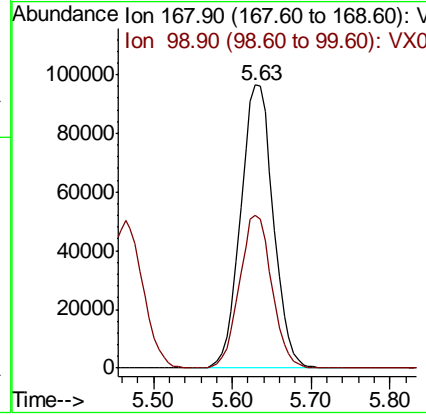
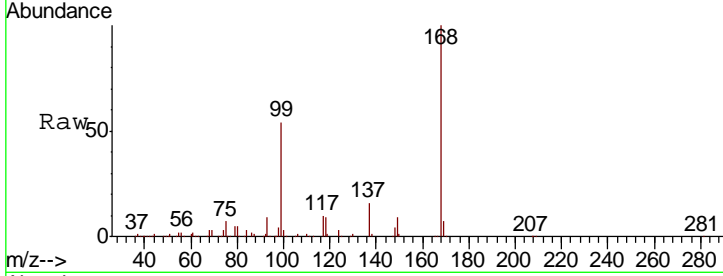




#1  
 Pentafluorobenzene  
 Concen: 50.000 ug/l  
 RT: 5.63 min Scan# 745  
 Delta R.T. 0.00 min  
 Lab File: VX016792.D  
 Acq: 16 Jun 2020 20:01

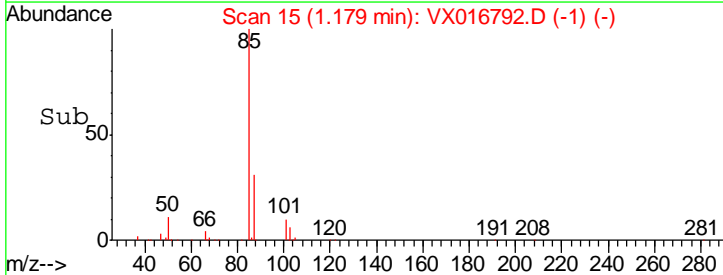
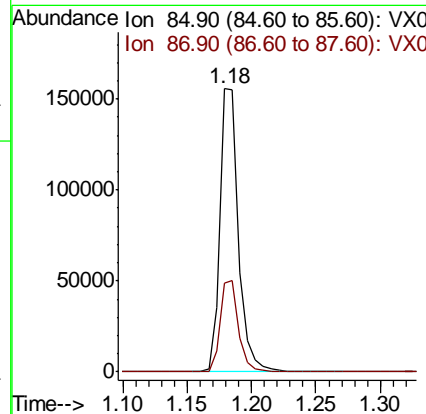
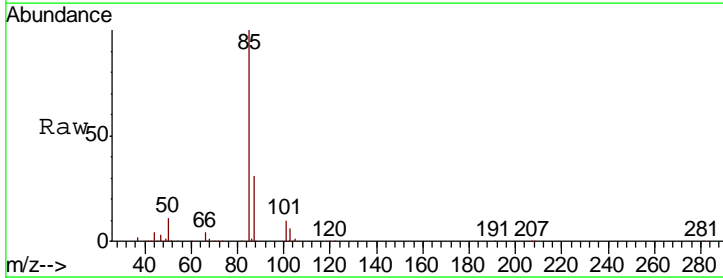
Instrument : MSVOA\_X  
 ClientSampled : SS043MW014-200610MS

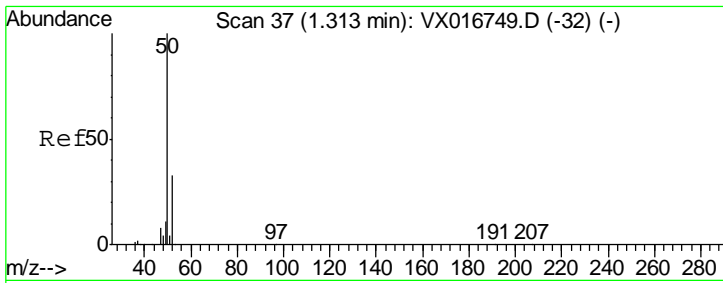
Tgt Ion	Resp	Lower	Upper
168	100		
99	54.0	43.8	65.6



#2  
 Dichlorodifluoromethane  
 Concen: 50.362 ug/l  
 RT: 1.18 min Scan# 15  
 Delta R.T. -0.01 min  
 Lab File: VX016792.D  
 Acq: 16 Jun 2020 20:01

Tgt Ion	Resp	Lower	Upper
85	100		
87	31.4	16.4	49.2

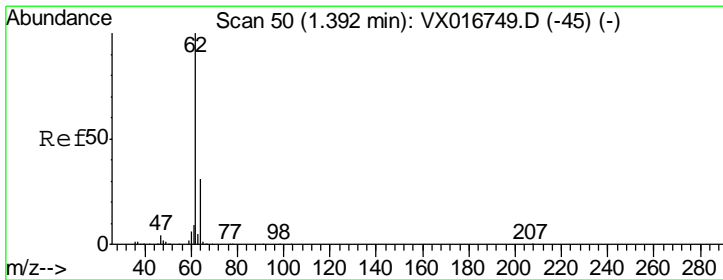
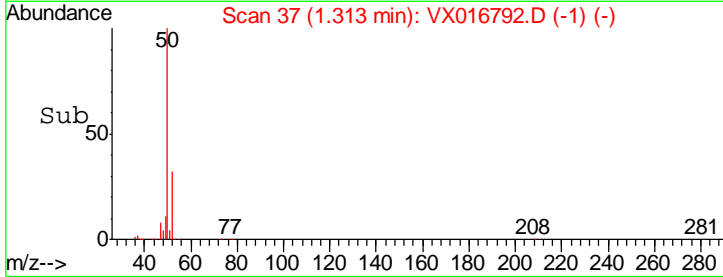
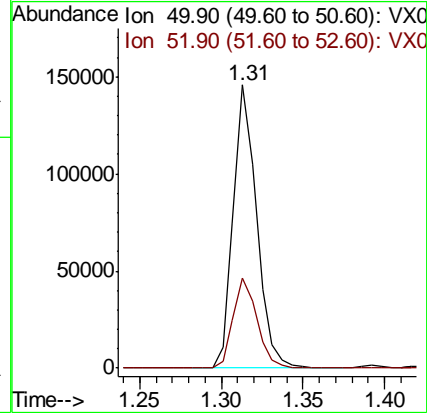
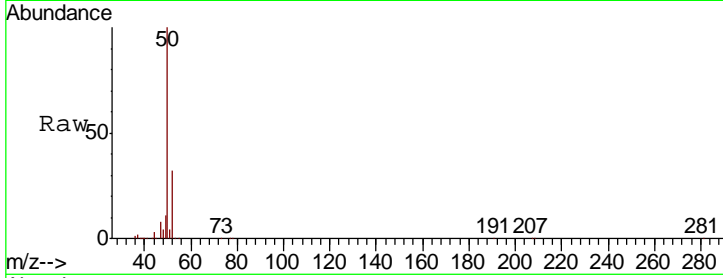




#3  
 Chloromethane  
 Concen: 47.967 ug/l  
 RT: 1.31 min Scan# 37  
 Delta R.T. 0.00 min  
 Lab File: VX016792.D  
 Acq: 16 Jun 2020 20:01

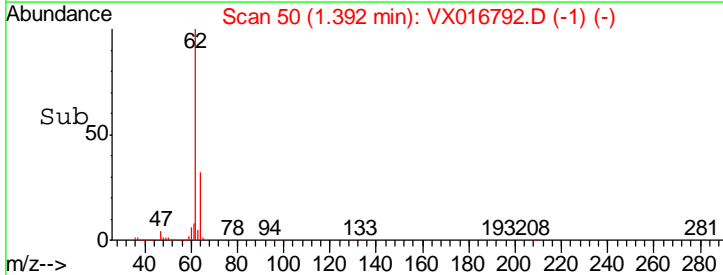
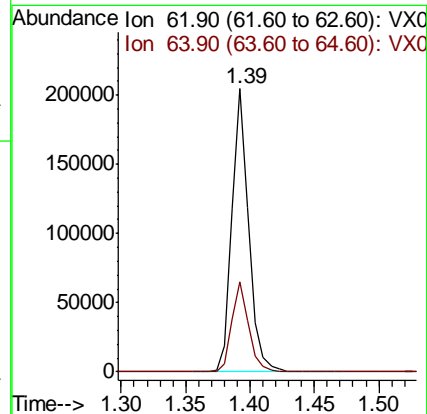
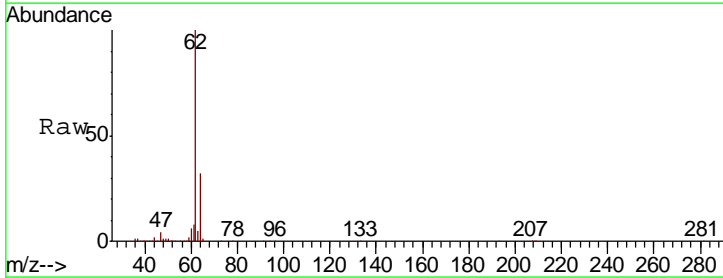
Instrument : MSVOA\_X  
 ClientSampleId : SS043MW014-200610MS

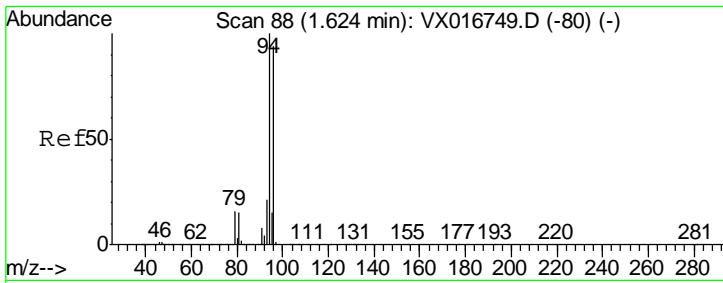
Tgt Ion: 50 Resp: 145615  
 Ion Ratio Lower Upper  
 50 100  
 52 31.8 26.5 39.7



#4  
 Vinyl Chloride  
 Concen: 58.242 ug/l  
 RT: 1.39 min Scan# 50  
 Delta R.T. 0.00 min  
 Lab File: VX016792.D  
 Acq: 16 Jun 2020 20:01

Tgt Ion: 62 Resp: 188657  
 Ion Ratio Lower Upper  
 62 100  
 64 32.0 25.1 37.7

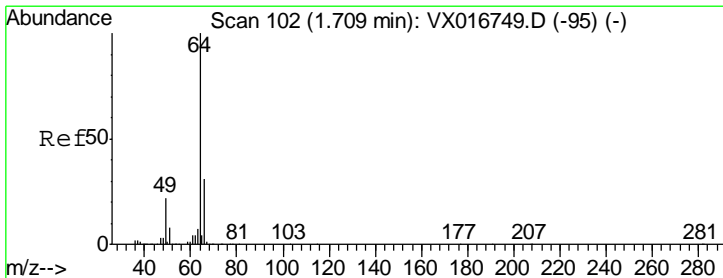
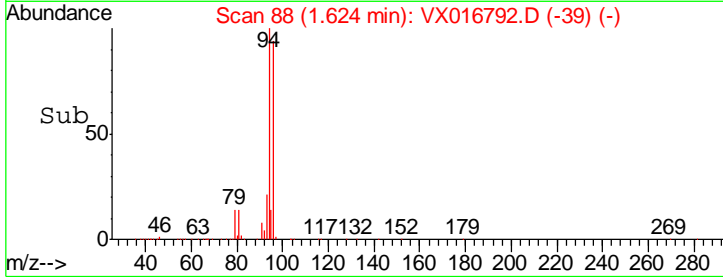
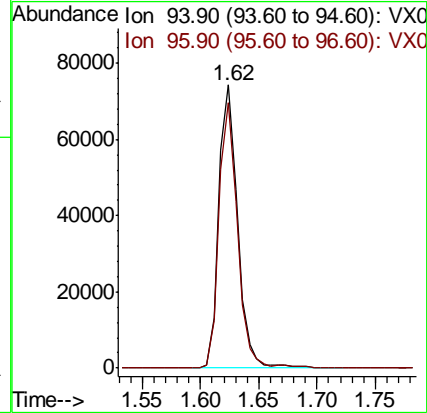
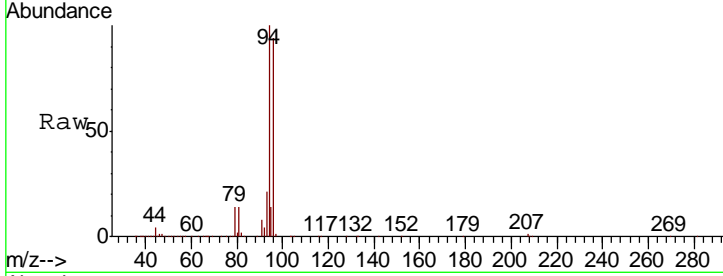




#5  
 Bromomethane  
 Concen: 40.935 ug/l  
 RT: 1.62 min Scan# 88  
 Delta R.T. 0.00 min  
 Lab File: VX016792.D  
 Acq: 16 Jun 2020 20:01

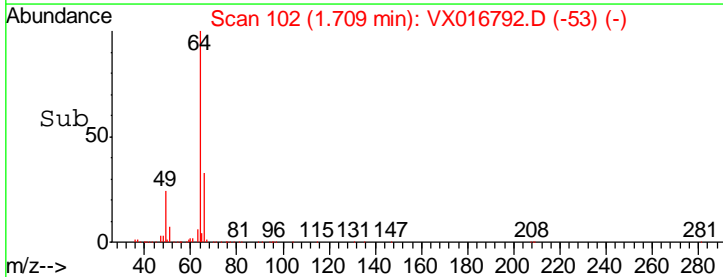
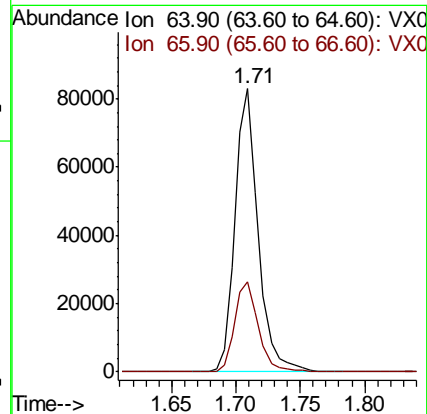

Instrument :  
 MSVOA\_X  
 ClientSampled :  
 SS043MW014-200610MS

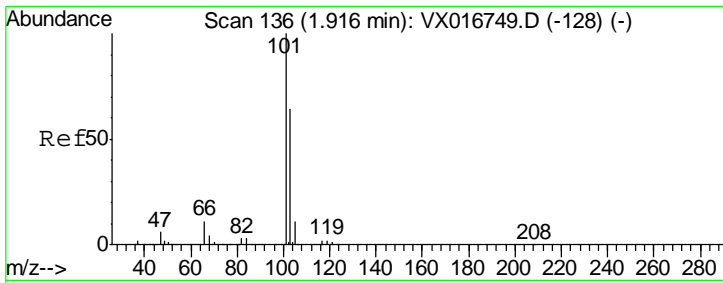
Tgt Ion: 94 Resp: 82349  
 Ion Ratio Lower Upper  
 94 100  
 96 93.7 75.4 113.0



#6  
 Chloroethane  
 Concen: 52.293 ug/l  
 RT: 1.71 min Scan# 102  
 Delta R.T. 0.00 min  
 Lab File: VX016792.D  
 Acq: 16 Jun 2020 20:01

Tgt Ion: 64 Resp: 104341  
 Ion Ratio Lower Upper  
 64 100  
 66 31.7 25.0 37.6

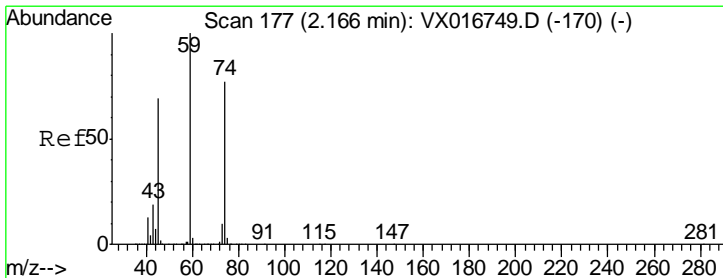
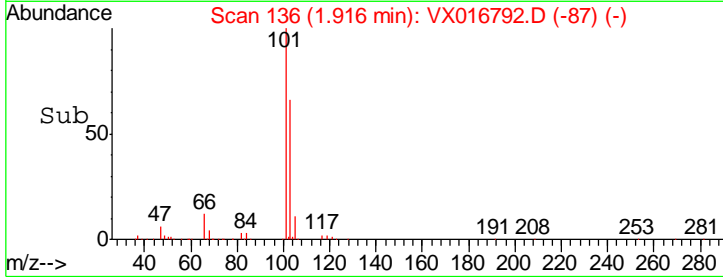
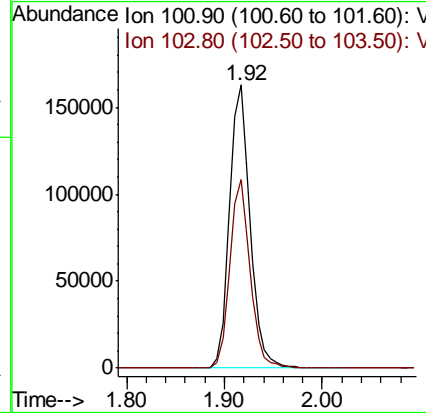
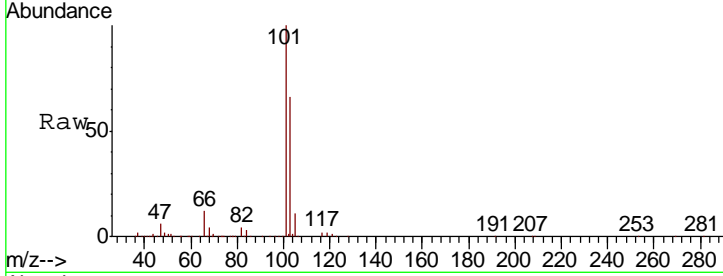




#7  
 Trichlorofluoromethane  
 Concen: 50.953 ug/l  
 RT: 1.92 min Scan# 136  
 Delta R.T. 0.00 min  
 Lab File: VX016792.D  
 Acq: 16 Jun 2020 20:01

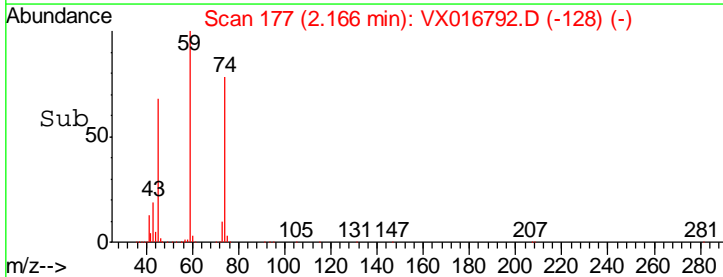
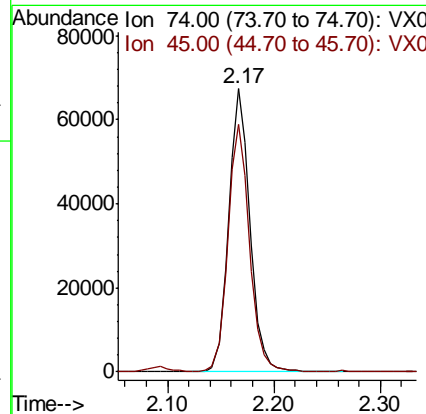
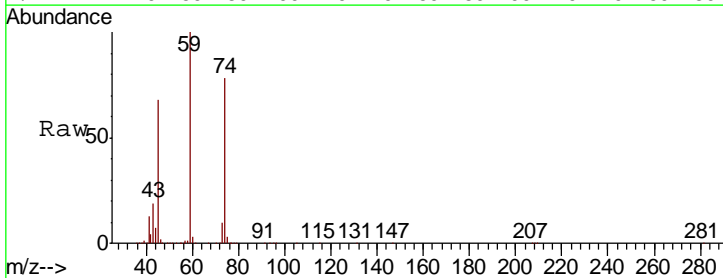
Instrument :  
 MSVOA\_X  
 ClientSampled :  
 SS043MW014-200610MS

Tgt Ion	Resp	Lower	Upper
101	237711		
103	66.5	51.3	76.9

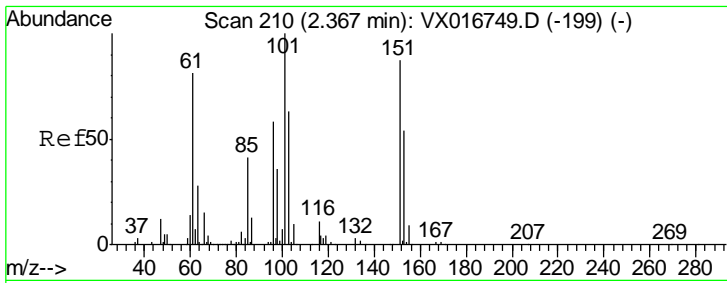


#8  
 Diethyl Ether  
 Concen: 49.481 ug/l  
 RT: 2.17 min Scan# 177  
 Delta R.T. 0.00 min  
 Lab File: VX016792.D  
 Acq: 16 Jun 2020 20:01

Tgt Ion	Resp	Lower	Upper
74	94268		
45	87.9	43.5	130.7



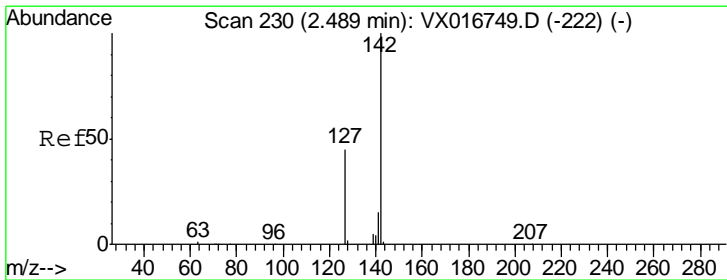
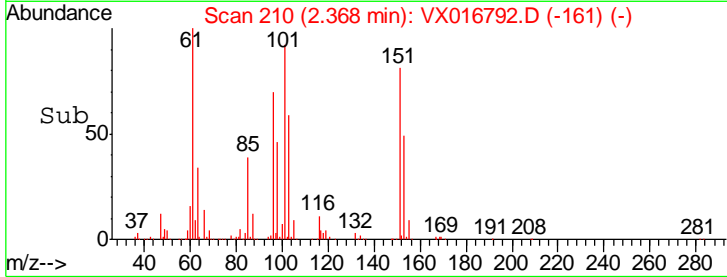
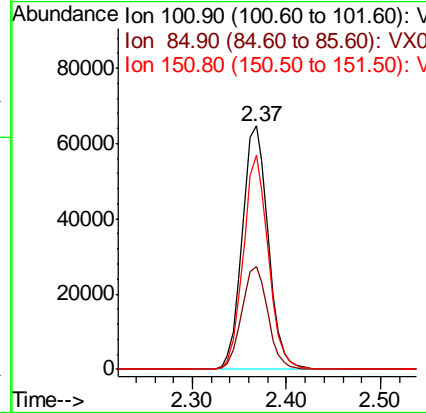
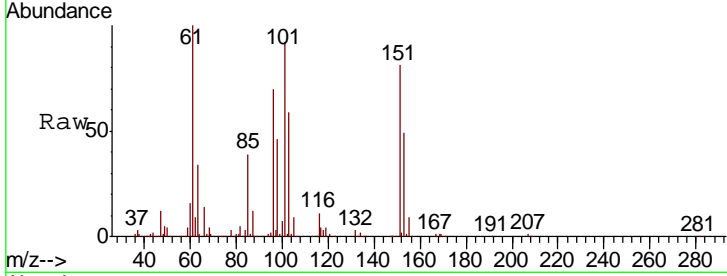




#9  
 1,1,2-Trichlorotrifluoroethane  
 Concen: 52.584 ug/l  
 RT: 2.37 min Scan# 210  
 Delta R.T. 0.00 min  
 Lab File: VX016792.D  
 Acq: 16 Jun 2020 20:01

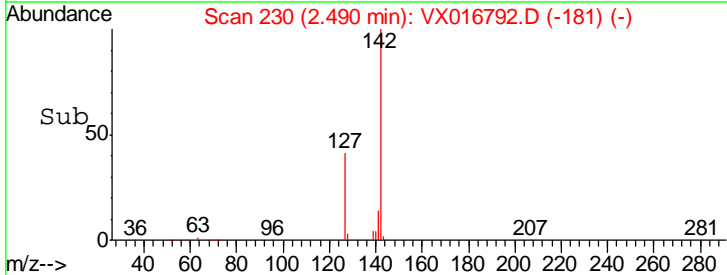
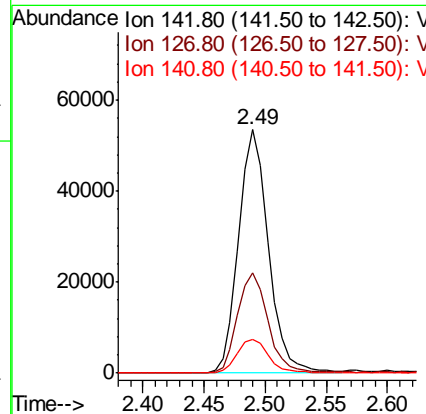
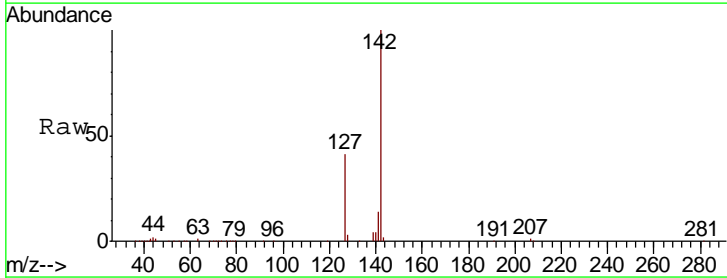
Instrument :  
 MSVOA\_X  
 ClientSampled :  
 SS043MW014-200610MS

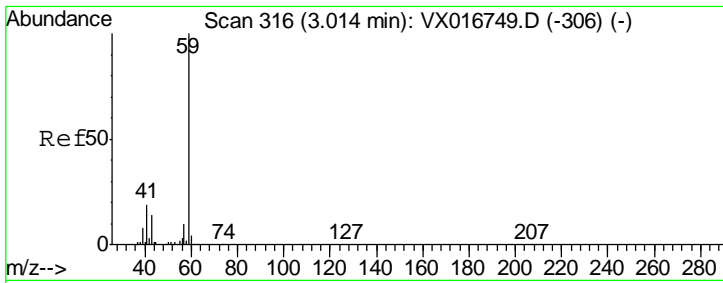
Tgt Ion	Resp	Lower	Upper
101	124811		
85	42.7	34.0	51.0
151	84.4	68.7	103.1



#10  
 Methyl Iodide  
 Concen: 30.587 ug/l  
 RT: 2.49 min Scan# 230  
 Delta R.T. 0.00 min  
 Lab File: VX016792.D  
 Acq: 16 Jun 2020 20:01

Tgt Ion	Resp	Lower	Upper
142	90740		
127	41.9	35.4	53.2
141	14.6	11.7	17.5

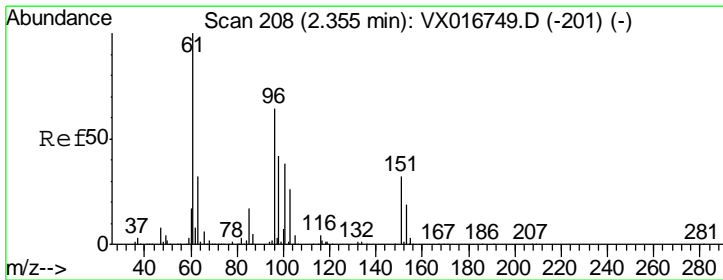
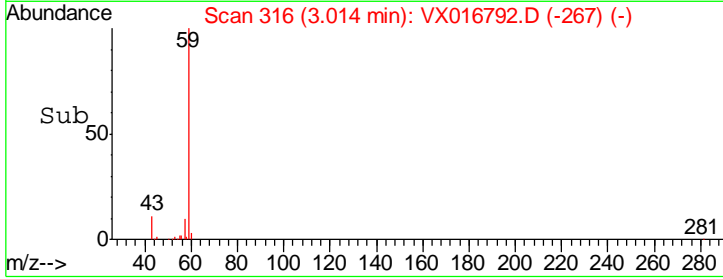
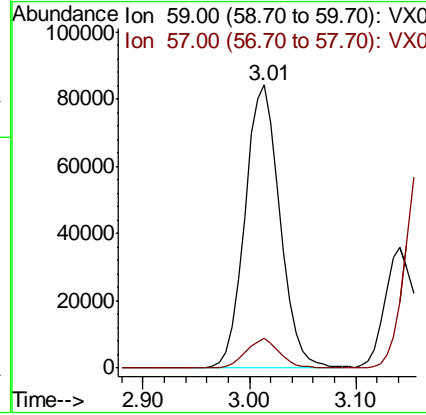
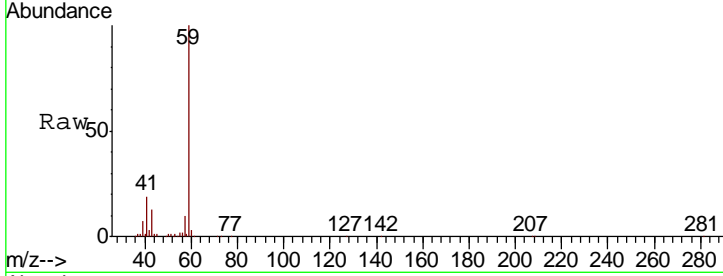




#11  
 Tert butyl alcohol  
 Concen: 246.682 ug/l  
 RT: 3.01 min Scan# 316  
 Delta R.T. 0.00 min  
 Lab File: VX016792.D  
 Acq: 16 Jun 2020 20:01

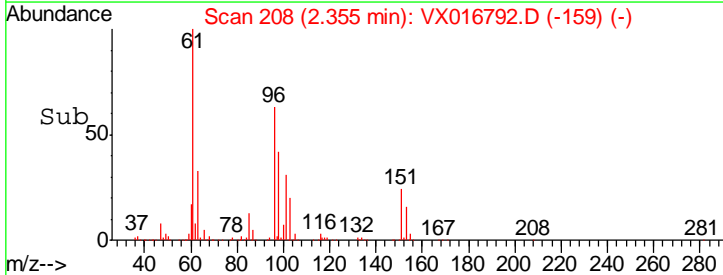
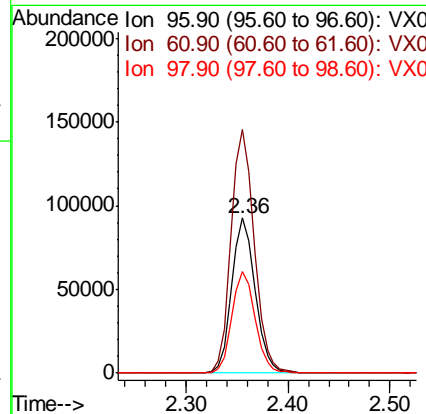
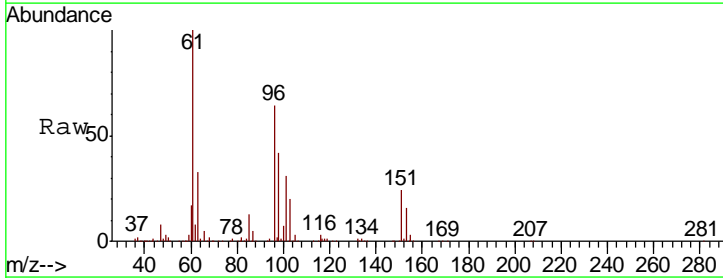
Instrument : MSVOA\_X  
 ClientSampleID : SS043MW014-200610MS

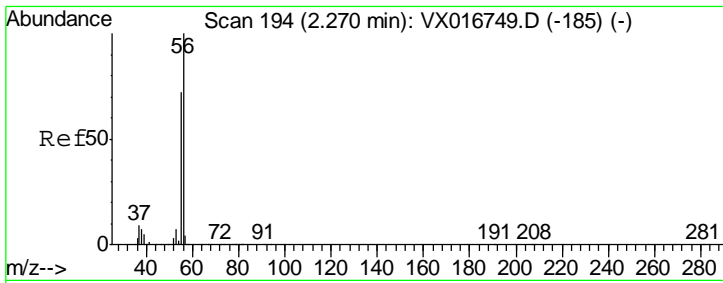
Tgt Ion	Resp	Lower	Upper
59	193846		
57	10.0	8.2	12.2



#12  
 1,1-Dichloroethene  
 Concen: 53.943 ug/l  
 RT: 2.36 min Scan# 208  
 Delta R.T. 0.00 min  
 Lab File: VX016792.D  
 Acq: 16 Jun 2020 20:01

Tgt Ion	Resp	Lower	Upper
96	146617		
96	100		
61	157.4	124.1	186.1
98	66.1	52.7	79.1

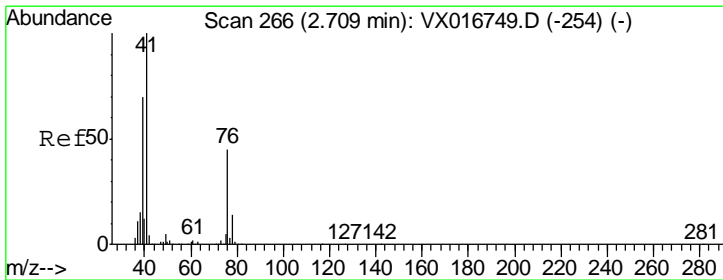
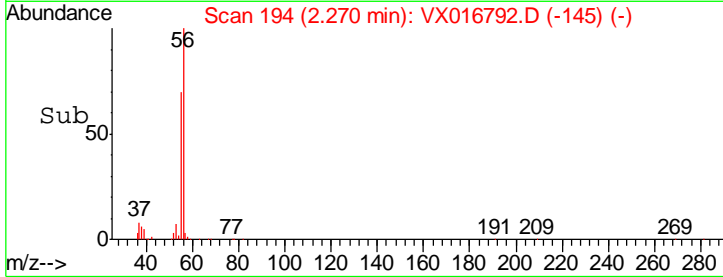
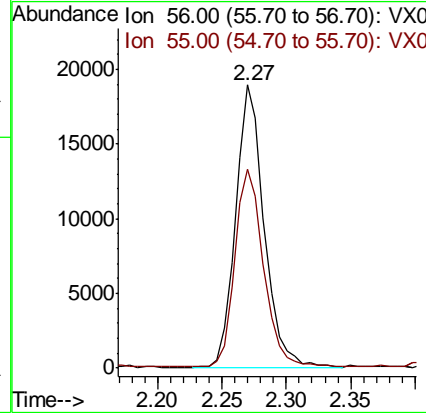
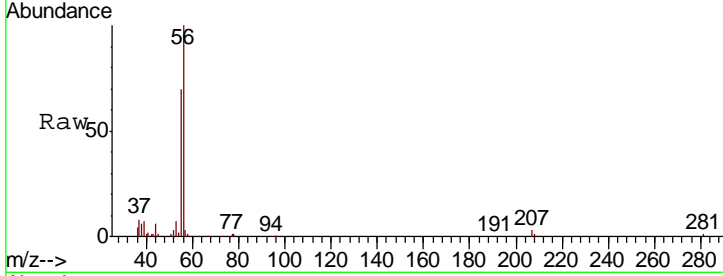




#13  
 Acrolein  
 Concen: 89.574 ug/l  
 RT: 2.27 min Scan# 194  
 Delta R.T. 0.00 min  
 Lab File: VX016792.D  
 Acq: 16 Jun 2020 20:01

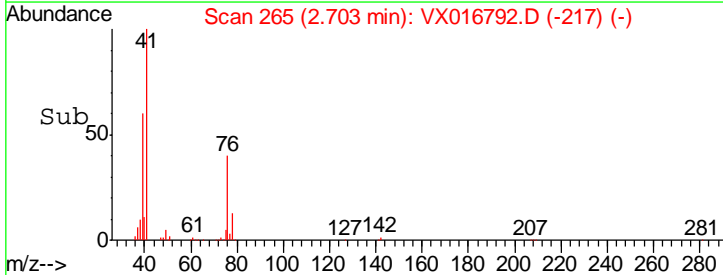
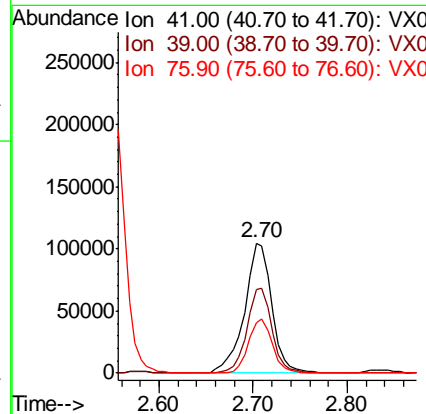
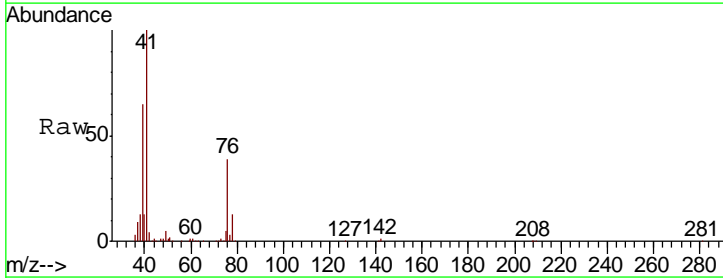
Instrument :  
 MSVOA\_X  
 ClientSampled :  
 SS043MW014-200610MS

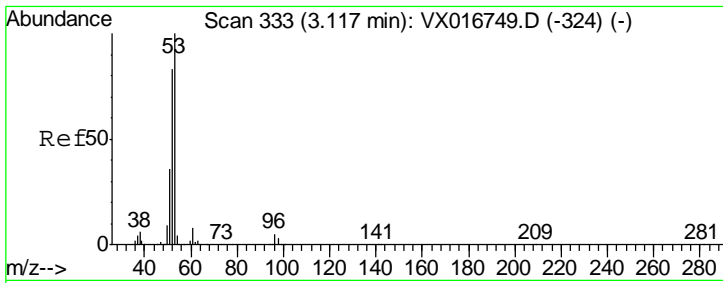
Tgt Ion: 56 Resp: 29471  
 Ion Ratio Lower Upper  
 56 100  
 55 69.7 58.2 87.4



#14  
 Allyl chloride  
 Concen: 49.999 ug/l  
 RT: 2.70 min Scan# 265  
 Delta R.T. -0.01 min  
 Lab File: VX016792.D  
 Acq: 16 Jun 2020 20:01

Tgt Ion: 41 Resp: 212544  
 Ion Ratio Lower Upper  
 41 100  
 39 59.8 50.2 75.4  
 76 36.4 30.4 45.6

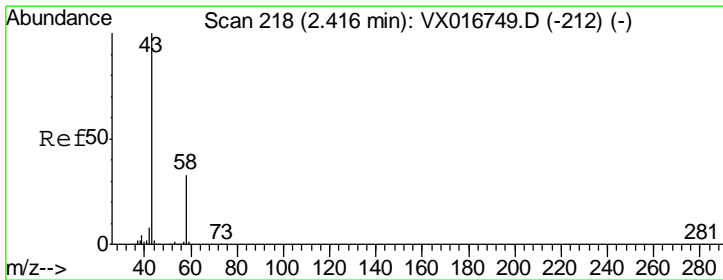
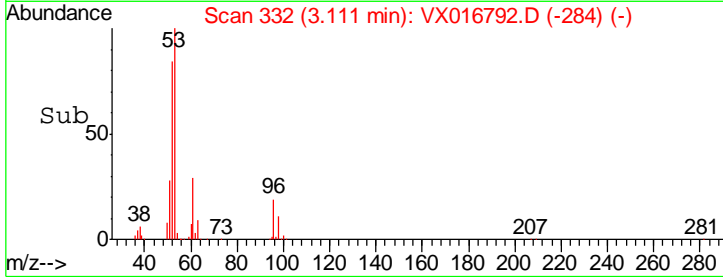
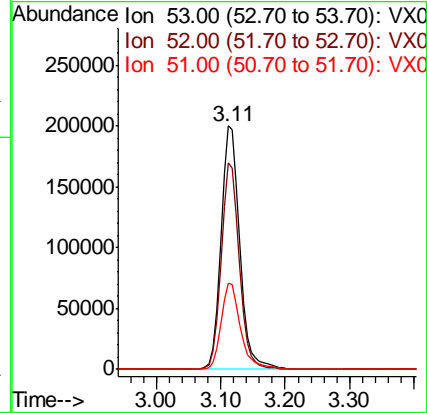
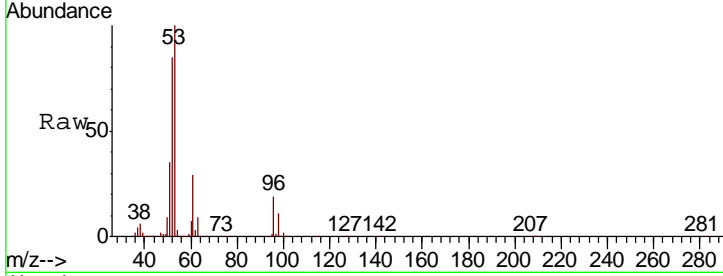




#15  
 Acrylonitrile  
 Concen: 257.549 ug/l  
 RT: 3.11 min Scan# 332  
 Delta R.T. -0.01 min  
 Lab File: VX016792.D  
 Acq: 16 Jun 2020 20:01

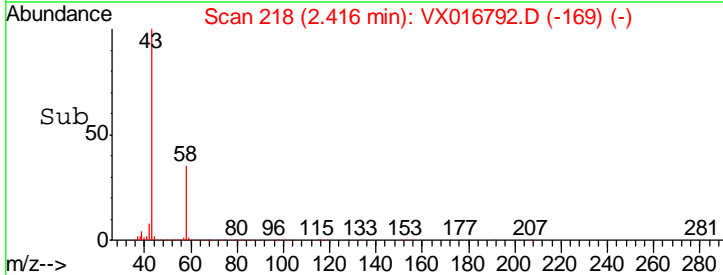
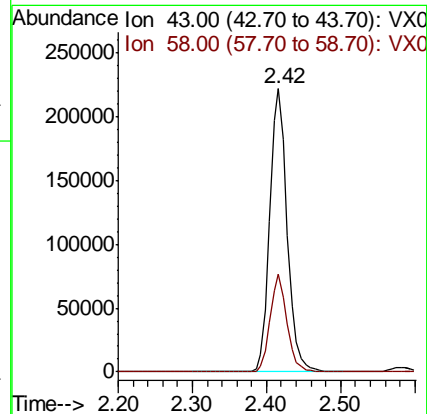

Instrument :  
 MSVOA\_X  
 ClientSampled :  
 SS043MW014-200610MS

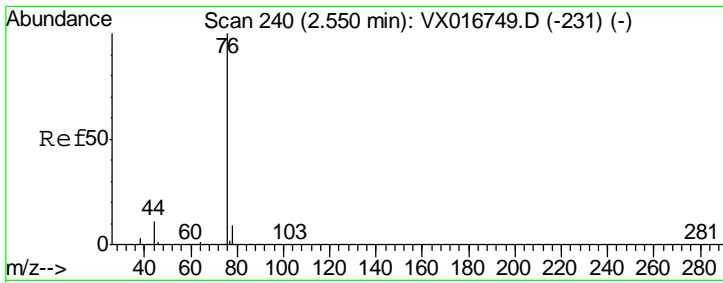
Tgt Ion	Resp	Lower	Upper
53	100		
52	82.1	65.5	98.3
51	36.7	28.6	42.8



#16  
 Acetone  
 Concen: 256.120 ug/l  
 RT: 2.42 min Scan# 218  
 Delta R.T. 0.00 min  
 Lab File: VX016792.D  
 Acq: 16 Jun 2020 20:01

Tgt Ion	Resp	Lower	Upper
43	100		
58	34.6	26.3	39.5

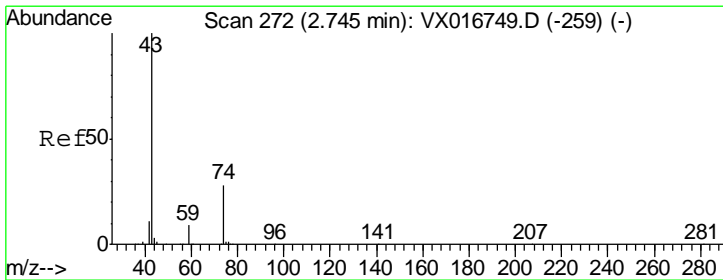
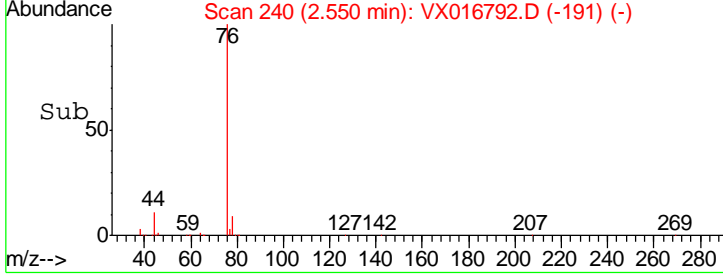
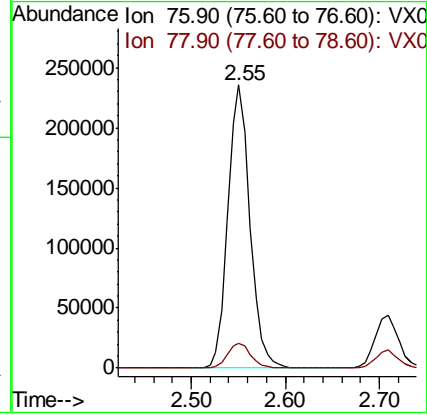
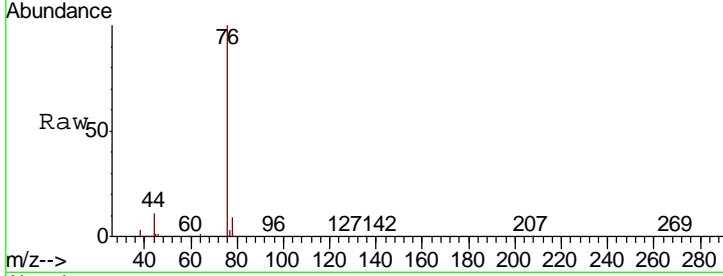




#17  
 Carbon Disulfide  
 Concen: 49.155 ug/l  
 RT: 2.55 min Scan# 240  
 Delta R.T. 0.00 min  
 Lab File: VX016792.D  
 Acq: 16 Jun 2020 20:01

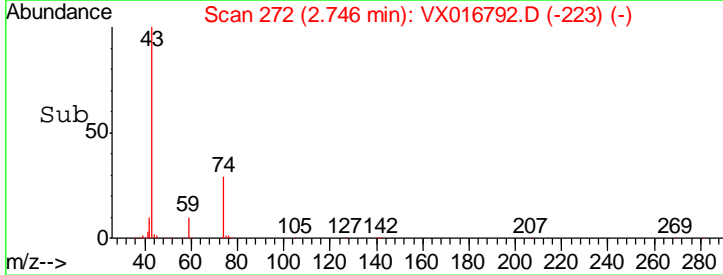
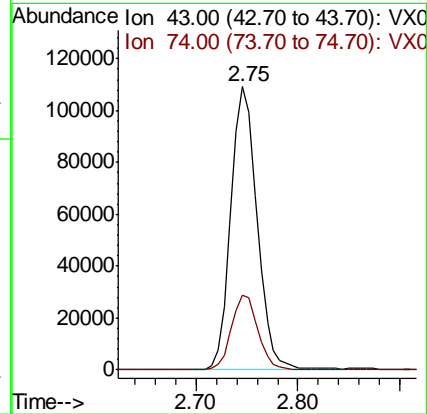
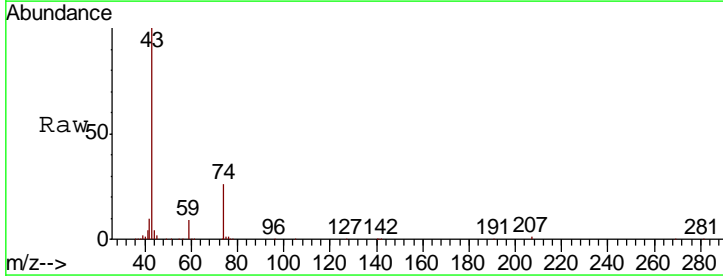
Instrument :  
 MSVOA\_X  
 ClientSampled :  
 SS043MW014-200610MS

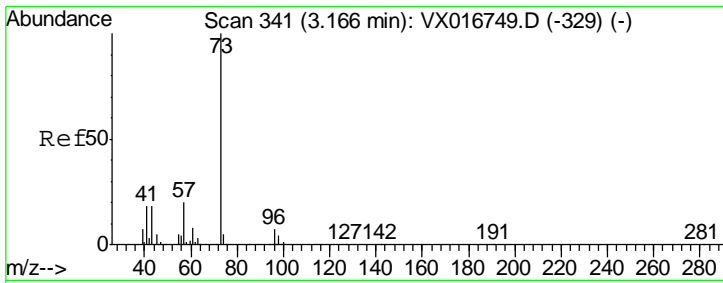
Tgt Ion	Resp	Lower	Upper
76	382638		
78	8.6	7.3	10.9



#18  
 Methyl Acetate  
 Concen: 51.236 ug/l  
 RT: 2.75 min Scan# 272  
 Delta R.T. 0.00 min  
 Lab File: VX016792.D  
 Acq: 16 Jun 2020 20:01

Tgt Ion	Resp	Lower	Upper
43	194041		
74	26.8	22.4	33.6

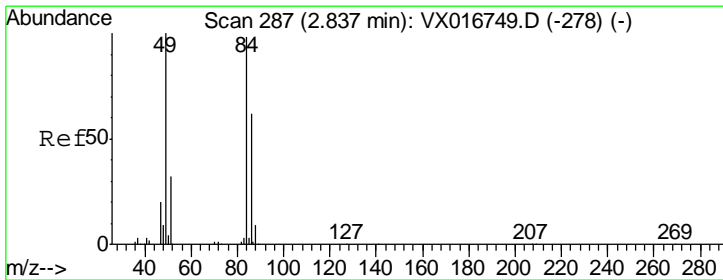
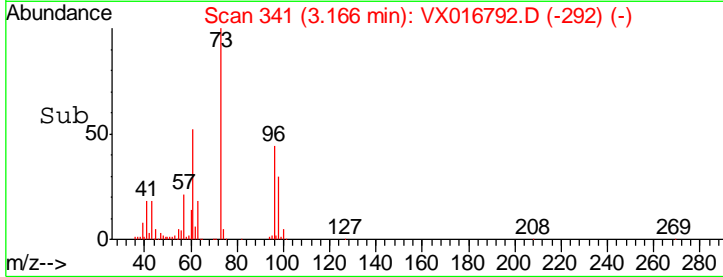
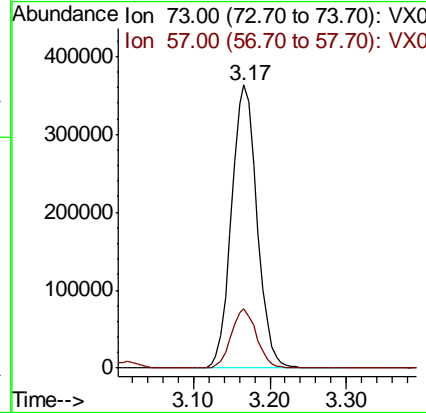
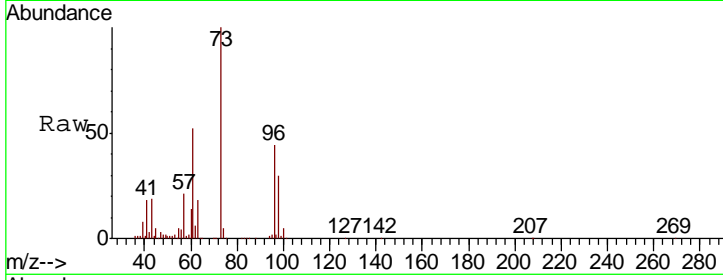




#19  
 Methyl tert-butyl Ether  
 Concen: 90.410 ug/l  
 RT: 3.17 min Scan# 341  
 Delta R.T. 0.00 min  
 Lab File: VX016792.D  
 Acq: 16 Jun 2020 20:01

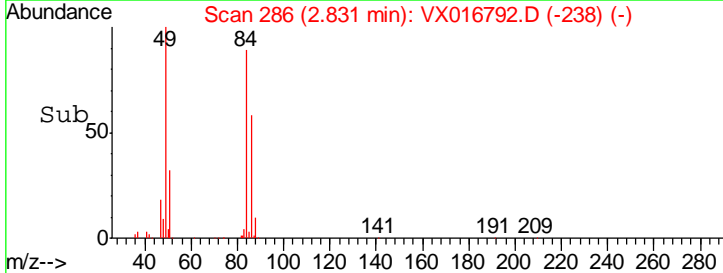
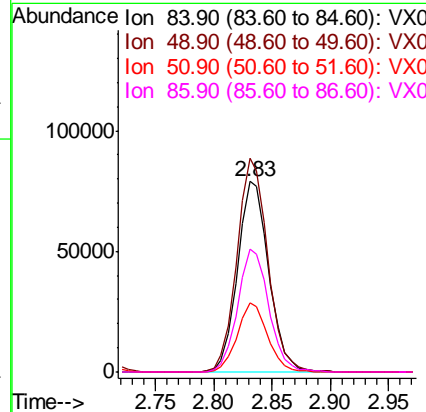
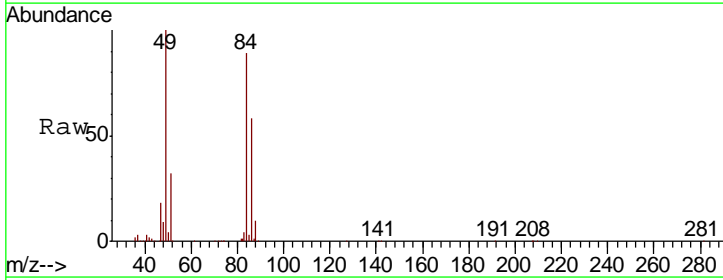
Instrument :  
 MSVOA\_X  
 ClientSampled :  
 SS043MW014-200610MS

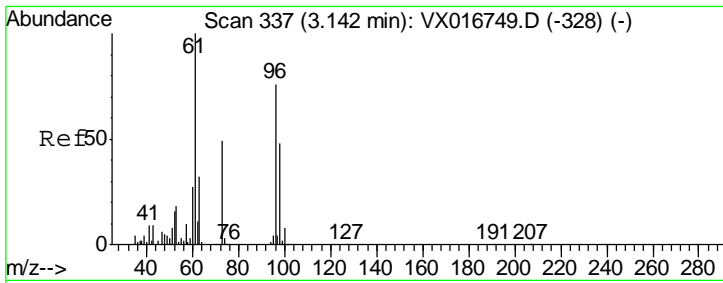
Tgt Ion	Resp	Lower	Upper
73	100		
57	21.0	16.2	24.4



#20  
 Methylene Chloride  
 Concen: 48.281 ug/l  
 RT: 2.83 min Scan# 286  
 Delta R.T. -0.01 min  
 Lab File: VX016792.D  
 Acq: 16 Jun 2020 20:01

Tgt Ion	Resp	Lower	Upper
84	100		
49	112.1	81.8	122.8
51	36.3	25.8	38.8
86	64.8	50.4	75.6

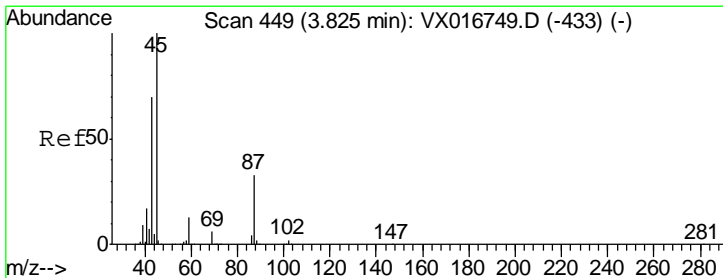
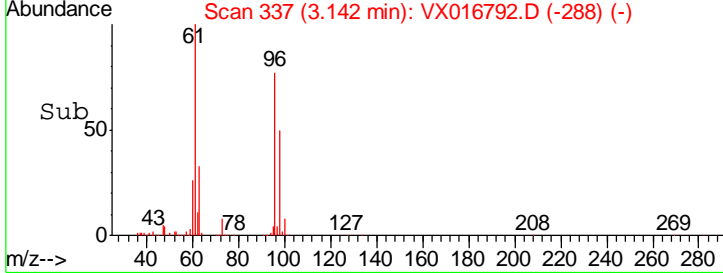
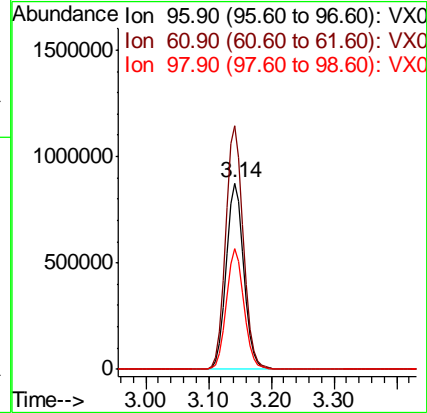
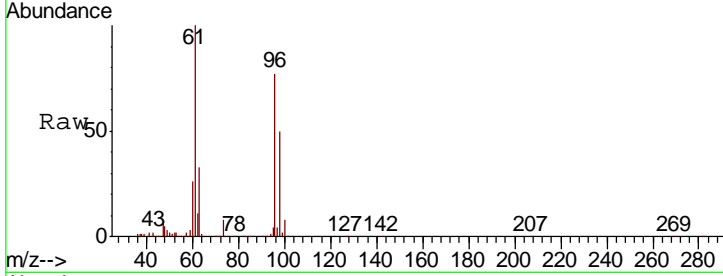




#21  
 trans-1,2-Dichloroethene  
 Concen: 581.603 ug/l  
 RT: 3.14 min Scan# 337  
 Delta R.T. 0.00 min  
 Lab File: VX016792.D  
 Acq: 16 Jun 2020 20:01

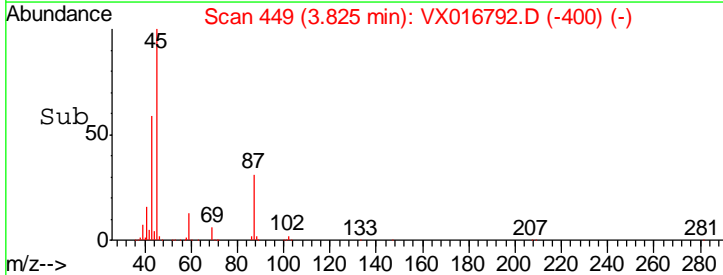
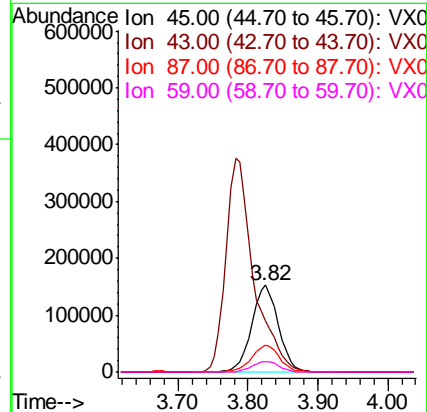
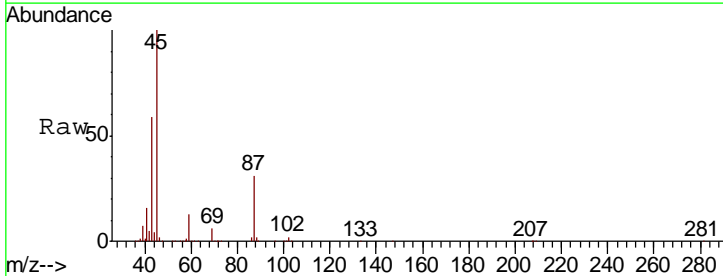
**Instrument :**  
 MSVOA\_X  
**ClientSampleId :**  
 SS043MW014-200610MS

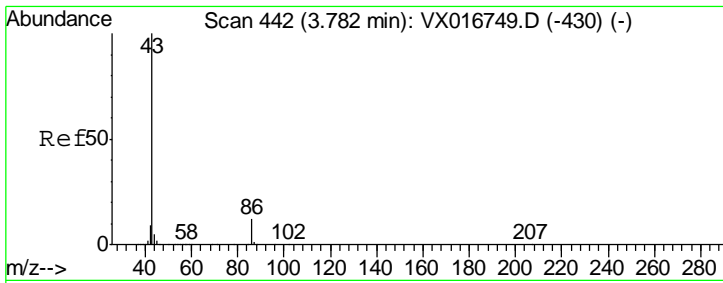
Tgt Ion	Resp	Lower	Upper
96	1698751		
Ion Ratio			
96	100		
61	130.6	105.4	158.2
98	65.0	50.8	76.2



#22  
 Diisopropyl ether  
 Concen: 50.628 ug/l  
 RT: 3.82 min Scan# 449  
 Delta R.T. 0.00 min  
 Lab File: VX016792.D  
 Acq: 16 Jun 2020 20:01

Tgt Ion	Resp	Lower	Upper
45	404255		
Ion Ratio			
45	100		
43	59.1	56.2	84.4
87	30.9	26.2	39.4
59	12.6	10.3	15.5

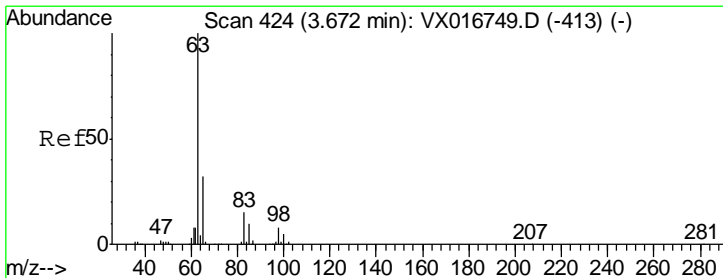
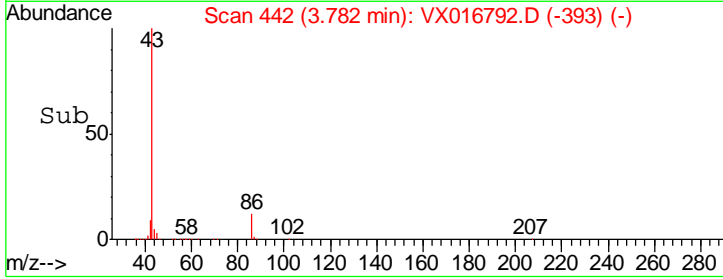
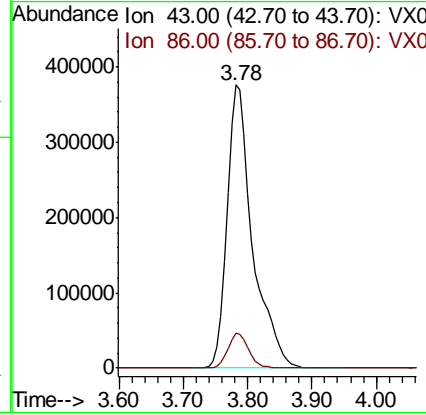
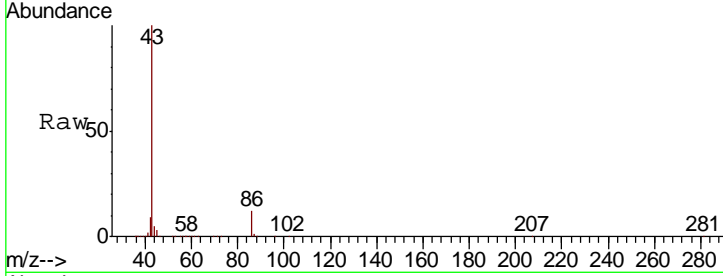




#23  
 Vinyl Acetate  
 Concen: 150.842 ug/l  
 RT: 3.78 min Scan# 442  
 Delta R.T. 0.00 min  
 Lab File: VX016792.D  
 Acq: 16 Jun 2020 20:01

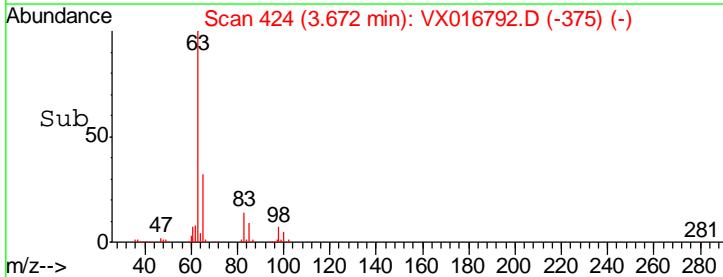
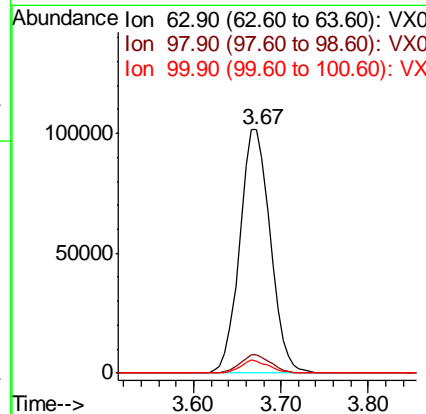
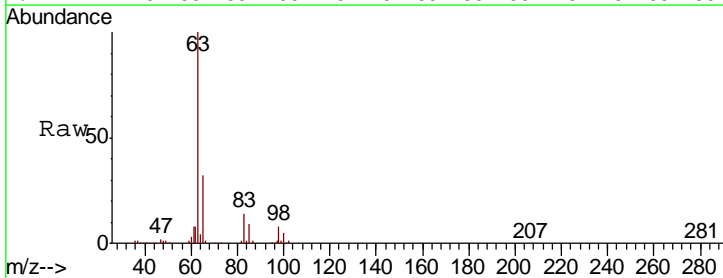
Instrument :  
 MSVOA\_X  
 ClientSampled :  
 SS043MW014-200610MS

Tgt Ion	Resp	Lower	Upper
43	1041046		
86	12.3	9.8	14.8

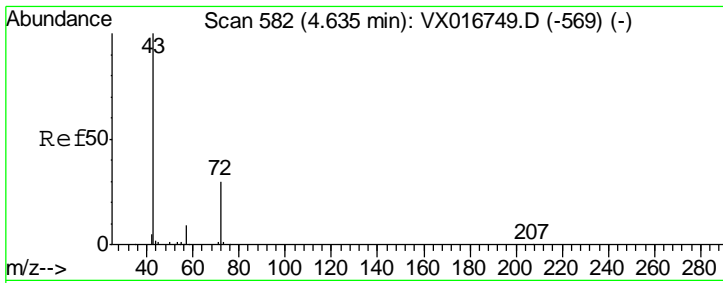


#24  
 1,1-Dichloroethane  
 Concen: 49.557 ug/l  
 RT: 3.67 min Scan# 424  
 Delta R.T. 0.00 min  
 Lab File: VX016792.D  
 Acq: 16 Jun 2020 20:01

Tgt Ion	Resp	Lower	Upper
63	247495		
98	7.6	3.8	11.4
100	5.1	2.3	6.9



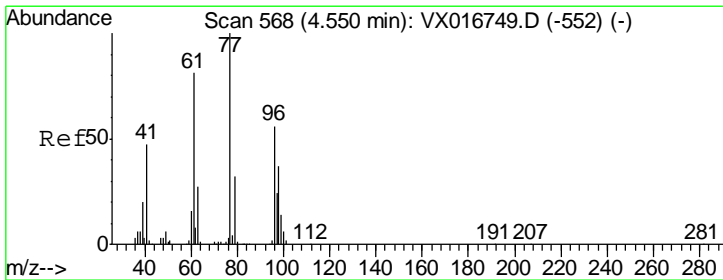
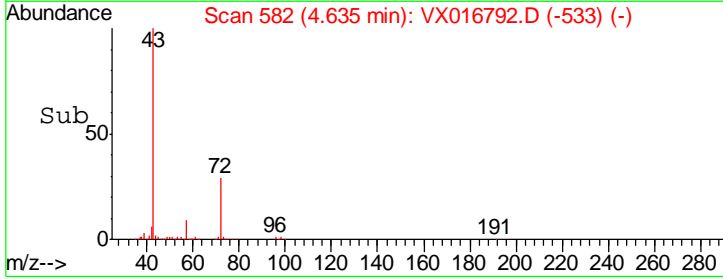
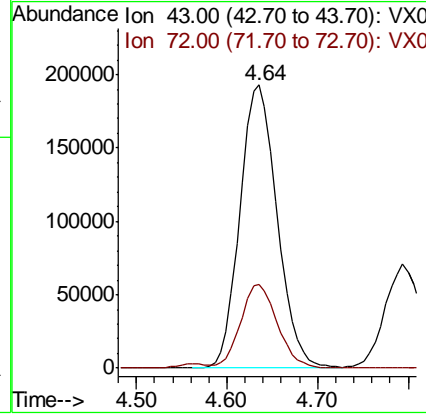
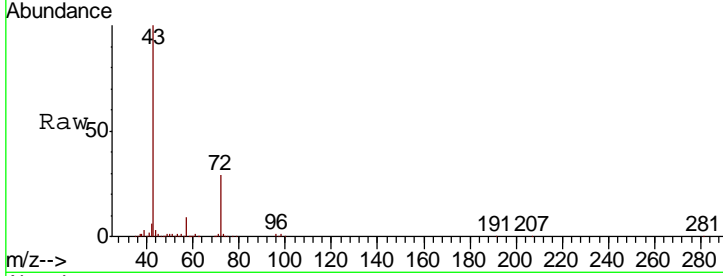




#25  
 2-Butanone  
 Concen: 255.733 ug/l  
 RT: 4.64 min Scan# 582  
 Delta R.T. 0.00 min  
 Lab File: VX016792.D  
 Acq: 16 Jun 2020 20:01

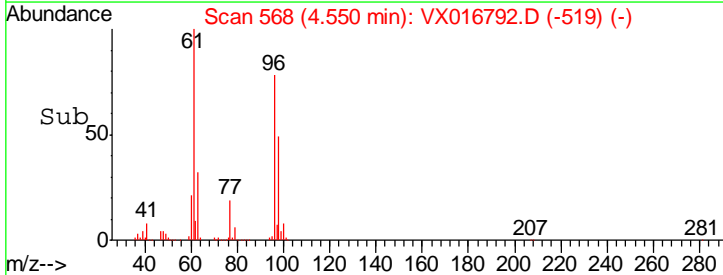
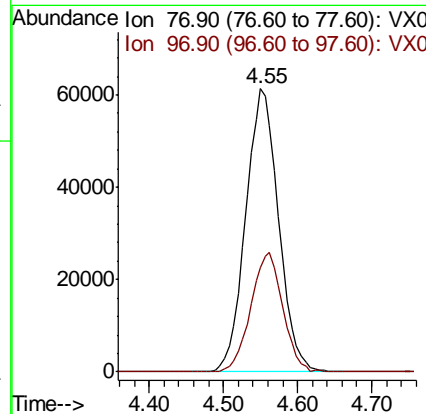
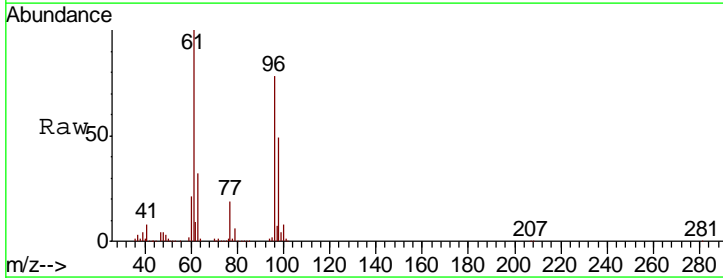
Instrument :  
 MSVOA\_X  
 ClientSampleId :  
 SS043MW014-200610MS

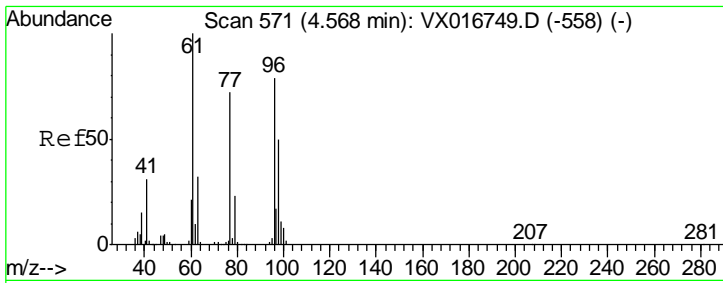
Tgt Ion	Resp	Lower	Upper
43	100		
72	29.4	24.2	36.4



#26  
 2,2-Dichloropropane  
 Concen: 41.069 ug/l  
 RT: 4.55 min Scan# 568  
 Delta R.T. 0.00 min  
 Lab File: VX016792.D  
 Acq: 16 Jun 2020 20:01

Tgt Ion	Resp	Lower	Upper
77	100		
97	40.9	11.5	34.4#

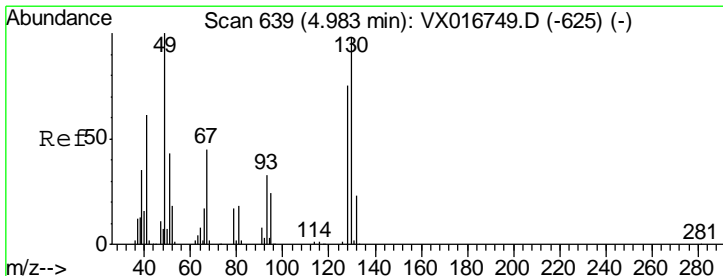
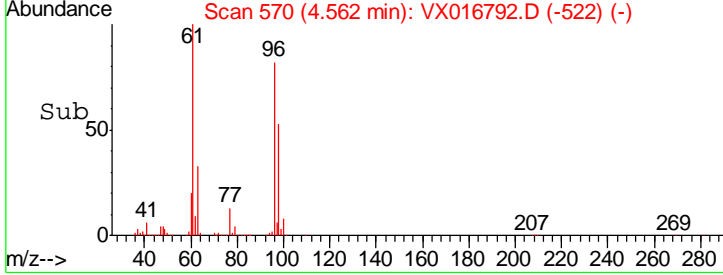
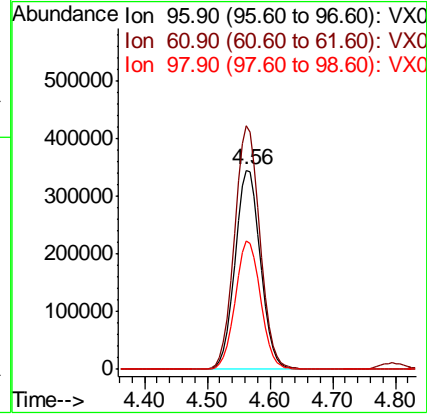
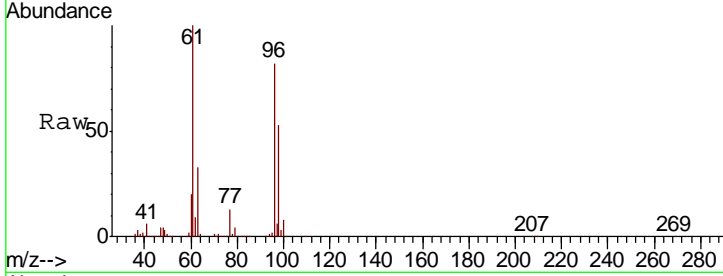




#27  
 cis-1,2-Dichloroethene  
 Concen: 289.869 ug/l  
 RT: 4.56 min Scan# 570  
 Delta R.T. -0.01 min  
 Lab File: VX016792.D  
 Acq: 16 Jun 2020 20:01

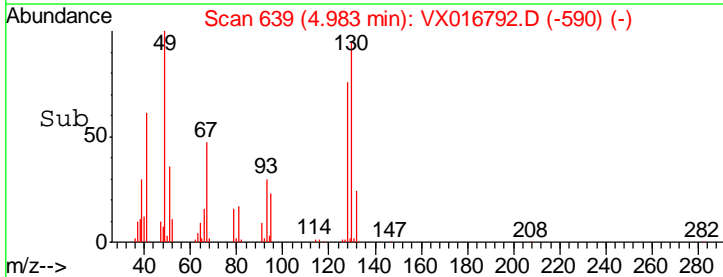
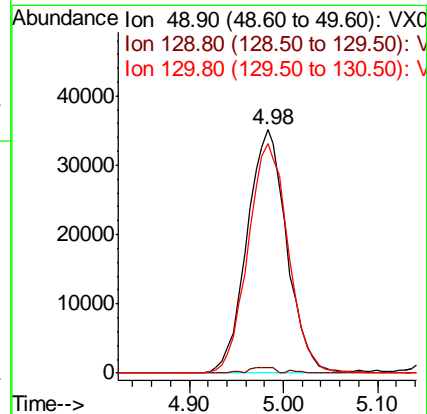
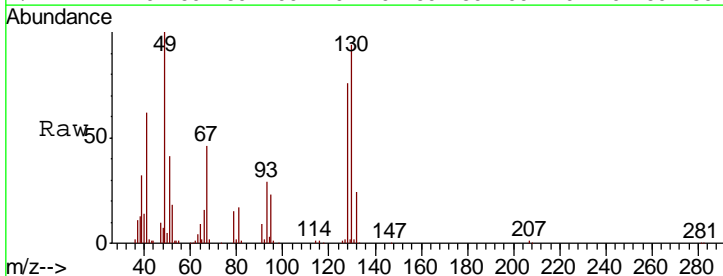
Instrument :  
 MSVOA\_X  
 ClientSampled :  
 SS043MW014-200610MS

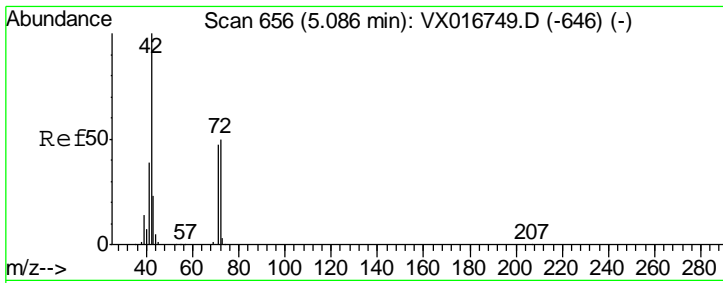
Tgt Ion	Resp	Lower	Upper
96	967693		
Ion Ratio			
96	100		
61	122.1	0.0	276.2
98	64.1	0.0	130.0



#28  
 Bromochloromethane  
 Concen: 48.610 ug/l  
 RT: 4.98 min Scan# 639  
 Delta R.T. 0.00 min  
 Lab File: VX016792.D  
 Acq: 16 Jun 2020 20:01

Tgt Ion	Resp	Lower	Upper
49	103560		
Ion Ratio			
49	100		
129	1.6	0.0	2.8
130	95.6	76.0	114.0

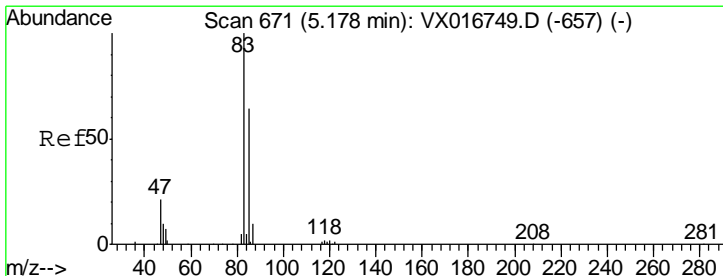
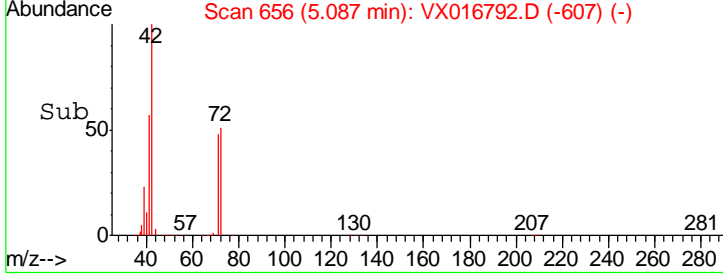
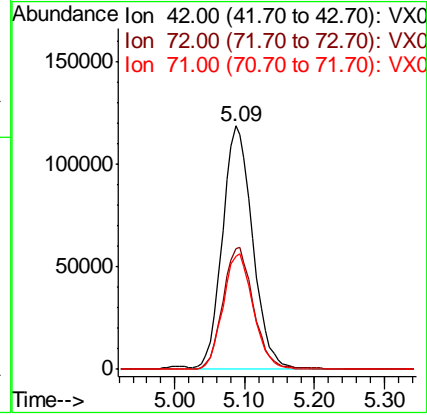
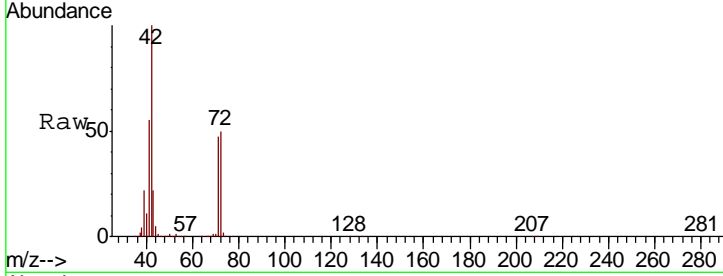




#29  
 Tetrahydrofuran  
 Concen: 256.423 ug/l  
 RT: 5.09 min Scan# 656  
 Delta R.T. 0.00 min  
 Lab File: VX016792.D  
 Acq: 16 Jun 2020 20:01

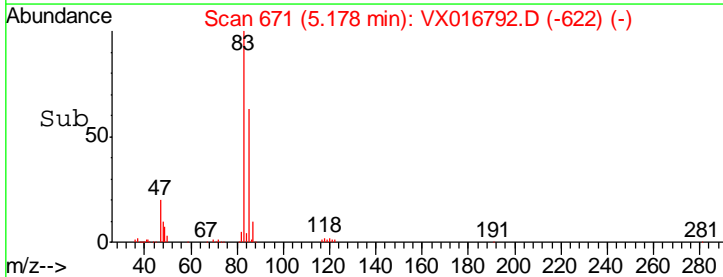
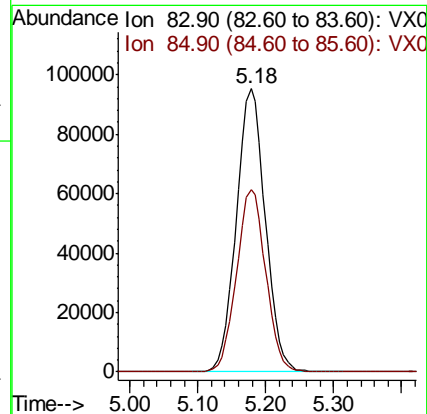
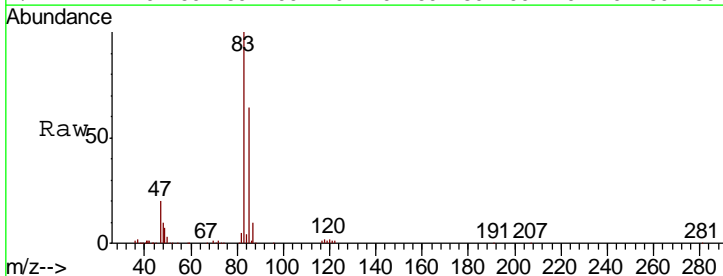
Instrument :  
 MSVOA\_X  
 ClientSampled :  
 SS043MW014-200610MS

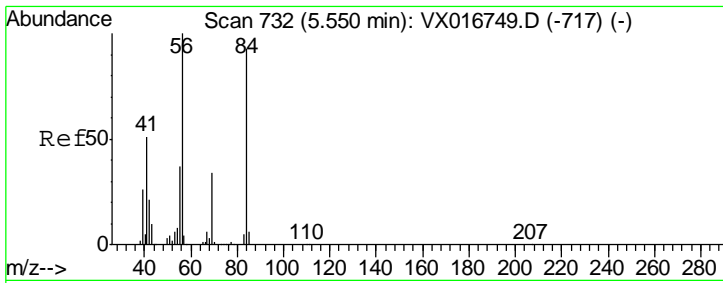
Tgt Ion	Resp	Lower	Upper
42	100		
72	51.2	41.0	61.6
71	47.5	38.2	57.4



#30  
 Chloroform  
 Concen: 53.318 ug/l  
 RT: 5.18 min Scan# 671  
 Delta R.T. 0.00 min  
 Lab File: VX016792.D  
 Acq: 16 Jun 2020 20:01

Tgt Ion	Resp	Lower	Upper
83	100		
85	64.3	50.8	76.2

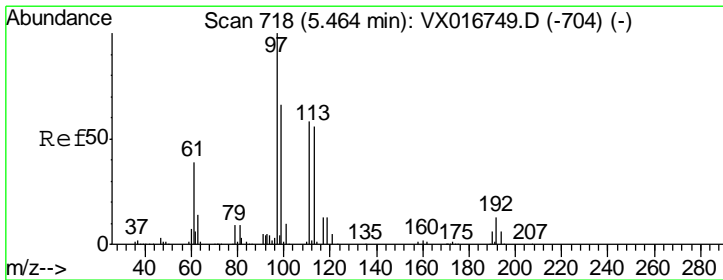
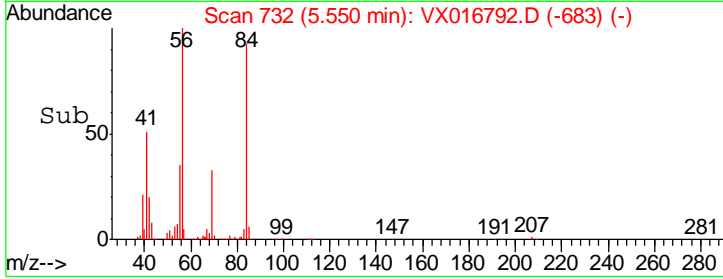
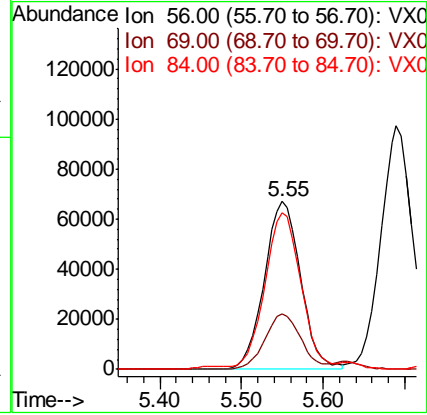
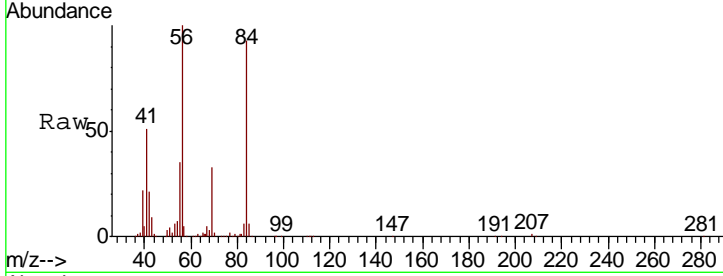




#31  
 Cyclohexane  
 Concen: 51.563 ug/l  
 RT: 5.55 min Scan# 732  
 Delta R.T. 0.00 min  
 Lab File: VX016792.D  
 Acq: 16 Jun 2020 20:01

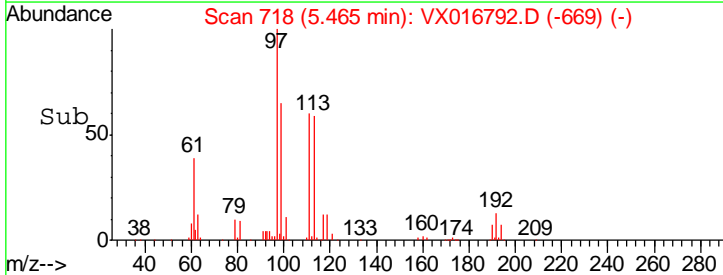
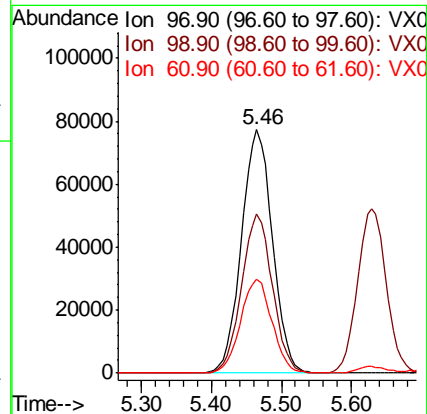
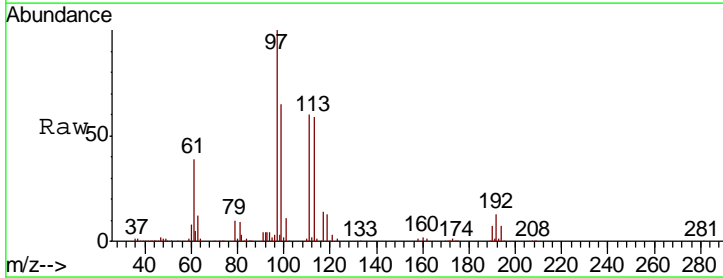
Instrument :  
 MSVOA\_X  
 ClientSampled :  
 SS043MW014-200610MS

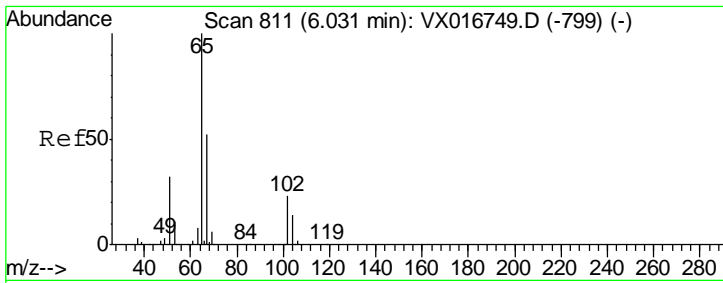
Tgt Ion	Resp	Lower	Upper
56	100		
69	33.1	27.1	40.7
84	92.5	74.0	111.0



#32  
 1,1,1-Trichloroethane  
 Concen: 49.604 ug/l  
 RT: 5.46 min Scan# 718  
 Delta R.T. 0.00 min  
 Lab File: VX016792.D  
 Acq: 16 Jun 2020 20:01

Tgt Ion	Resp	Lower	Upper
97	100		
99	64.8	51.5	77.3
61	39.2	31.3	46.9

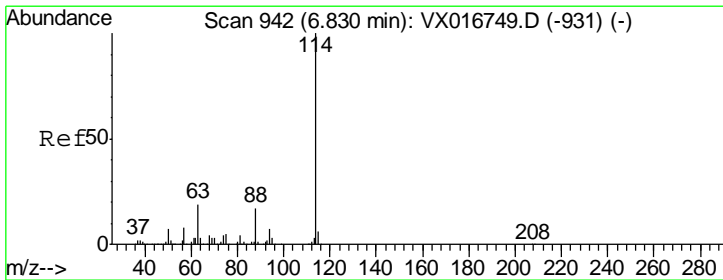
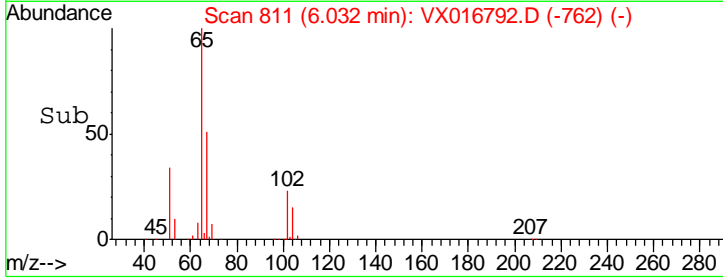
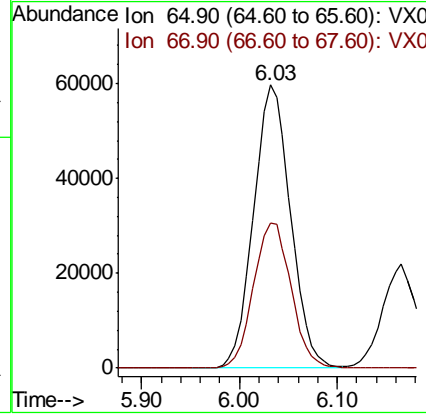
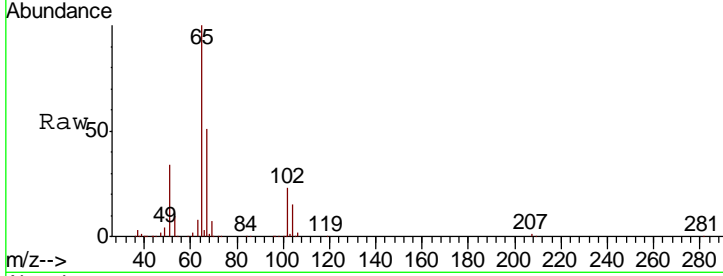




#33  
 1,2-Dichloroethane-d4  
 Concen: 50.171 ug/l  
 RT: 6.03 min Scan# 811  
 Delta R.T. 0.00 min  
 Lab File: VX016792.D  
 Acq: 16 Jun 2020 20:01

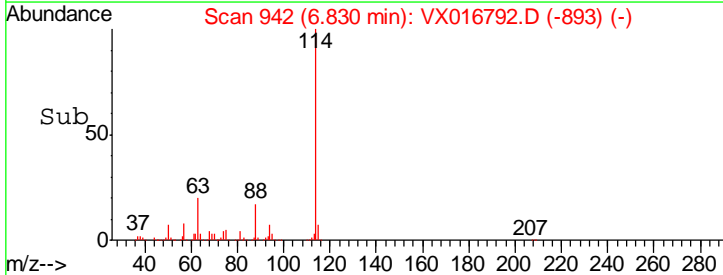
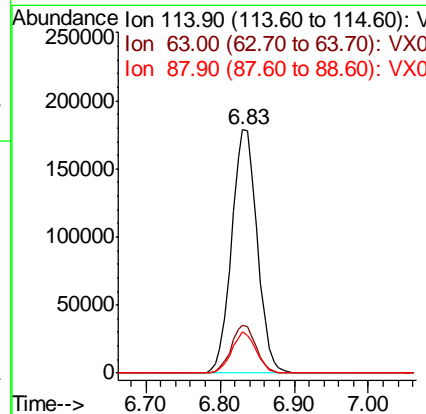
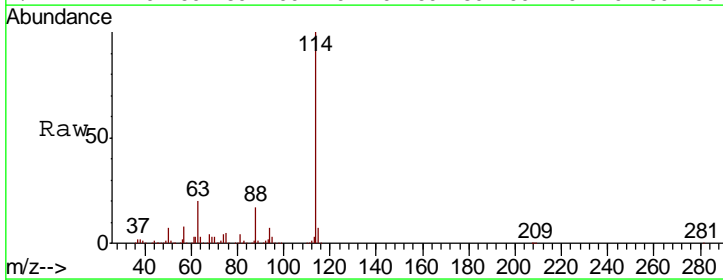
Instrument :  
 MSVOA\_X  
 ClientSampleId :  
 SS043MW014-200610MS

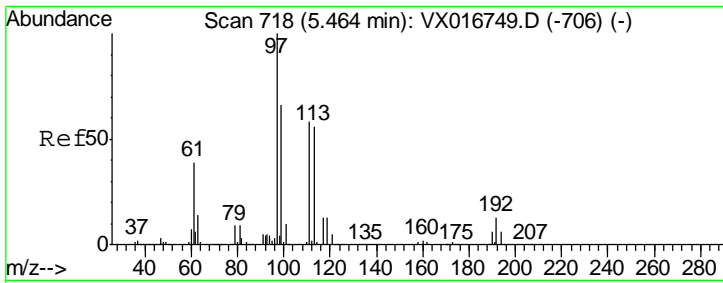
Tgt Ion	Resp	Lower	Upper
65	156927		
67	52.0	0.0	103.0



#34  
 1,4-Difluorobenzene  
 Concen: 50.000 ug/l  
 RT: 6.83 min Scan# 942  
 Delta R.T. 0.00 min  
 Lab File: VX016792.D  
 Acq: 16 Jun 2020 20:01

Tgt Ion	Resp	Lower	Upper
114	430438		
63	19.6	0.0	38.8
88	16.7	0.0	33.4

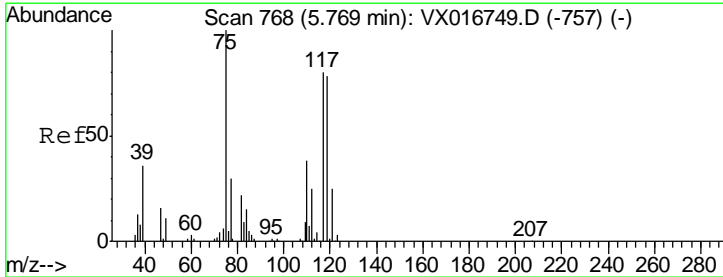
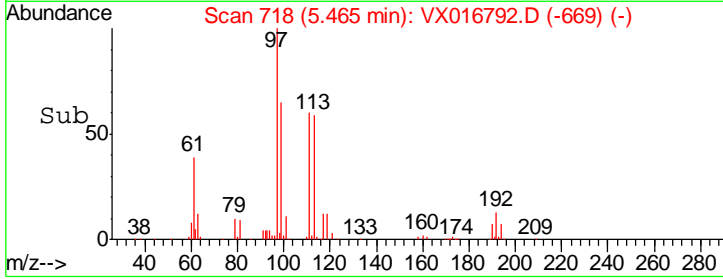
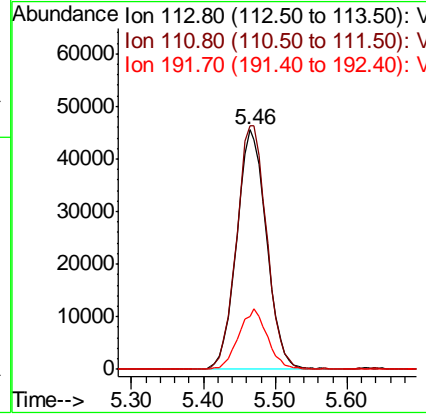
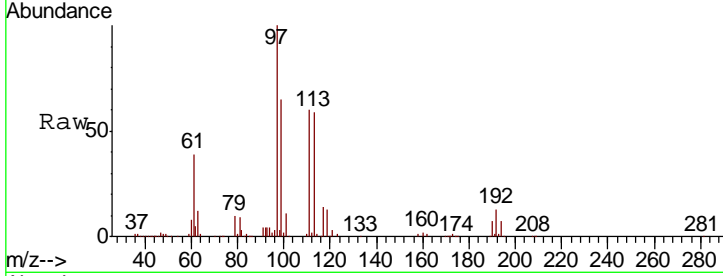




#35  
 Dibromofluoromethane  
 Concen: 49.299 ug/l  
 RT: 5.46 min Scan# 718  
 Delta R.T. 0.00 min  
 Lab File: VX016792.D  
 Acq: 16 Jun 2020 20:01

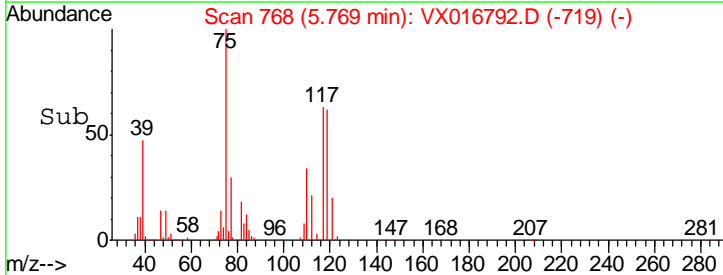
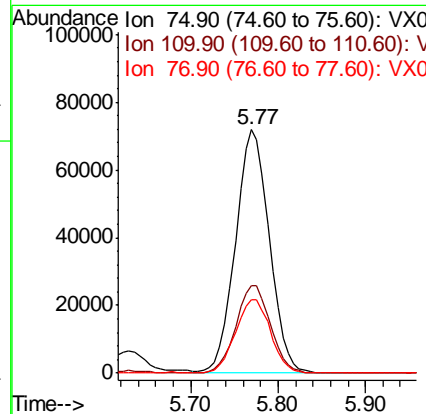
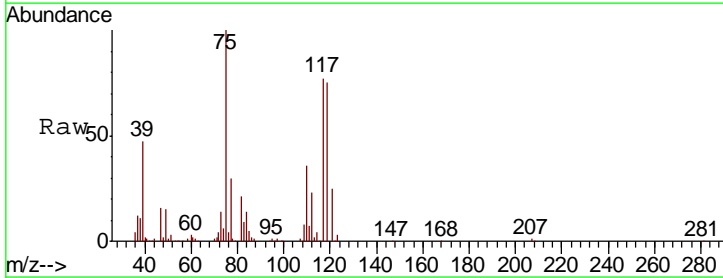
Instrument :  
 MSVOA\_X  
 ClientSampleId :  
 SS043MW014-200610MS

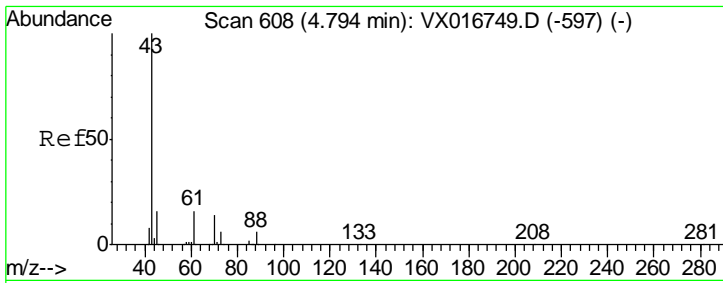
Tgt Ion	Resp	Lower	Upper
113	130925		
111	102.4	81.8	122.6
192	24.1	18.2	27.4



#36  
 1,1-Dichloropropene  
 Concen: 50.674 ug/l  
 RT: 5.77 min Scan# 768  
 Delta R.T. 0.00 min  
 Lab File: VX016792.D  
 Acq: 16 Jun 2020 20:01

Tgt Ion	Resp	Lower	Upper
75	192757		
110	36.8	18.4	55.2
77	31.4	24.7	37.1

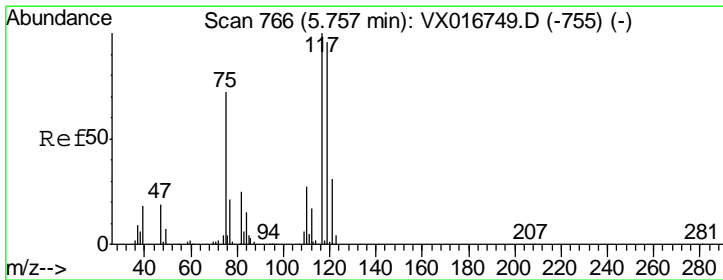
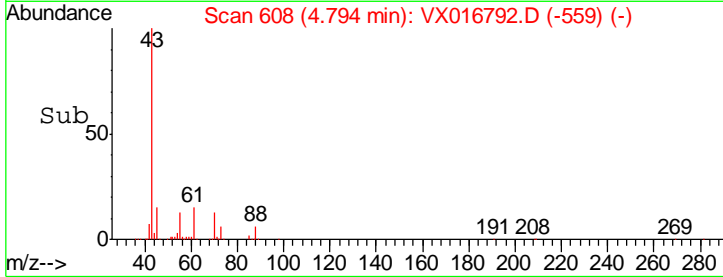
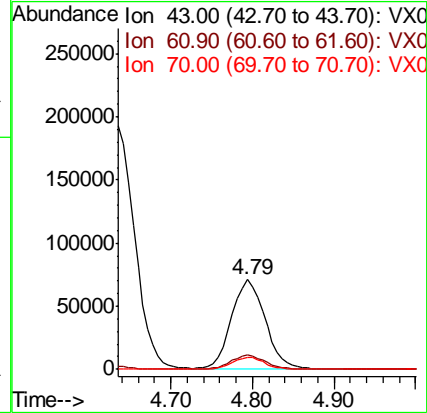
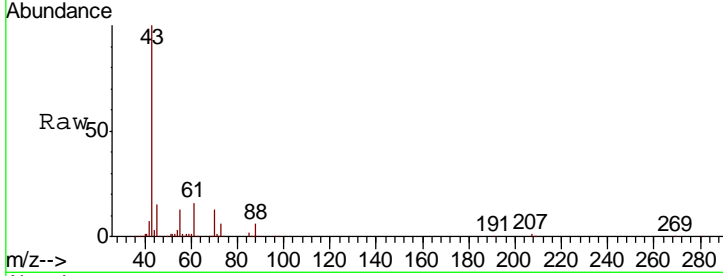




#37  
Ethyl Acetate  
Concen: 48.960 ug/l  
RT: 4.79 min Scan# 608  
Delta R.T. 0.00 min  
Lab File: VX016792.D  
Acq: 16 Jun 2020 20:01

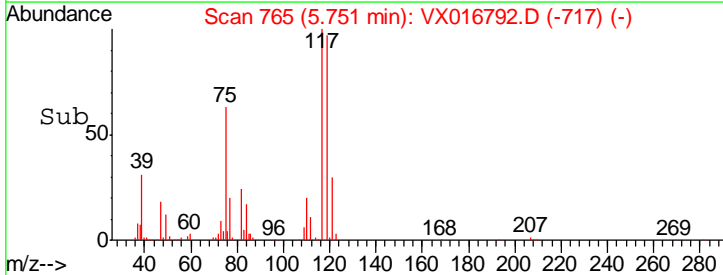
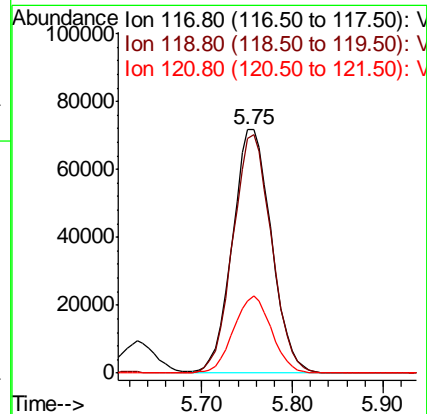
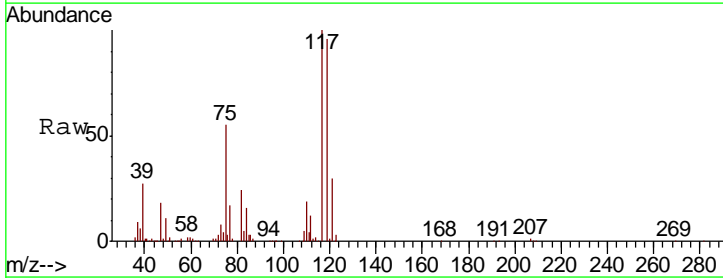
Instrument : MSVOA\_X  
ClientSampleId : SS043MW014-200610MS

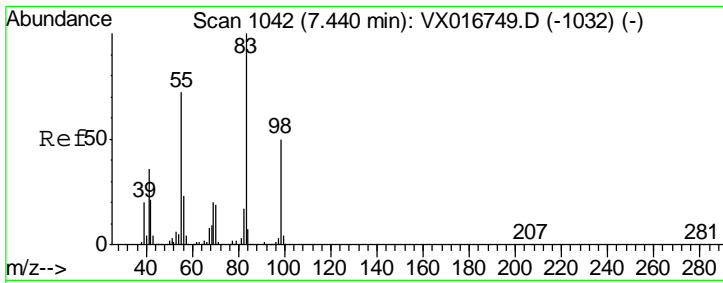
Tgt Ion	Resp	Lower	Upper
43	100		
61	0.0	12.4	18.6#
70	12.8	10.8	16.2



#38  
Carbon Tetrachloride  
Concen: 49.407 ug/l  
RT: 5.75 min Scan# 765  
Delta R.T. -0.01 min  
Lab File: VX016792.D  
Acq: 16 Jun 2020 20:01

Tgt Ion	Resp	Lower	Upper
117	100		
119	96.4	76.7	115.1
121	29.6	24.7	37.1

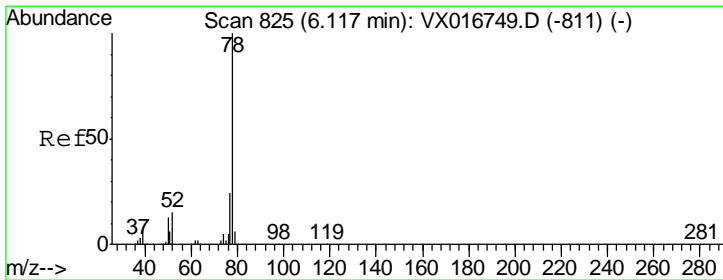
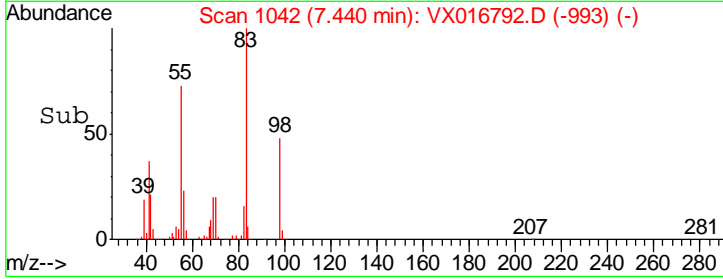
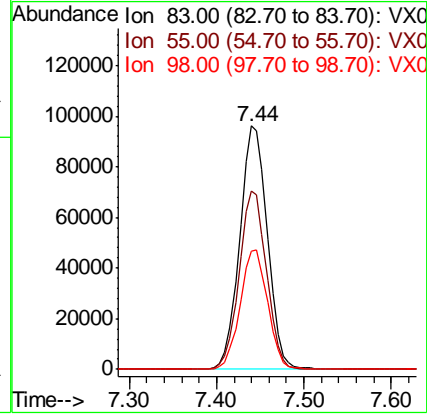
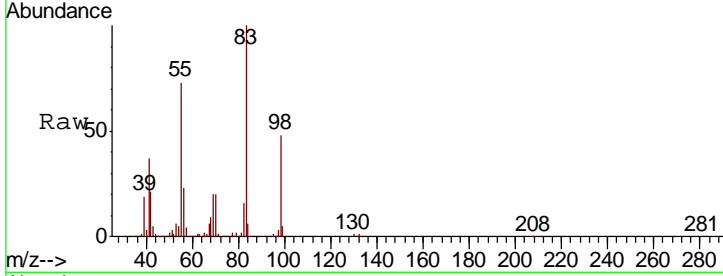




#39  
 Methylcyclohexane  
 Concen: 47.790 ug/l  
 RT: 7.44 min Scan# 1042  
 Delta R.T. 0.00 min  
 Lab File: VX016792.D  
 Acq: 16 Jun 2020 20:01

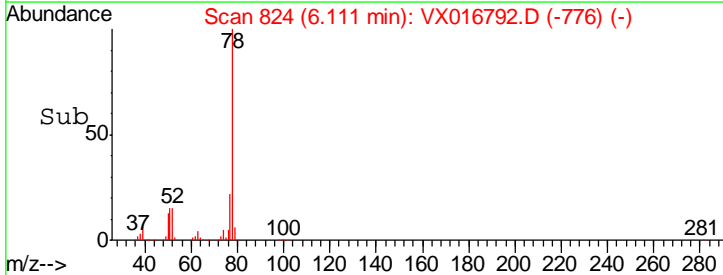
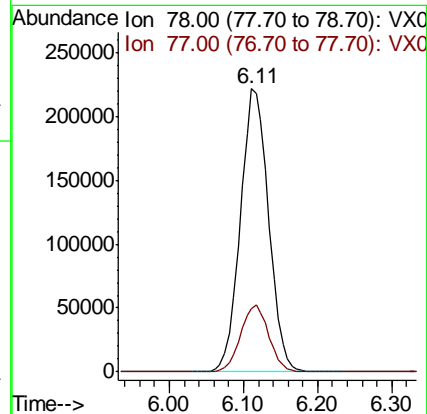
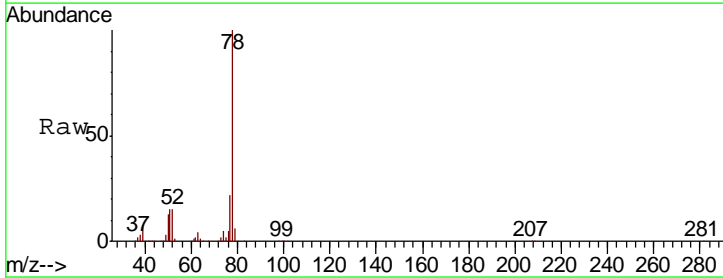
Instrument :  
 MSVOA\_X  
 ClientSampleId :  
 SS043MW014-200610MS

Tgt Ion	Resp	Lower	Upper
83	210611		
55	73.1	57.3	85.9
98	48.3	40.3	60.5

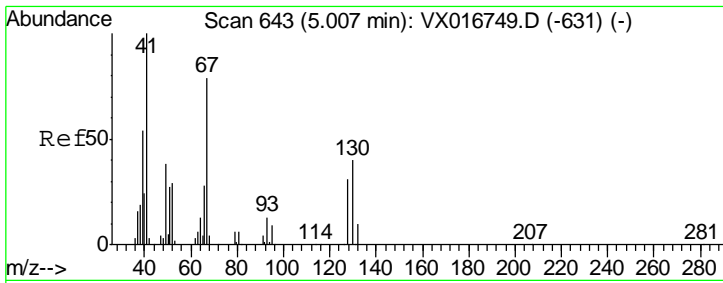


#40  
 Benzene  
 Concen: 50.790 ug/l  
 RT: 6.11 min Scan# 824  
 Delta R.T. -0.01 min  
 Lab File: VX016792.D  
 Acq: 16 Jun 2020 20:01

Tgt Ion	Resp	Lower	Upper
78	588230		
77	22.4	19.0	28.4



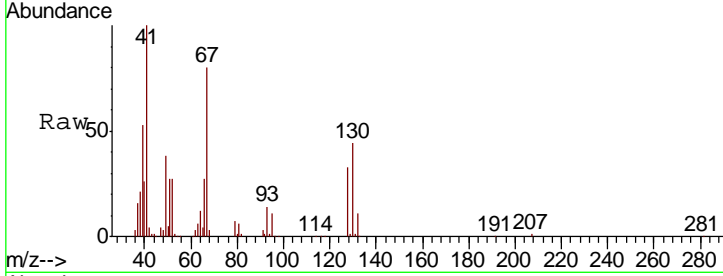




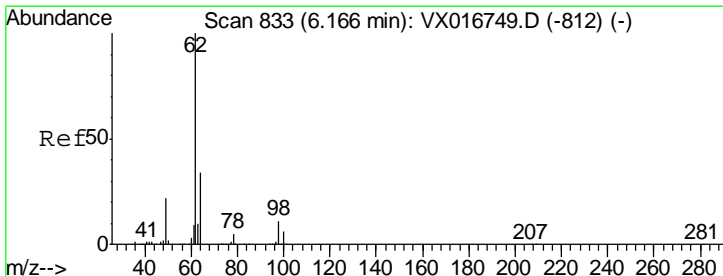
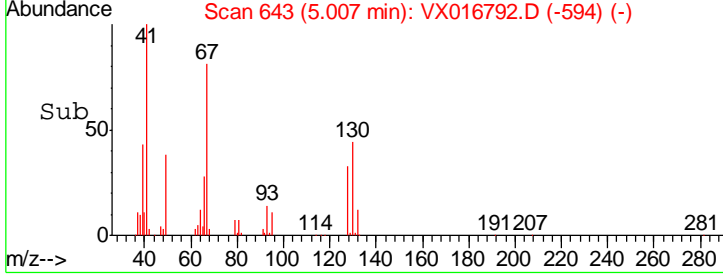
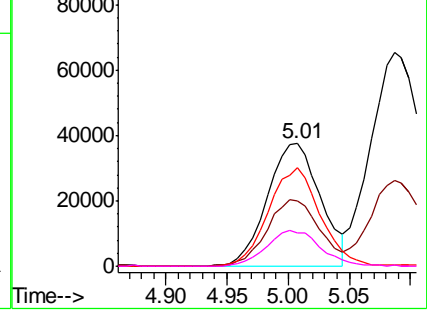
#41  
 Methacrylonitrile  
 Concen: 50.967 ug/l  
 RT: 5.01 min Scan# 643  
 Delta R.T. 0.00 min  
 Lab File: VX016792.D  
 Acq: 16 Jun 2020 20:01

Instrument :  
 MSVOA\_X  
 ClientSampleId :  
 SS043MW014-200610MS

Tgt Ion	Resp	Lower	Upper
41	100		
39	54.0	43.7	65.5
67	79.5	64.6	96.8
52	30.5	25.6	38.4

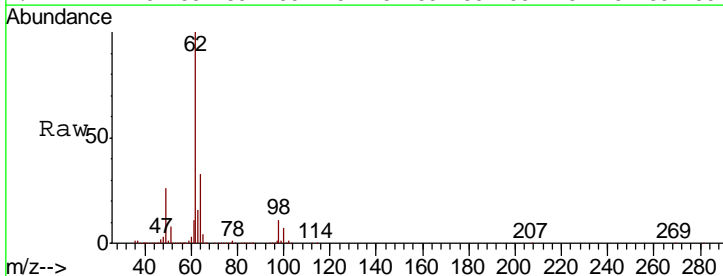


Abundance Ion 41.00 (40.70 to 41.70): VX0  
 Ion 39.00 (38.70 to 39.70): VX0  
 Ion 67.00 (66.70 to 67.70): VX0  
 Ion 52.00 (51.70 to 52.70): VX0

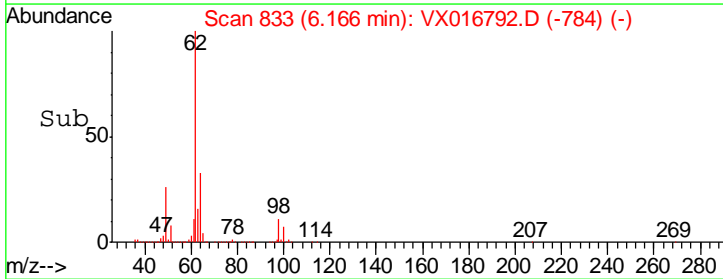
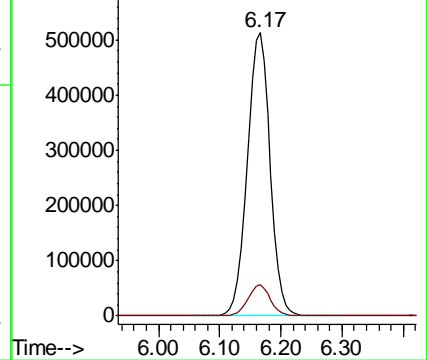


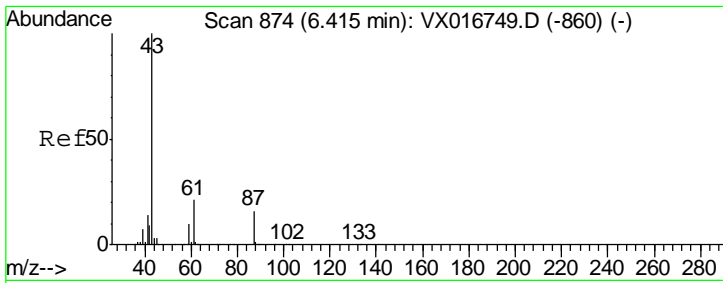
#42  
 1,2-Dichloroethane  
 Concen: 313.583 ug/l  
 RT: 6.17 min Scan# 833  
 Delta R.T. 0.00 min  
 Lab File: VX016792.D  
 Acq: 16 Jun 2020 20:01

Tgt Ion	Resp	Lower	Upper
62	100		
98	10.7	0.0	20.2



Abundance Ion 61.90 (61.60 to 62.60): VX0  
 Ion 97.90 (97.60 to 98.60): VX0

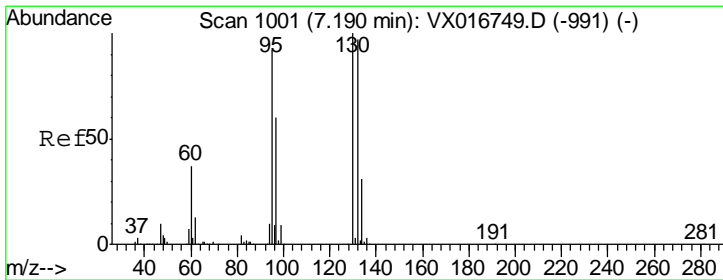
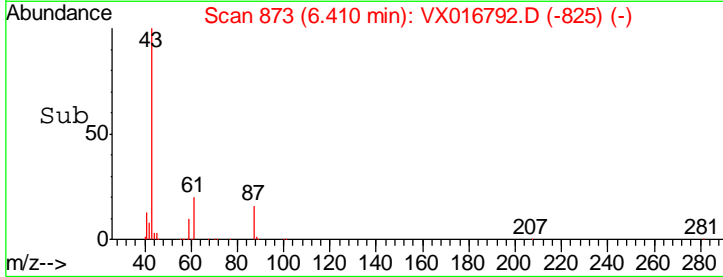
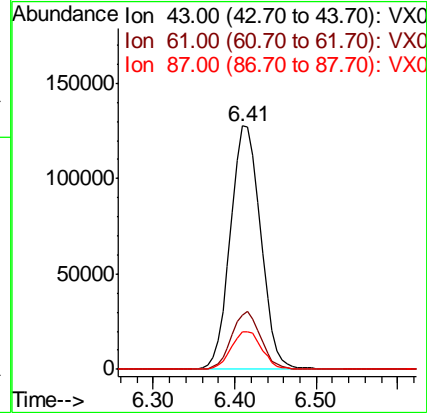
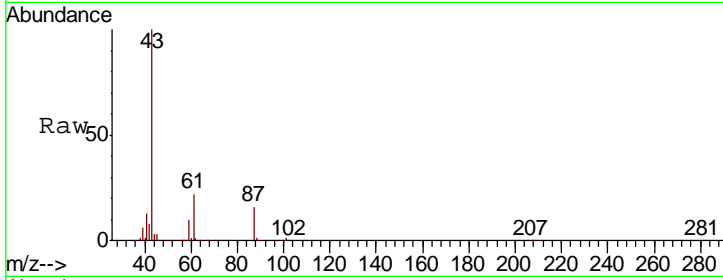




#43  
 Isopropyl Acetate  
 Concen: 49.941 ug/l  
 RT: 6.41 min Scan# 873  
 Delta R.T. -0.01 min  
 Lab File: VX016792.D  
 Acq: 16 Jun 2020 20:01

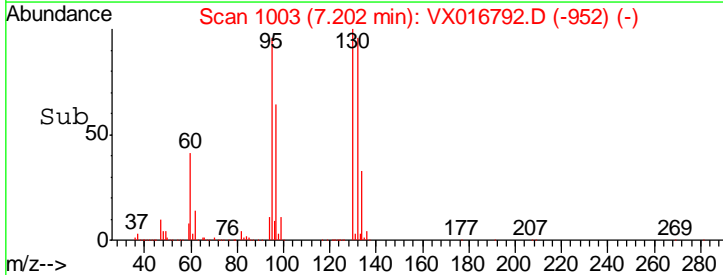
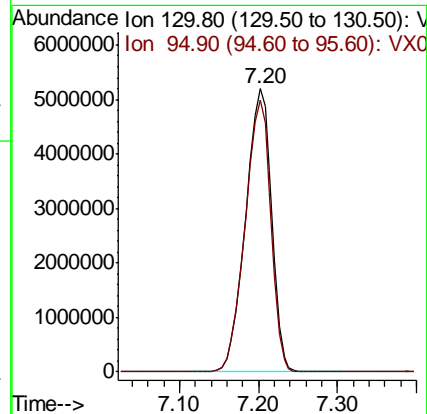
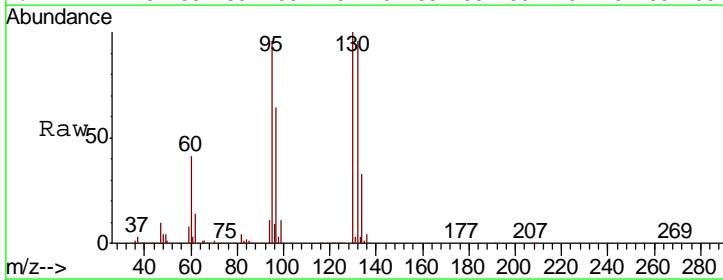
Instrument :  
 MSVOA\_X  
 ClientSampleId :  
 SS043MW014-200610MS

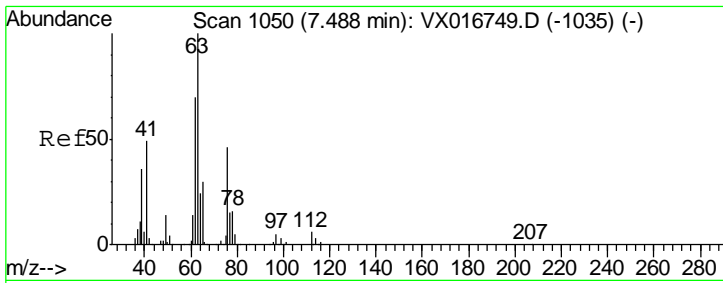
Tgt Ion	Resp	Lower	Upper
43	100		
61	22.8	17.7	26.5
87	15.8	12.5	18.7



#44  
 Trichloroethene  
 Concen: 3328.122 ug/l  
 RT: 7.20 min Scan# 1003  
 Delta R.T. 0.01 min  
 Lab File: VX016792.D  
 Acq: 16 Jun 2020 20:01

Tgt Ion	Resp	Lower	Upper
130	100		
95	95.9	0.0	183.6

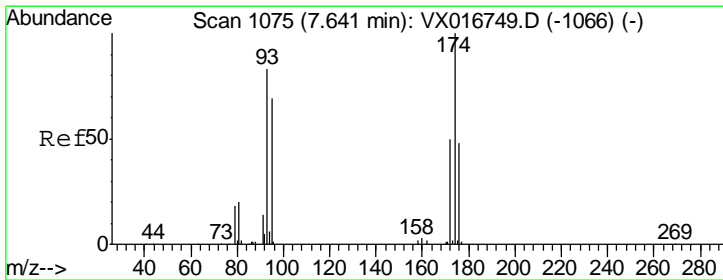
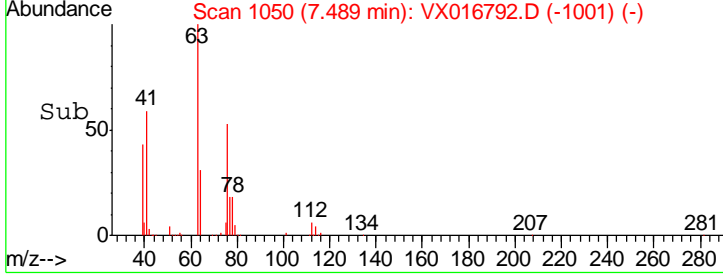
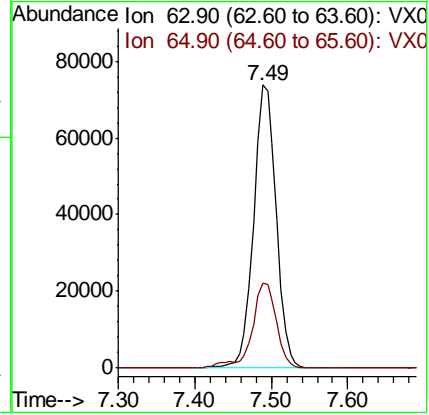
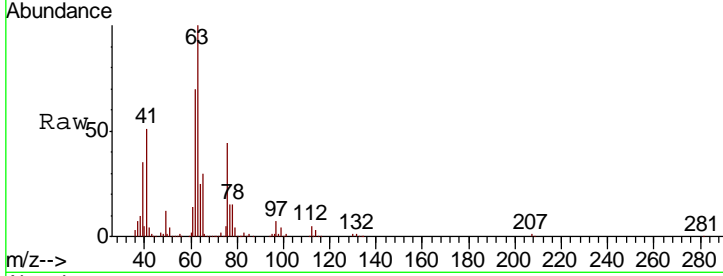




#45  
 1,2-Dichloropropane  
 Concen: 53.518 ug/l  
 RT: 7.49 min Scan# 1050  
 Delta R.T. 0.00 min  
 Lab File: VX016792.D  
 Acq: 16 Jun 2020 20:01

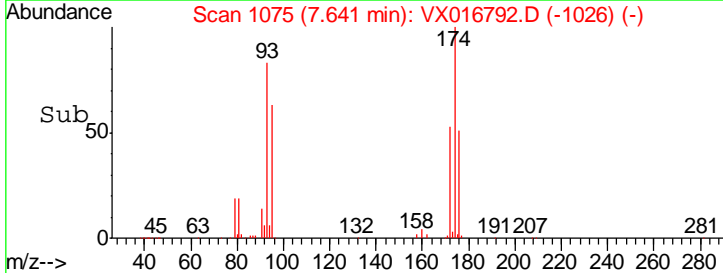
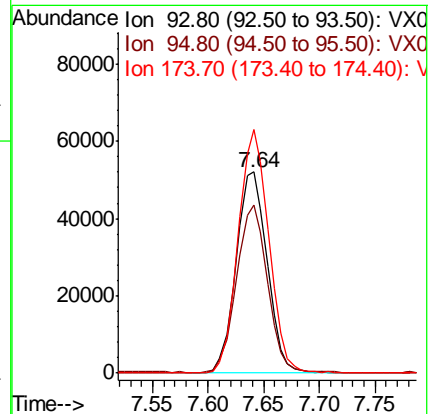
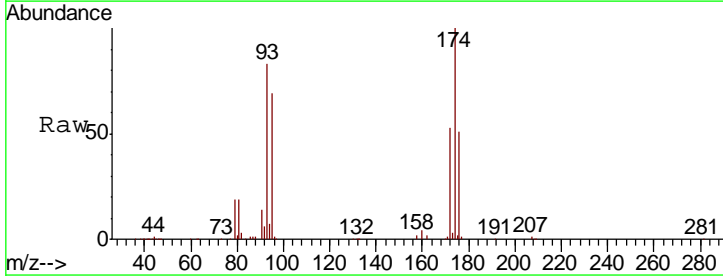
Instrument : MSVOA\_X  
 ClientSampled : SS043MW014-200610MS

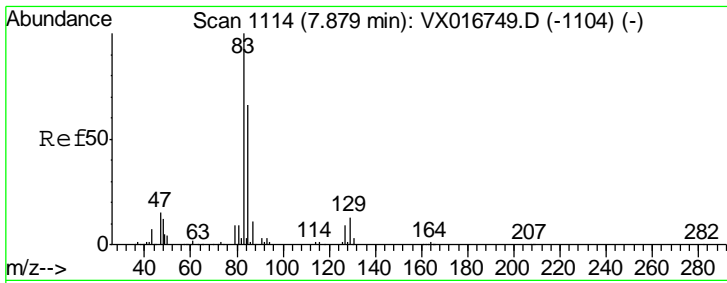
Tgt Ion	Resp	Lower	Upper
63	151942		
65	30.2	24.2	36.2



#46  
 Dibromomethane  
 Concen: 48.705 ug/l  
 RT: 7.64 min Scan# 1075  
 Delta R.T. 0.00 min  
 Lab File: VX016792.D  
 Acq: 16 Jun 2020 20:01

Tgt Ion	Resp	Lower	Upper
93	100782		
95	82.7	66.9	100.3
174	119.2	93.8	140.8

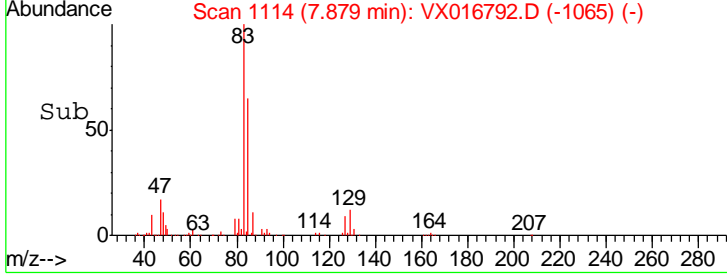
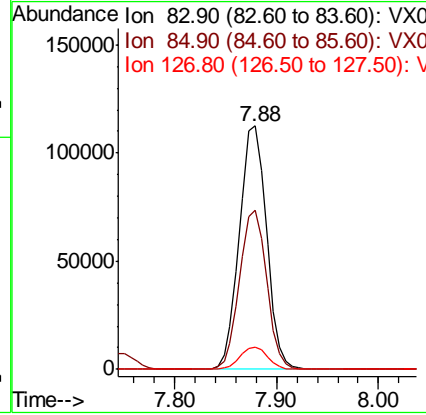
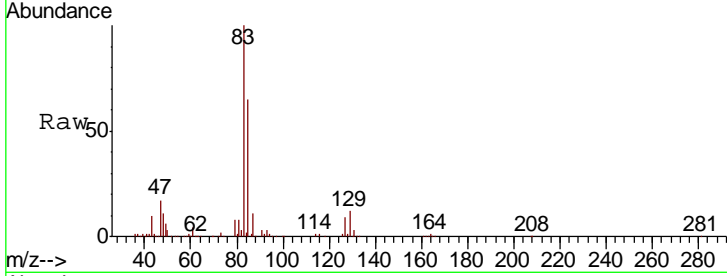




#47  
 Bromodichloromethane  
 Concen: 48.319 ug/l  
 RT: 7.88 min Scan# 1114  
 Delta R.T. 0.00 min  
 Lab File: VX016792.D  
 Acq: 16 Jun 2020 20:01

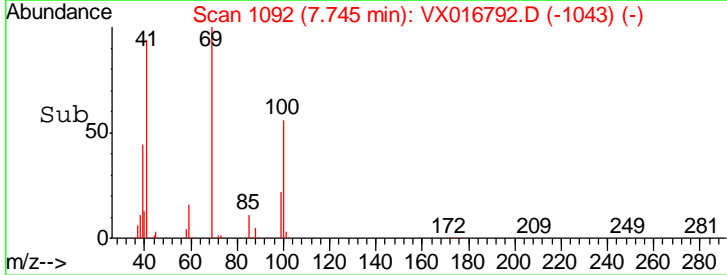
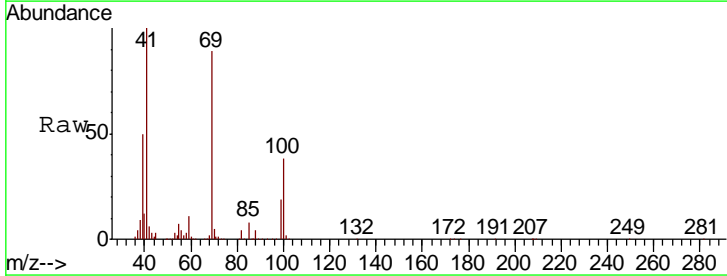
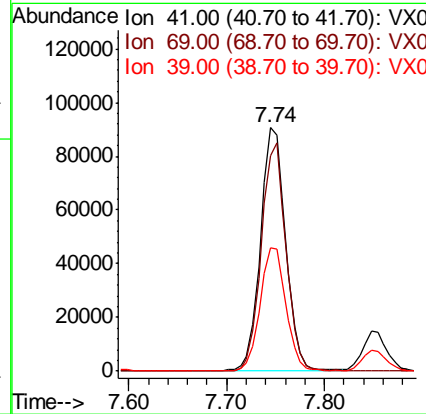
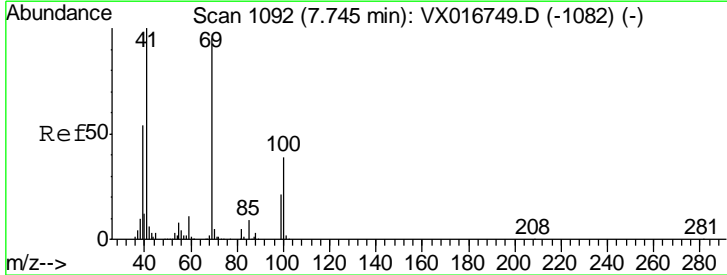
Instrument : MSVOA\_X  
 ClientSampleId : SS043MW014-200610MS

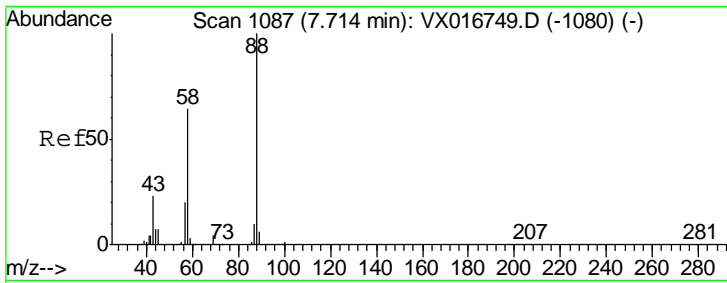
Tgt Ion	Resp	Lower	Upper
83	100		
85	65.2	52.5	78.7
127	9.2	7.5	11.3



#48  
 Methyl methacrylate  
 Concen: 52.502 ug/l  
 RT: 7.74 min Scan# 1092  
 Delta R.T. 0.00 min  
 Lab File: VX016792.D  
 Acq: 16 Jun 2020 20:01

Tgt Ion	Resp	Lower	Upper
41	100		
69	92.0	75.0	112.6
39	51.8	44.3	66.5

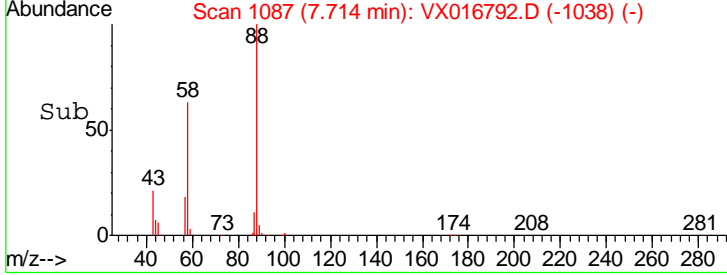
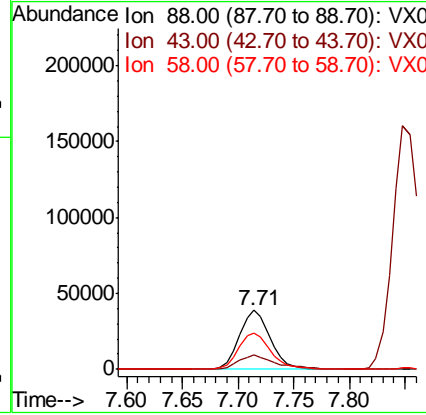
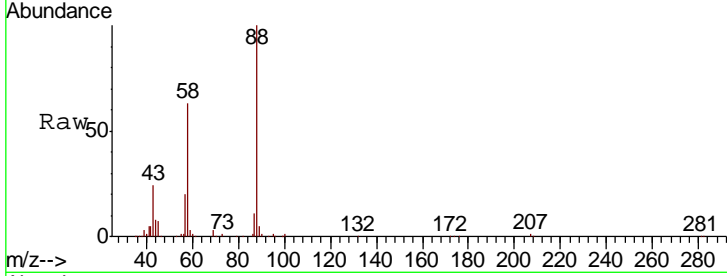




#49  
 1,4-Dioxane  
 Concen: 968.684 ug/l  
 RT: 7.71 min Scan# 1087  
 Delta R.T. 0.00 min  
 Lab File: VX016792.D  
 Acq: 16 Jun 2020 20:01

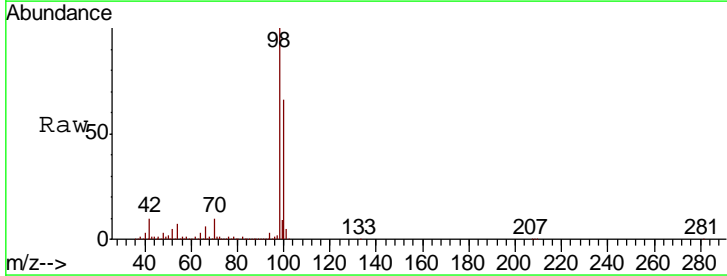
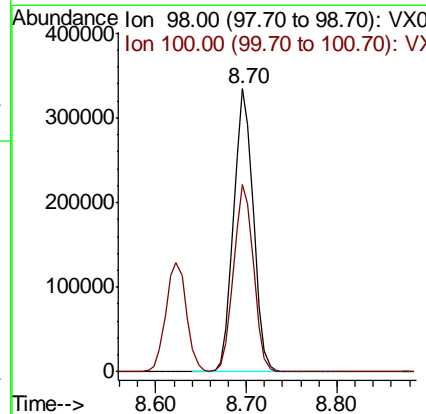
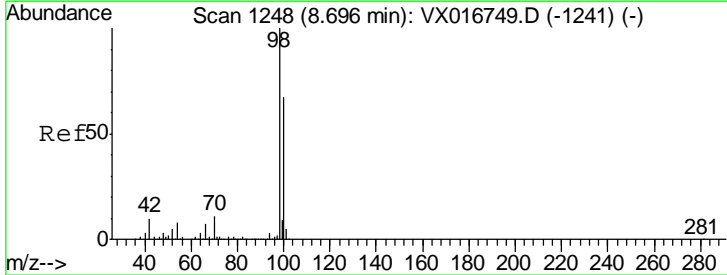
**Instrument :**  
 MSVOA\_X  
**ClientSampled :**  
 SS043MW014-200610MS

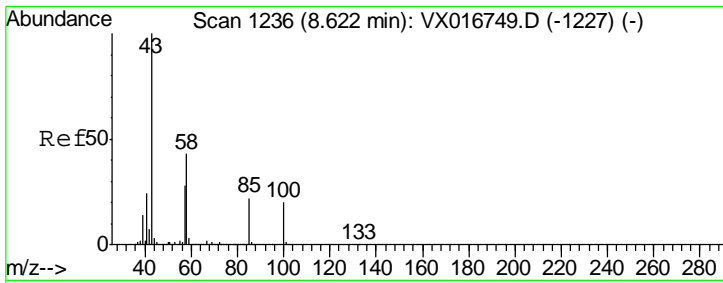
Tgt Ion	Resp	Lower	Upper
88	74180		
43	28.1	22.9	34.3
58	64.5	53.7	80.5



#50  
 Toluene-d8  
 Concen: 51.483 ug/l  
 RT: 8.70 min Scan# 1248  
 Delta R.T. 0.00 min  
 Lab File: VX016792.D  
 Acq: 16 Jun 2020 20:01

Tgt Ion	Resp	Lower	Upper
98	504140		
100	67.0	53.9	80.9

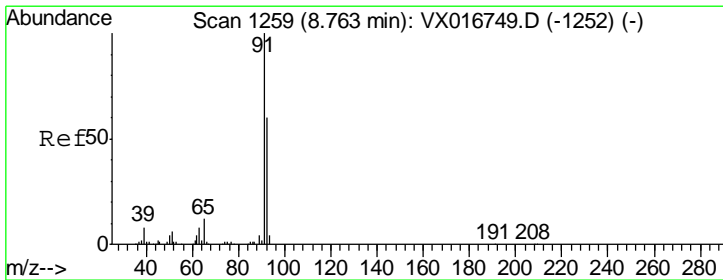
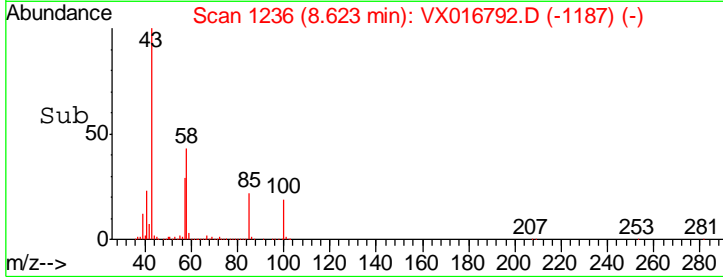
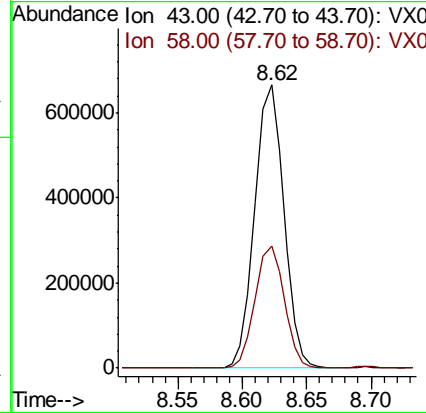
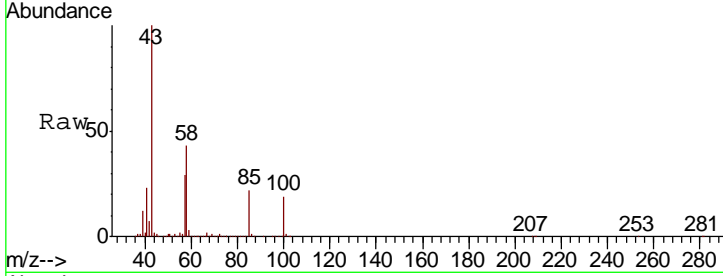




#51  
 4-Methyl-2-Pentanone  
 Concen: 258.147 ug/l  
 RT: 8.62 min Scan# 1236  
 Delta R.T. 0.00 min  
 Lab File: VX016792.D  
 Acq: 16 Jun 2020 20:01

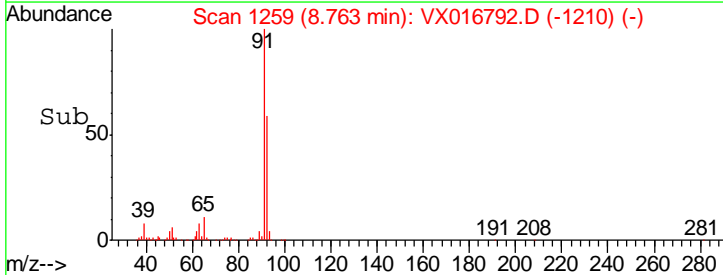
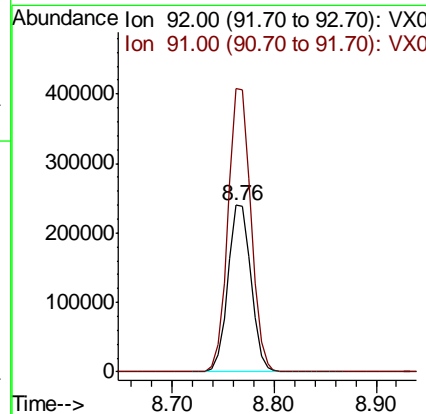
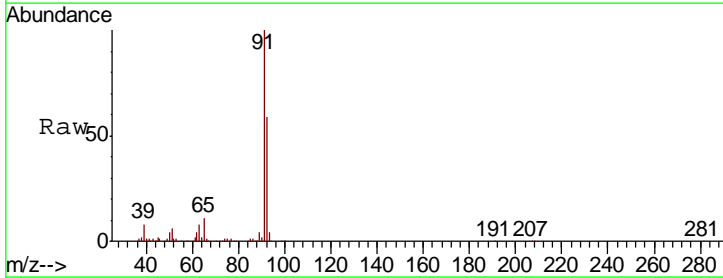
Instrument :  
 MSVOA\_X  
 ClientSampleId :  
 SS043MW014-200610MS

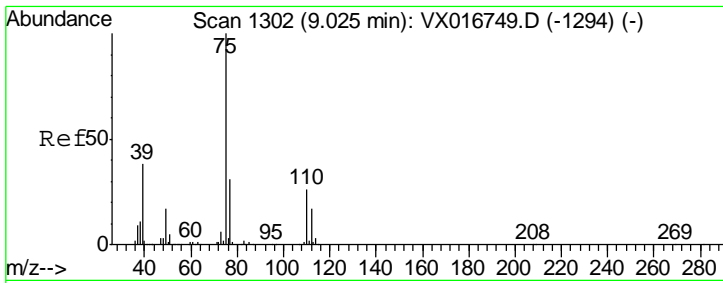
Tgt Ion: 43 Resp: 1038559  
 Ion Ratio Lower Upper  
 43 100  
 58 43.5 34.6 52.0



#52  
 Toluene  
 Concen: 50.051 ug/l  
 RT: 8.76 min Scan# 1259  
 Delta R.T. 0.00 min  
 Lab File: VX016792.D  
 Acq: 16 Jun 2020 20:01

Tgt Ion: 92 Resp: 376527  
 Ion Ratio Lower Upper  
 92 100  
 91 168.4 136.1 204.1

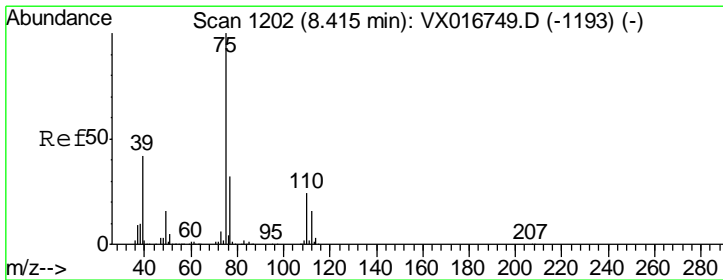
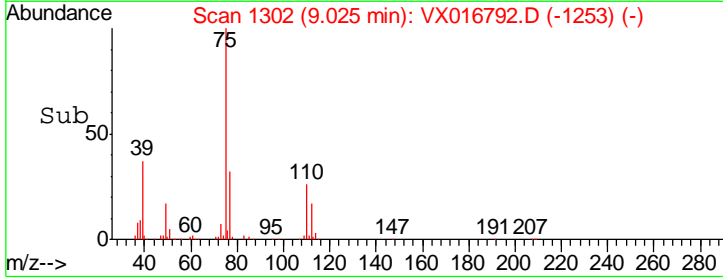
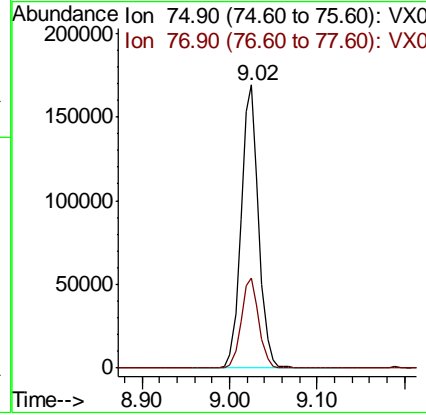
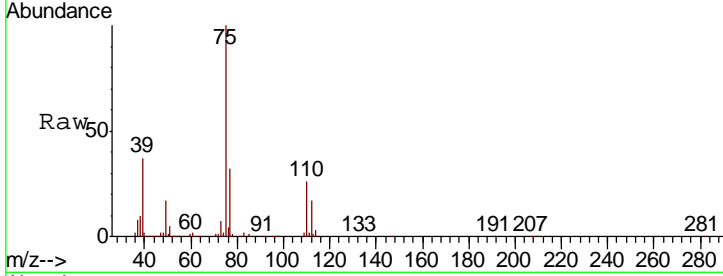




#53  
 t-1,3-Dichloropropene  
 Concen: 48.401 ug/l  
 RT: 9.02 min Scan# 1302  
 Delta R.T. 0.00 min  
 Lab File: VX016792.D  
 Acq: 16 Jun 2020 20:01

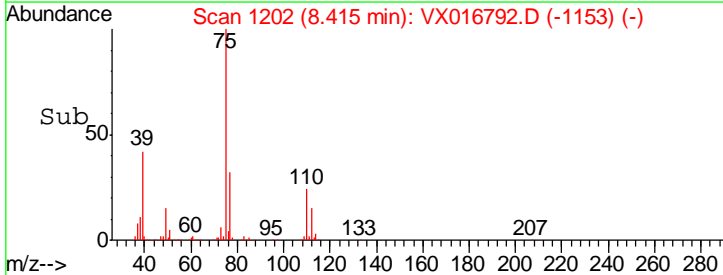
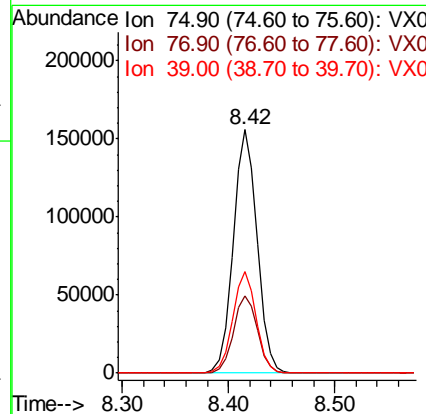
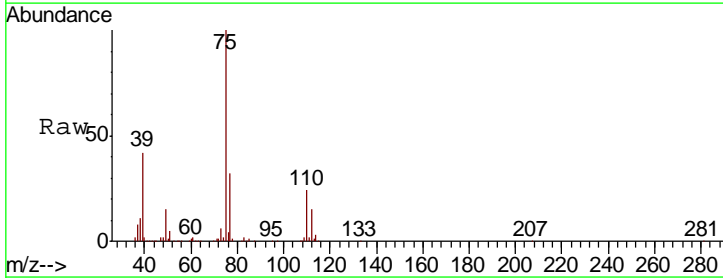
Instrument :  
 MSVOA\_X  
 ClientSampleId :  
 SS043MW014-200610MS

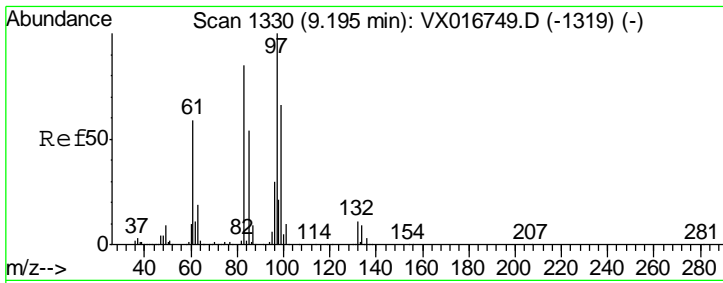
Tgt Ion: 75 Resp: 235833  
 Ion Ratio Lower Upper  
 75 100  
 77 32.0 24.7 37.1



#54  
 cis-1,3-Dichloropropene  
 Concen: 48.026 ug/l  
 RT: 8.42 min Scan# 1202  
 Delta R.T. 0.00 min  
 Lab File: VX016792.D  
 Acq: 16 Jun 2020 20:01

Tgt Ion: 75 Resp: 244093  
 Ion Ratio Lower Upper  
 75 100  
 77 31.6 25.3 37.9  
 39 41.6 33.7 50.5

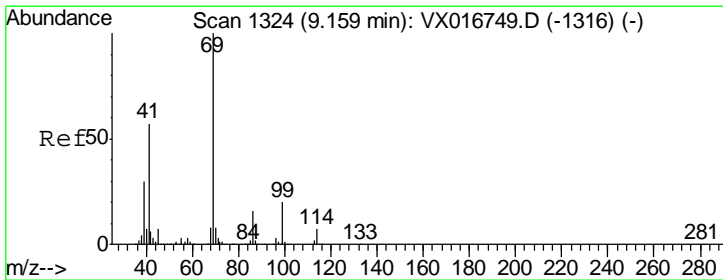
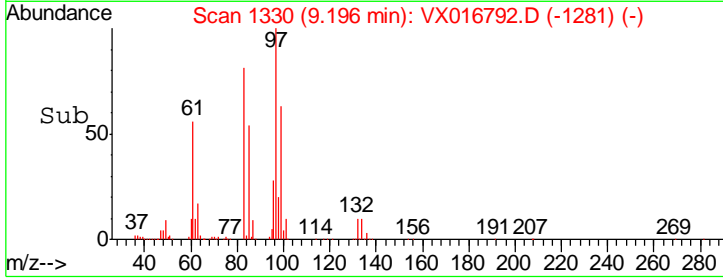
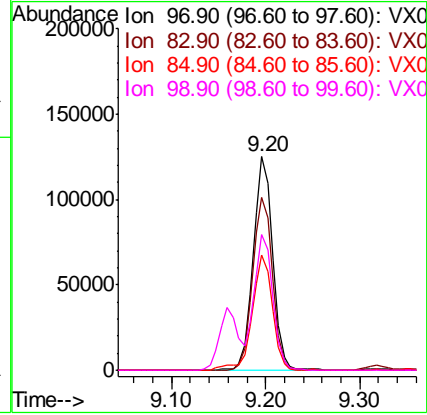
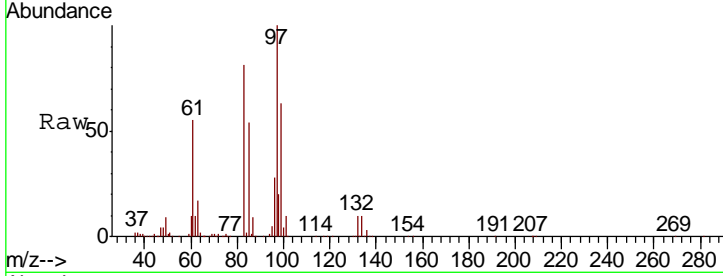




#55  
 1,1,2-Trichloroethane  
 Concen: 60.041 ug/l  
 RT: 9.20 min Scan# 1330  
 Delta R.T. 0.00 min  
 Lab File: VX016792.D  
 Acq: 16 Jun 2020 20:01

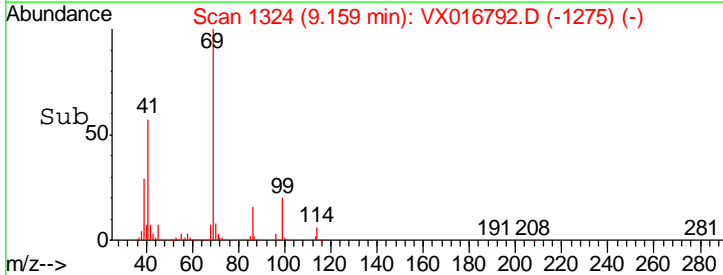
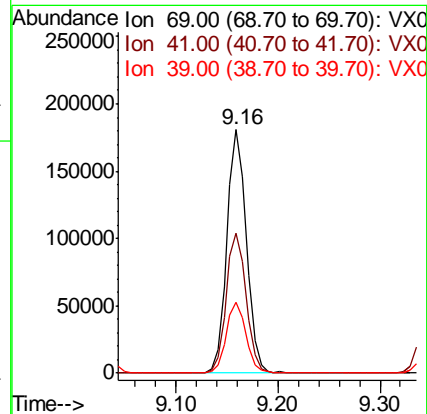
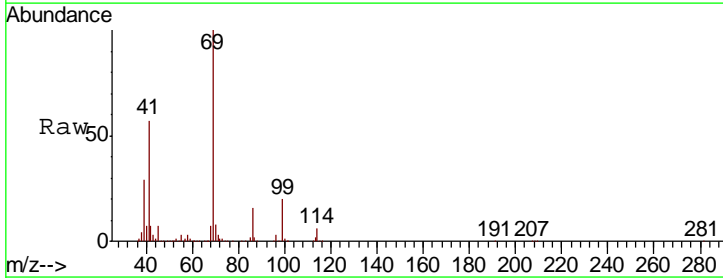
Instrument :  
 MSVOA\_X  
 ClientSampleId :  
 SS043MW014-200610MS

Tgt Ion	Resp	Lower	Upper
97	181649		
83	81.1	68.3	102.5
85	54.0	43.5	65.3
99	63.4	52.4	78.6

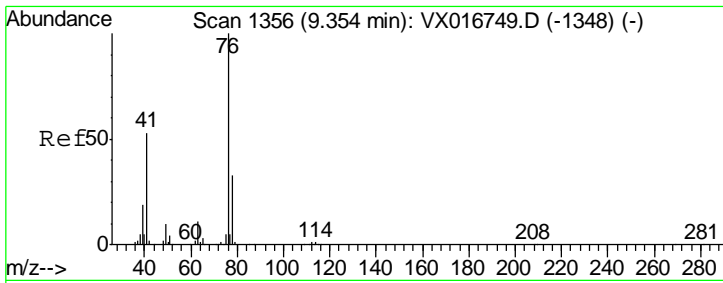


#56  
 Ethyl methacrylate  
 Concen: 53.311 ug/l  
 RT: 9.16 min Scan# 1324  
 Delta R.T. 0.00 min  
 Lab File: VX016792.D  
 Acq: 16 Jun 2020 20:01

Tgt Ion	Resp	Lower	Upper
69	241484		
41	58.9	47.1	70.7
39	29.6	25.0	37.6



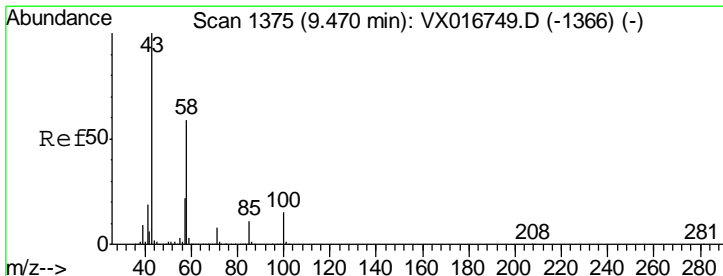
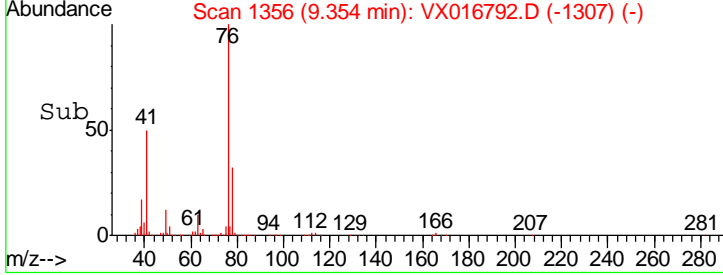
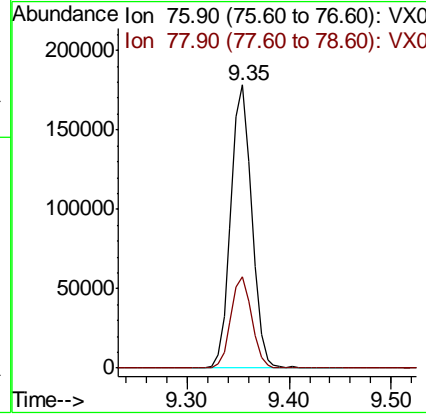
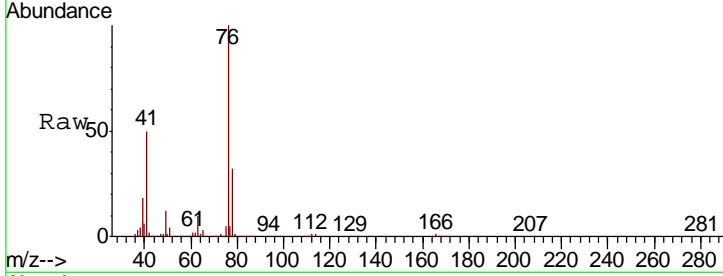




#57  
 1,3-Dichloropropane  
 Concen: 49.835 ug/l  
 RT: 9.35 min Scan# 1356  
 Delta R.T. 0.00 min  
 Lab File: VX016792.D  
 Acq: 16 Jun 2020 20:01

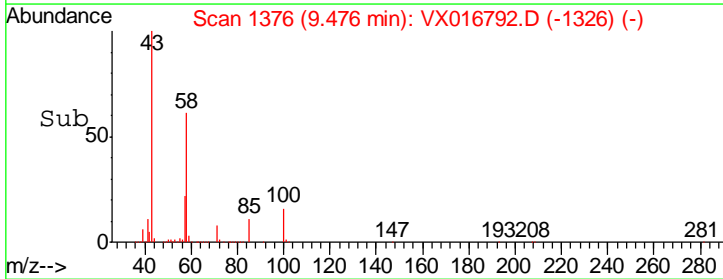
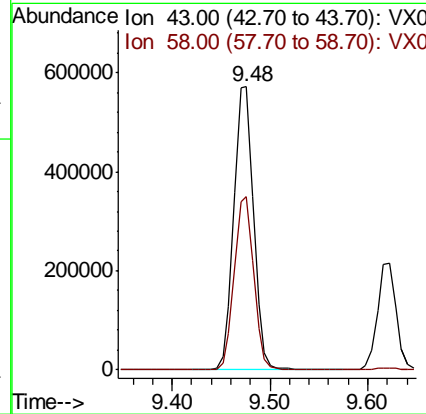
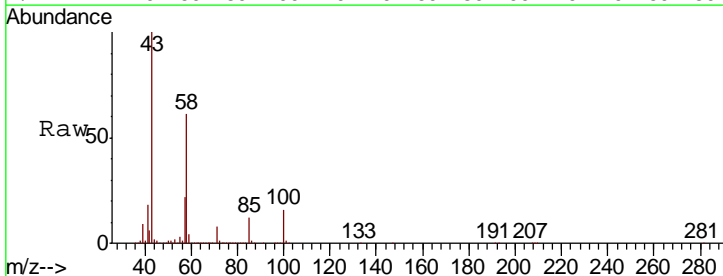
**Instrument :**  
 MSVOA\_X  
**ClientSampled :**  
 SS043MW014-200610MS

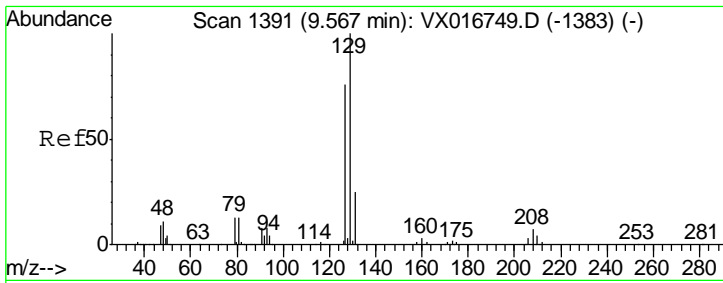
Tgt Ion	Resp	Lower	Upper
76	100		
78	32.4	25.7	38.5



#59  
 2-Hexanone  
 Concen: 259.005 ug/l  
 RT: 9.48 min Scan# 1376  
 Delta R.T. 0.01 min  
 Lab File: VX016792.D  
 Acq: 16 Jun 2020 20:01

Tgt Ion	Resp	Lower	Upper
43	100		
58	60.5	29.9	89.8

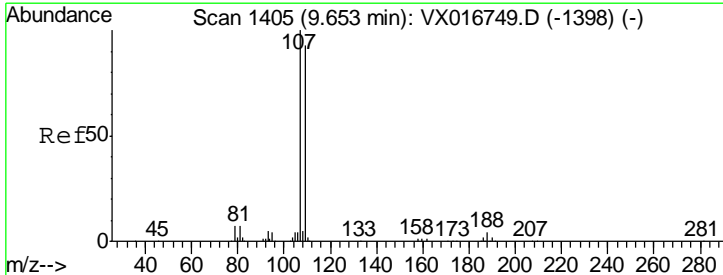
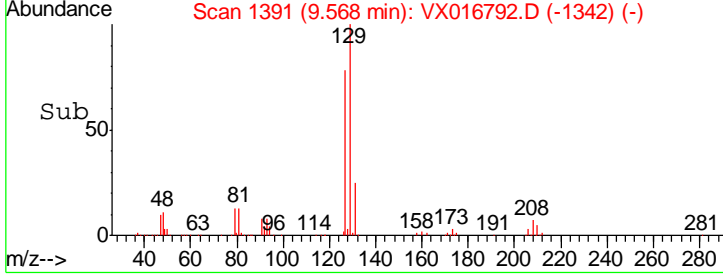
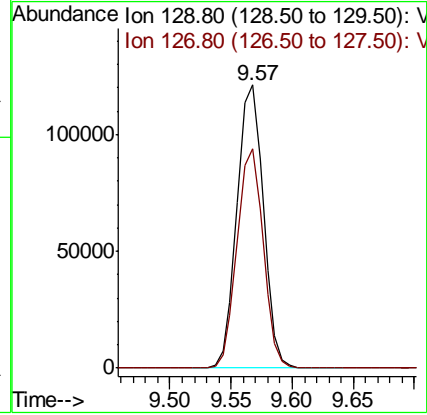
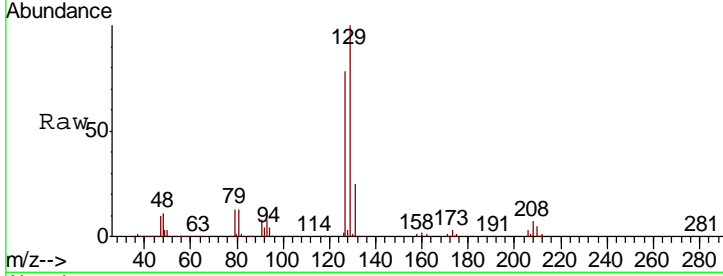




#60  
 Dibromochloromethane  
 Concen: 50.508 ug/l  
 RT: 9.57 min Scan# 1391  
 Delta R.T. 0.00 min  
 Lab File: VX016792.D  
 Acq: 16 Jun 2020 20:01

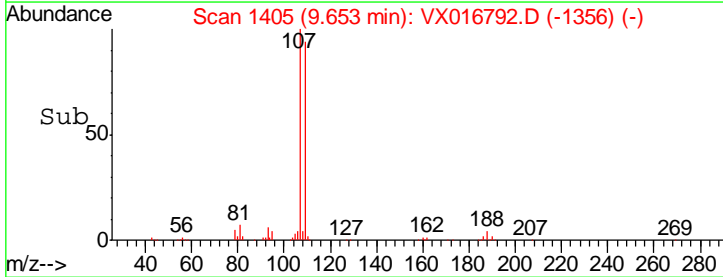
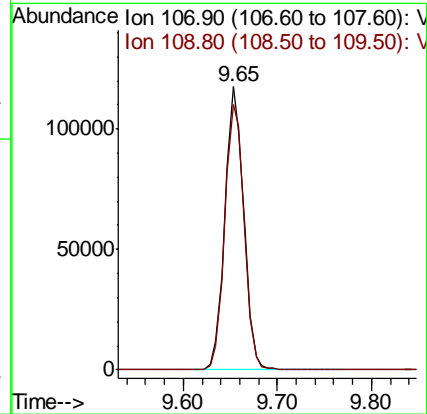
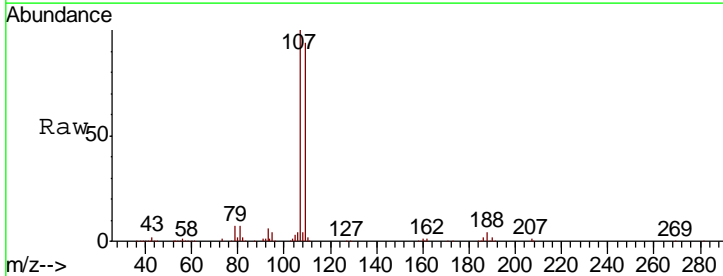
Instrument :  
 MSVOA\_X  
 ClientSampled :  
 SS043MW014-200610MS

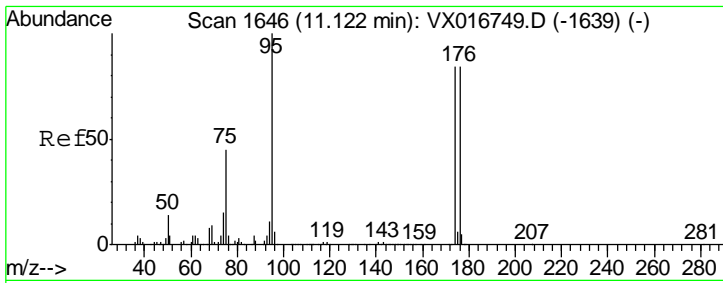
Tgt Ion:129 Resp: 180597  
 Ion Ratio Lower Upper  
 129 100  
 127 77.0 38.7 116.1



#61  
 1,2-Dibromoethane  
 Concen: 49.434 ug/l  
 RT: 9.65 min Scan# 1405  
 Delta R.T. 0.00 min  
 Lab File: VX016792.D  
 Acq: 16 Jun 2020 20:01

Tgt Ion:107 Resp: 162993  
 Ion Ratio Lower Upper  
 107 100  
 109 96.7 74.2 111.4

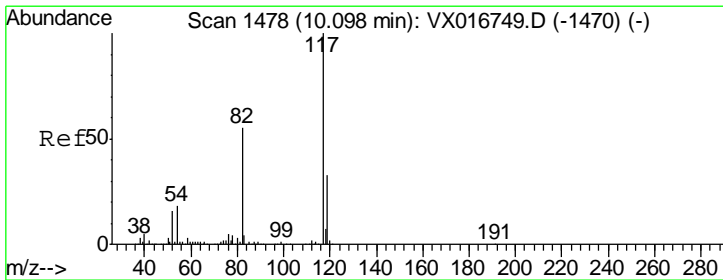
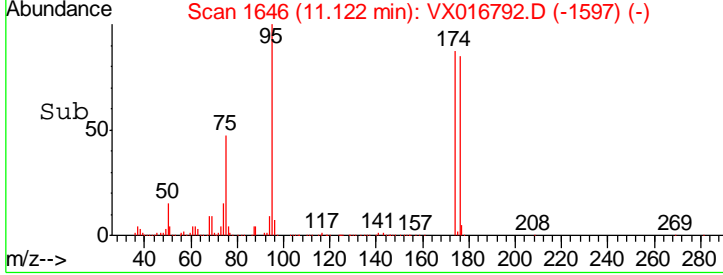
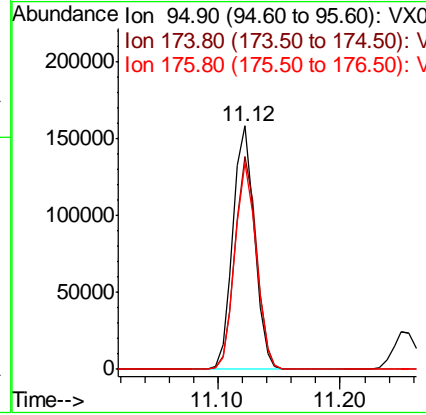
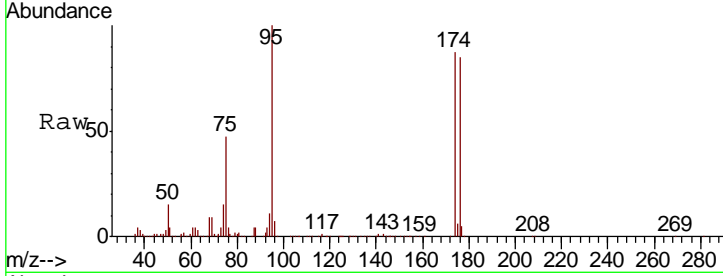




#62  
 4-Bromofluorobenzene  
 Concen: 51.613 ug/l  
 RT: 11.12 min Scan# 1646  
 Delta R.T. 0.00 min  
 Lab File: VX016792.D  
 Acq: 16 Jun 2020 20:01

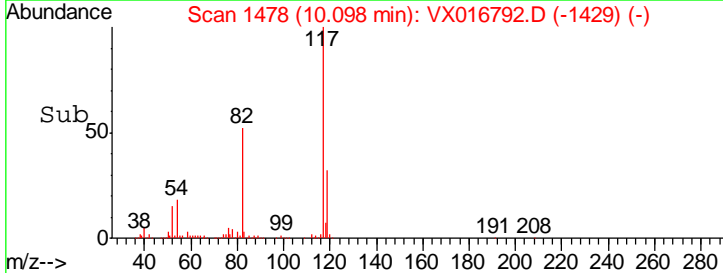
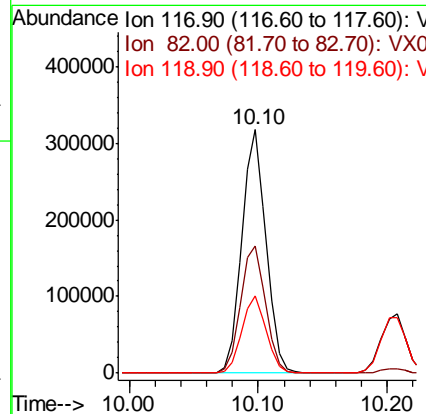
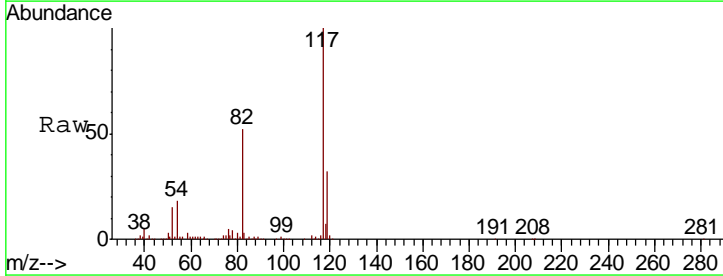
Instrument : MSVOA\_X  
 ClientSampled : SS043MW014-200610MS

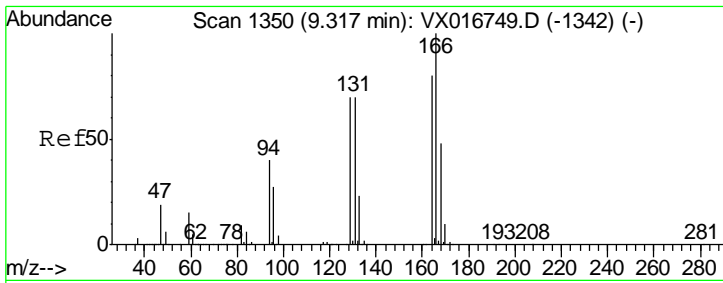
Tgt Ion	Resp	Lower	Upper
95	193321		
174	86.9	0.0	171.0
176	83.6	0.0	166.2



#63  
 Chlorobenzene-d5  
 Concen: 50.000 ug/l  
 RT: 10.10 min Scan# 1478  
 Delta R.T. 0.00 min  
 Lab File: VX016792.D  
 Acq: 16 Jun 2020 20:01

Tgt Ion	Resp	Lower	Upper
117	412782		
82	52.3	43.8	65.6
119	31.7	26.2	39.4

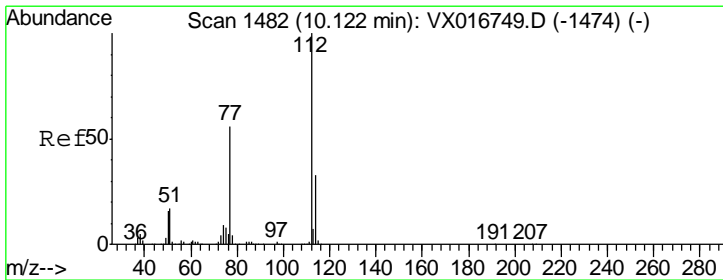
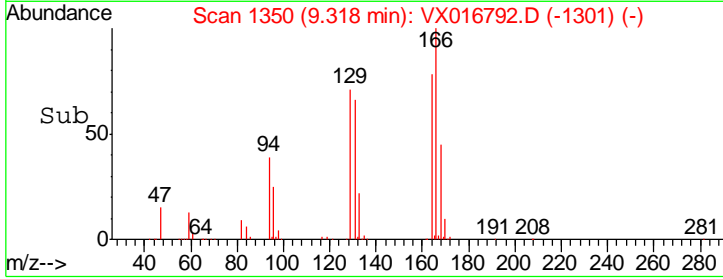
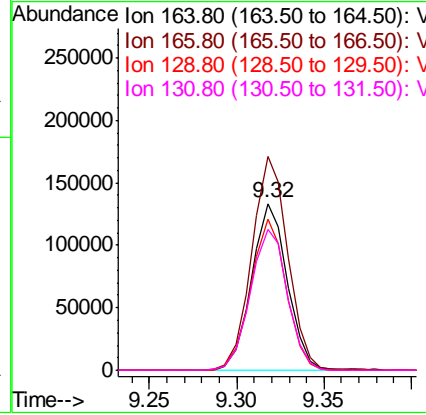
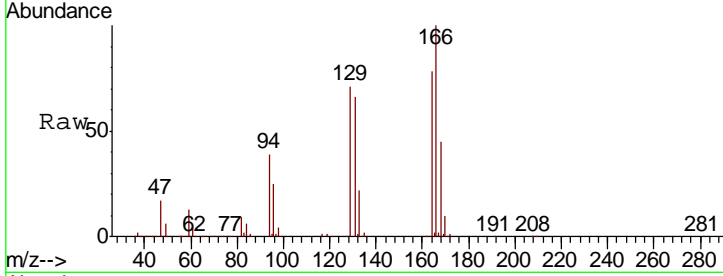




#64  
 Tetrachloroethene  
 Concen: 47.594 ug/l  
 RT: 9.32 min Scan# 1350  
 Delta R.T. 0.00 min  
 Lab File: VX016792.D  
 Acq: 16 Jun 2020 20:01

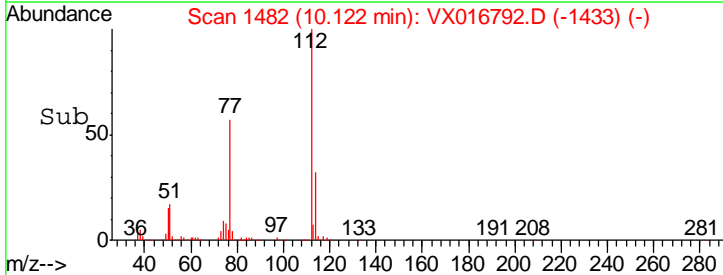
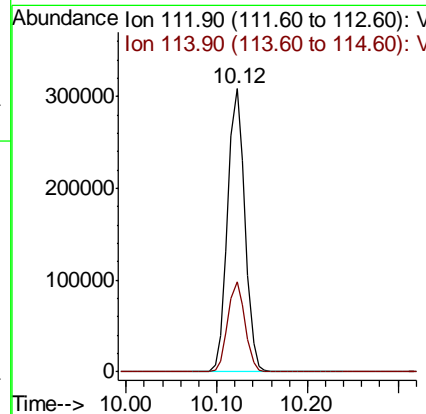
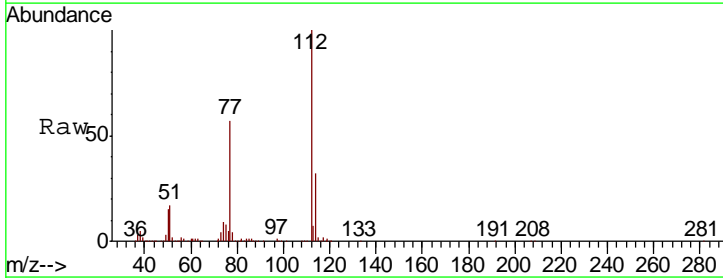
Instrument : MSVOA\_X  
 ClientSampled : SS043MW014-200610MS

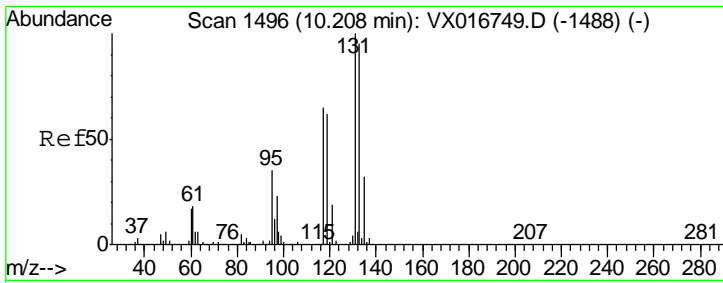
Tgt Ion	Resp	Lower	Upper
164	100		
166	128.3	100.6	150.8
129	91.1	70.1	105.1
131	84.5	70.8	106.2



#65  
 Chlorobenzene  
 Concen: 49.145 ug/l  
 RT: 10.12 min Scan# 1482  
 Delta R.T. 0.00 min  
 Lab File: VX016792.D  
 Acq: 16 Jun 2020 20:01

Tgt Ion	Resp	Lower	Upper
112	100		
114	32.0	26.2	39.4

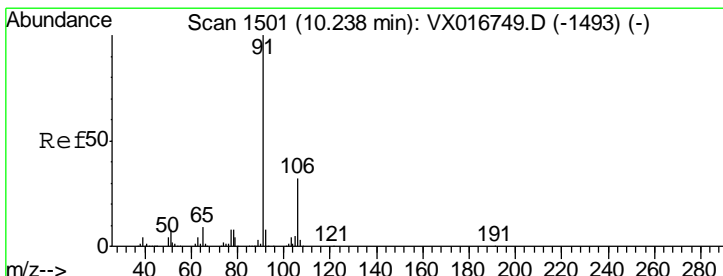
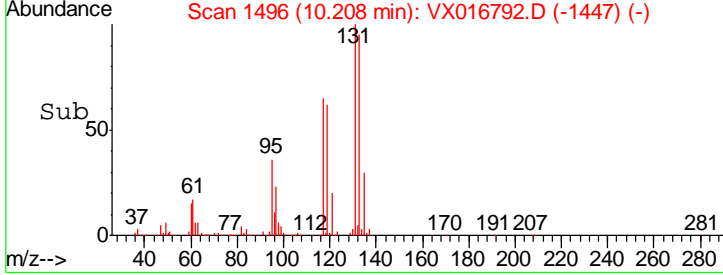
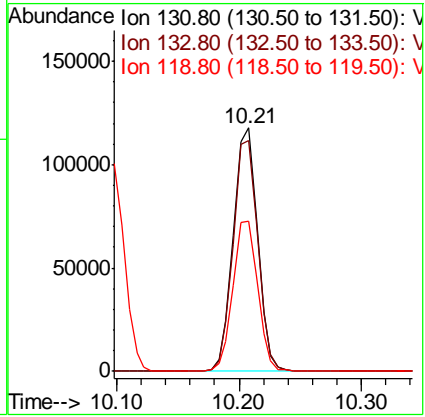
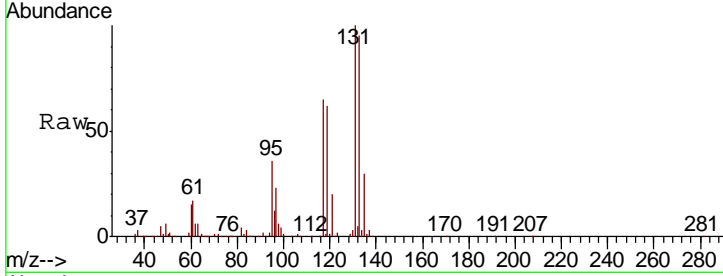




#66  
 1,1,1,2-Tetrachloroethane  
 Concen: 48.413 ug/l  
 RT: 10.21 min Scan# 1496  
 Delta R.T. 0.00 min  
 Lab File: VX016792.D  
 Acq: 16 Jun 2020 20:01

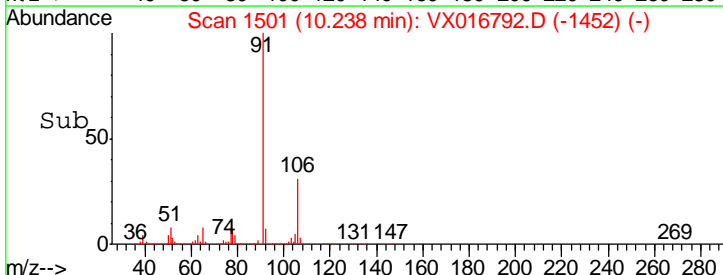
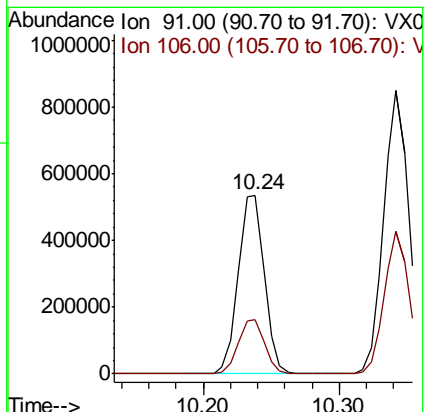
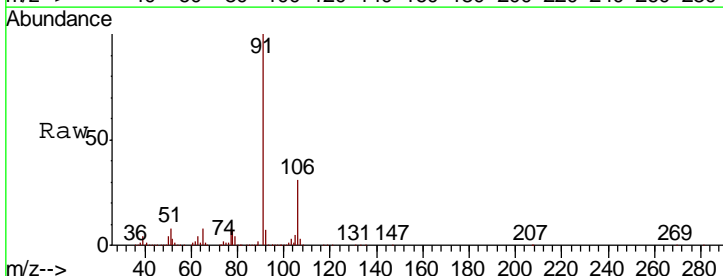
Instrument : MSVOA\_X  
 ClientSampled : SS043MW014-200610MS

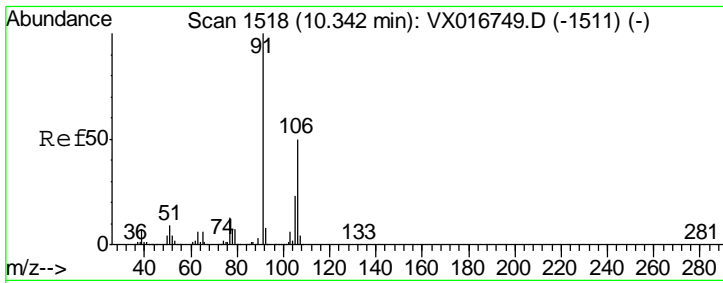
Tgt Ion	Resp	Lower	Upper
131	100		
133	96.1	46.8	140.3
119	62.8	31.4	94.0



#67  
 Ethyl Benzene  
 Concen: 50.659 ug/l  
 RT: 10.24 min Scan# 1501  
 Delta R.T. 0.00 min  
 Lab File: VX016792.D  
 Acq: 16 Jun 2020 20:01

Tgt Ion	Resp	Lower	Upper
91	100		
106	30.6	25.3	37.9

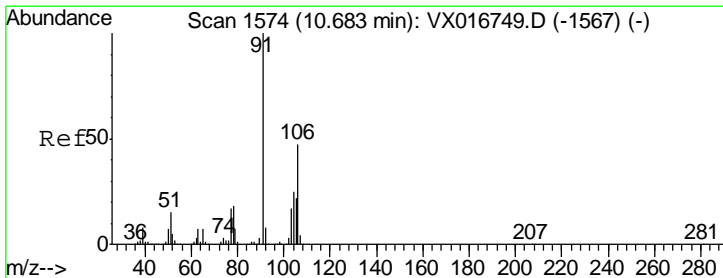
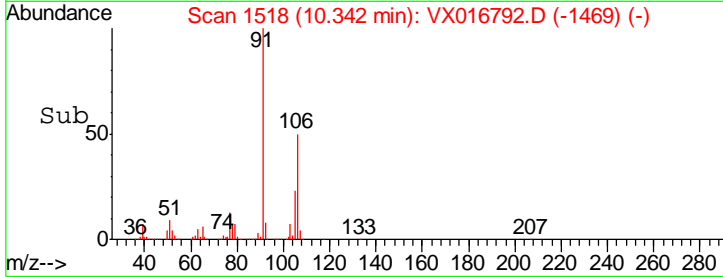
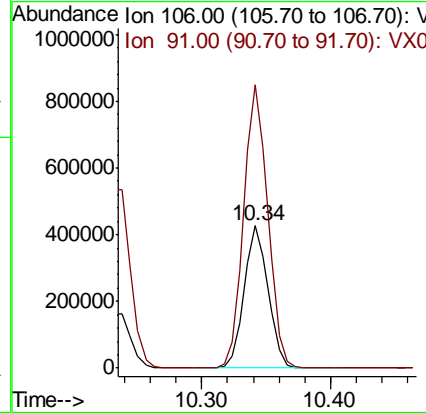
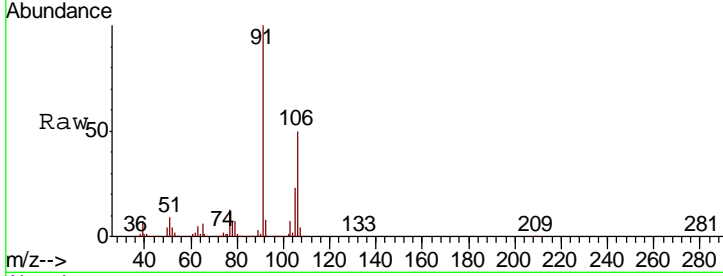




#68  
 m/p-Xylenes  
 Concen: 101.855 ug/l  
 RT: 10.34 min Scan# 1518  
 Delta R.T. 0.00 min  
 Lab File: VX016792.D  
 Acq: 16 Jun 2020 20:01

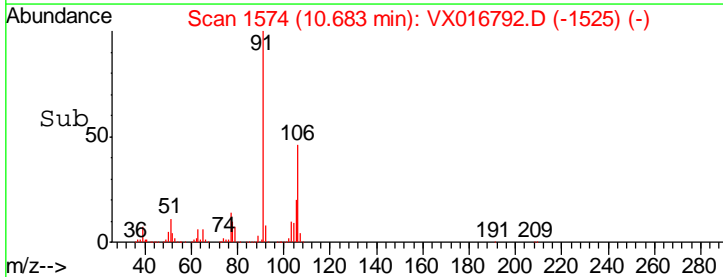
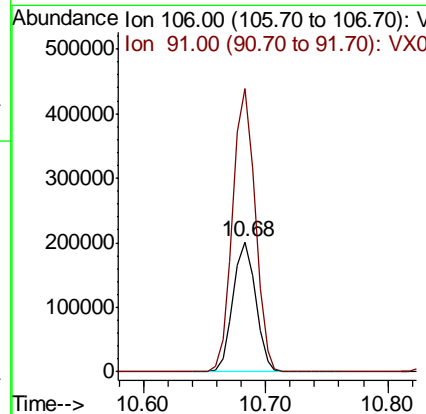
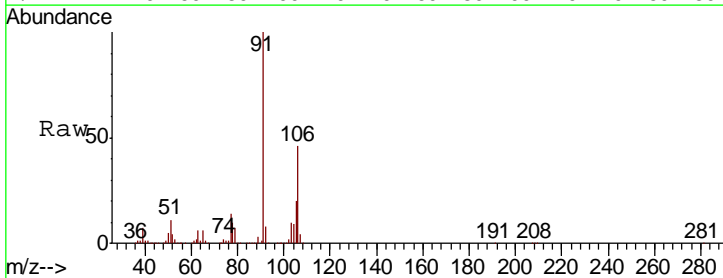
Instrument : MSVOA\_X  
 ClientSampled : SS043MW014-200610MS

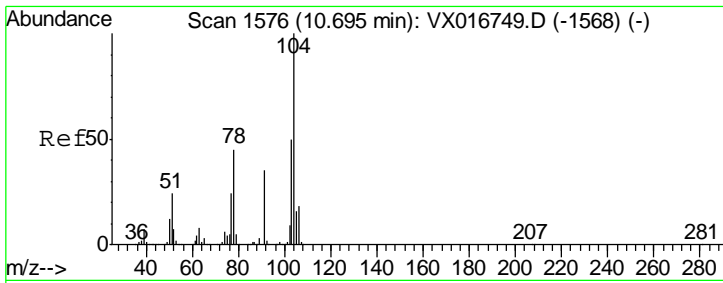
Tgt Ion	Resp	Lower	Upper
106	546824		
91	200.8	161.2	241.8



#69  
 o-Xylene  
 Concen: 49.725 ug/l  
 RT: 10.68 min Scan# 1574  
 Delta R.T. 0.00 min  
 Lab File: VX016792.D  
 Acq: 16 Jun 2020 20:01

Tgt Ion	Resp	Lower	Upper
106	257182		
91	217.2	106.9	320.8

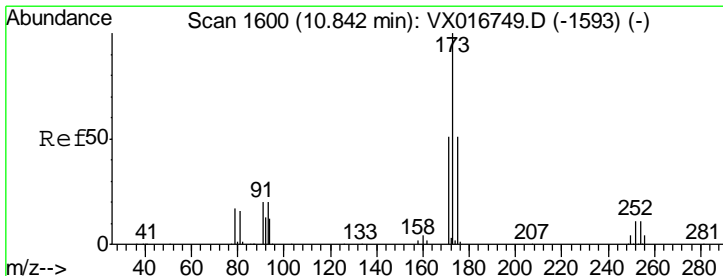
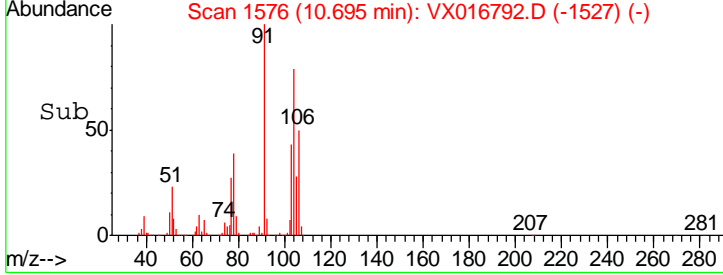
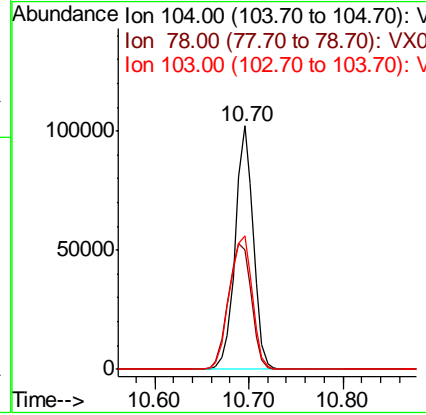
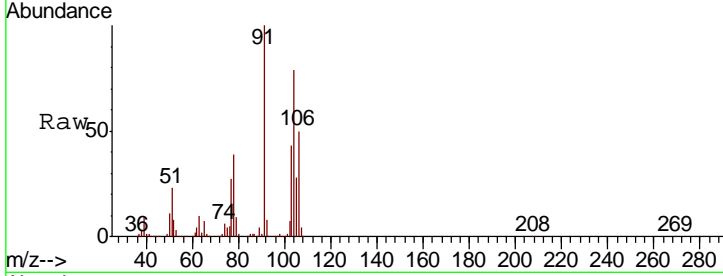




#70  
 Styrene  
 Concen: 15.196 ug/l  
 RT: 10.70 min Scan# 1576  
 Delta R.T. 0.00 min  
 Lab File: VX016792.D  
 Acq: 16 Jun 2020 20:01

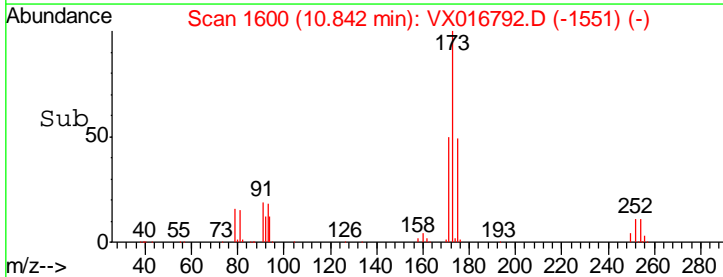
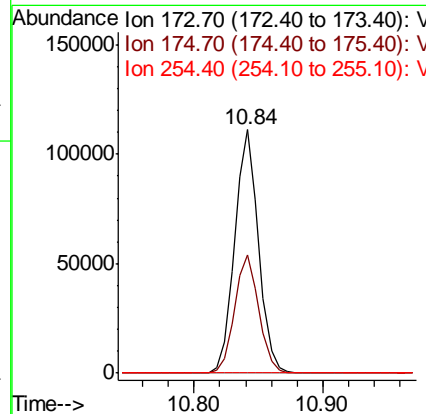
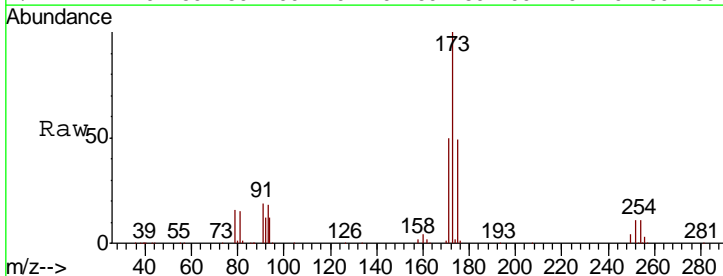
Instrument : MSVOA\_X  
 ClientSampled : SS043MW014-200610MS

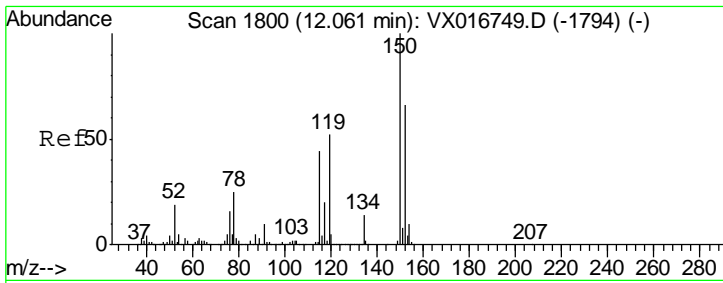
Tgt Ion	Resp	Lower	Upper
104	135865		
78	65.7	39.8	59.8#
103	68.8	43.4	65.2#



#71  
 Bromoform  
 Concen: 50.247 ug/l  
 RT: 10.84 min Scan# 1600  
 Delta R.T. 0.00 min  
 Lab File: VX016792.D  
 Acq: 16 Jun 2020 20:01

Tgt Ion	Resp	Lower	Upper
173	143249		
175	49.5	25.1	75.4
254	0.2	0.1	0.1#

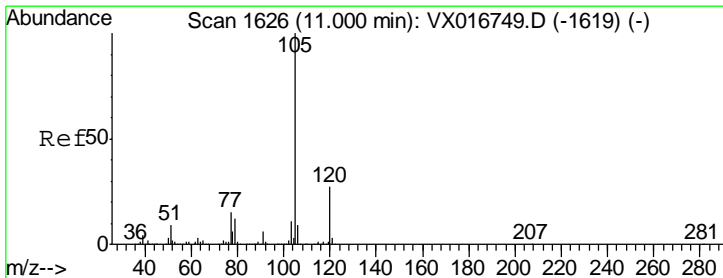
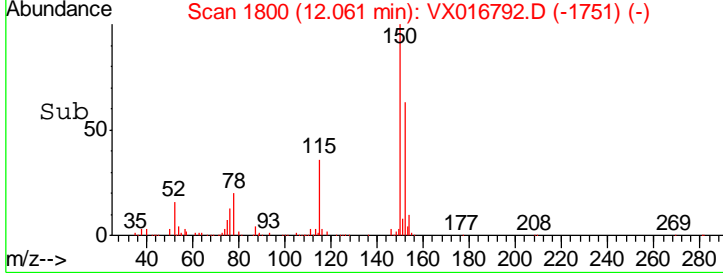
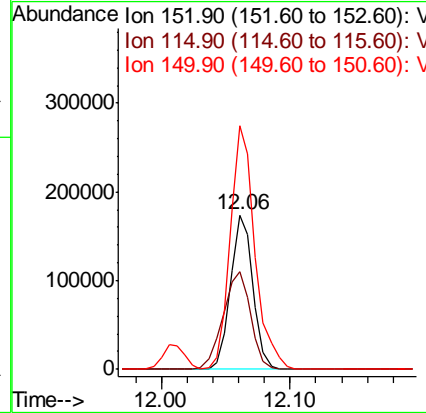
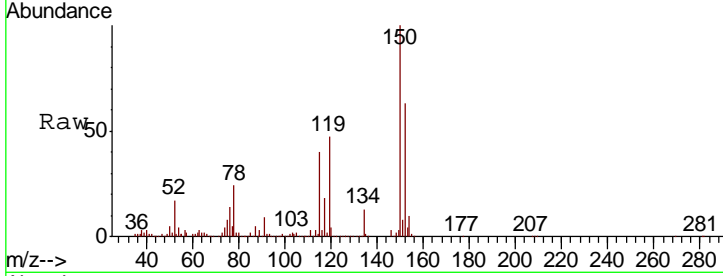




#72  
 1,4-Dichlorobenzene-d4  
 Concen: 50.000 ug/l  
 RT: 12.06 min Scan# 1800  
 Delta R.T. 0.00 min  
 Lab File: VX016792.D  
 Acq: 16 Jun 2020 20:01

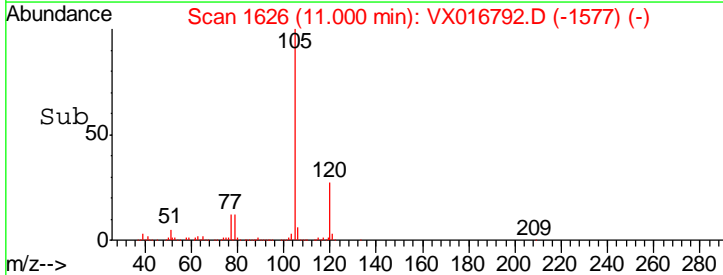
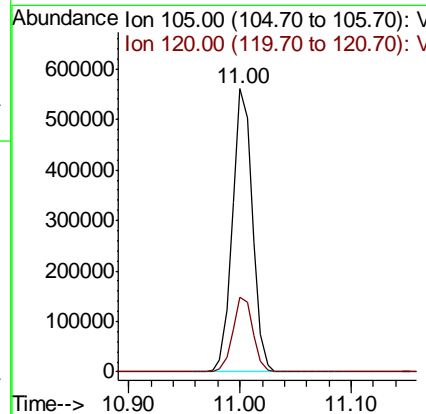
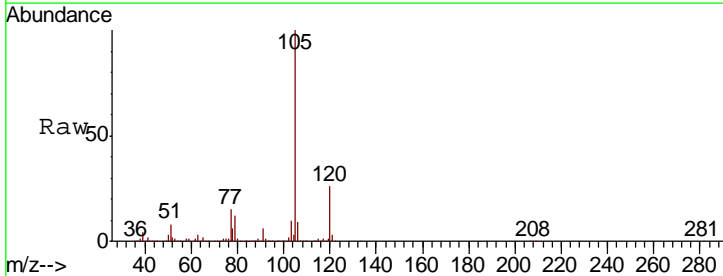
Instrument : MSVOA\_X  
 ClientSampled : SS043MW014-200610MS

Tgt Ion	Resp	Lower	Upper
152	100		
115	77.6	40.3	120.8
150	173.3	0.0	337.4

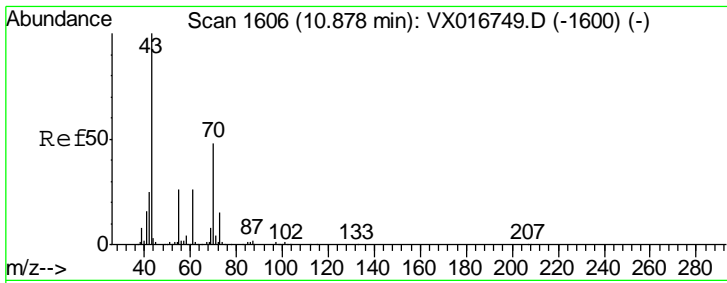


#73  
 Isopropylbenzene  
 Concen: 49.828 ug/l  
 RT: 11.00 min Scan# 1626  
 Delta R.T. 0.00 min  
 Lab File: VX016792.D  
 Acq: 16 Jun 2020 20:01

Tgt Ion	Resp	Lower	Upper
105	100		
120	26.5	13.2	39.5



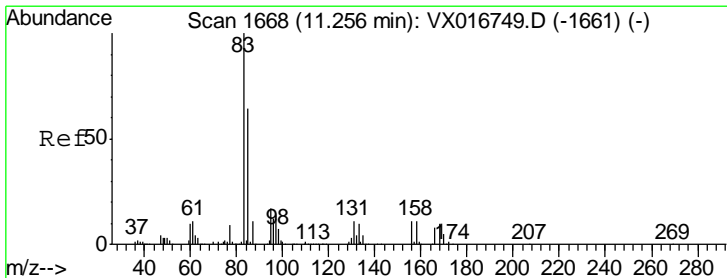
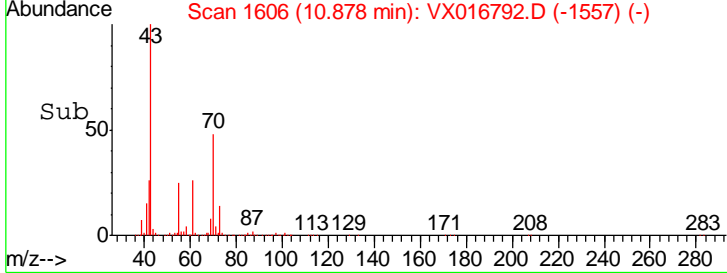
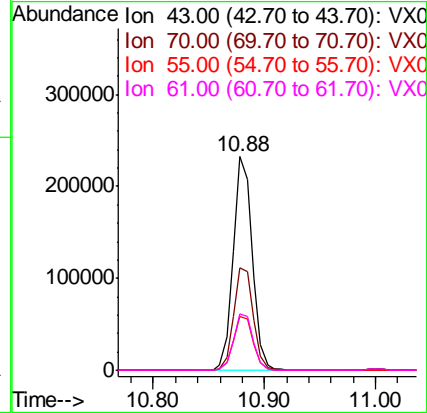





#74  
 N-amyl acetate  
 Concen: 50.432 ug/l  
 RT: 10.88 min Scan# 1606  
 Delta R.T. 0.00 min  
 Lab File: VX016792.D  
 Acq: 16 Jun 2020 20:01

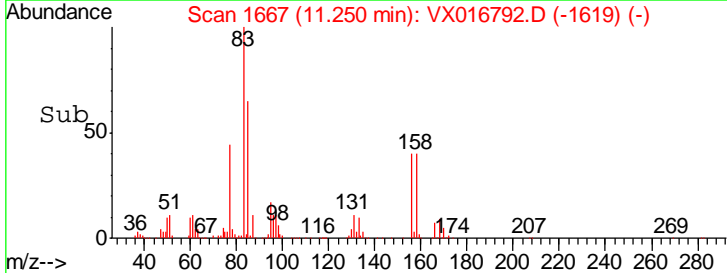
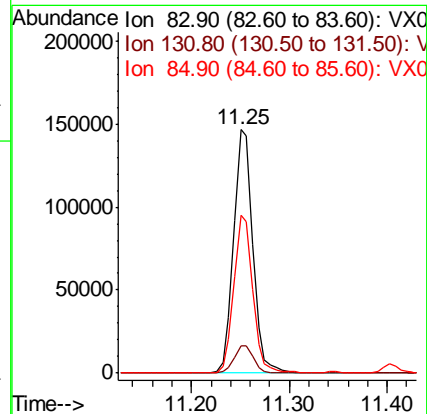
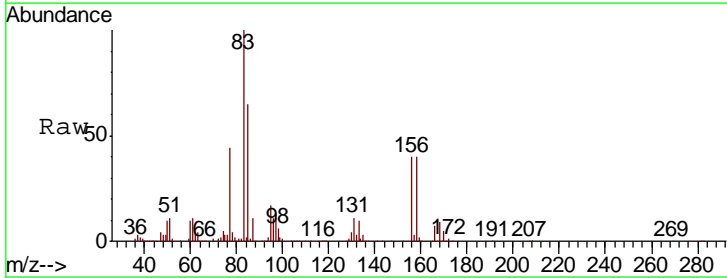
Instrument : MSVOA\_X  
 ClientSampled : SS043MW014-200610MS

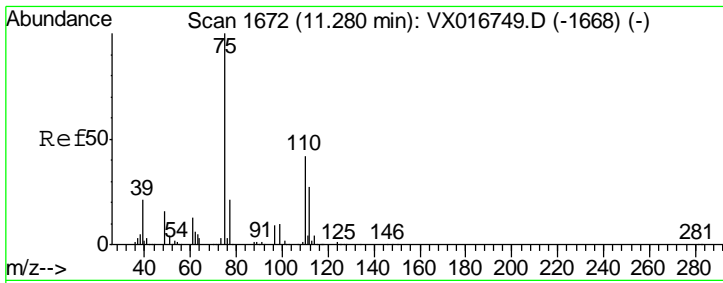
Tgt Ion	Resp	Lower	Upper
43	100		
70	49.2	39.8	59.6
55	26.2	21.7	32.5
61	27.1	21.6	32.4



#75  
 1,1,2,2-Tetrachloroethane  
 Concen: 48.736 ug/l  
 RT: 11.25 min Scan# 1667  
 Delta R.T. -0.01 min  
 Lab File: VX016792.D  
 Acq: 16 Jun 2020 20:01

Tgt Ion	Resp	Lower	Upper
83	100		
131	11.1	5.7	17.0
85	64.3	32.4	97.2

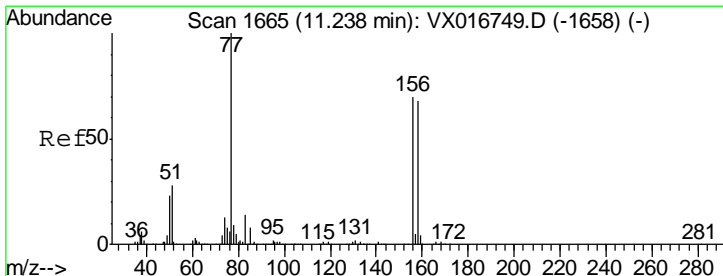
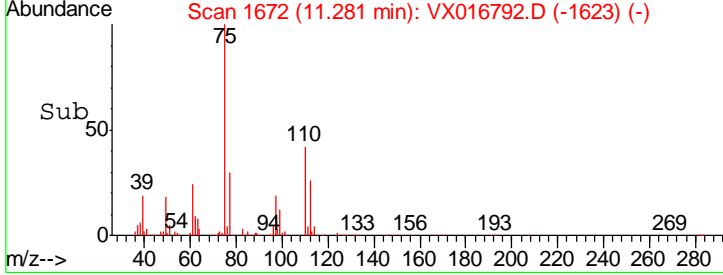
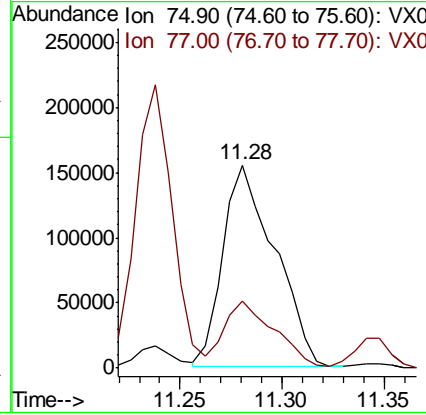
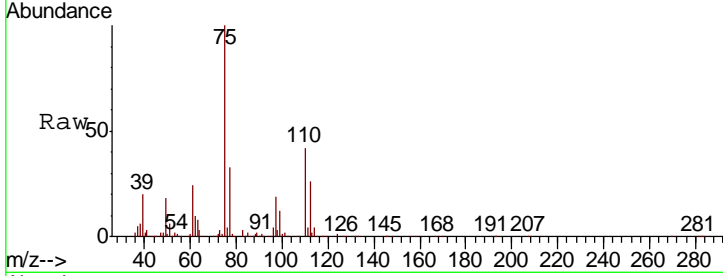




#76  
 1,2,3-Trichloropropane  
 Concen: 61.210 ug/l  
 RT: 11.28 min Scan# 1672  
 Delta R.T. 0.00 min  
 Lab File: VX016792.D  
 Acq: 16 Jun 2020 20:01

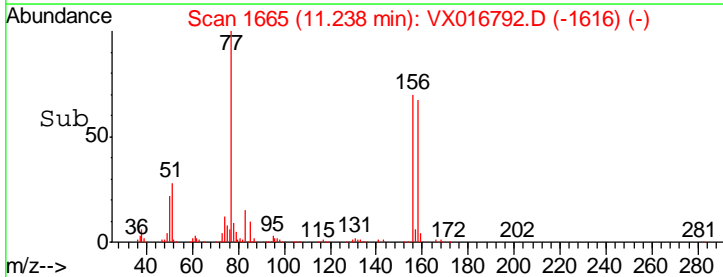
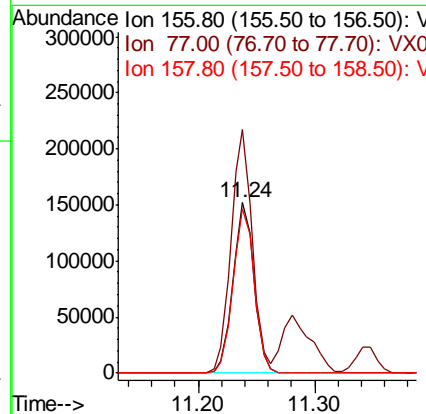
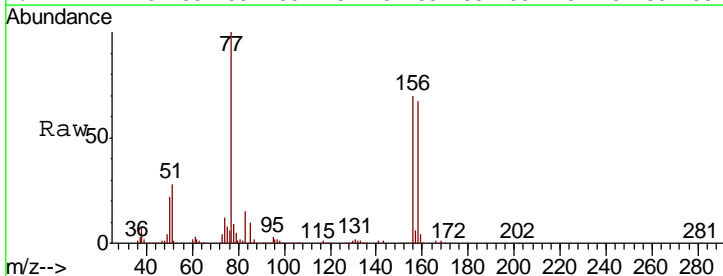
Instrument : MSVOA\_X  
 ClientSampleId : SS043MW014-200610MS

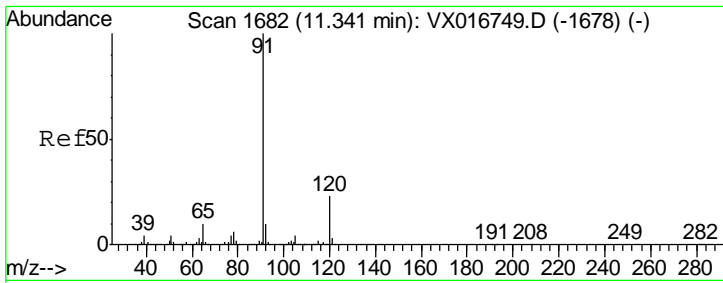
Tgt Ion	Resp	Lower	Upper
75	100		
77	32.1	20.3	60.9



#77  
 Bromobenzene  
 Concen: 48.278 ug/l  
 RT: 11.24 min Scan# 1665  
 Delta R.T. 0.00 min  
 Lab File: VX016792.D  
 Acq: 16 Jun 2020 20:01

Tgt Ion	Resp	Lower	Upper
156	100		
77	144.0	73.2	219.6
158	97.4	48.8	146.4

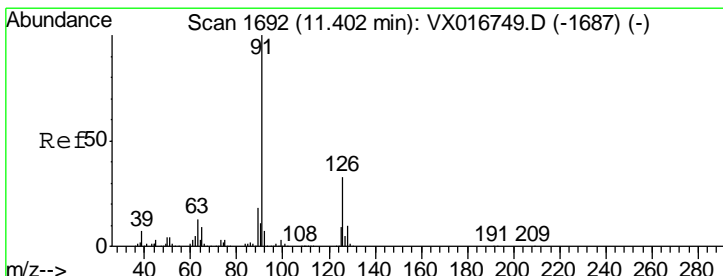
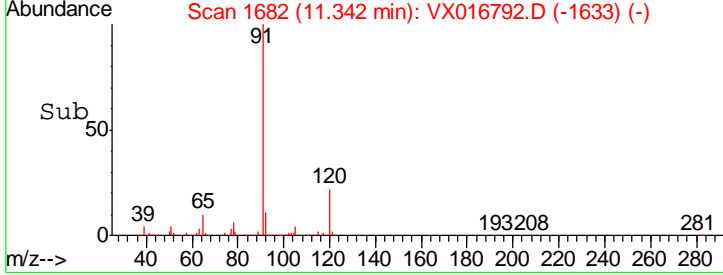
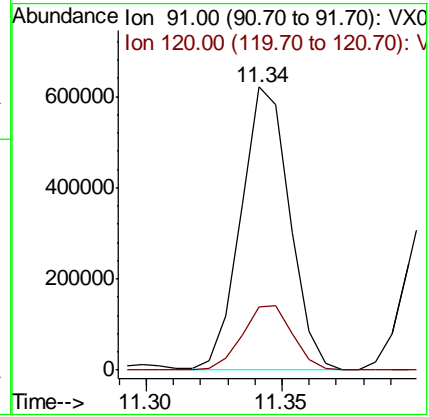
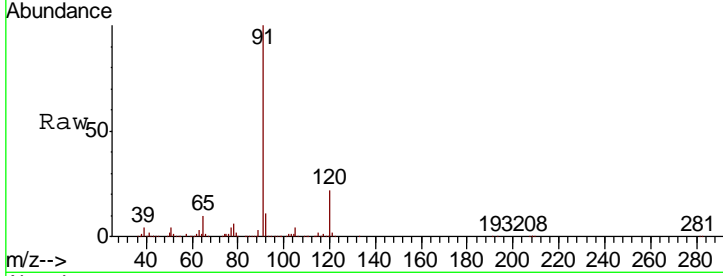




#78  
 n-propylbenzene  
 Concen: 50.450 ug/l  
 RT: 11.34 min Scan# 1682  
 Delta R.T. 0.00 min  
 Lab File: VX016792.D  
 Acq: 16 Jun 2020 20:01

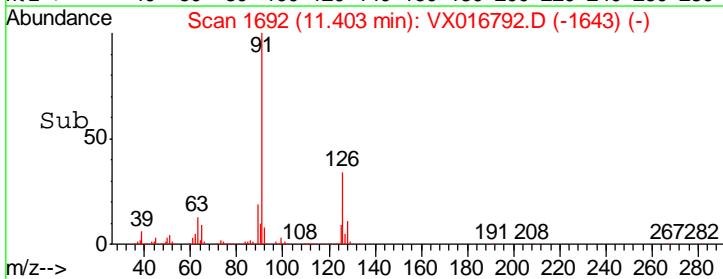
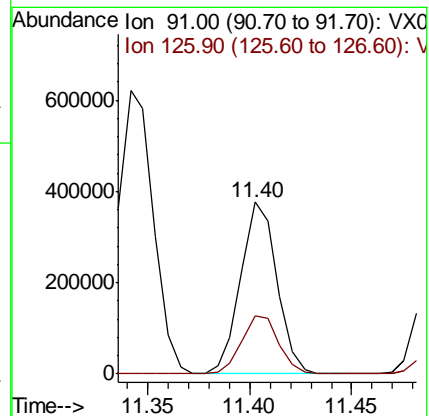
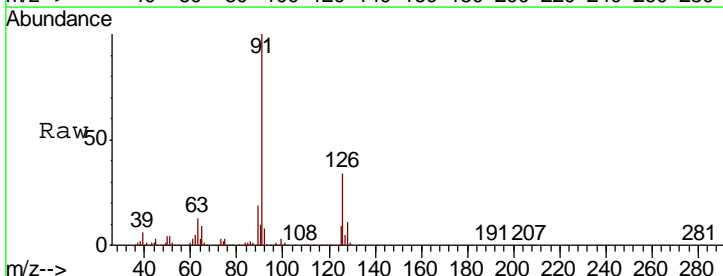
Instrument : MSVOA\_X  
 ClientSampled : SS043MW014-200610MS

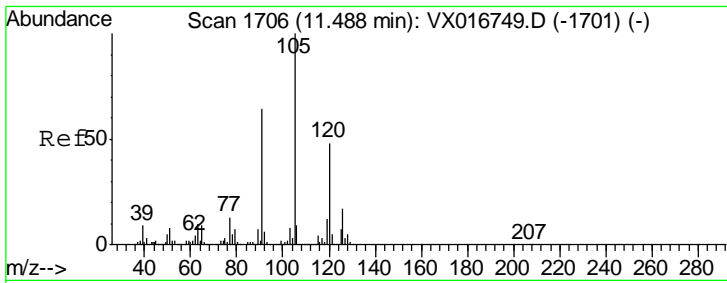
Tgt Ion	Resp	Lower	Upper
91	100		
120	23.6	12.0	36.0



#79  
 2-Chlorotoluene  
 Concen: 48.380 ug/l  
 RT: 11.40 min Scan# 1692  
 Delta R.T. 0.00 min  
 Lab File: VX016792.D  
 Acq: 16 Jun 2020 20:01

Tgt Ion	Resp	Lower	Upper
91	100		
126	34.6	17.2	51.5

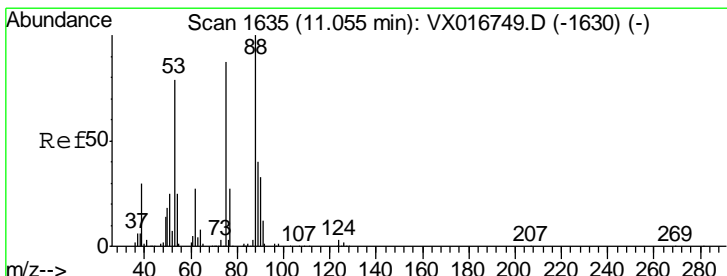
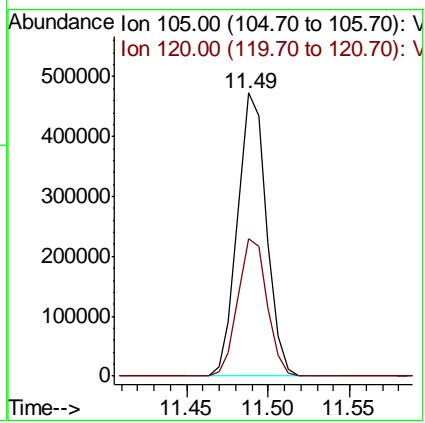
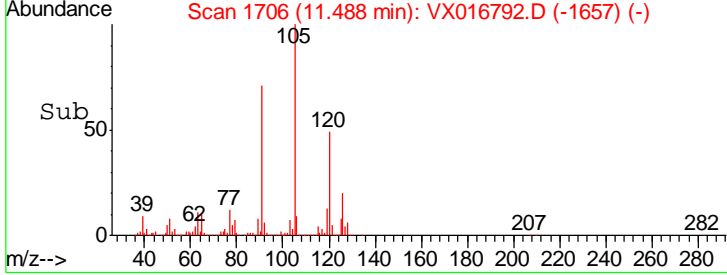
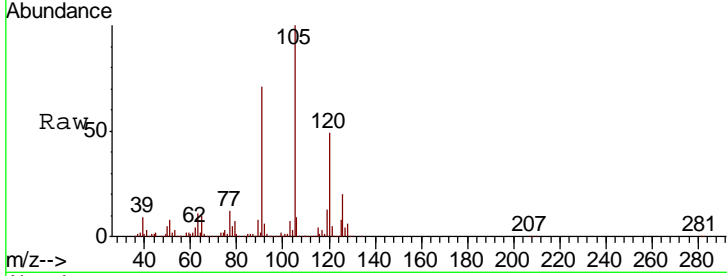




#80  
 1,3,5-Trimethylbenzene  
 Concen: 49.963 ug/l  
 RT: 11.49 min Scan# 1706  
 Delta R.T. 0.00 min  
 Lab File: VX016792.D  
 Acq: 16 Jun 2020 20:01

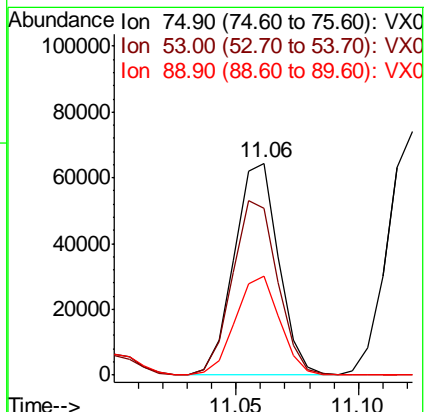
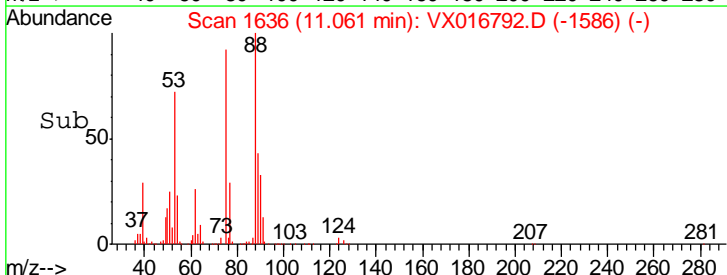
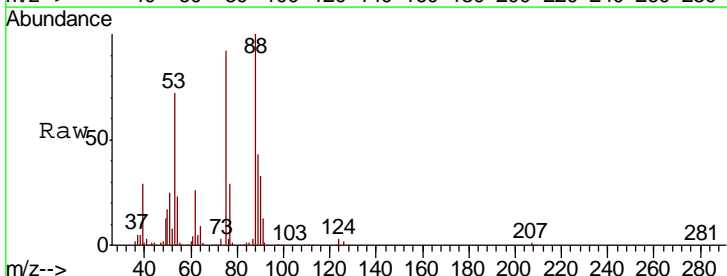
Instrument : MSVOA\_X  
 ClientSampled : SS043MW014-200610MS

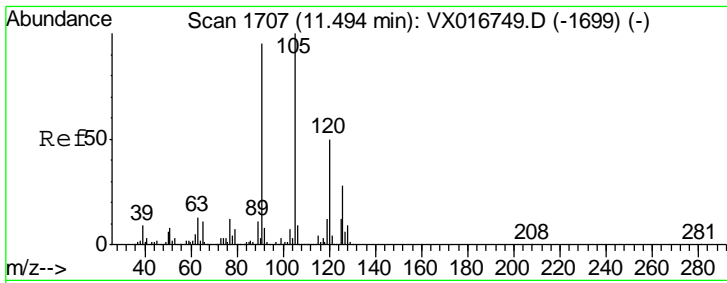
Tgt Ion	Resp	Lower	Upper
105	100		
120	49.3	24.4	73.4



#81  
 trans-1,4-Dichloro-2-butene  
 Concen: 45.650 ug/l  
 RT: 11.06 min Scan# 1636  
 Delta R.T. 0.01 min  
 Lab File: VX016792.D  
 Acq: 16 Jun 2020 20:01

Tgt Ion	Resp	Lower	Upper
75	100		
53	84.3	71.4	107.0
89	47.0	39.1	58.7

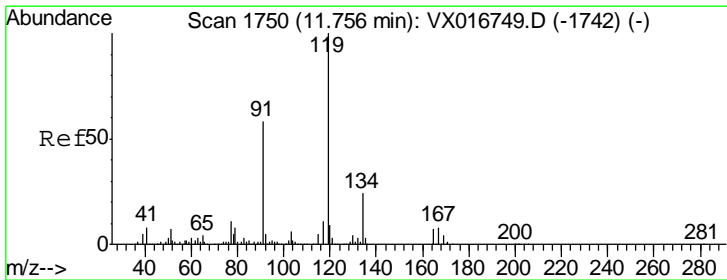
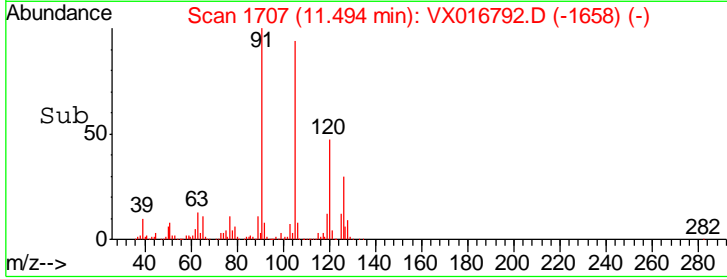
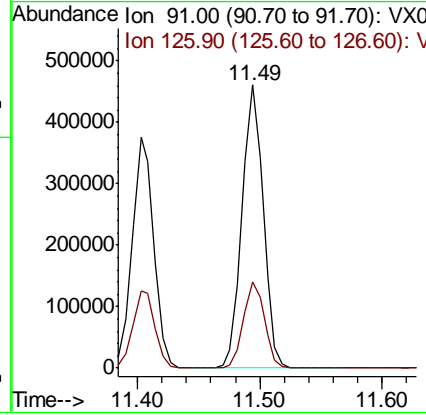
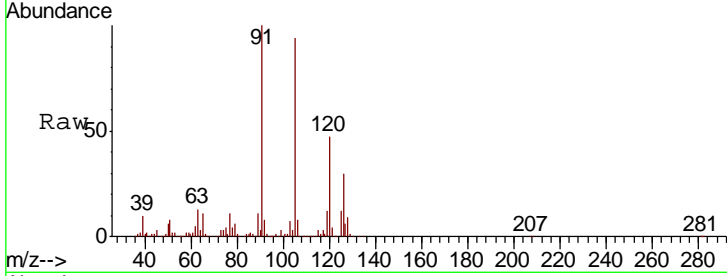




#82  
 4-Chlorotoluene  
 Concen: 48.911 ug/l  
 RT: 11.49 min Scan# 1707  
 Delta R.T. 0.00 min  
 Lab File: VX016792.D  
 Acq: 16 Jun 2020 20:01

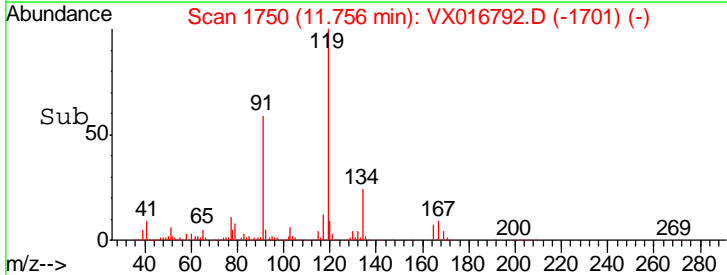
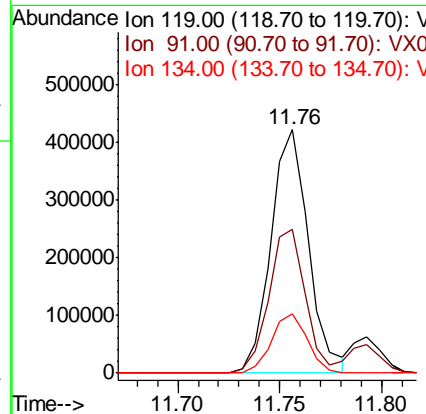
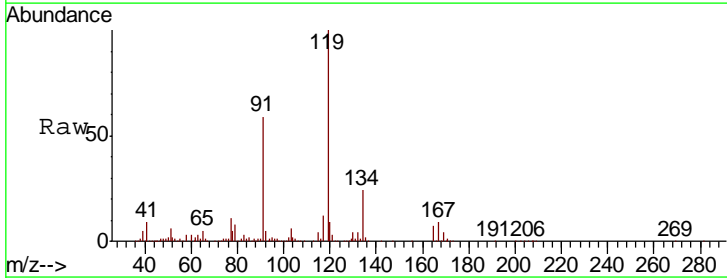
Instrument : MSVOA\_X  
 ClientSampled : SS043MW014-200610MS

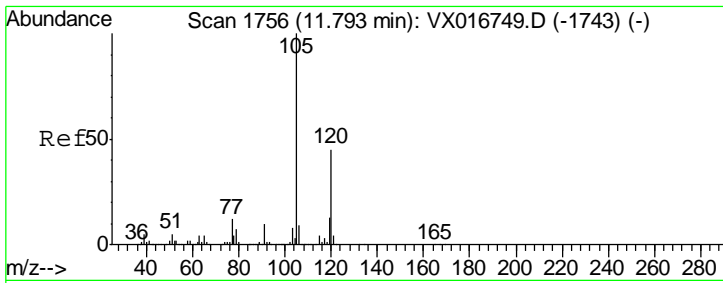
Tgt Ion	Resp	Lower	Upper
91	100		
126	30.3	15.2	45.6



#83  
 tert-Butylbenzene  
 Concen: 50.442 ug/l  
 RT: 11.76 min Scan# 1750  
 Delta R.T. 0.00 min  
 Lab File: VX016792.D  
 Acq: 16 Jun 2020 20:01

Tgt Ion	Resp	Lower	Upper
119	100		
91	57.4	29.3	88.0
134	23.5	11.8	35.3

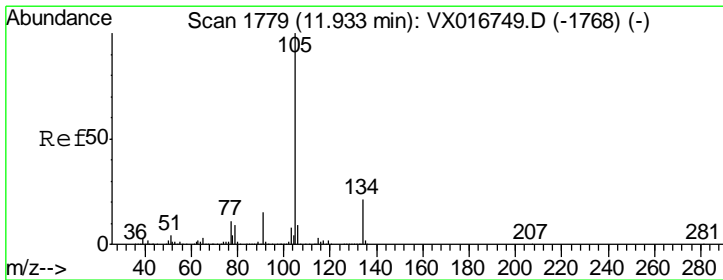
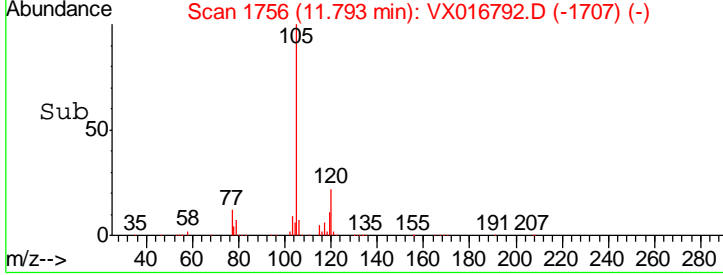
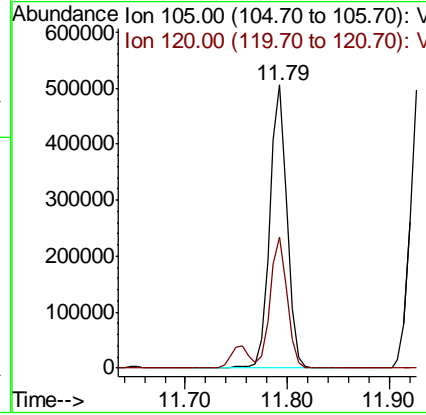
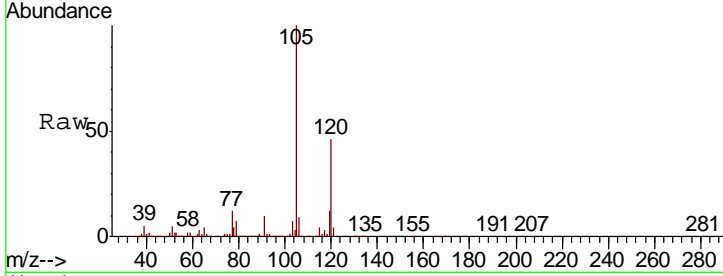




#84  
 1,2,4-Trimethylbenzene  
 Concen: 50.128 ug/l  
 RT: 11.79 min Scan# 1756  
 Delta R.T. 0.00 min  
 Lab File: VX016792.D  
 Acq: 16 Jun 2020 20:01

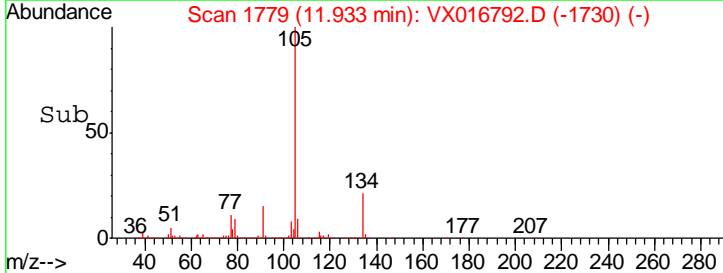
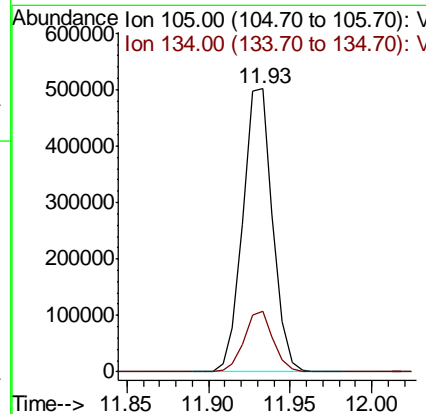
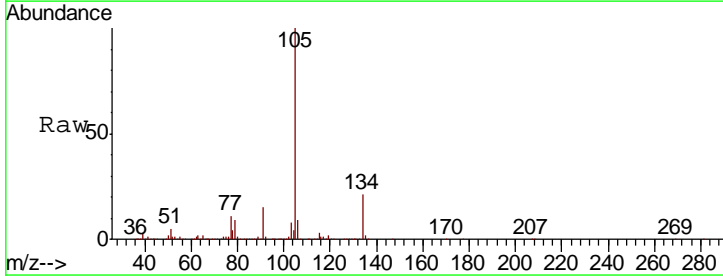
Instrument : MSVOA\_X  
 ClientSampleId : SS043MW014-200610MS

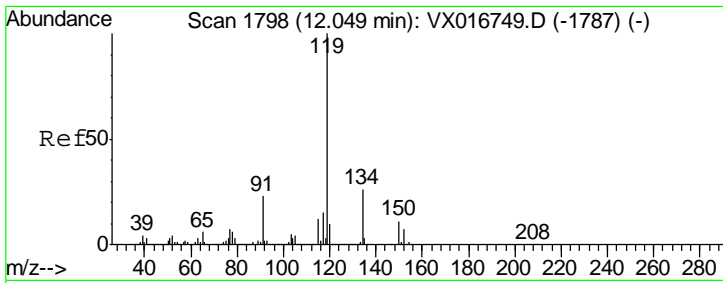
Tgt Ion	Resp	Lower	Upper
105	100		
120	45.4	22.6	67.8



#85  
 sec-Butylbenzene  
 Concen: 50.851 ug/l  
 RT: 11.93 min Scan# 1779  
 Delta R.T. 0.00 min  
 Lab File: VX016792.D  
 Acq: 16 Jun 2020 20:01

Tgt Ion	Resp	Lower	Upper
105	100		
134	20.9	10.3	30.8

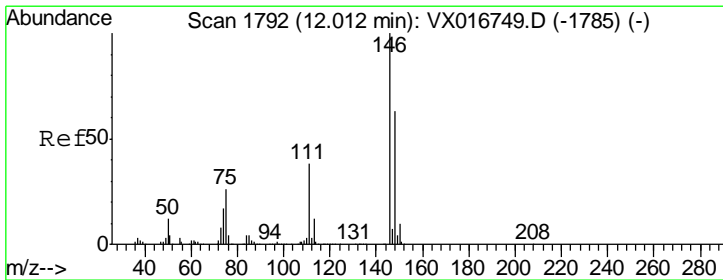
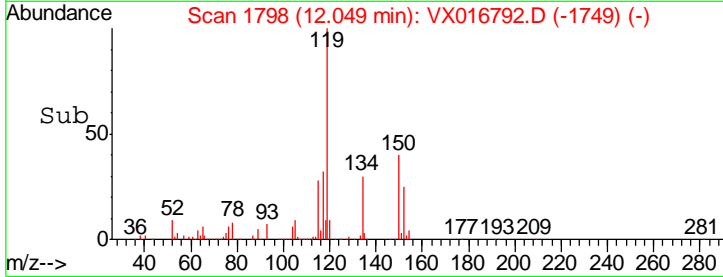
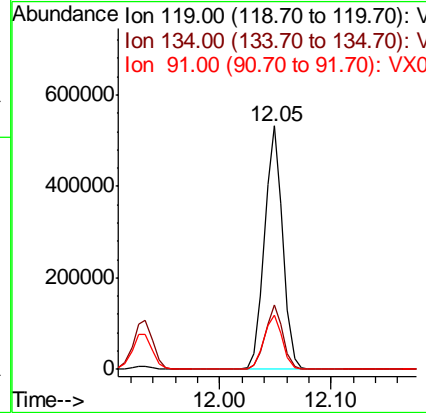
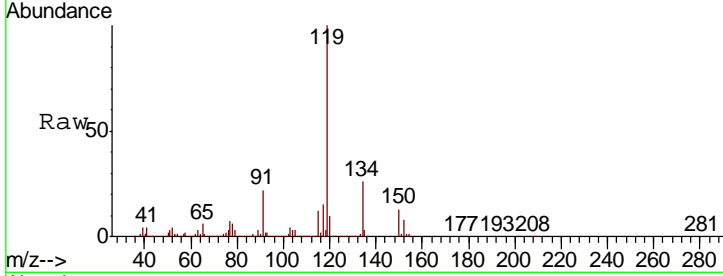




#86  
 p-Isopropyltoluene  
 Concen: 50.595 ug/l  
 RT: 12.05 min Scan# 1798  
 Delta R.T. 0.00 min  
 Lab File: VX016792.D  
 Acq: 16 Jun 2020 20:01

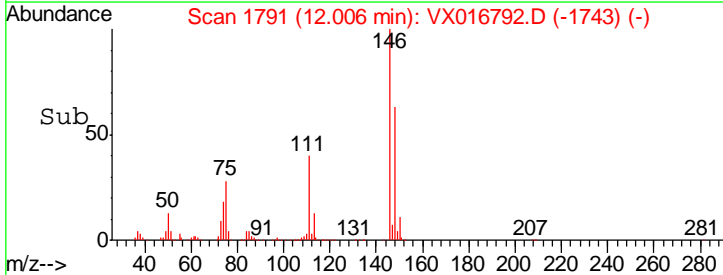
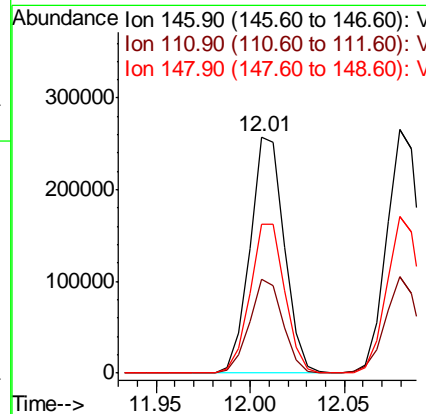
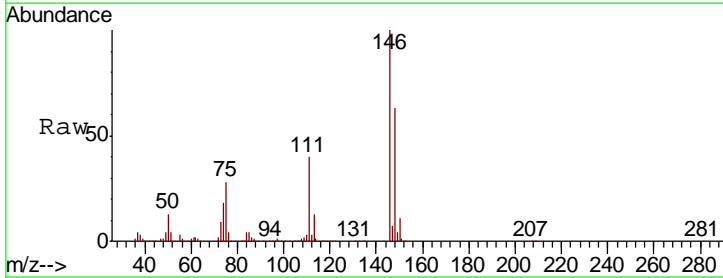
Instrument : MSVOA\_X  
 ClientSampled : SS043MW014-200610MS

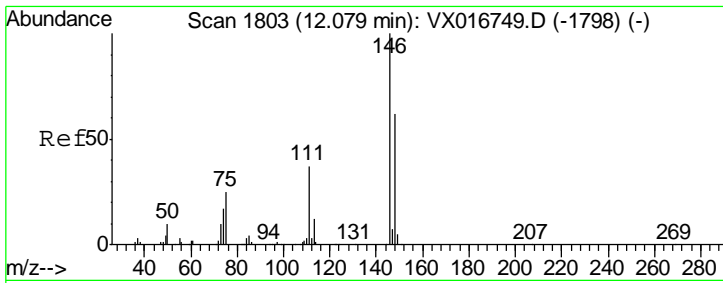
Tgt Ion	Resp	Lower	Upper
119	608183		
134	25.8	13.0	38.9
91	22.5	11.6	34.7



#87  
 1,3-Dichlorobenzene  
 Concen: 48.624 ug/l  
 RT: 12.01 min Scan# 1791  
 Delta R.T. -0.01 min  
 Lab File: VX016792.D  
 Acq: 16 Jun 2020 20:01

Tgt Ion	Resp	Lower	Upper
146	324094		
111	39.0	19.8	59.3
148	64.3	31.9	95.7

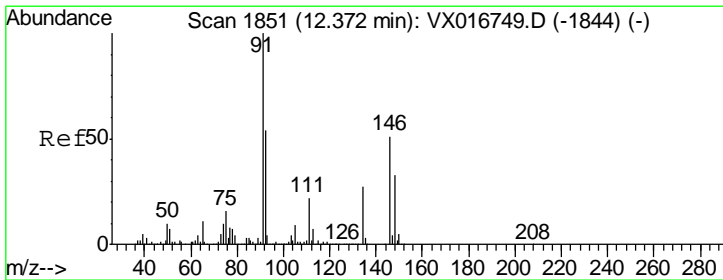
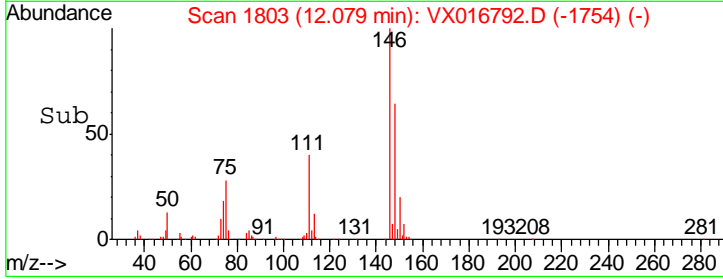
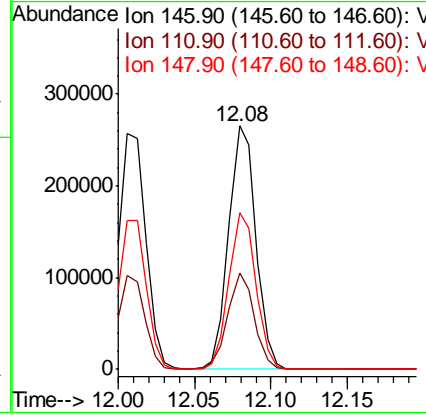
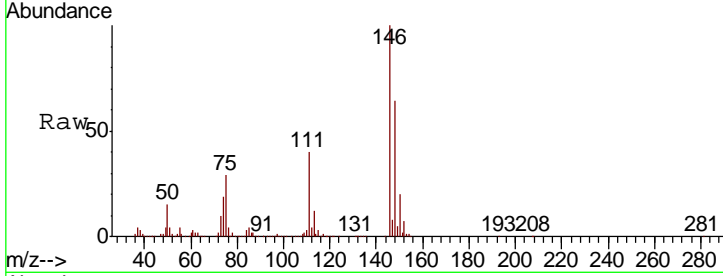




#88  
 1,4-Dichlorobenzene  
 Concen: 47.437 ug/l  
 RT: 12.08 min Scan# 1803  
 Delta R.T. 0.00 min  
 Lab File: VX016792.D  
 Acq: 16 Jun 2020 20:01

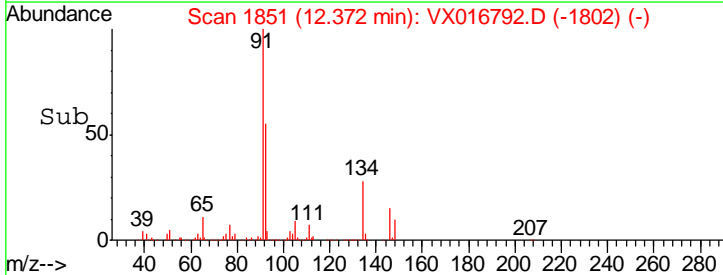
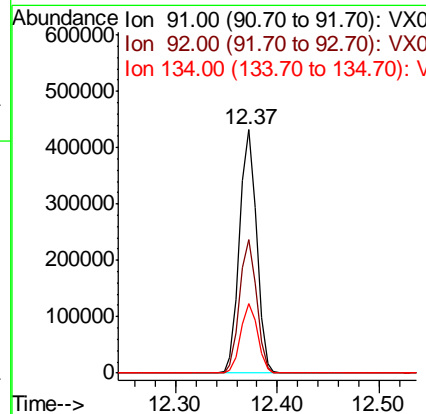
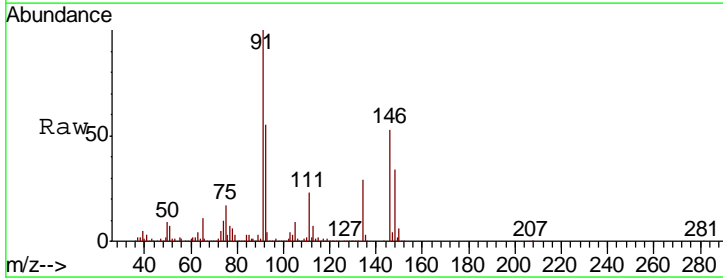
Instrument : MSVOA\_X  
 ClientSampleId : SS043MW014-200610MS

Tgt Ion	Resp	Lower	Upper
146	327893		
111	38.6	19.3	57.8
148	64.3	32.1	96.5

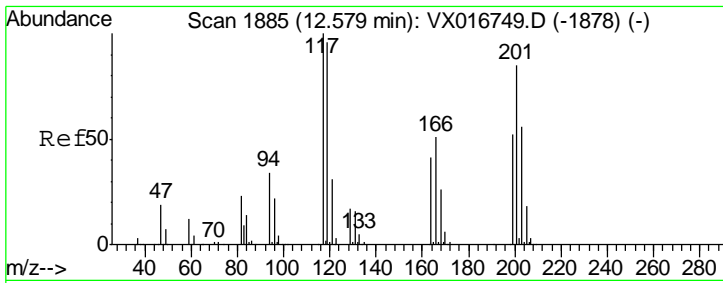


#89  
 n-Butylbenzene  
 Concen: 49.842 ug/l  
 RT: 12.37 min Scan# 1851  
 Delta R.T. 0.00 min  
 Lab File: VX016792.D  
 Acq: 16 Jun 2020 20:01

Tgt Ion	Resp	Lower	Upper
91	494594		
92	54.5	27.0	80.8
134	28.2	13.7	41.0



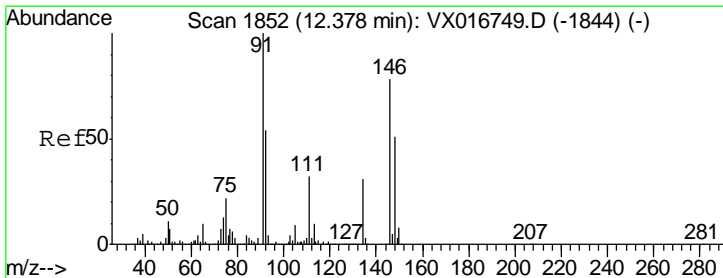
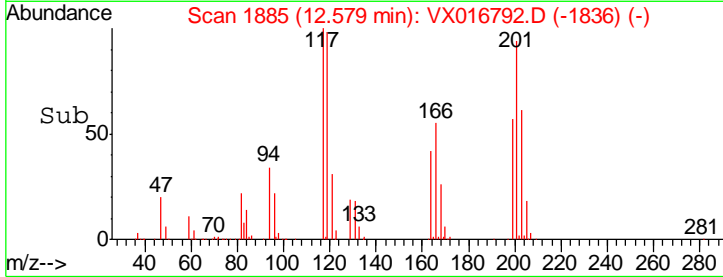
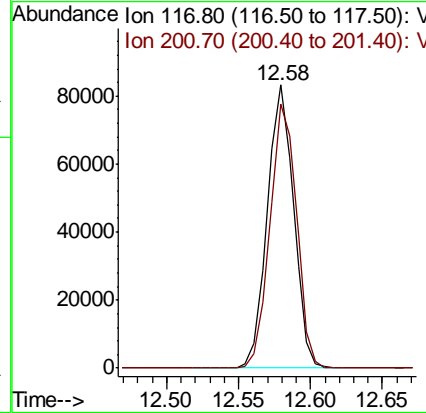
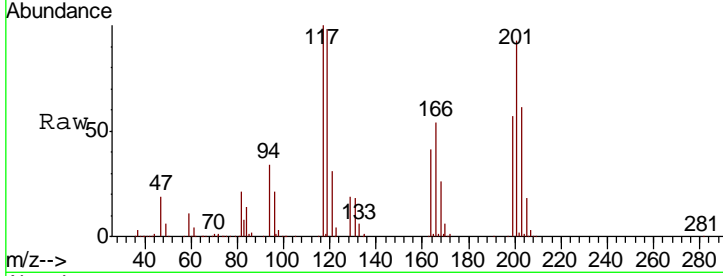




#90  
 Hexachloroethane  
 Concen: 47.273 ug/l  
 RT: 12.58 min Scan# 1885  
 Delta R.T. 0.00 min  
 Lab File: VX016792.D  
 Acq: 16 Jun 2020 20:01

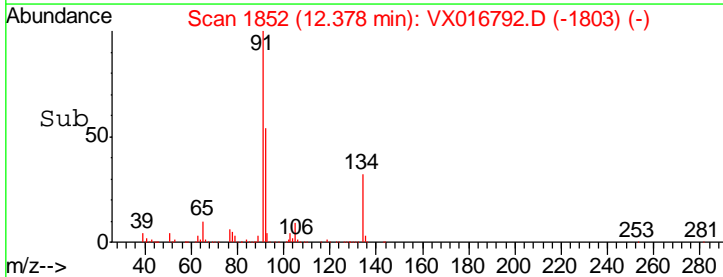
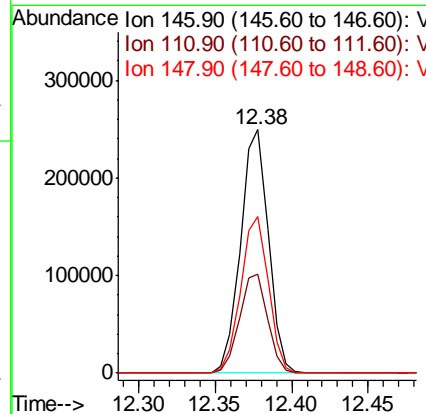
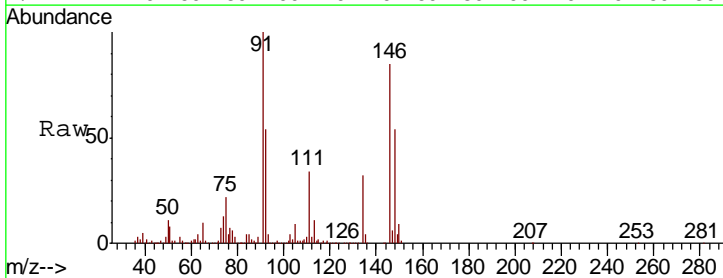
Instrument : MSVOA\_X  
 ClientSampleId : SS043MW014-200610MS

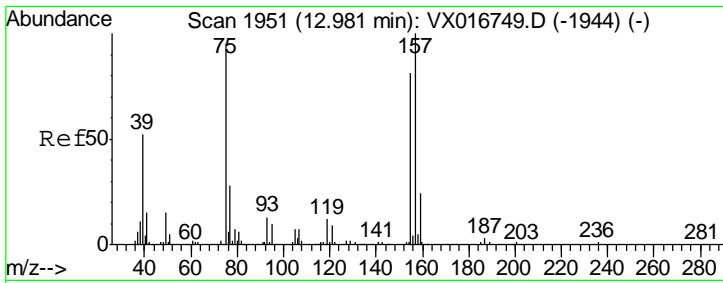
Tgt Ion	Resp	Lower	Upper
117	104789		
201	94.5	45.6	136.9



#91  
 1,2-Dichlorobenzene  
 Concen: 47.022 ug/l  
 RT: 12.38 min Scan# 1852  
 Delta R.T. 0.00 min  
 Lab File: VX016792.D  
 Acq: 16 Jun 2020 20:01

Tgt Ion	Resp	Lower	Upper
146	313429		
111	41.0	20.8	62.2
148	64.4	32.1	96.5

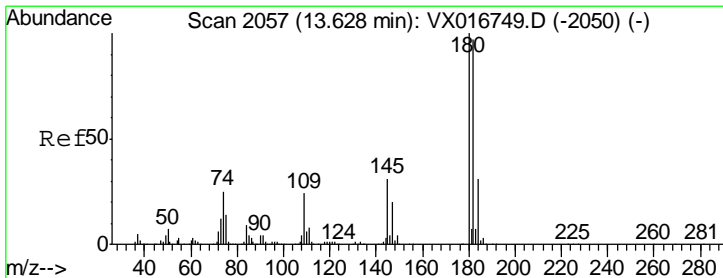
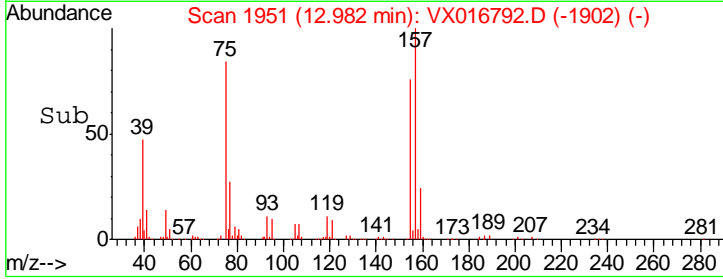
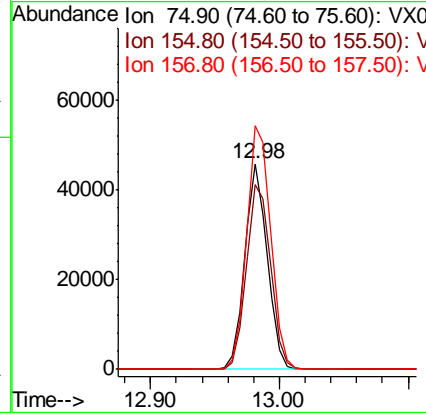
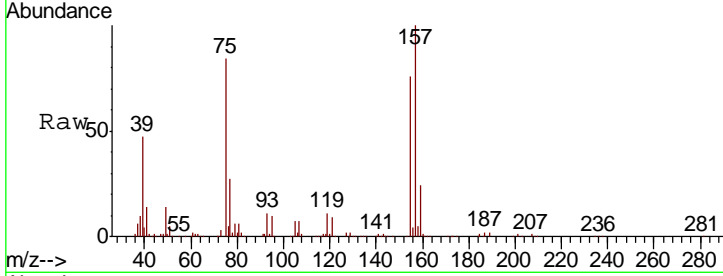




#92  
 1,2-Dibromo-3-Chloropropane  
 Concen: 47.990 ug/l  
 RT: 12.98 min Scan# 1951  
 Delta R.T. 0.00 min  
 Lab File: VX016792.D  
 Acq: 16 Jun 2020 20:01

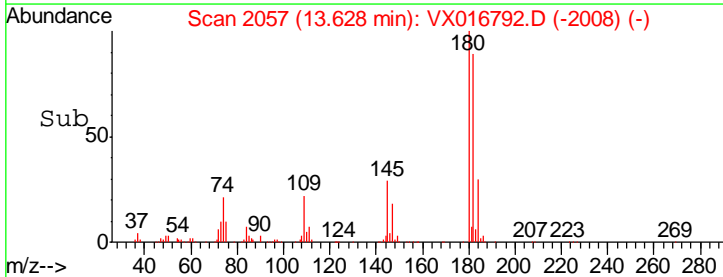
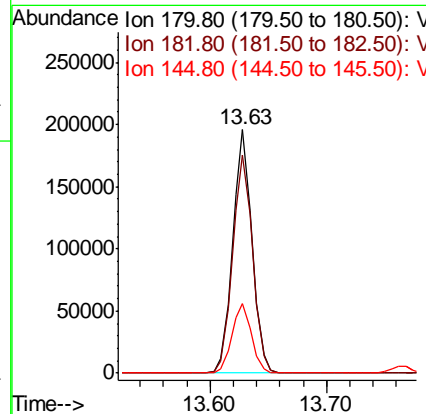
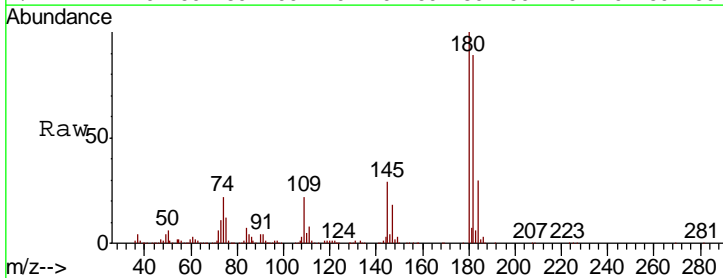
Instrument :  
 MSVOA\_X  
 ClientSampled :  
 SS043MW014-200610MS

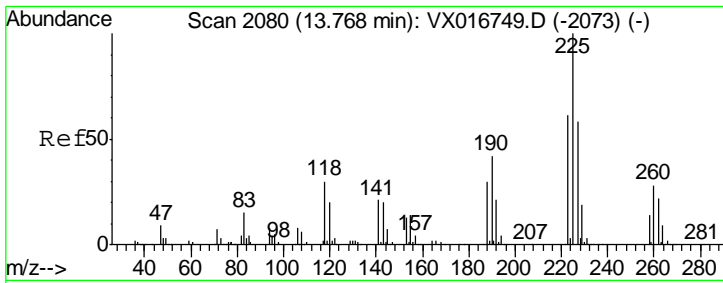
Tgt Ion	Resp	Lower	Upper
75	100		
155	95.9	46.9	140.7
157	126.2	59.6	178.7



#93  
 1,2,4-Trichlorobenzene  
 Concen: 48.154 ug/l  
 RT: 13.63 min Scan# 2057  
 Delta R.T. 0.00 min  
 Lab File: VX016792.D  
 Acq: 16 Jun 2020 20:01

Tgt Ion	Resp	Lower	Upper
180	100		
182	92.6	48.6	145.8
145	29.0	15.4	46.4

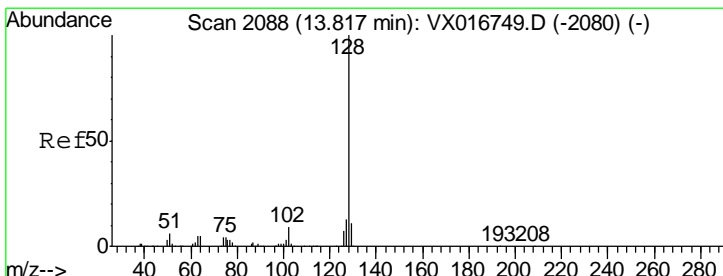
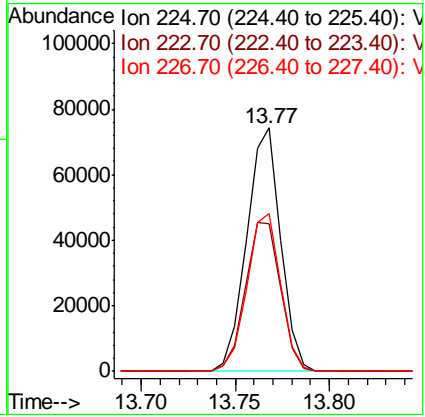
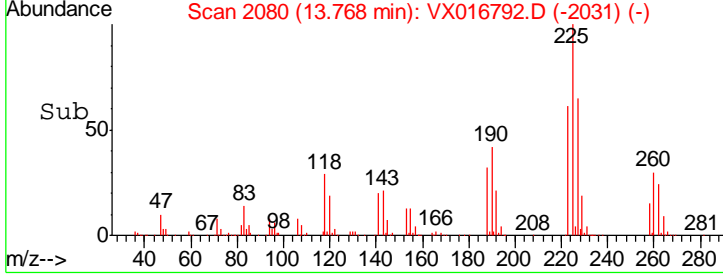
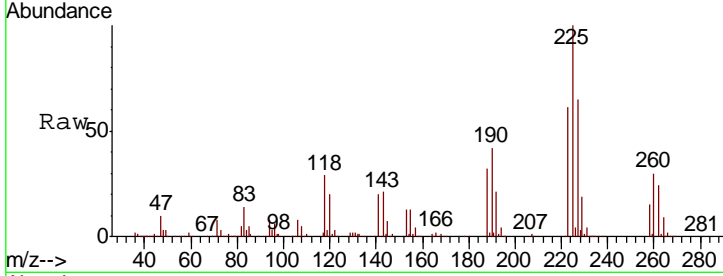




#94  
 Hexachlorobutadiene  
 Concen: 45.168 ug/l  
 RT: 13.77 min Scan# 2080  
 Delta R.T. 0.00 min  
 Lab File: VX016792.D  
 Acq: 16 Jun 2020 20:01

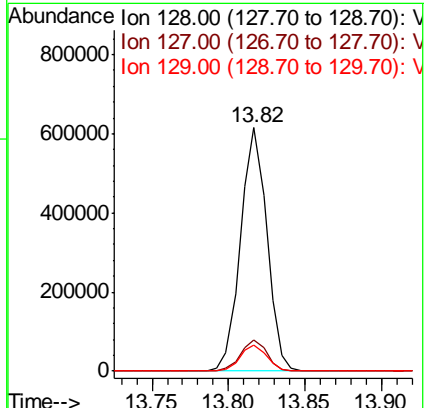
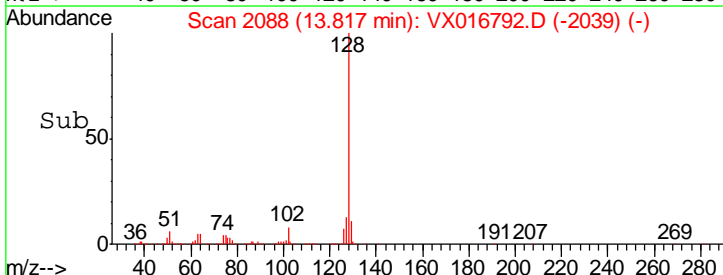
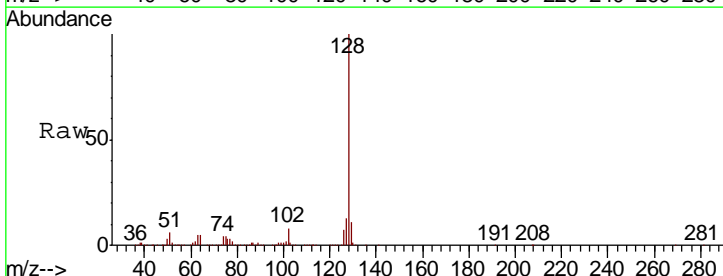
Instrument : MSVOA\_X  
 ClientSampleID : SS043MW014-200610MS

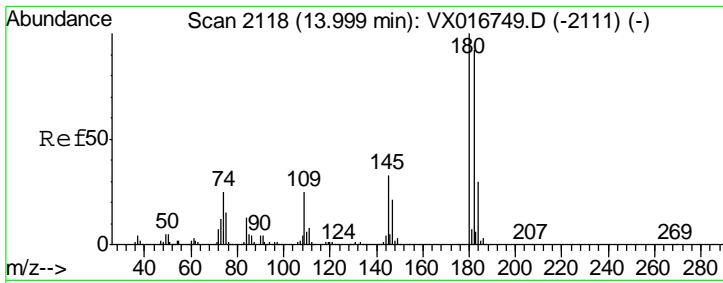
Tgt Ion	Resp	Lower	Upper
225	100		
223	63.3	31.1	93.5
227	64.1	30.9	92.7



#95  
 Naphthalene  
 Concen: 50.204 ug/l  
 RT: 13.82 min Scan# 2088  
 Delta R.T. 0.00 min  
 Lab File: VX016792.D  
 Acq: 16 Jun 2020 20:01

Tgt Ion	Resp	Lower	Upper
128	100		
127	12.8	10.2	15.4
129	10.8	8.8	13.2





#96  
 1,2,3-Trichlorobenzene  
 Concen: 48.293 ug/l  
 RT: 14.00 min Scan# 2118  
 Delta R.T. 0.00 min  
 Lab File: VX016792.D  
 Acq: 16 Jun 2020 20:01

Instrument : MSVOA\_X  
 ClientSampleId : SS043MW014-200610MS

Tot Ion	Resp	Lower	Upper
180	221874		
182	96.5	47.1	141.4
145	31.7	15.9	47.7

