

Data Path : Z:\VOASRV\HPCHEM1\MSVOA X\DATA\VOX071118\
 Data File : VX003328.D
 Acq On : 11 Jul 2018 19:02
 Operator : JC/MD
 Sample : PB110983ZHE#02
 Misc : 5.0mL/MSVOA X/WATER
 ALS Vial : 10 Sample Multiplier: 1

Instrument :
 MSVOA_X
 ClientSampled :
 PB110983ZHE#02

Quant Time: Jul 12 00:57:37 2018
 Quant Method : Z:\VOASRV\HPCHEM1\MSVOA_X\METHOD\82X070918W.M
 Quant Title : SW846 8260
 QLast Update : Mon Jul 09 15:24:16 2018
 Response via : Initial Calibration

Internal Standards	R.T.	QIon	Response	Conc	Units	Dev(Min)
1) Pentafluorobenzene	5.67	168	292052	50.00	ug/l	0.00
34) 1,4-Difluorobenzene	6.87	114	435874	50.00	ug/l	0.00
63) Chlorobenzene-d5	10.12	117	410899	50.00	ug/l	0.00
72) 1,4-Dichlorobenzene-d4	12.09	152	223017	50.00	ug/l	0.00

System Monitoring Compounds

33) 1,2-Dichloroethane-d4	6.08	65	190681	41.49	ug/l	0.00
Spiked Amount	50.000		Recovery	=	82.98%	
35) Dibromofluoromethane	5.51	113	164941	35.22	ug/l	0.00
Spiked Amount	50.000		Recovery	=	70.44%	
50) Toluene-d8	8.72	98	625352	37.60	ug/l	0.00
Spiked Amount	50.000		Recovery	=	75.20%	
62) 4-Bromofluorobenzene	11.14	95	214773	34.95	ug/l	0.00
Spiked Amount	50.000		Recovery	=	69.90%	

Target Compounds

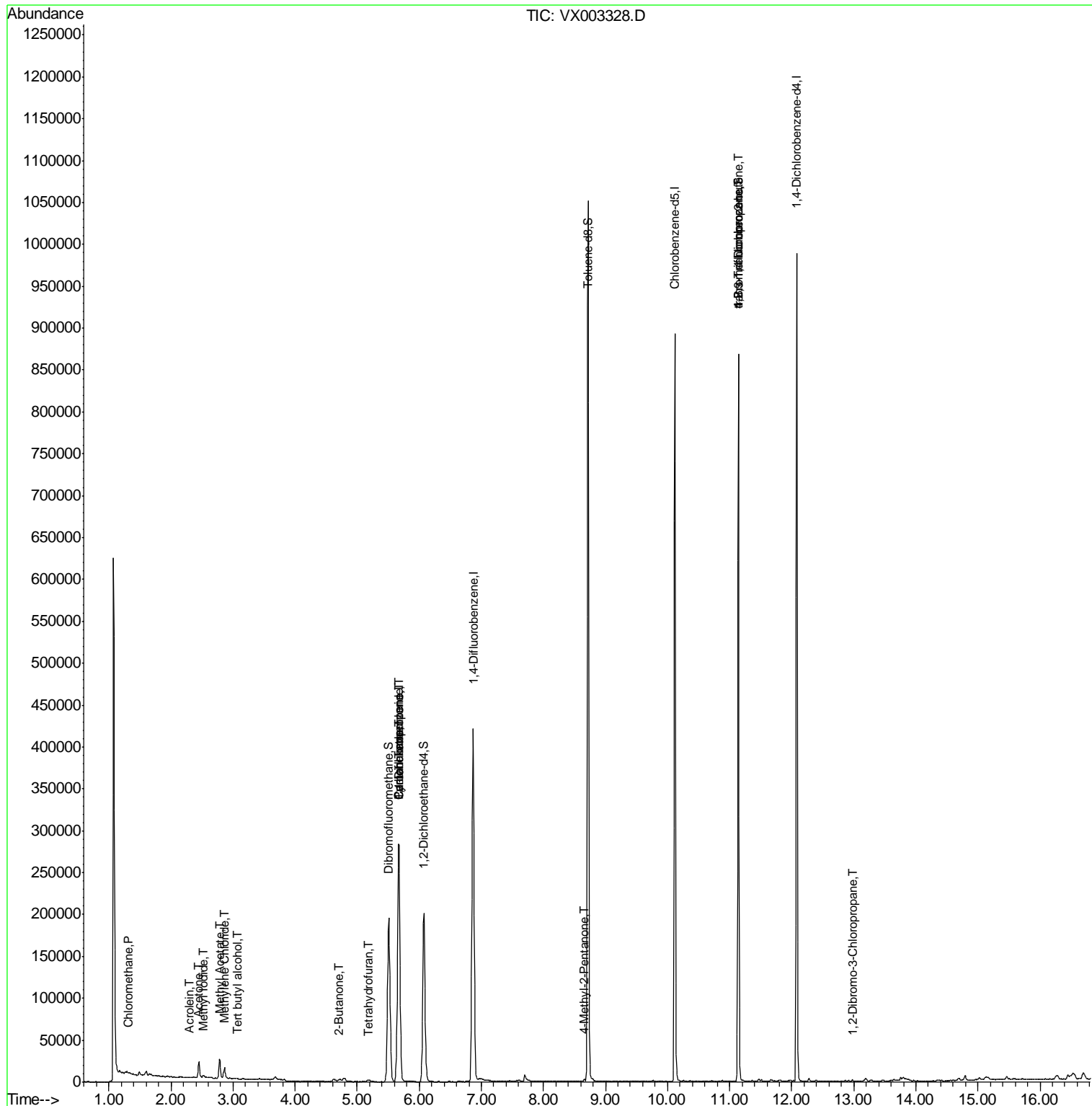
						Qvalue
3) Chloromethane	1.32	50	981	0.24	ug/l	98
5) Bromomethane	1.65	94	2129	Below	Cal	91
10) Methyl Iodide	2.52	142	3303	6.39	ug/l	95
11) Tert butyl alcohol	3.07	59	296	0.36	ug/l	96
13) Acrolein	2.30	56	289	0.43	ug/l #	56
16) Acetone	2.45	43	20576	12.61	ug/l #	88
18) Methyl Acetate	2.78	43	27171	5.90	ug/l	95
20) Methylene Chloride	2.86	84	5706	1.01	ug/l	92
25) 2-Butanone	4.71	43	5770	2.00	ug/l	96
29) Tetrahydrofuran	5.17	42	1869	1.00	ug/l #	64
31) Cyclohexane	5.67	56	4870	0.81	ug/l #	1
36) 1,1-Dichloropropene	5.67	75	18895	3.06	ug/l #	50
38) Carbon Tetrachloride	5.67	117	26213	3.88	ug/l #	17
51) 4-Methyl-2-Pentanone	8.66	43	1821	0.28	ug/l	99
76) 1,2,3-Trichloropropane	11.14	75	102689	21.31	ug/l #	33
81) trans-1,4-Dichloro-2-buten	11.14	75	102689	69.63	ug/l #	7
92) 1,2-Dibromo-3-Chloropropan	12.98	75	372	0.32	ug/l #	1

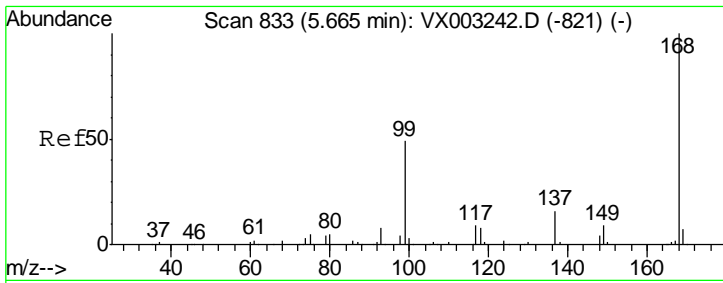
(#) = qualifier out of range (m) = manual integration (+) = signals summed

Data Path : Z:\VOASRV\HPCHEM1\MSVOA X\DATA\VX071118\
 Data File : VX003328.D
 Acq On : 11 Jul 2018 19:02
 Operator : JC/MD
 Sample : PB110983ZHE#02
 Misc : 5.0mL/MSVOA X/WATER
 ALS Vial : 10 Sample Multiplier: 1

Instrument :
 MSVOA_X
 Client Sampled :
 PB110983ZHE#02

Quant Time: Jul 12 00:57:37 2018
 Quant Method : Z:\VOASRV\HPCHEM1\MSVOA_X\METHOD\82X070918W.M
 Quant Title : SW846 8260
 QLast Update : Mon Jul 09 15:24:16 2018
 Response via : Initial Calibration

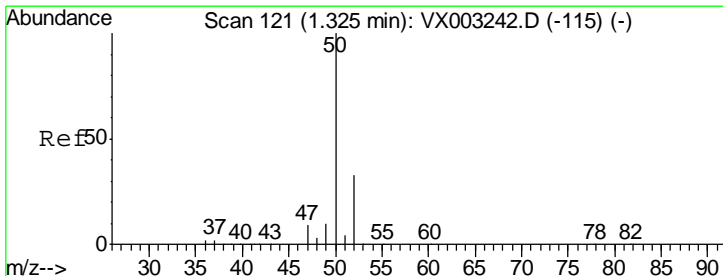
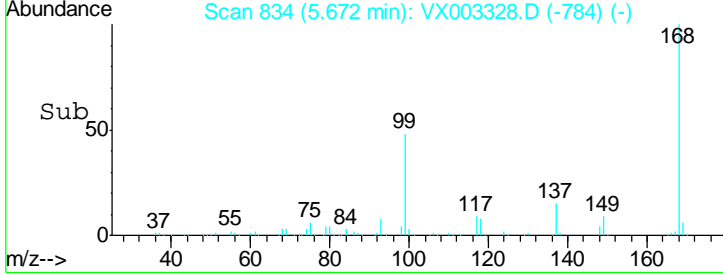
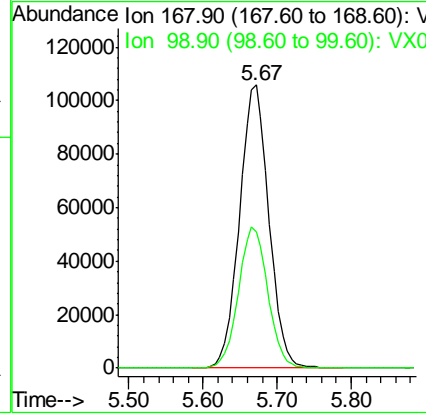
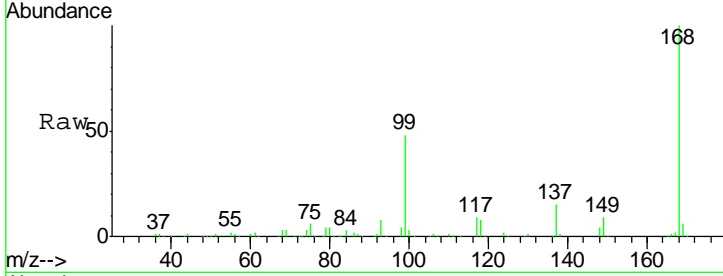




#1
 Pentafluorobenzene
 Concen: 50.00 ug/l
 RT: 5.67 min Scan# 834
 Delta R.T. 0.01 min
 Lab File: VX003328.D
 Acq: 11 Jul 2018 19:02

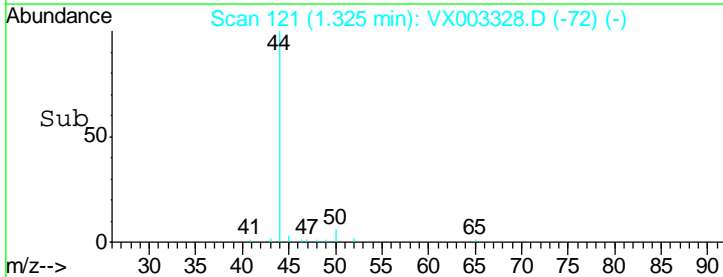
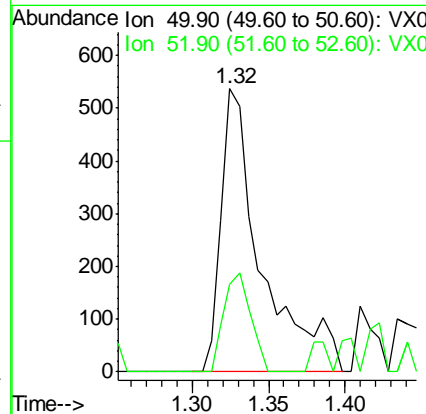
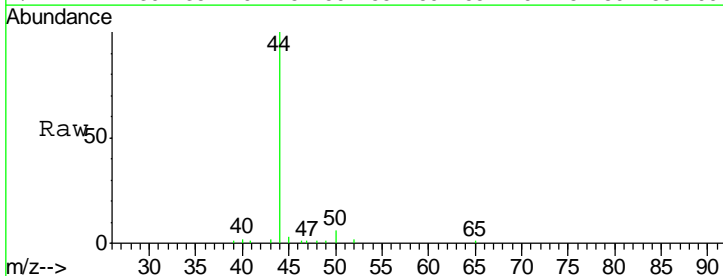
Instrument : MSVOA_X
 ClientSampleId : PB110983ZHE#02

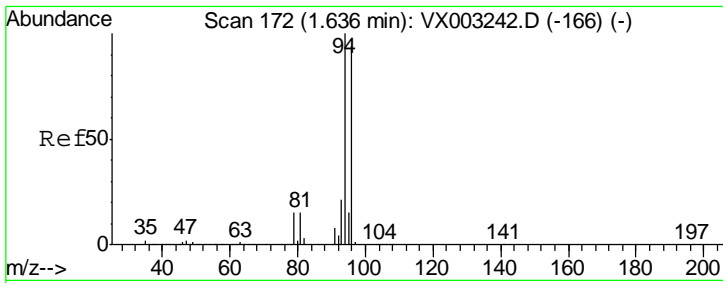
Tgt Ion	Resp	Lower	Upper
168	100		
99	48.2	39.3	58.9



#3
 Chloromethane
 Concen: 0.24 ug/l
 RT: 1.32 min Scan# 121
 Delta R.T. -0.00 min
 Lab File: VX003328.D
 Acq: 11 Jul 2018 19:02

Tgt Ion	Resp	Lower	Upper
50	100		
52	31.1	25.7	38.5

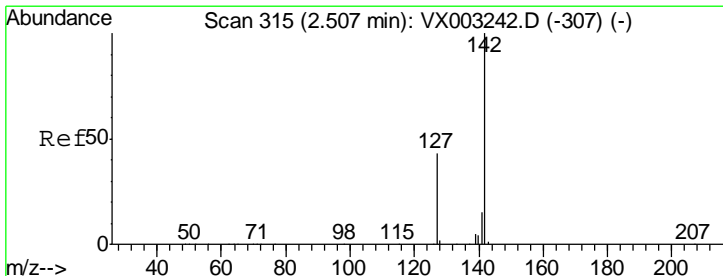
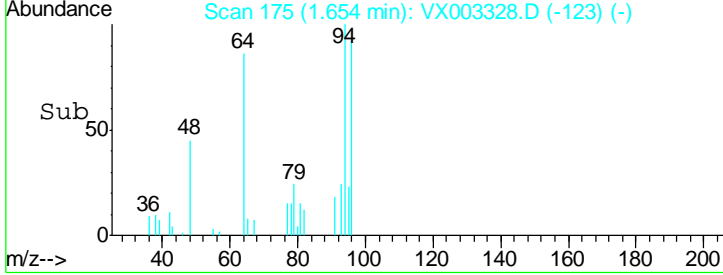
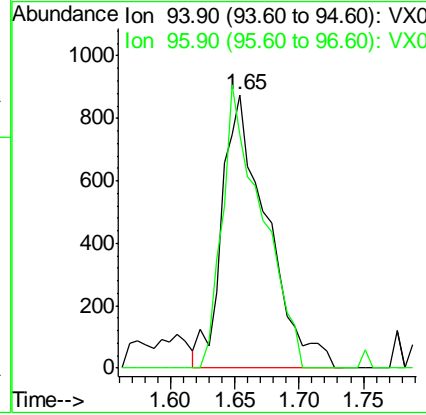
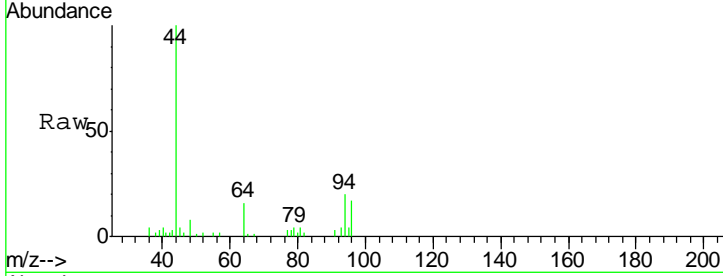




#5
 Bromomethane
 Concen: Below Cal
 RT: 1.65 min Scan# 175
 Delta R.T. 0.02 min
 Lab File: VX003328.D
 Acq: 11 Jul 2018 19:02

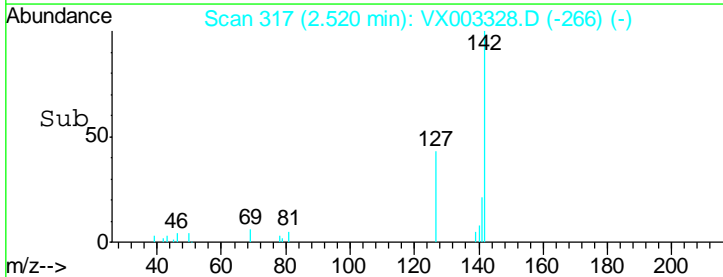
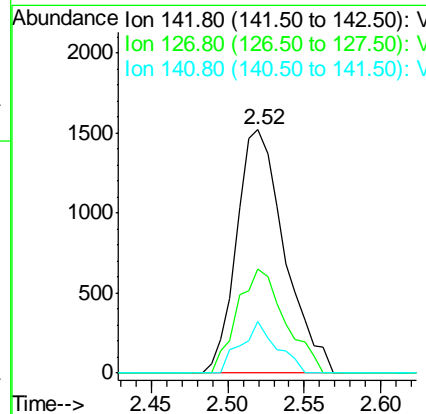
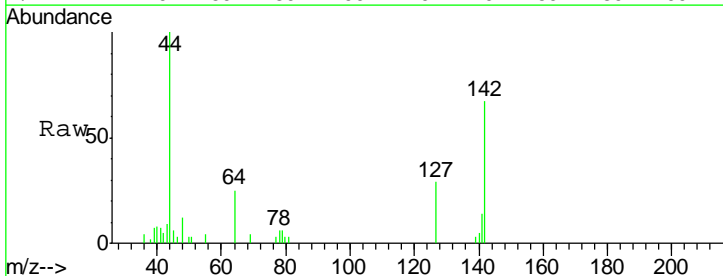
Instrument : MSVOA_X
 ClientSampled : PB110983ZHE#02

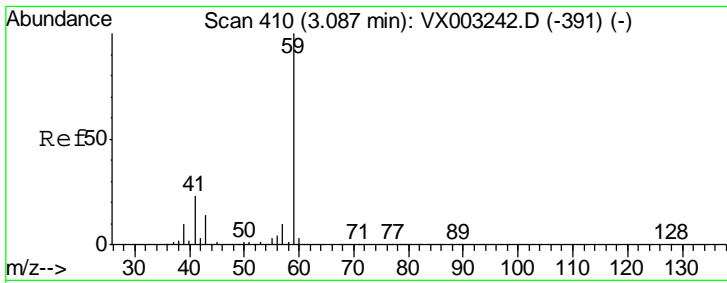
Tgt Ion	Resp	Lower	Upper
94	100		
96	85.3	74.9	112.3



#10
 Methyl Iodide
 Concen: 6.39 ug/l
 RT: 2.52 min Scan# 317
 Delta R.T. 0.01 min
 Lab File: VX003328.D
 Acq: 11 Jul 2018 19:02

Tgt Ion	Resp	Lower	Upper
142	100		
127	42.6	36.6	55.0
141	15.9	11.3	16.9

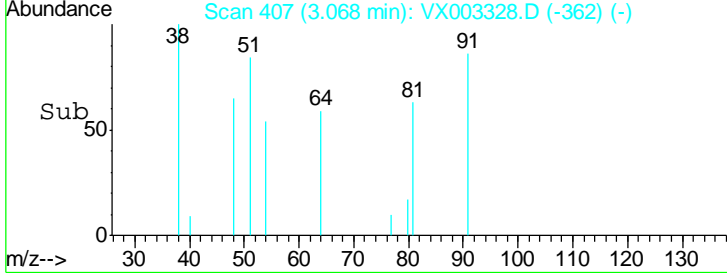
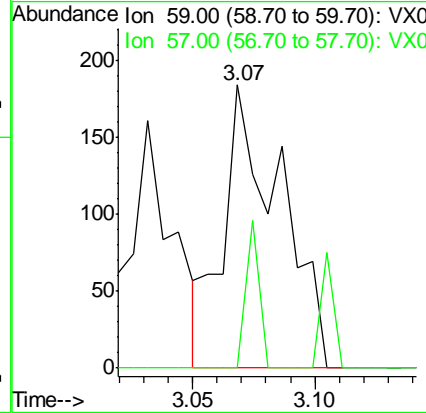
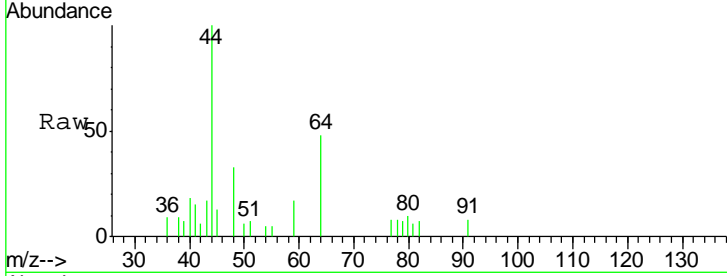




#11
 Tert butyl alcohol
 Concen: 0.36 ug/l
 RT: 3.07 min Scan# 407
 Delta R.T. -0.02 min
 Lab File: VX003328.D
 Acq: 11 Jul 2018 19:02

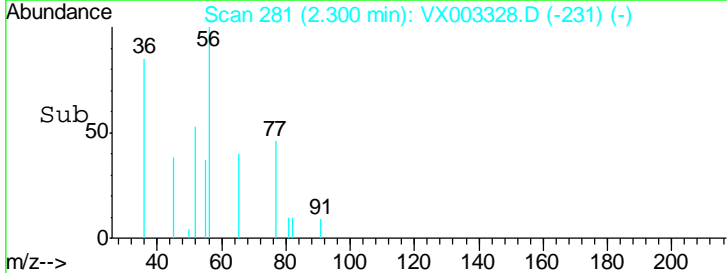
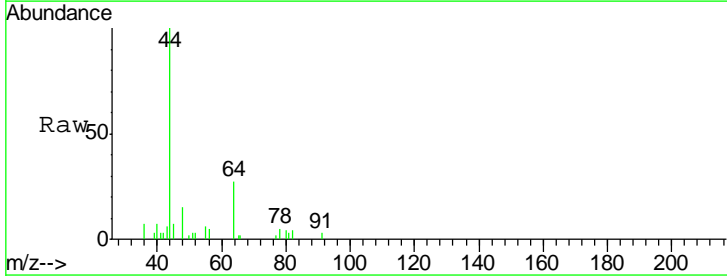
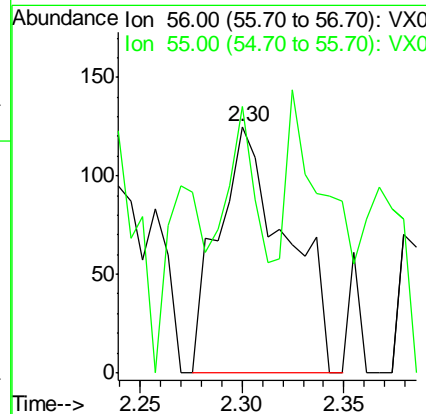
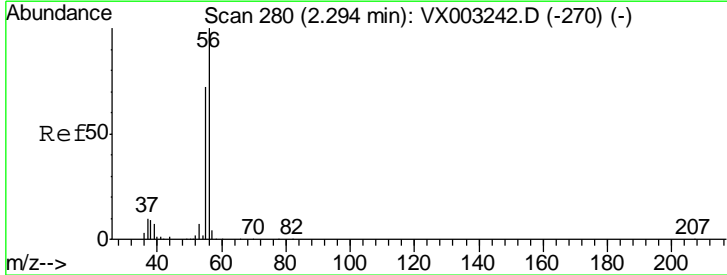
Instrument : MSVOA_X
 ClientSampled : PB110983ZHE#02

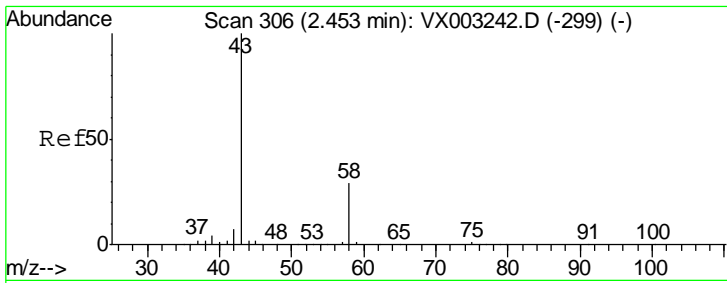
Tgt Ion: 59 Resp: 296
 Ion Ratio Lower Upper
 59 100
 57 11.8 8.2 12.2



#13
 Acrolein
 Concen: 0.43 ug/l
 RT: 2.30 min Scan# 281
 Delta R.T. 0.01 min
 Lab File: VX003328.D
 Acq: 11 Jul 2018 19:02

Tgt Ion: 56 Resp: 289
 Ion Ratio Lower Upper
 56 100
 55 34.9 57.0 85.4#

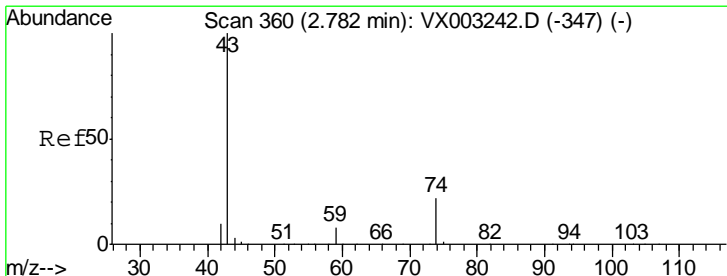
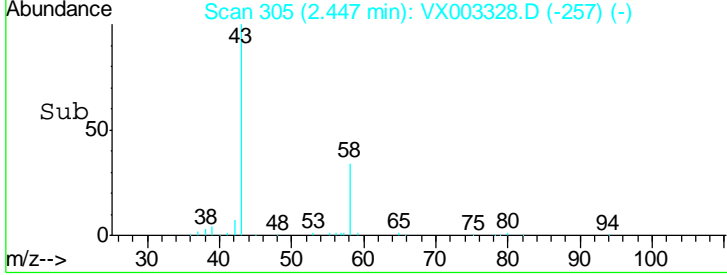
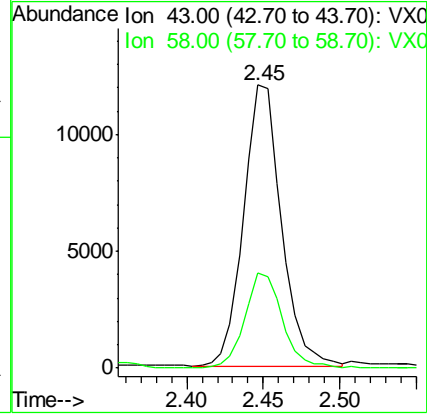
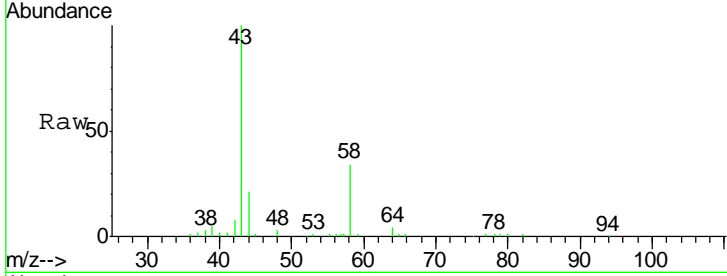




#16
 Acetone
 Concen: 12.61 ug/l
 RT: 2.45 min Scan# 305
 Delta R.T. -0.01 min
 Lab File: VX003328.D
 Acq: 11 Jul 2018 19:02

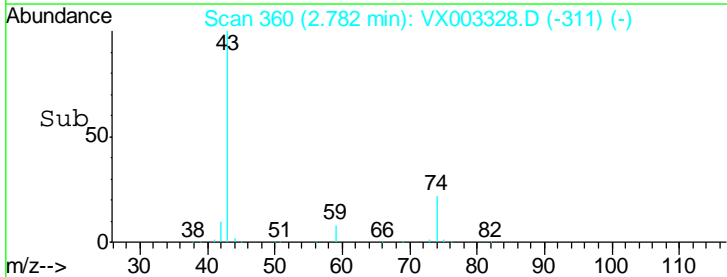
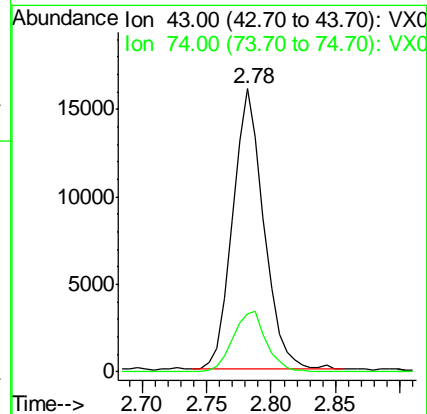
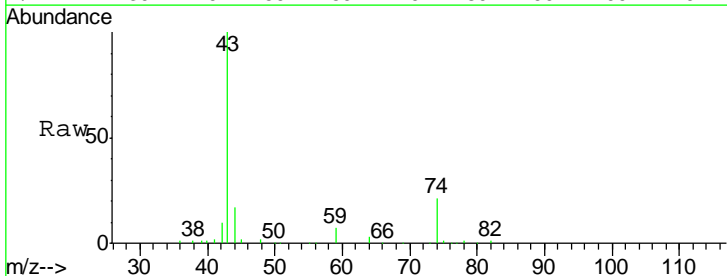
Instrument :
 MSVOA_X
ClientSampled :
 PB110983ZHE#02

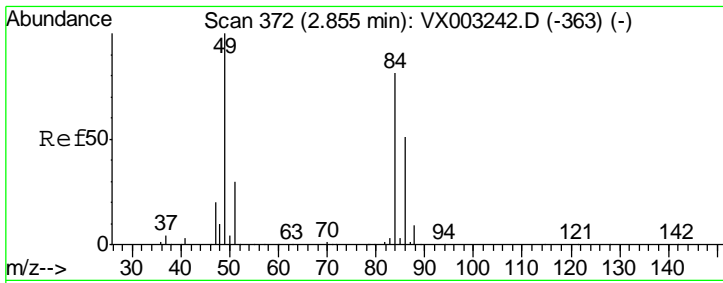
Tgt Ion: 43 Resp: 20576
 Ion Ratio Lower Upper
 43 100
 58 33.9 22.1 33.1#



#18
 Methyl Acetate
 Concen: 5.90 ug/l
 RT: 2.78 min Scan# 360
 Delta R.T. 0.00 min
 Lab File: VX003328.D
 Acq: 11 Jul 2018 19:02

Tgt Ion: 43 Resp: 27171
 Ion Ratio Lower Upper
 43 100
 74 23.0 16.7 25.1

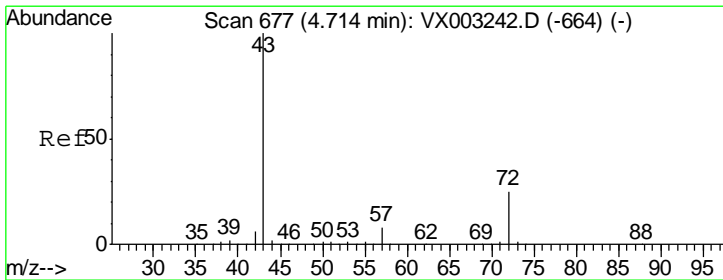
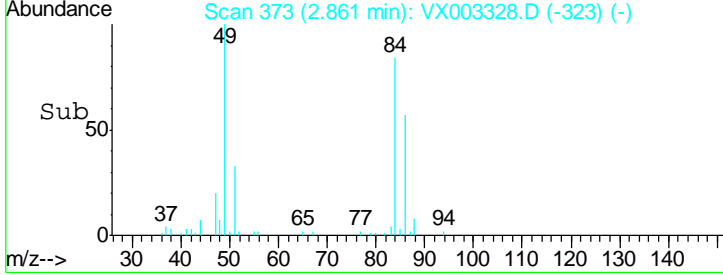
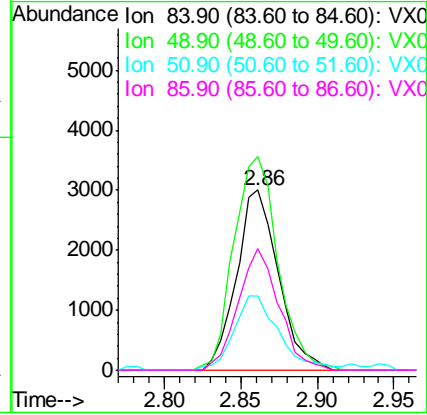
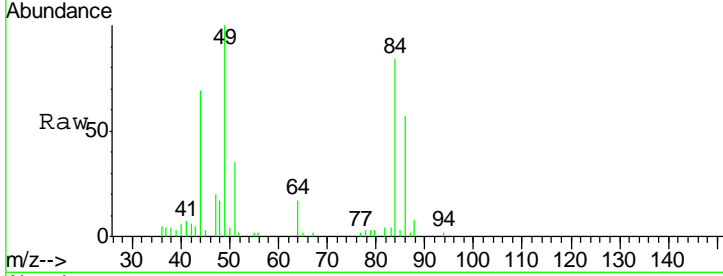




#20
 Methylene Chloride
 Concen: 1.01 ug/l
 RT: 2.86 min Scan# 373
 Delta R.T. 0.01 min
 Lab File: VX003328.D
 Acq: 11 Jul 2018 19:02

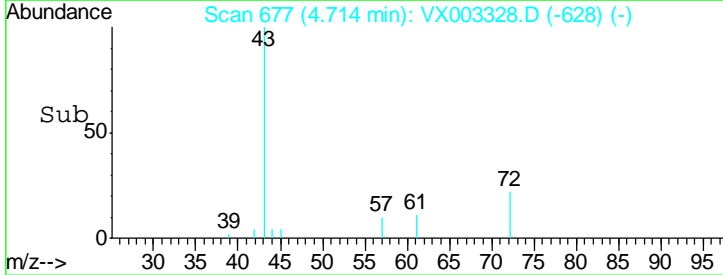
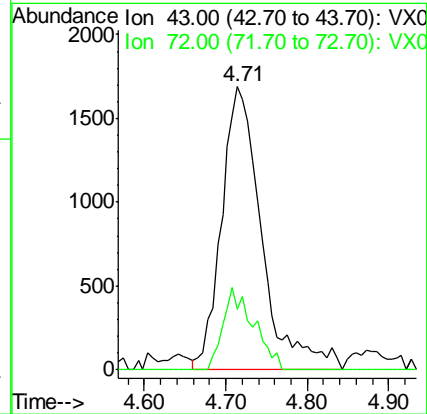
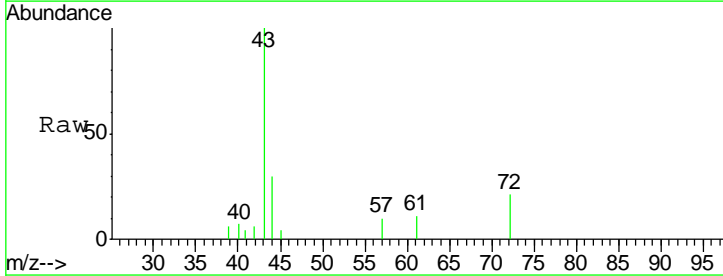
Instrument : MSVOA_X
 ClientSampleID : PB110983ZHE#02

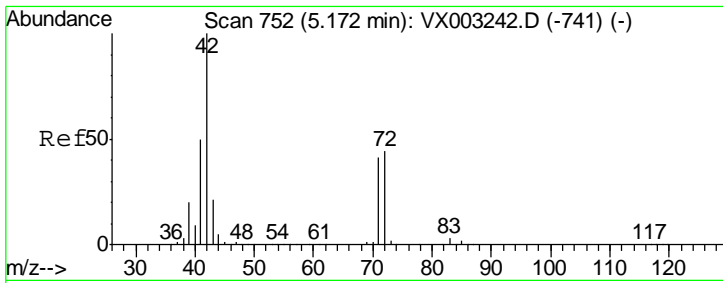
Tgt Ion	Resp	Lower	Upper
84	5706		
49	118.6	107.8	161.6
51	41.6	32.8	49.2
86	67.4	52.5	78.7



#25
 2-Butanone
 Concen: 2.00 ug/l
 RT: 4.71 min Scan# 677
 Delta R.T. -0.00 min
 Lab File: VX003328.D
 Acq: 11 Jul 2018 19:02

Tgt Ion	Resp	Lower	Upper
43	5770		
72	21.2	18.5	27.7

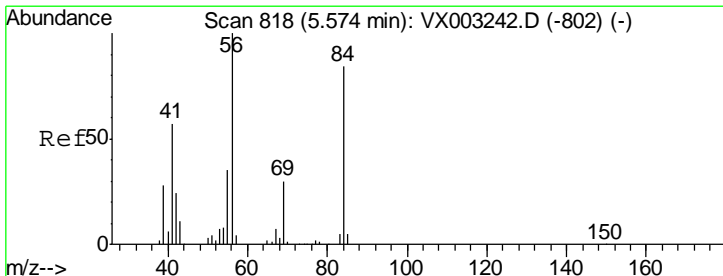
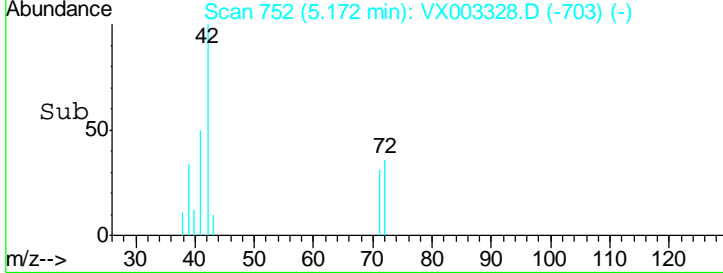
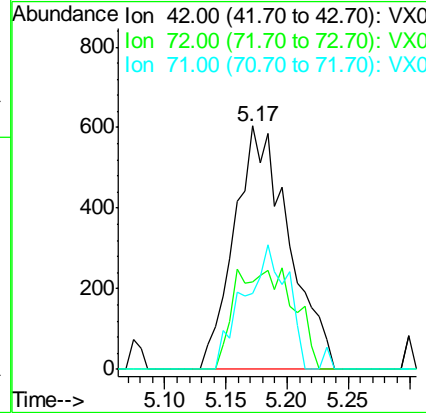
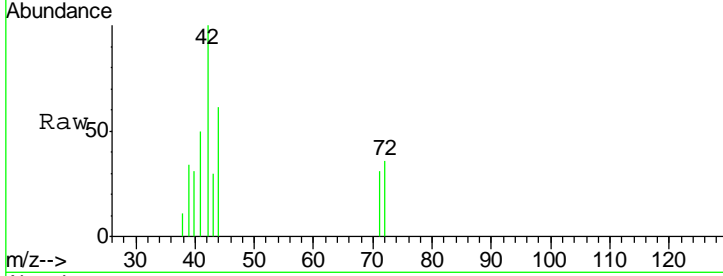




#29
 Tetrahydrofuran
 Concen: 1.00 ug/l
 RT: 5.17 min Scan# 752
 Delta R.T. 0.00 min
 Lab File: VX003328.D
 Acq: 11 Jul 2018 19:02

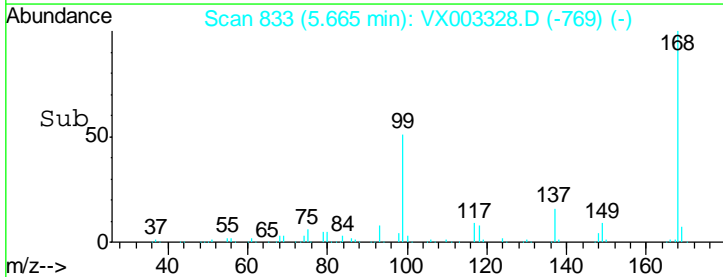
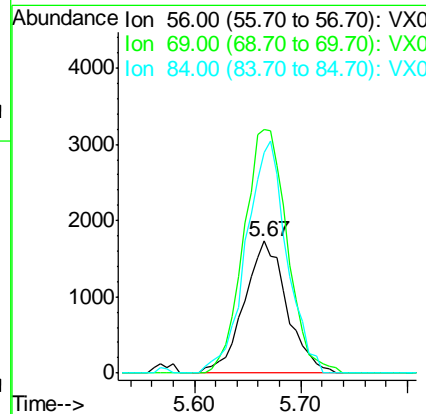
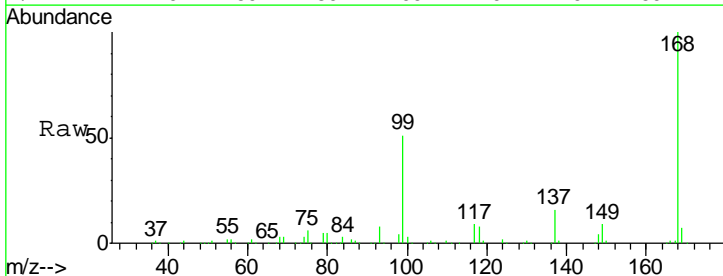
Instrument : MSVOA_X
 ClientSampleId : PB110983ZHE#02

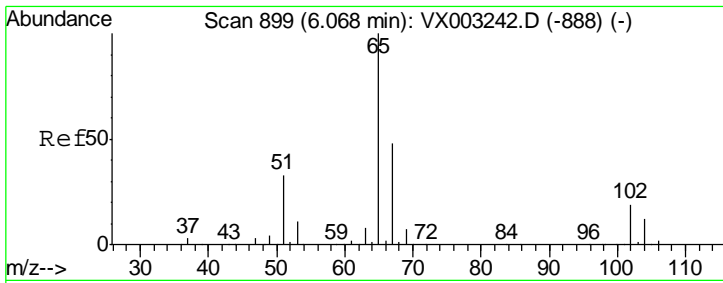
Tgt Ion	Resp	Lower	Upper
42	1869		
72	0.0	32.0	48.0#
71	40.8	30.1	45.1



#31
 Cyclohexane
 Concen: 0.81 ug/l
 RT: 5.67 min Scan# 833
 Delta R.T. 0.09 min
 Lab File: VX003328.D
 Acq: 11 Jul 2018 19:02

Tgt Ion	Resp	Lower	Upper
56	4870		
69	184.2	23.7	35.5#
84	167.3	64.1	96.1#

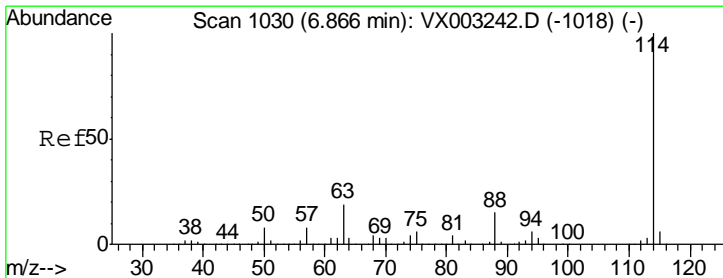
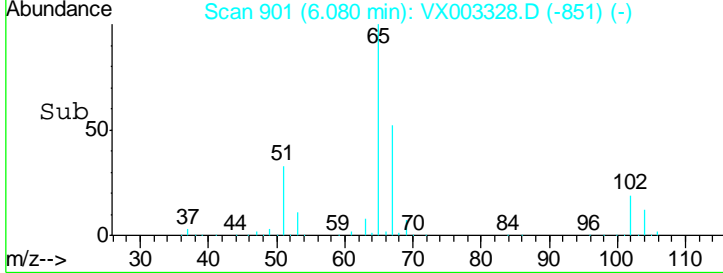
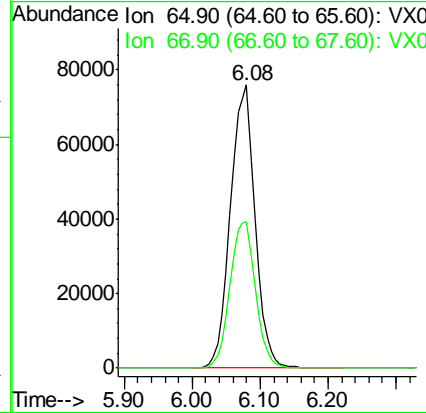
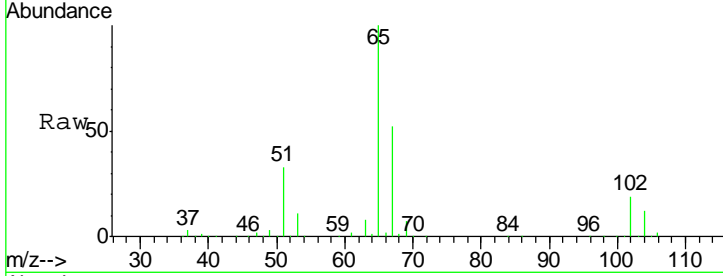




#33
 1,2-Dichloroethane-d4
 Concen: 41.49 ug/l
 RT: 6.08 min Scan# 901
 Delta R.T. 0.01 min
 Lab File: VX003328.D
 Acq: 11 Jul 2018 19:02

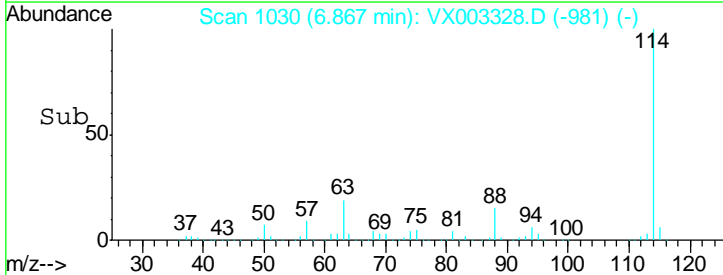
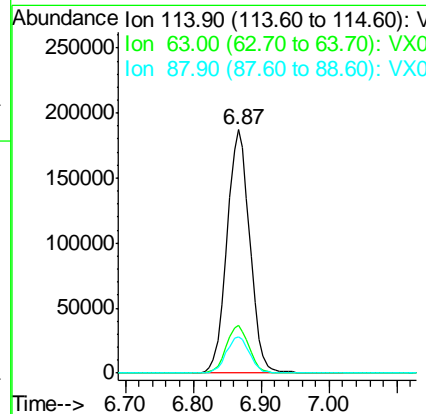
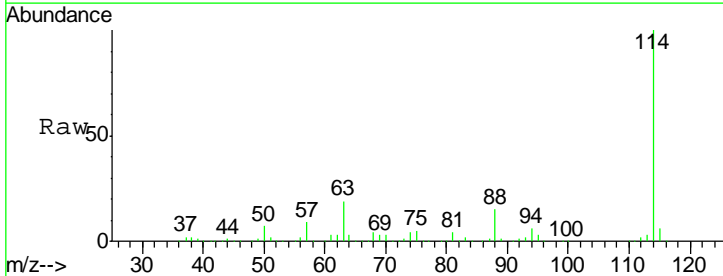
Instrument : MSVOA_X
 ClientSampled : PB110983ZHE#02

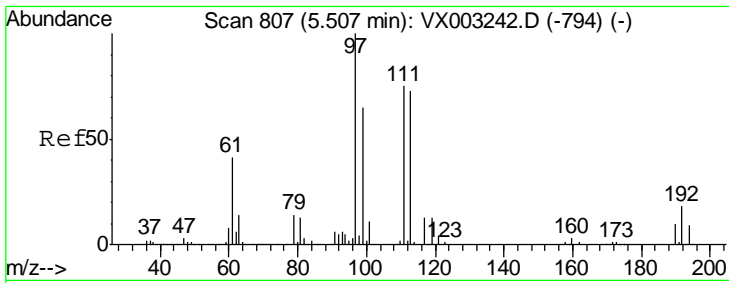
Tgt Ion	Resp	Lower	Upper
65	190681		
67	53.8	0.0	102.6



#34
 1,4-Difluorobenzene
 Concen: 50.00 ug/l
 RT: 6.87 min Scan# 1030
 Delta R.T. 0.00 min
 Lab File: VX003328.D
 Acq: 11 Jul 2018 19:02

Tgt Ion	Resp	Lower	Upper
114	435874		
63	19.4	0.0	41.4
88	15.1	0.0	30.0

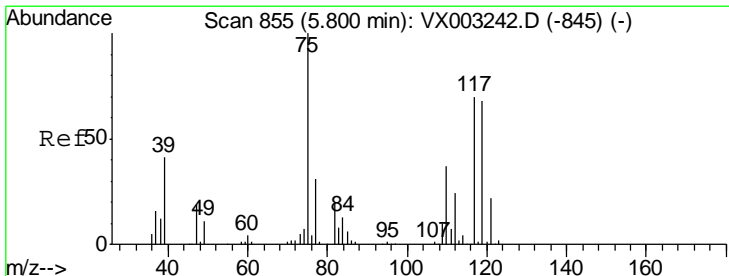
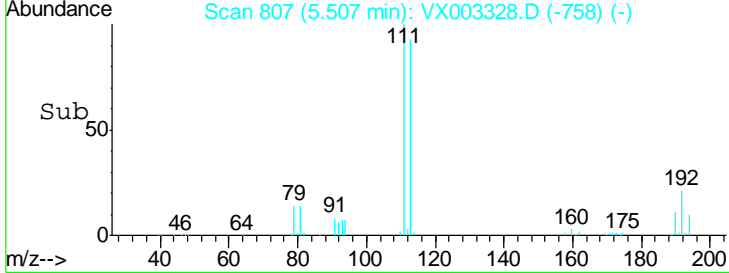
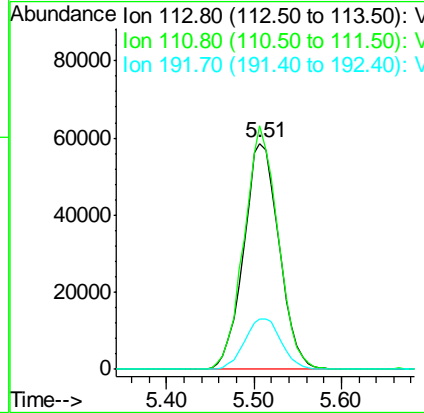
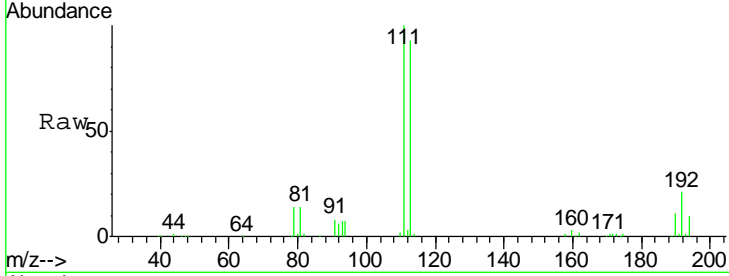




#35
 Dibromofluoromethane
 Concen: 35.22 ug/l
 RT: 5.51 min Scan# 807
 Delta R.T. 0.00 min
 Lab File: VX003328.D
 Acq: 11 Jul 2018 19:02

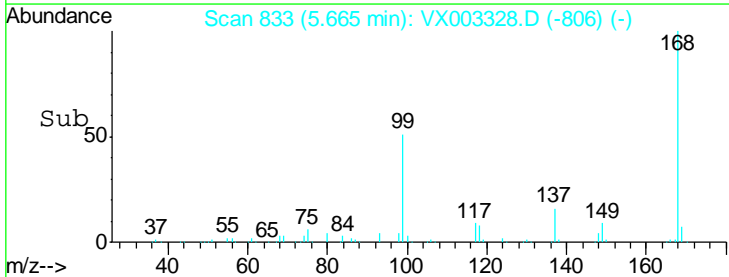
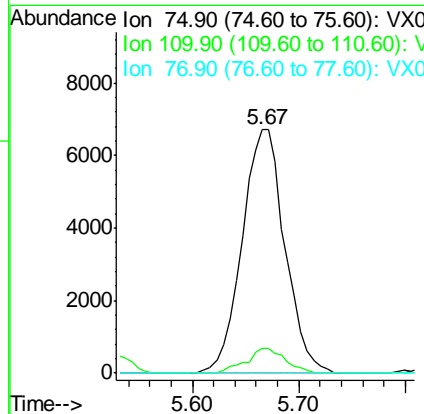
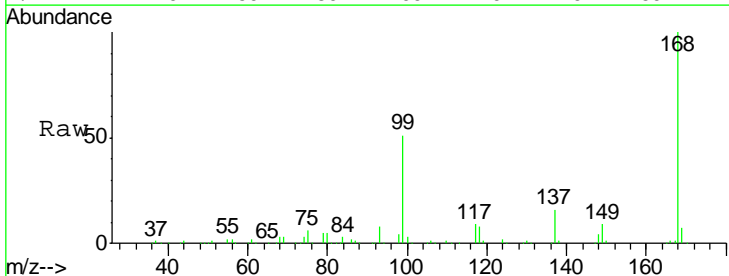
Instrument : MSVOA_X
 ClientSampled : PB110983ZHE#02

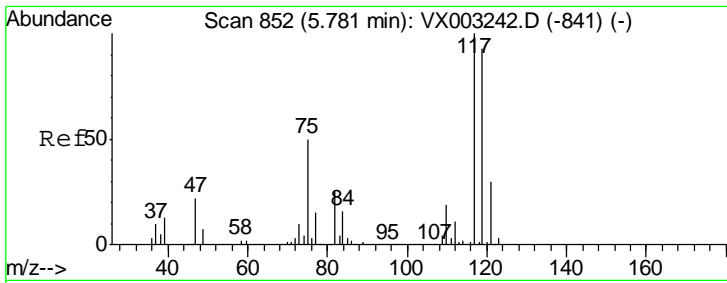
Tgt Ion	Resp	Lower	Upper
113	164941		
113	100		
111	103.6	81.4	122.0
192	23.3	19.1	28.7



#36
 1,1-Dichloropropene
 Concen: 3.06 ug/l
 RT: 5.67 min Scan# 833
 Delta R.T. -0.13 min
 Lab File: VX003328.D
 Acq: 11 Jul 2018 19:02

Tgt Ion	Resp	Lower	Upper
75	18895		
75	100		
110	9.2	18.1	54.4#
77	0.0	24.3	36.5#

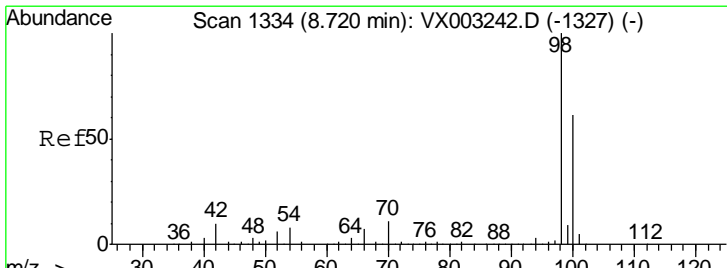
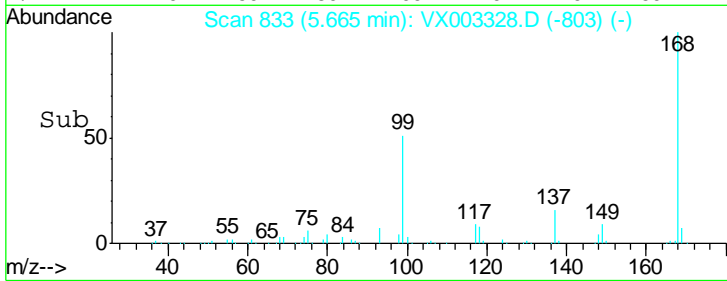
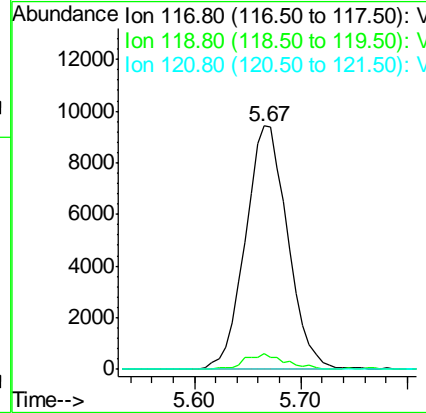
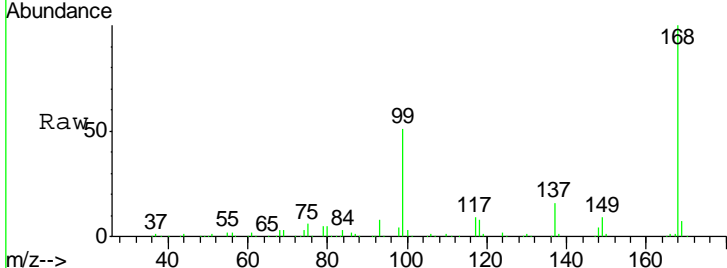




#38
 Carbon Tetrachloride
 Concen: 3.88 ug/l
 RT: 5.67 min Scan# 833
 Delta R.T. -0.12 min
 Lab File: VX003328.D
 Acq: 11 Jul 2018 19:02

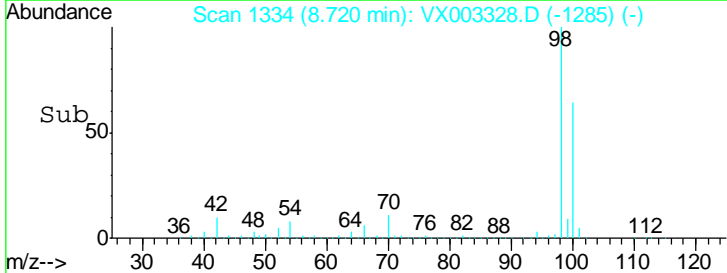
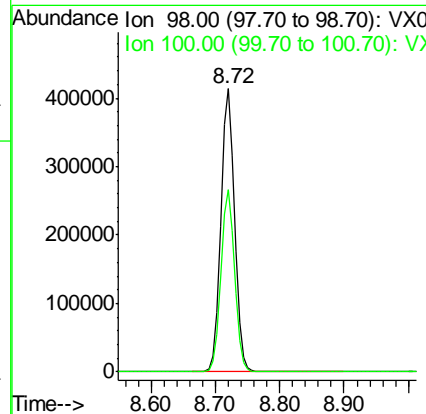
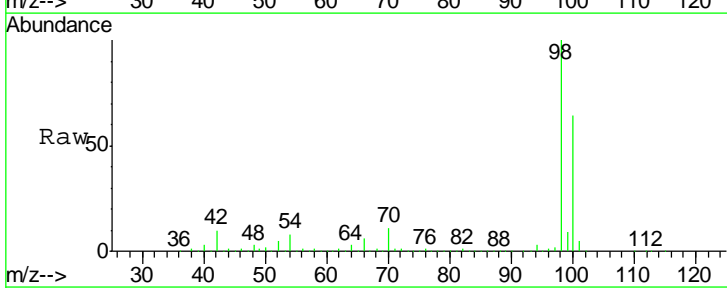
Instrument : MSVOA_X
 ClientSampled : PB110983ZHE#02

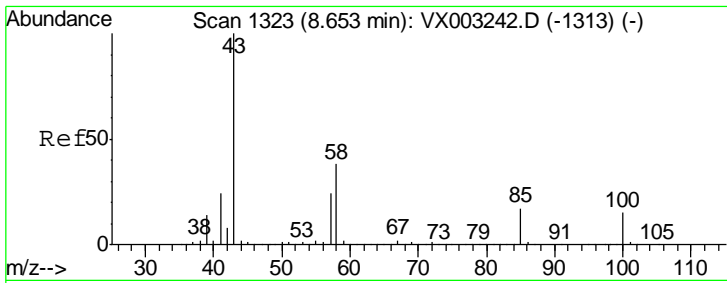
Tgt Ion	Resp	Lower	Upper
117	26213		
119	6.3	77.4	116.0#
121	0.0	24.4	36.6#



#50
 Toluene-d8
 Concen: 37.60 ug/l
 RT: 8.72 min Scan# 1334
 Delta R.T. -0.00 min
 Lab File: VX003328.D
 Acq: 11 Jul 2018 19:02

Tgt Ion	Resp	Lower	Upper
98	625352		
100	64.1	50.9	76.3



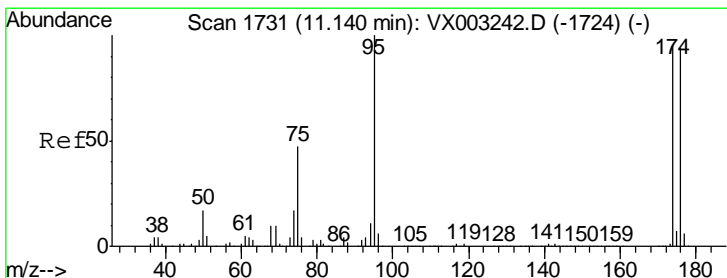
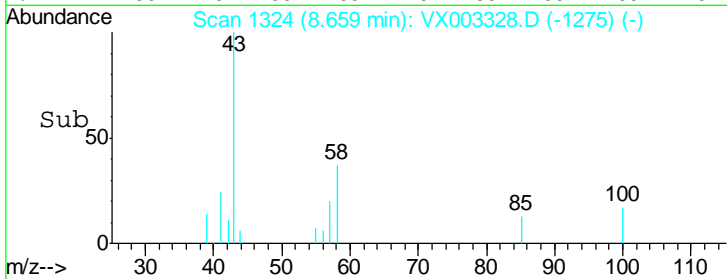
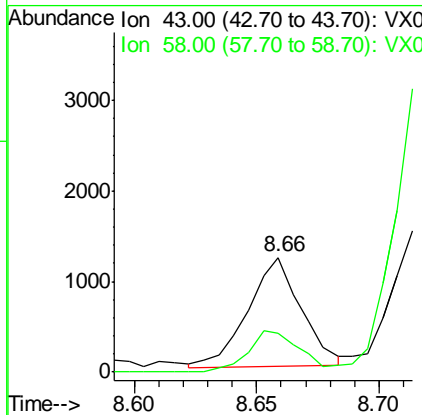
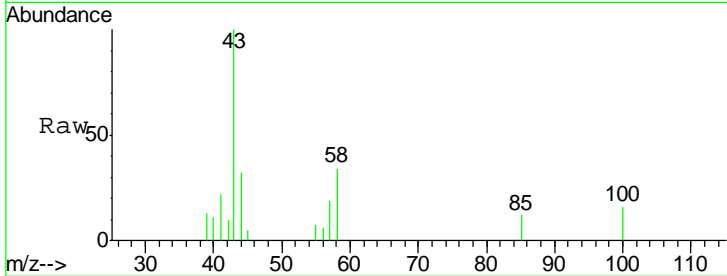


#51
 4-Methyl-2-Pentanone
 Concen: 0.28 ug/l
 RT: 8.66 min Scan# 1324
 Delta R.T. -0.00 min
 Lab File: VX003328.D
 Acq: 11 Jul 2018 19:02

Instrument : MSVOA_X
 ClientSampled : PB110983ZHE#02

Tgt Ion: 43 Resp: 1821

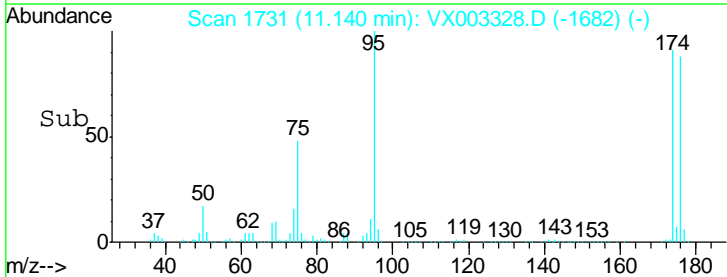
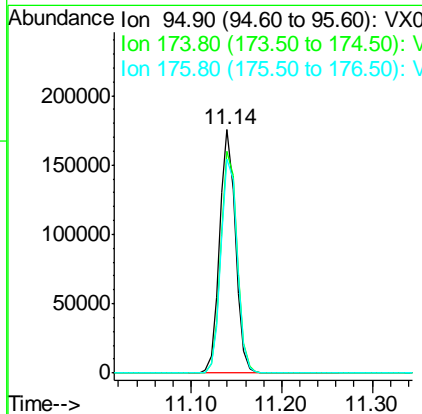
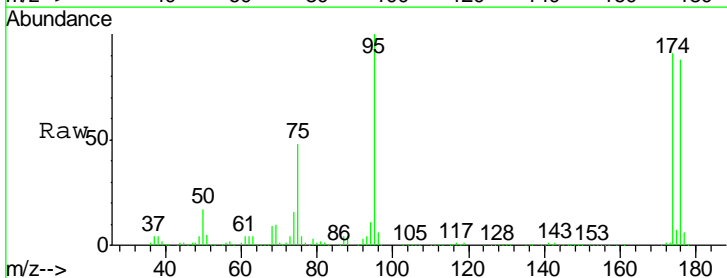
Ion	Ratio	Lower	Upper
43	100		
58	36.1	28.6	42.8

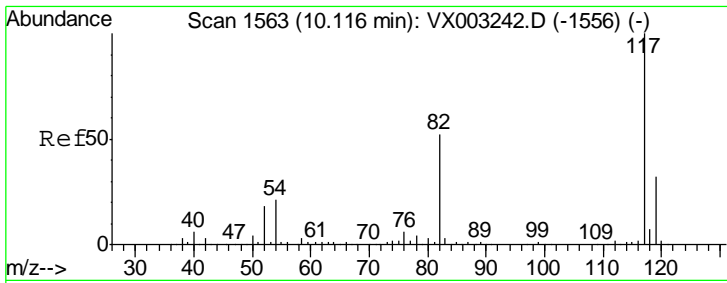


#62
 4-Bromofluorobenzene
 Concen: 34.95 ug/l
 RT: 11.14 min Scan# 1731
 Delta R.T. 0.00 min
 Lab File: VX003328.D
 Acq: 11 Jul 2018 19:02

Tgt Ion: 95 Resp: 214773

Ion	Ratio	Lower	Upper
95	100		
174	93.9	0.0	187.4
176	90.7	0.0	181.0

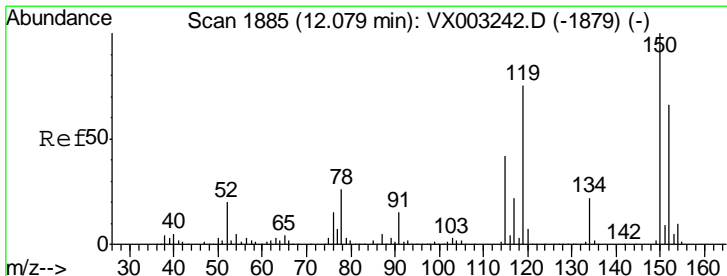
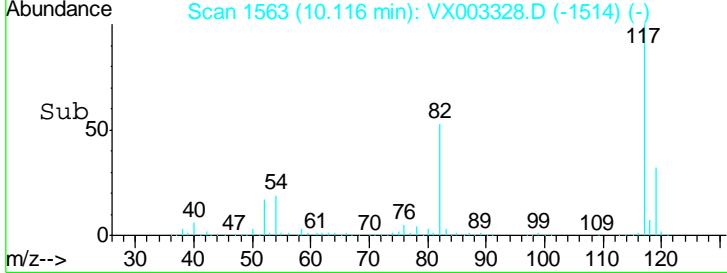
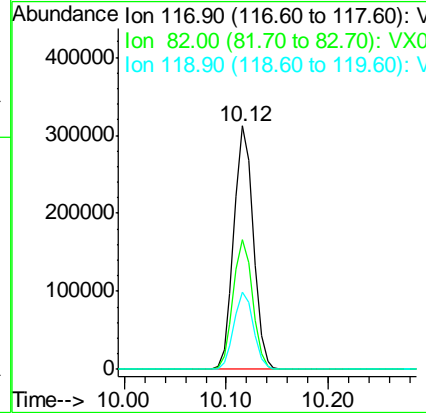
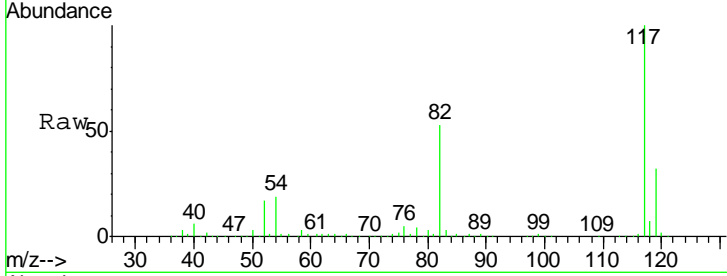




#63
 Chlorobenzene-d5
 Concen: 50.00 ug/l
 RT: 10.12 min Scan# 1563
 Delta R.T. 0.00 min
 Lab File: VX003328.D
 Acq: 11 Jul 2018 19:02

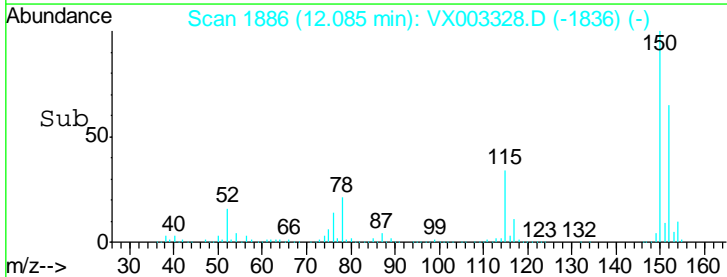
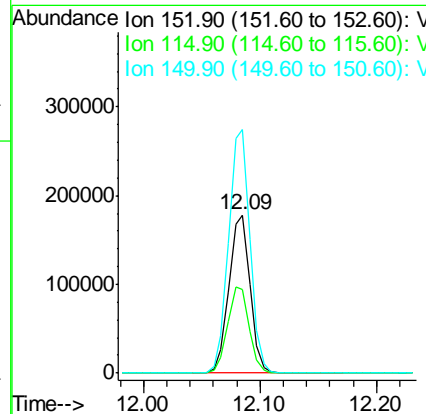
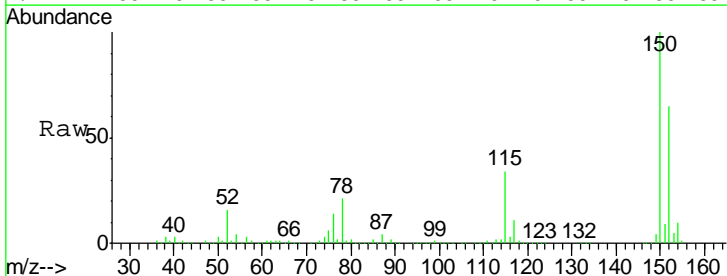
Instrument : MSVOA_X
 ClientSampled : PB110983ZHE#02

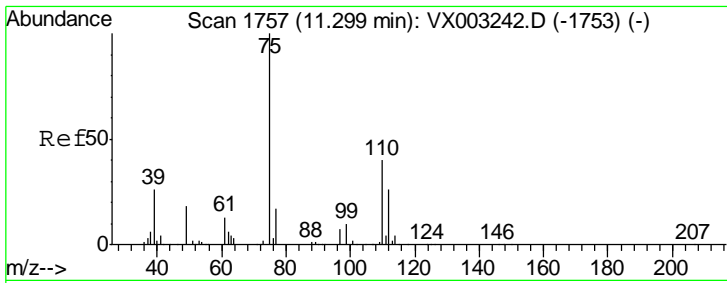
Tgt Ion	Resp	Lower	Upper
117	410899		
82	53.4	45.0	67.4
119	31.6	25.8	38.6



#72
 1,4-Dichlorobenzene-d4
 Concen: 50.00 ug/l
 RT: 12.09 min Scan# 1886
 Delta R.T. 0.01 min
 Lab File: VX003328.D
 Acq: 11 Jul 2018 19:02

Tgt Ion	Resp	Lower	Upper
152	223017		
115	55.1	40.1	120.2
150	156.1	0.0	347.2

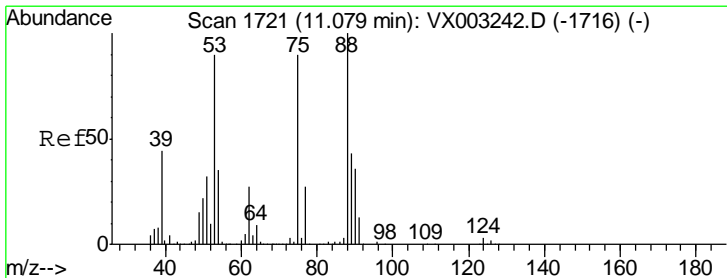
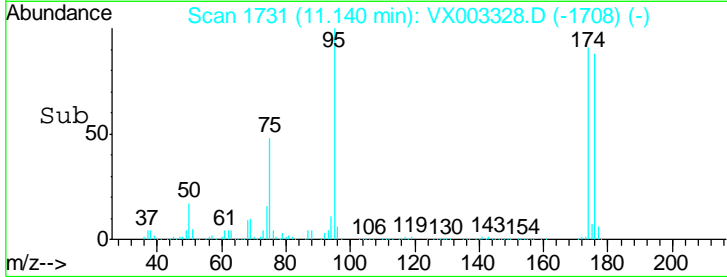
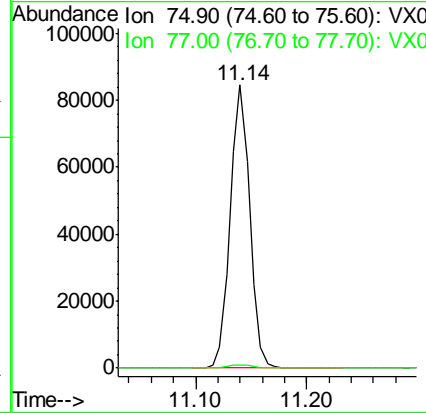
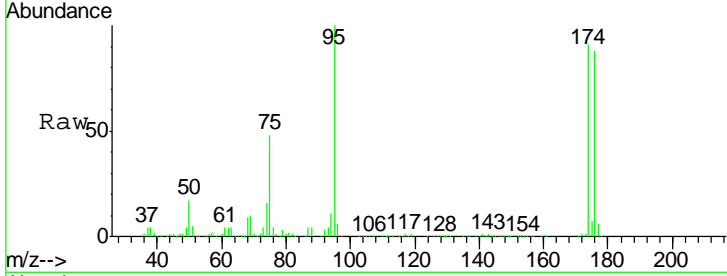




#76
 1,2,3-Trichloropropane
 Concen: 21.31 ug/l
 RT: 11.14 min Scan# 1731
 Delta R.T. -0.16 min
 Lab File: VX003328.D
 Acq: 11 Jul 2018 19:02

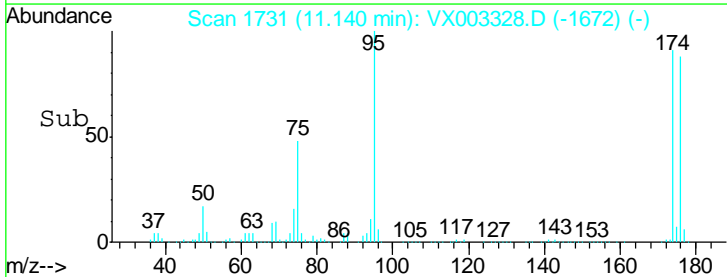
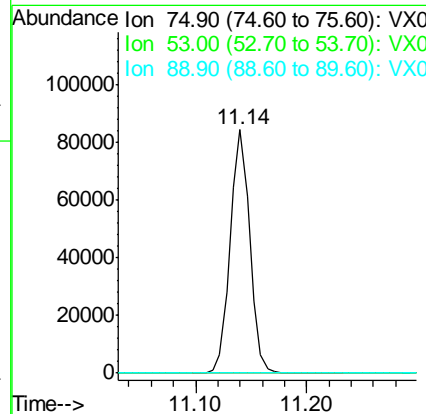
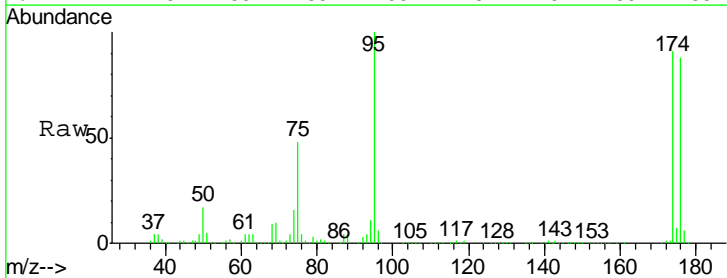
Instrument :
 MSVOA_X
 ClientSampled :
 PB110983ZHE#02

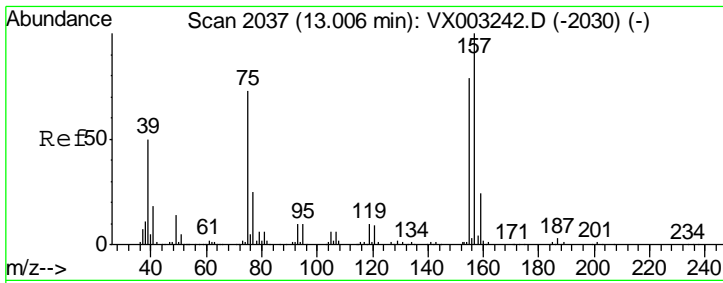
Tgt Ion: 75 Resp: 102689
 Ion Ratio Lower Upper
 75 100
 77 1.3 22.8 68.3#



#81
 trans-1,4-Dichloro-2-butene
 Concen: 69.63 ug/l
 RT: 11.14 min Scan# 1731
 Delta R.T. 0.06 min
 Lab File: VX003328.D
 Acq: 11 Jul 2018 19:02

Tgt Ion: 75 Resp: 102689
 Ion Ratio Lower Upper
 75 100
 53 0.1 86.8 130.2#
 89 0.0 38.2 57.2#

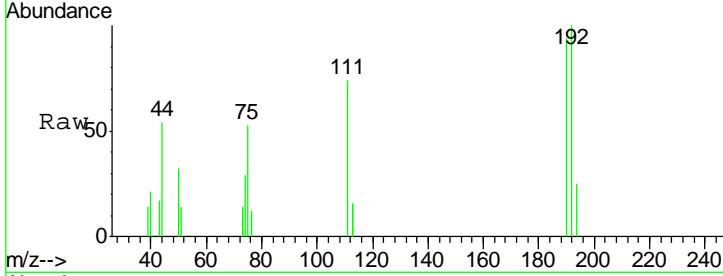




#92
 1,2-Dibromo-3-Chloropropane
 Concen: 0.32 ug/l
 RT: 12.98 min Scan# 2033
 Delta R.T. -0.02 min
 Lab File: VX003328.D
 Acq: 11 Jul 2018 19:02

Instrument : MSVOA_X
 ClientSampleId : PB110983ZHE#02

Tot Ion	75	Resp	372
Ion Ratio	Lower	Upper	
75	100		
155	0.0	45.8	137.4#
157	0.0	60.1	180.3#



Abundance Ion 74.90 (74.60 to 75.60): VX0
 Ion 154.80 (154.50 to 155.50): V
 Ion 156.80 (156.50 to 157.50): V

