

Data Path : Z:\voasrv\HPCHEM1\MSVOA_X\Data\VX073024\
 Data File : VX042753.D
 Acq On : 30 Jul 2024 20:34
 Operator : JC/MD
 Sample : P3389-02MS
 Misc : 5.0mL/MSVOA_X/WATER
 ALS Vial : 27 Sample Multiplier: 1

Instrument :
 MSVOA_X
 ClientSampleId :

Quant Time: Jul 31 03:21:22 2024
 Quant Method : Z:\voasrv\HPCHEM1\MSVOA_X\Method\SFAMXML072624WMA.M
 Quant Title : VOC Analysis
 QLast Update : Wed Jul 31 03:10:58 2024
 Response via : Initial Calibration

| Compound | R.T. | QIon | Response | Conc | Units | Dev(Min) |
|-------------------------------|---------|----------------|----------|---------|----------|----------|
| Internal Standards | | | | | | |
| 1) 1,4-Difluorobenzene | 6.763 | 114 | 140501 | 50.000 | ug/L | 0.00 |
| 28) Chlorobenzene-d5 | 10.055 | 117 | 126889 | 50.000 | ug/L | 0.00 |
| 58) 1,4-Dichlorobenzene-d4 | 12.024 | 152 | 57117 | 50.000 | ug/L | 0.00 |
| System Monitoring Compounds | | | | | | |
| 4) Vinyl Chloride-d3 | 1.368 | 65 | 31527 | 36.935 | ug/L | 0.00 |
| Spiked Amount | 50.000 | Range 60 - 135 | Recovery | = | 73.860% | |
| 7) Chloroethane-d5 | 1.648 | 69 | 16295 | 46.327 | ug/L | 0.00 |
| Spiked Amount | 50.000 | Range 70 - 130 | Recovery | = | 92.660% | |
| 11) 1,1-Dichloroethene-d2 | 2.300 | 65 | 17663 | 41.998 | ug/L | 0.00 |
| Spiked Amount | 50.000 | Range 60 - 125 | Recovery | = | 84.000% | |
| 21) 2-Butanone-d5 | 4.471 | 46 | 62573 | 98.906 | ug/L | 0.00 |
| Spiked Amount | 100.000 | Range 40 - 130 | Recovery | = | 98.910% | |
| 24) Chloroform-d | 5.062 | 84 | 91864 | 49.168 | ug/L | 0.01 |
| Spiked Amount | 50.000 | Range 70 - 125 | Recovery | = | 98.340% | |
| 26) 1,2-Dichloroethane-d4 | 5.958 | 65 | 57948 | 48.075 | ug/L | 0.00 |
| Spiked Amount | 50.000 | Range 70 - 125 | Recovery | = | 96.140% | |
| 32) Benzene-d6 | 5.976 | 84 | 168529 | 47.856 | ug/L | 0.00 |
| Spiked Amount | 50.000 | Range 70 - 125 | Recovery | = | 95.720% | |
| 36) 1,2-Dichloropropane-d6 | 7.312 | 67 | 50033 | 48.005 | ug/L | 0.00 |
| Spiked Amount | 50.000 | Range 70 - 120 | Recovery | = | 96.000% | |
| 41) Toluene-d8 | 8.647 | 98 | 150467 | 47.654 | ug/L | 0.00 |
| Spiked Amount | 50.000 | Range 80 - 120 | Recovery | = | 95.300% | |
| 43) trans-1,3-Dichloroprop... | 8.952 | 79 | 23408 | 47.993 | ug/L | 0.00 |
| Spiked Amount | 50.000 | Range 60 - 125 | Recovery | = | 95.980% | |
| 47) 2-Hexanone-d5 | 9.384 | 63 | 46740 | 100.302 | ug/L | 0.00 |
| Spiked Amount | 100.000 | Range 45 - 130 | Recovery | = | 100.300% | |
| 56) 1,1,2,2-Tetrachloroeth... | 11.189 | 84 | 73612 | 49.053 | ug/L | 0.00 |
| Spiked Amount | 50.000 | Range 65 - 120 | Recovery | = | 98.100% | |
| 66) 1,2-Dichlorobenzene-d4 | 12.317 | 152 | 50378 | 46.670 | ug/L | 0.00 |
| Spiked Amount | 50.000 | Range 80 - 120 | Recovery | = | 93.340% | |
| Target Compounds | | | | | | |
| 2) Dichlorodifluoromethane | 1.166 | 85 | 46707 | 37.627 | ug/L | 99 |
| 3) Chloromethane | 1.300 | 50 | 45394 | 44.223 | ug/L | 99 |
| 5) Vinyl chloride | 1.374 | 62 | 52913 | 54.226 | ug/L | 98 |
| 6) Bromomethane | 1.599 | 94 | 14154 | 46.361 | ug/L | 91 |
| 8) Chloroethane | 1.666 | 64 | 15602 | 43.671 | ug/L | 88 |
| 9) Trichlorofluoromethane | 1.874 | 101 | 50373 | 36.472 | ug/L | 92 |
| 10) 1,1,2-Trichloro-1,2,2-... | 2.319 | 101 | 38670 | 38.963 | ug/L | 98 |
| 12) 1,1-Dichloroethene | 2.312 | 96 | 39250 | 43.212 | ug/L | 99 |
| 13) Acetone | 2.392 | 43 | 47948 | 96.957 | ug/L | 98 |
| 14) Carbon disulfide | 2.501 | 76 | 92597 | 41.752 | ug/L | 100 |
| 15) Methyl Acetate | 2.709 | 43 | 55958 | 51.048 | ug/L | 99 |
| 16) Methylene chloride | 2.788 | 84 | 51825 | 49.406 | ug/L | 91 |
| 17) trans-1,2-Dichloroethene | 3.087 | 96 | 44673 | 47.925 | ug/L | 93 |
| 18) Methyl tert-butyl Ether | 3.123 | 73 | 163401 | 50.574 | ug/L | 99 |
| 19) 1,1-Dichloroethane | 3.605 | 63 | 85045 | 47.786 | ug/L | 98 |
| 20) cis-1,2-Dichloroethene | 4.489 | 96 | 53816 | 50.546 | ug/L | 96 |
| 22) 2-Butanone | 4.574 | 43 | 77506 | 102.906 | ug/L | 96 |
| 23) Bromochloromethane | 4.903 | 128 | 26452 | 52.467 | ug/L | # 87 |
| 25) Chloroform | 5.092 | 83 | 95790 | 50.479 | ug/L | 100 |

Data Path : Z:\voasrv\HPCHEM1\MSVOA_X\Data\VX073024\
 Data File : VX042753.D
 Acq On : 30 Jul 2024 20:34
 Operator : JC/MD
 Sample : P3389-02MS
 Misc : 5.0mL/MSVOA_X/WATER
 ALS Vial : 27 Sample Multiplier: 1

Instrument :
 MSVOA_X
 ClientSampleId :

Quant Time: Jul 31 03:21:22 2024
 Quant Method : Z:\voasrv\HPCHEM1\MSVOA_X\Method\SFAMXML072624WMA.M
 Quant Title : VOC Analysis
 QLast Update : Wed Jul 31 03:10:58 2024
 Response via : Initial Calibration

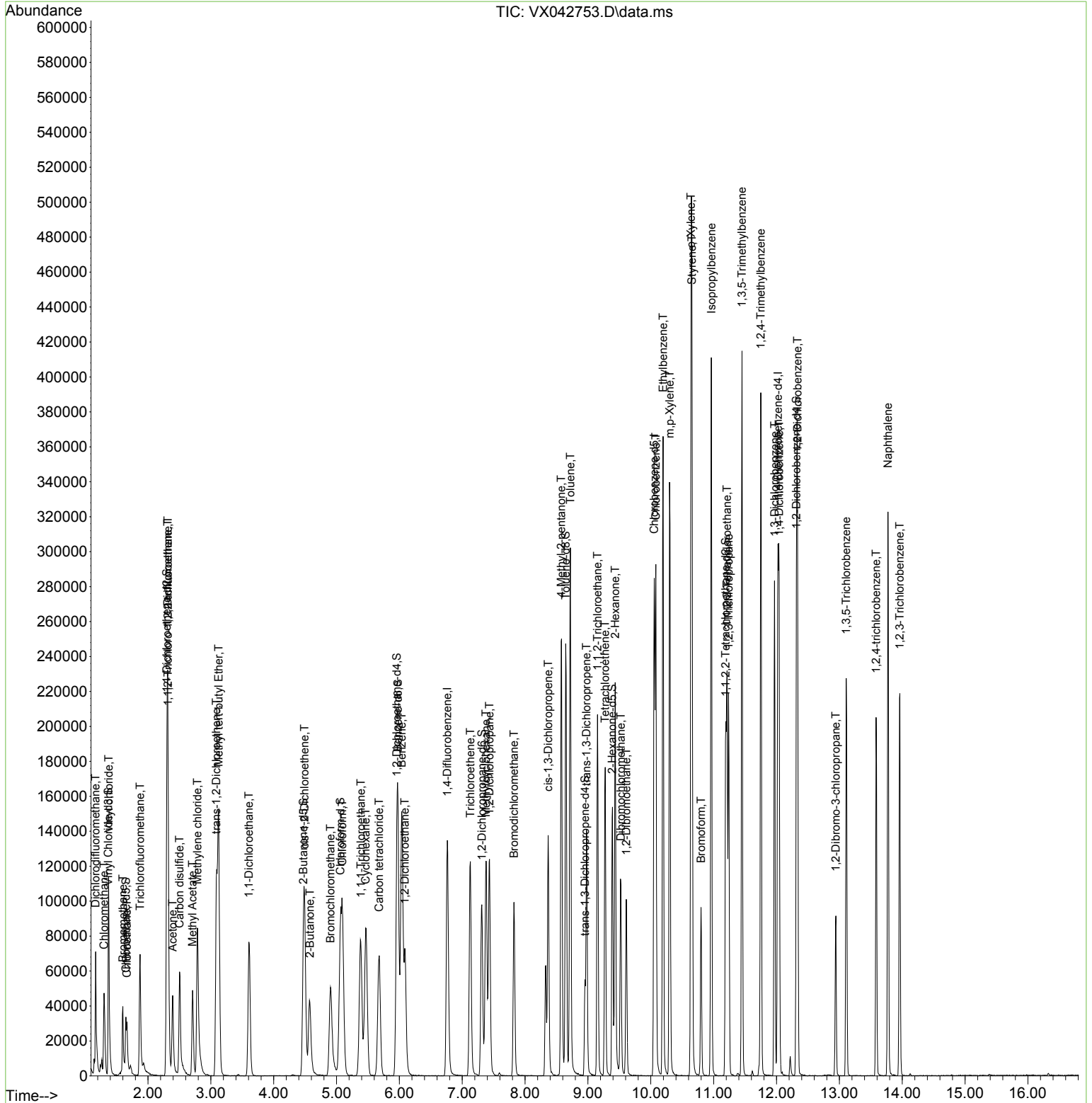
| Compound | R.T. | QIon | Response | Conc | Units | Dev(Min) |
|-------------------------------|--------|------|----------|---------|-------|----------|
| 27) 1,2-Dichloroethane | 6.086 | 62 | 77228 | 51.242 | ug/L | 98 |
| 29) Cyclohexane | 5.464 | 56 | 55232 | 36.820 | ug/L | 95 |
| 30) 1,1,1-Trichloroethane | 5.385 | 97 | 78433 | 48.392 | ug/L | 98 |
| 31) Carbon tetrachloride | 5.678 | 117 | 64540 | 47.144 | ug/L | 100 |
| 33) Benzene | 6.037 | 78 | 190483 | 49.053 | ug/L | 100 |
| 34) Trichloroethene | 7.129 | 95 | 48625 | 46.869 | ug/L | 96 |
| 35) Methylcyclohexane | 7.379 | 83 | 58331 | 37.148 | ug/L | 99 |
| 37) 1,2-Dichloropropane | 7.434 | 63 | 49937 | 49.481 | ug/L | 99 |
| 38) Bromodichloromethane | 7.824 | 83 | 65029 | 49.854 | ug/L | 95 |
| 39) cis-1,3-Dichloropropene | 8.366 | 75 | 72995 | 47.121 | ug/L | 98 |
| 40) 4-Methyl-2-pentanone | 8.574 | 43 | 142537 | 102.655 | ug/L | 96 |
| 42) Toluene | 8.720 | 91 | 198989 | 49.753 | ug/L | 99 |
| 44) trans-1,3-Dichloropropene | 8.976 | 75 | 68459 | 48.752 | ug/L | 96 |
| 45) 1,1,2-Trichloroethane | 9.153 | 97 | 54499 | 53.467 | ug/L | 97 |
| 46) Tetrachloroethene | 9.275 | 164 | 34541 | 48.819 | ug/L | 93 |
| 48) 2-Hexanone | 9.433 | 43 | 113252 | 104.874 | ug/L | 96 |
| 49) Dibromochloromethane | 9.525 | 129 | 49445 | 51.948 | ug/L | 93 |
| 50) 1,2-Dibromoethane | 9.610 | 107 | 54319 | 51.238 | ug/L | 96 |
| 51) Chlorobenzene | 10.079 | 112 | 125838 | 48.654 | ug/L | 96 |
| 52) Ethylbenzene | 10.195 | 91 | 213674 | 48.709 | ug/L | 99 |
| 53) m,p-Xylene | 10.299 | 106 | 83470 | 50.509 | ug/L | 96 |
| 54) o-Xylene | 10.640 | 106 | 84578 | 51.448 | ug/L | 93 |
| 55) Styrene | 10.652 | 104 | 138495 | 50.538 | ug/L | 97 |
| 57) 1,1,2,2-Tetrachloroethane | 11.213 | 83 | 85788 | 52.630 | ug/L | 98 |
| 59) Bromoform | 10.799 | 173 | 32331 | 50.440 | ug/L | 97 |
| 60) Isopropylbenzene | 10.963 | 105 | 209469 | 48.536 | ug/L | 99 |
| 61) 1,2,3-Trichloropropane | 11.238 | 75 | 65981 | 49.933 | ug/L | 97 |
| 62) 1,3,5-Trimethylbenzene | 11.451 | 105 | 173490 | 48.335 | ug/L | 98 |
| 63) 1,2,4-Trimethylbenzene | 11.750 | 105 | 173299 | 48.897 | ug/L | 99 |
| 64) 1,3-Dichlorobenzene | 11.969 | 146 | 86989 | 46.866 | ug/L | 98 |
| 65) 1,4-Dichlorobenzene | 12.042 | 146 | 89370 | 47.804 | ug/L | 99 |
| 67) 1,2-Dichlorobenzene | 12.335 | 146 | 90493 | 48.417 | ug/L | 98 |
| 68) 1,2-Dibromo-3-chloropr... | 12.945 | 75 | 18090 | 51.388 | ug/L | 100 |
| 69) 1,3,5-Trichlorobenzene | 13.109 | 180 | 52668 | 45.748 | ug/L | 99 |
| 70) 1,2,4-trichlorobenzene | 13.585 | 180 | 45311 | 44.880 | ug/L | 99 |
| 71) Naphthalene | 13.774 | 128 | 197838 | 50.799 | ug/L | 99 |
| 72) 1,2,3-Trichlorobenzene | 13.963 | 180 | 51453 | 49.200 | ug/L | 96 |

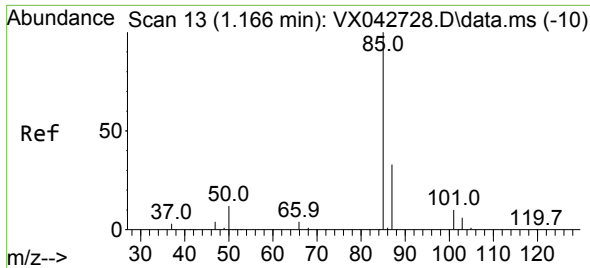
(#) = qualifier out of range (m) = manual integration (+) = signals summed

Data Path : Z:\voasrv\HPCHEM1\MSVOA_X\Data\VX073024\
 Data File : VX042753.D
 Acq On : 30 Jul 2024 20:34
 Operator : JC/MD
 Sample : P3389-02MS
 Misc : 5.0mL/MSVOA_X/WATER
 ALS Vial : 27 Sample Multiplier: 1

Instrument :
 MSVOA_X
 ClientSampleId :

Quant Time: Jul 31 03:21:22 2024
 Quant Method : Z:\voasrv\HPCHEM1\MSVOA_X\Method\SFAMXLM072624WMA.M
 Quant Title : VOC Analysis
 QLast Update : Wed Jul 31 03:10:58 2024
 Response via : Initial Calibration

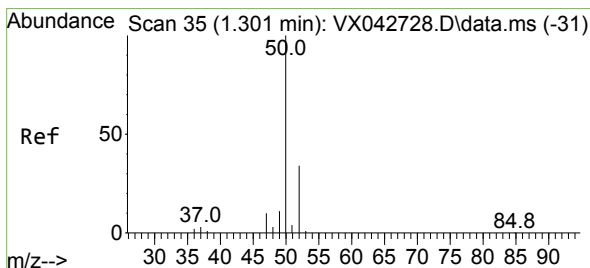
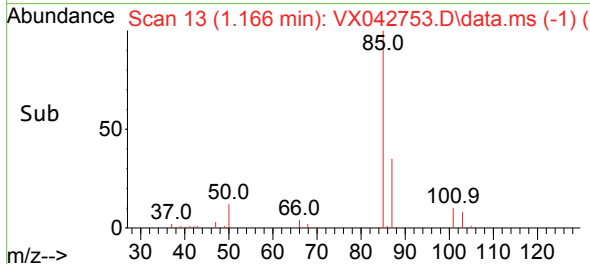
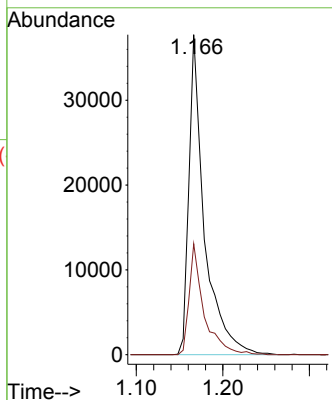
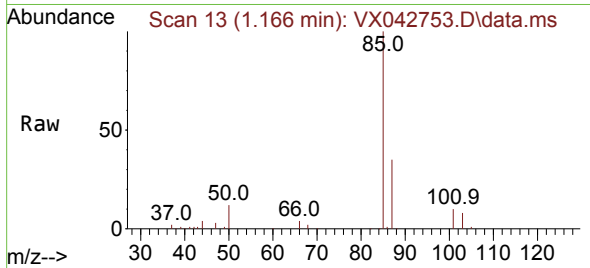




#2
 Dichlorodifluoromethane
 Concen: 37.627 ug/L
 RT: 1.166 min Scan# 11
 Delta R.T. -0.000 min
 Lab File: VX042753.D
 Acq: 30 Jul 2024 20:34

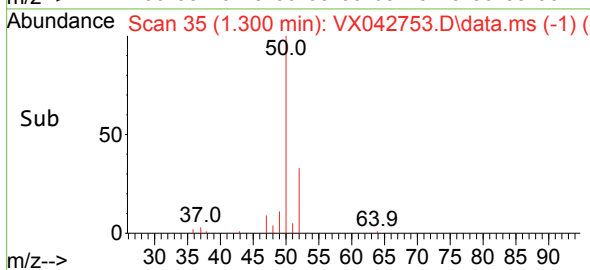
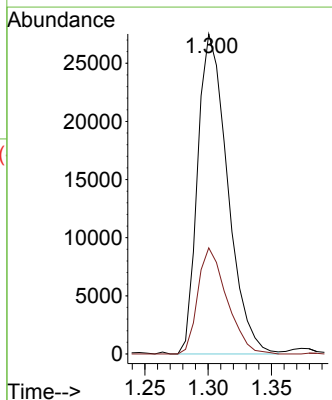
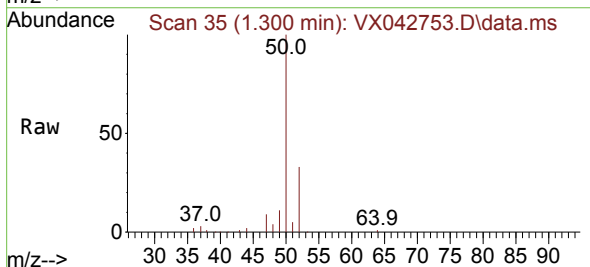
Instrument :
 MSVOA_X
 ClientSampleId :

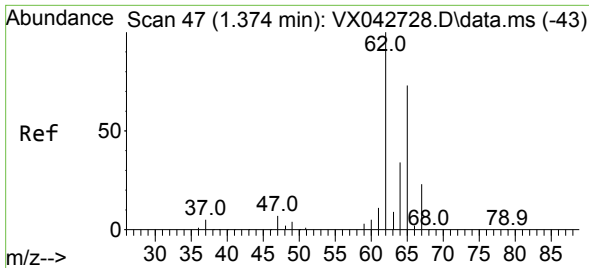
Tgt Ion: 85 Resp: 46707
 Ion Ratio Lower Upper
 85 100
 87 32.7 25.8 38.8



#3
 Chloromethane
 Concen: 44.223 ug/L
 RT: 1.300 min Scan# 35
 Delta R.T. -0.000 min
 Lab File: VX042753.D
 Acq: 30 Jul 2024 20:34

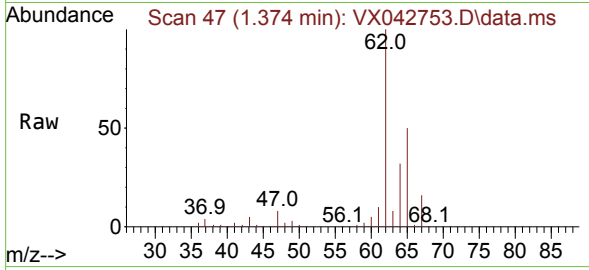
Tgt Ion: 50 Resp: 45394
 Ion Ratio Lower Upper
 50 100
 52 33.2 23.0 42.6



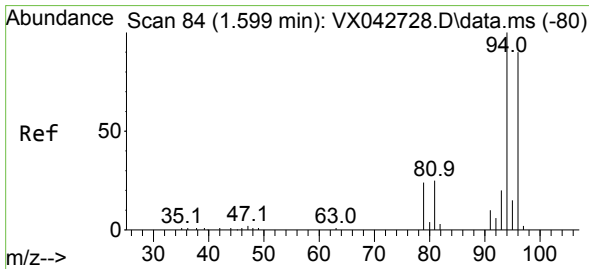
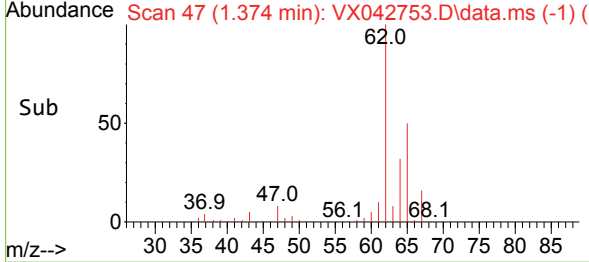
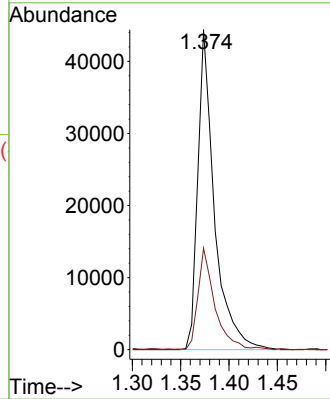


#5
 Vinyl chloride
 Concen: 54.226 ug/L
 RT: 1.374 min Scan# 41
 Delta R.T. -0.000 min
 Lab File: VX042753.D
 Acq: 30 Jul 2024 20:34

Instrument :
 MSVOA_X
 ClientSampleId :

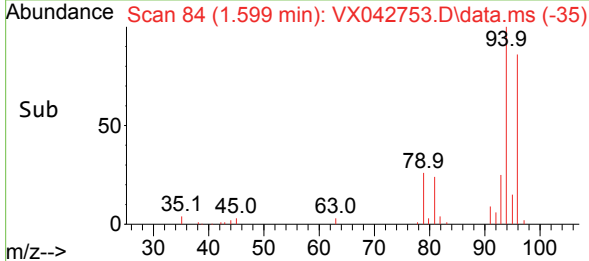
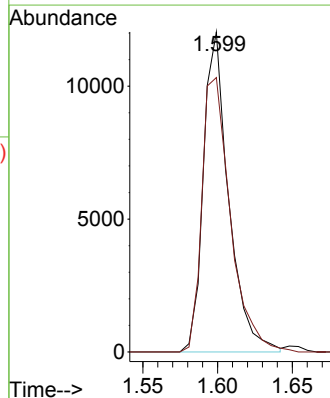
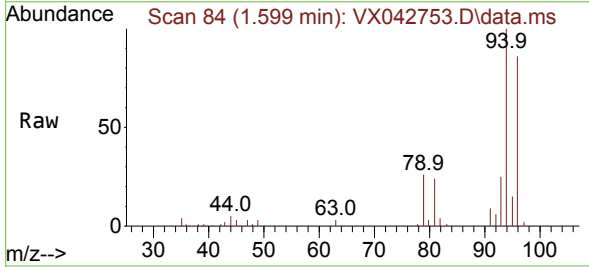


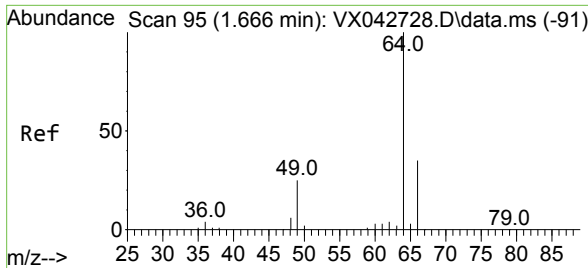
Tgt Ion: 62 Resp: 52913
 Ion Ratio Lower Upper
 62 100
 64 31.7 21.6 40.0



#6
 Bromomethane
 Concen: 46.361 ug/L
 RT: 1.599 min Scan# 84
 Delta R.T. -0.000 min
 Lab File: VX042753.D
 Acq: 30 Jul 2024 20:34

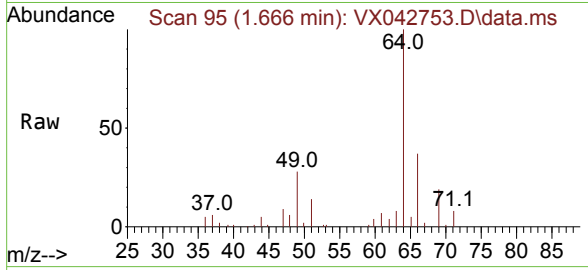
Tgt Ion: 94 Resp: 14154
 Ion Ratio Lower Upper
 94 100
 96 85.7 66.1 122.7



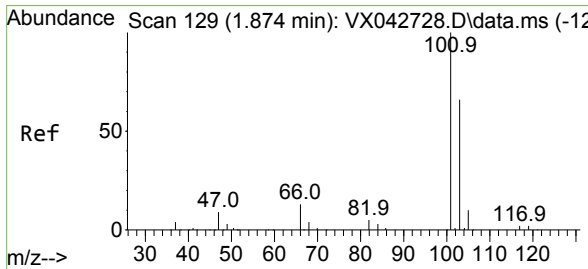
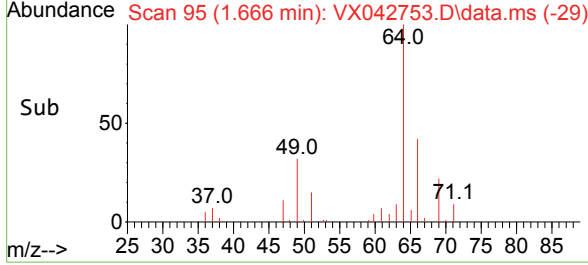
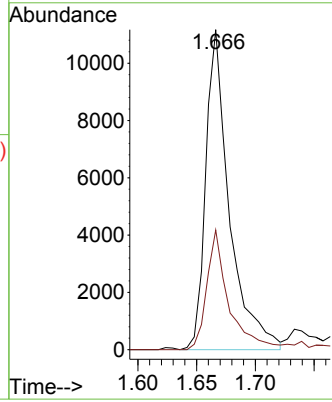


#8
 Chloroethane
 Concen: 43.671 ug/L
 RT: 1.666 min Scan# 91
 Delta R.T. -0.000 min
 Lab File: VX042753.D
 Acq: 30 Jul 2024 20:34

Instrument : MSVOA_X
 ClientSampleId :

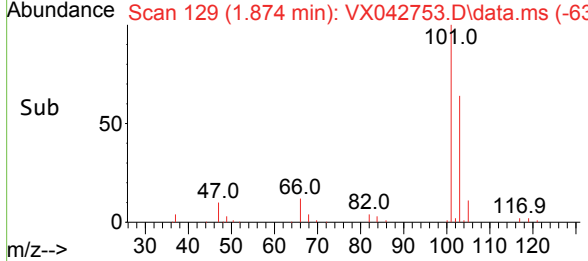
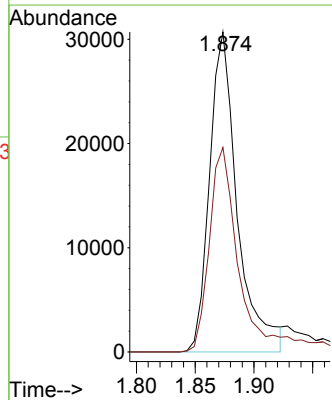
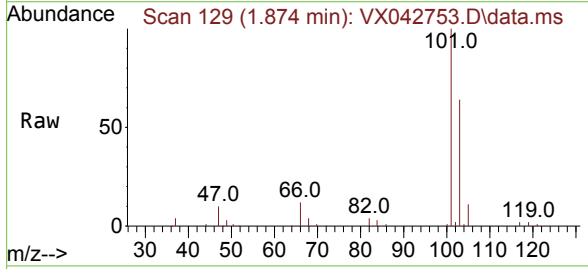


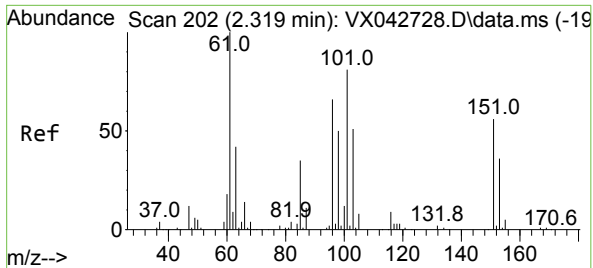
Tgt Ion: 64 Resp: 15602
 Ion Ratio Lower Upper
 64 100
 66 37.4 21.4 39.8



#9
 Trichlorofluoromethane
 Concen: 36.472 ug/L
 RT: 1.874 min Scan# 129
 Delta R.T. -0.000 min
 Lab File: VX042753.D
 Acq: 30 Jul 2024 20:34

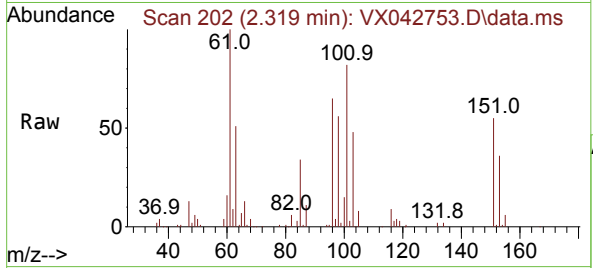
Tgt Ion: 101 Resp: 50373
 Ion Ratio Lower Upper
 101 100
 103 62.6 45.2 67.8



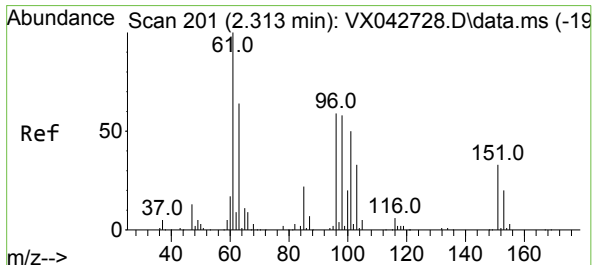
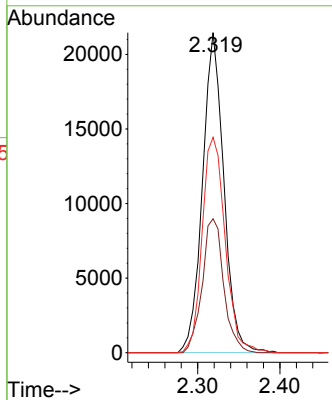
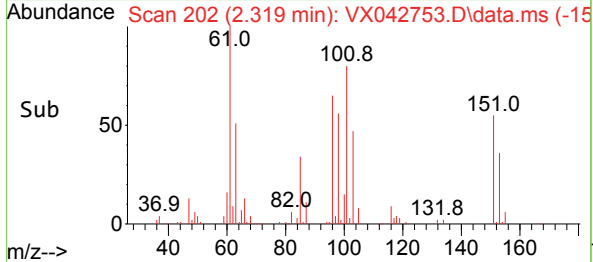


#10
 1,1,2-Trichloro-1,2,2-trifluoroethane
 Concen: 38.963 ug/L
 RT: 2.319 min Scan# 201
 Delta R.T. -0.000 min
 Lab File: VX042753.D
 Acq: 30 Jul 2024 20:34

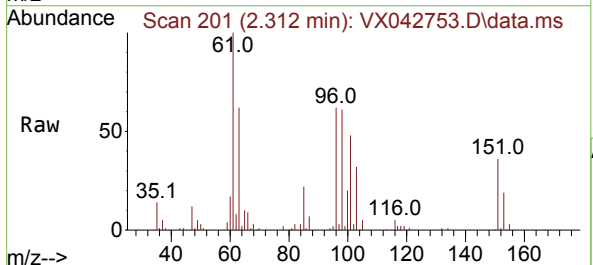
Instrument : MSVOA_X
 ClientSampleId :



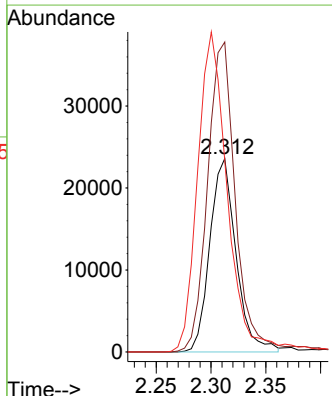
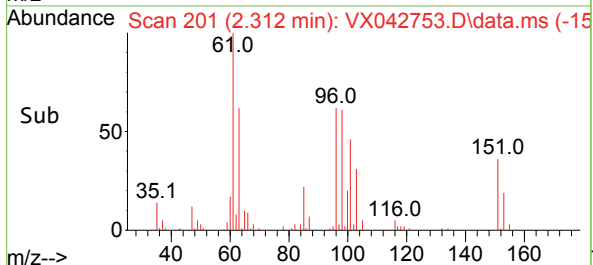
Tgt Ion:101 Resp: 38670
 Ion Ratio Lower Upper
 101 100
 85 42.3 34.4 51.6
 151 72.6 56.6 85.0

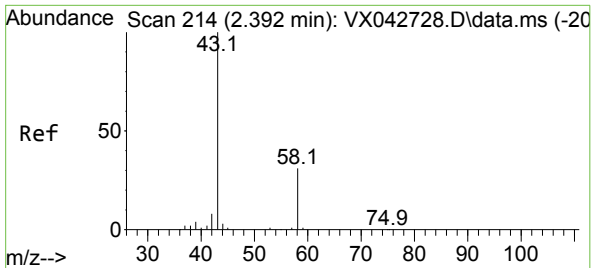


#12
 1,1-Dichloroethene
 Concen: 43.212 ug/L
 RT: 2.312 min Scan# 201
 Delta R.T. -0.000 min
 Lab File: VX042753.D
 Acq: 30 Jul 2024 20:34



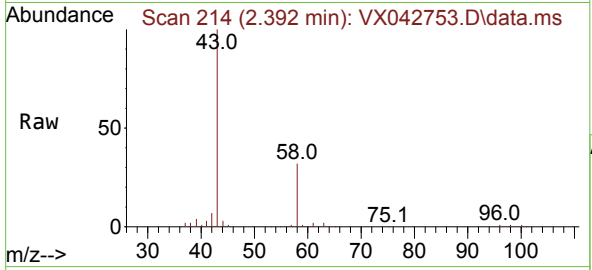
Tgt Ion: 96 Resp: 39250
 Ion Ratio Lower Upper
 96 100
 61 160.3 113.0 209.9
 63 98.9 70.5 130.9



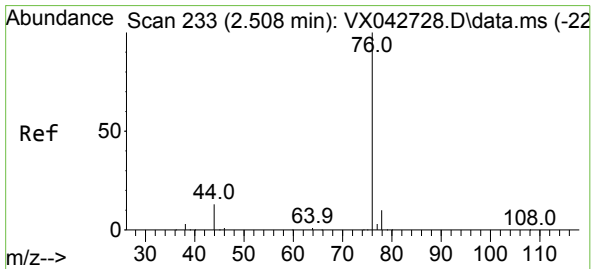
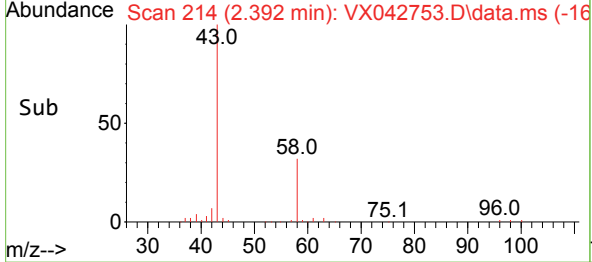
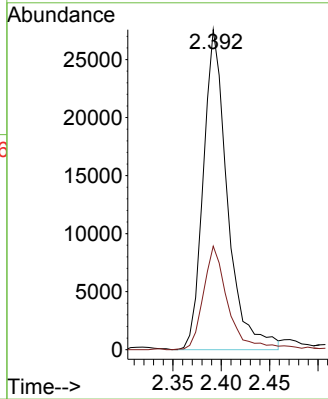


#13
 Acetone
 Concen: 96.957 ug/L
 RT: 2.392 min Scan# 214
 Delta R.T. -0.000 min
 Lab File: VX042753.D
 Acq: 30 Jul 2024 20:34

Instrument : MSVOA_X
 ClientSampleId :

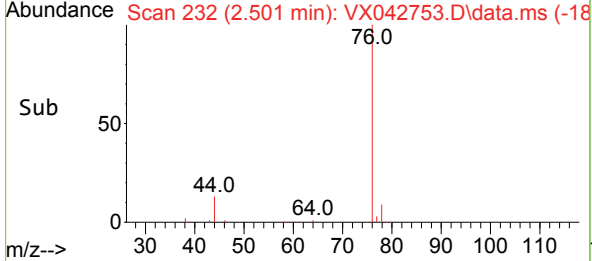
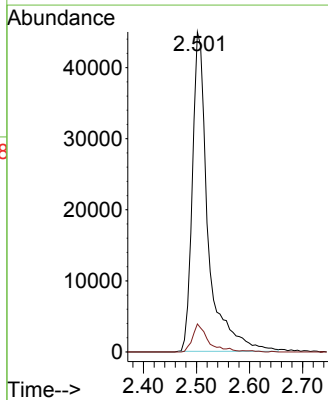
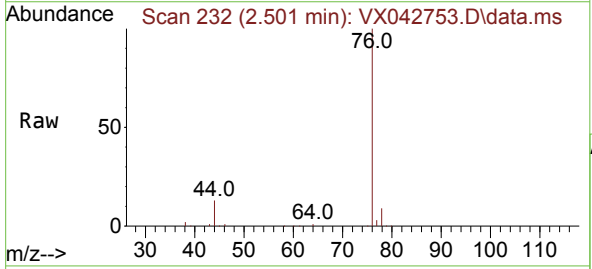


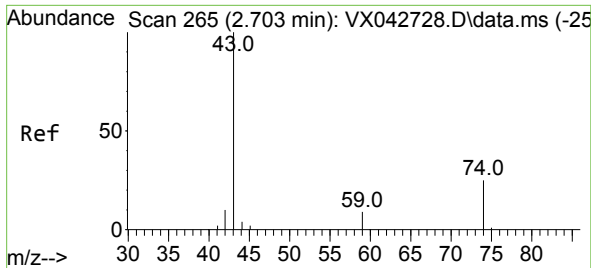
Tgt Ion: 43 Resp: 47948
 Ion Ratio Lower Upper
 43 100
 58 32.5 0.0 62.4



#14
 Carbon disulfide
 Concen: 41.752 ug/L
 RT: 2.501 min Scan# 232
 Delta R.T. -0.006 min
 Lab File: VX042753.D
 Acq: 30 Jul 2024 20:34

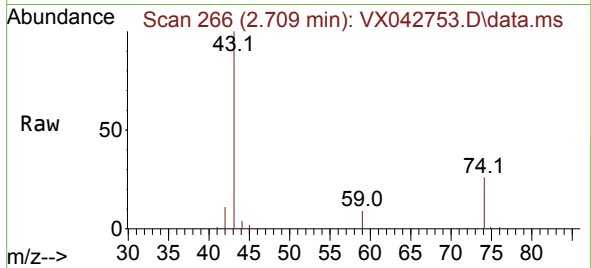
Tgt Ion: 76 Resp: 92597
 Ion Ratio Lower Upper
 76 100
 78 8.7 7.0 10.6



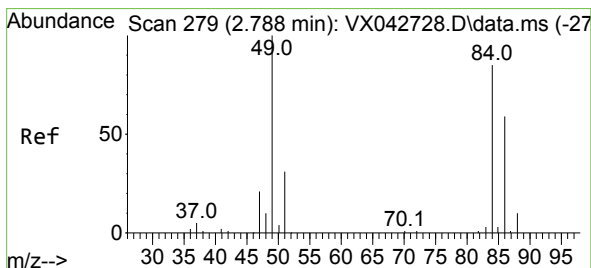
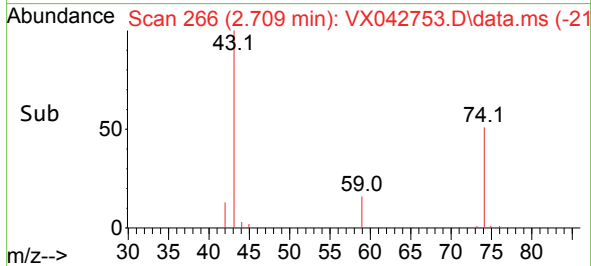
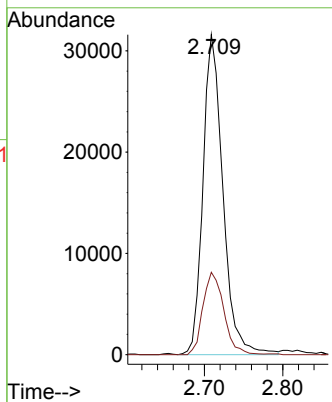


#15
 Methyl Acetate
 Concen: 51.048 ug/L
 RT: 2.709 min Scan# 266
 Delta R.T. 0.006 min
 Lab File: VX042753.D
 Acq: 30 Jul 2024 20:34

Instrument : MSVOA_X
 ClientSampleId :

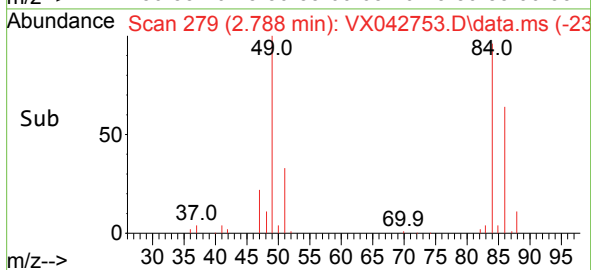
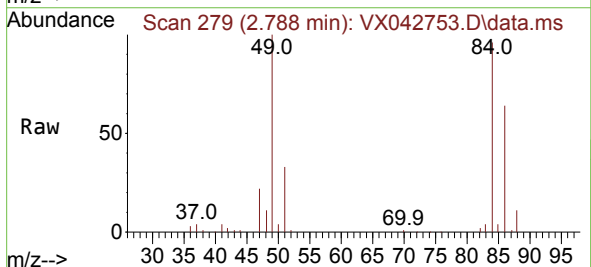
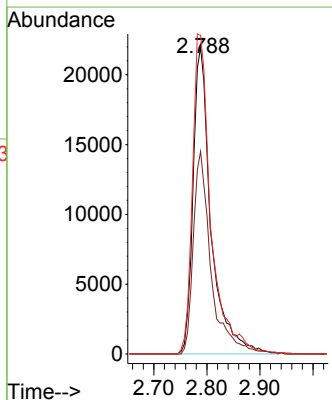


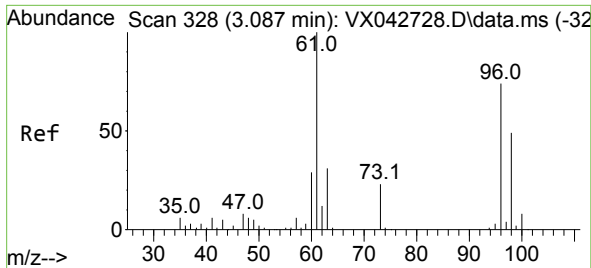
Tgt Ion: 43 Resp: 55958
 Ion Ratio Lower Upper
 43 100
 74 26.9 21.0 31.4



#16
 Methylene chloride
 Concen: 49.406 ug/L
 RT: 2.788 min Scan# 279
 Delta R.T. -0.000 min
 Lab File: VX042753.D
 Acq: 30 Jul 2024 20:34

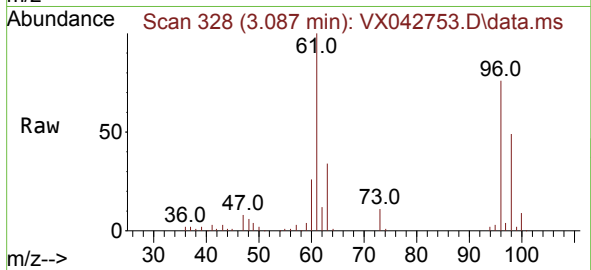
Tgt Ion: 84 Resp: 51825
 Ion Ratio Lower Upper
 84 100
 86 66.1 43.5 80.7
 49 104.0 81.1 150.7



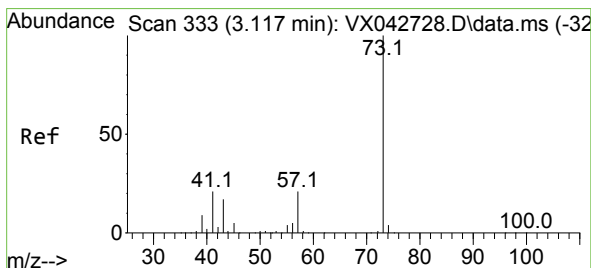
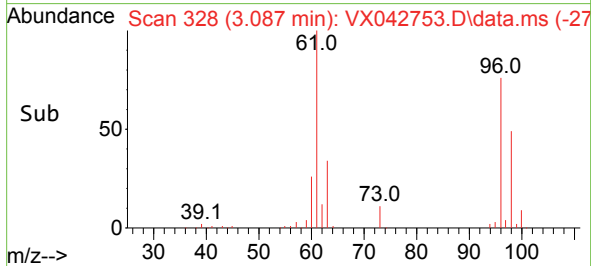
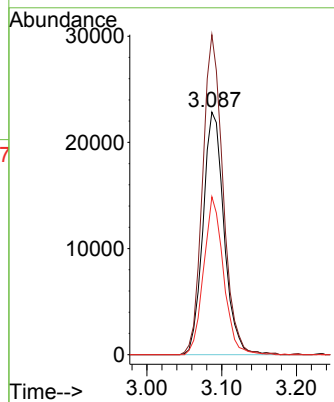


#17
 trans-1,2-Dichloroethene
 Concen: 47.925 ug/L
 RT: 3.087 min Scan# 311
 Delta R.T. -0.000 min
 Lab File: VX042753.D
 Acq: 30 Jul 2024 20:34

Instrument : MSVOA_X
 ClientSampleId :

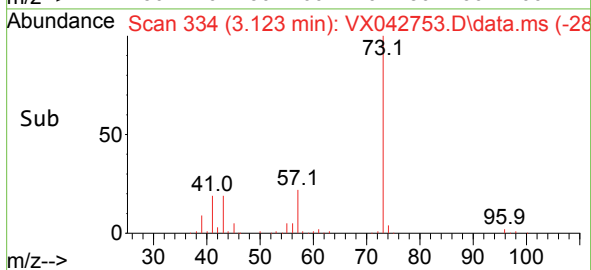
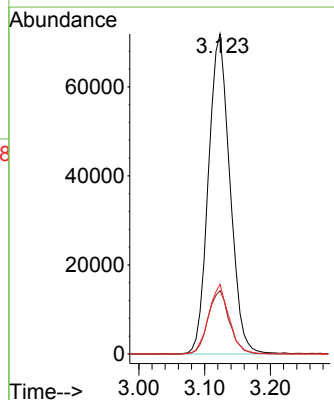
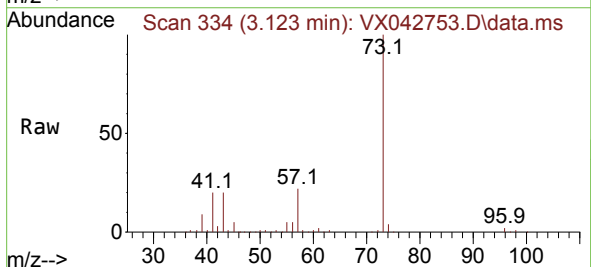


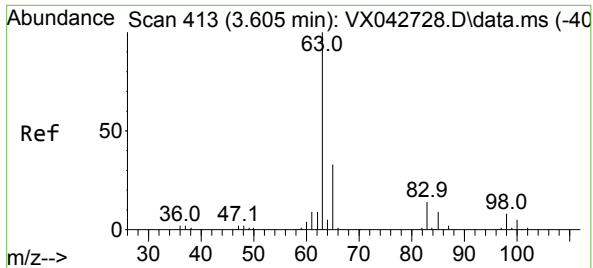
Tgt Ion: 96 Resp: 44673
 Ion Ratio Lower Upper
 96 100
 61 131.9 99.3 184.3
 98 65.1 43.8 81.3



#18
 Methyl tert-butyl Ether
 Concen: 50.574 ug/L
 RT: 3.123 min Scan# 334
 Delta R.T. 0.006 min
 Lab File: VX042753.D
 Acq: 30 Jul 2024 20:34

Tgt Ion: 73 Resp: 163401
 Ion Ratio Lower Upper
 73 100
 43 19.5 15.4 23.2
 57 20.7 16.9 25.3



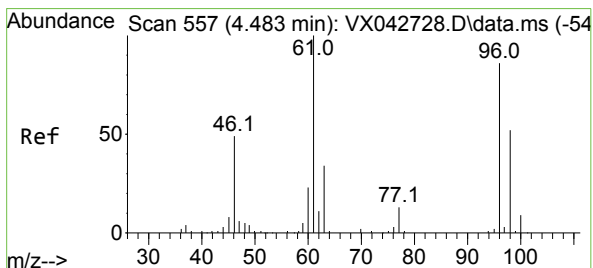
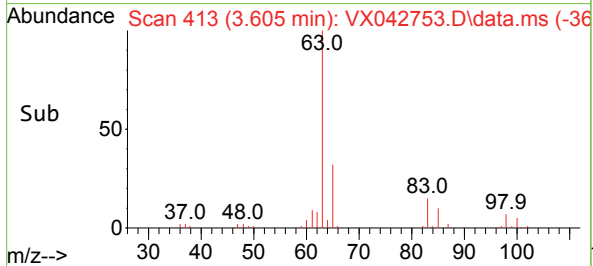
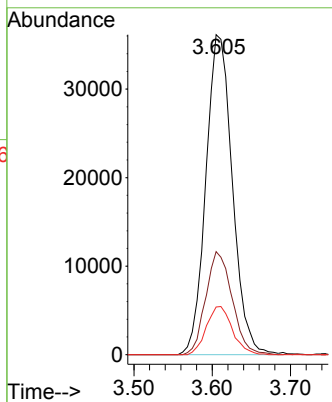
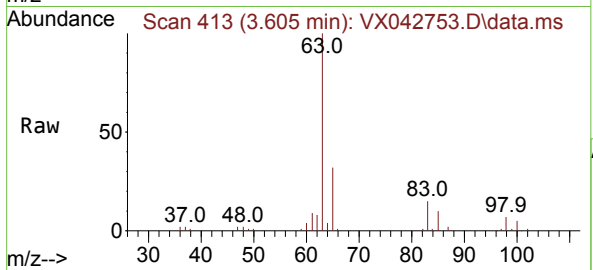


#19
 1,1-Dichloroethane
 Concen: 47.786 ug/L
 RT: 3.605 min Scan# 411
 Delta R.T. -0.000 min
 Lab File: VX042753.D
 Acq: 30 Jul 2024 20:34

Instrument : MSVOA_X
 ClientSampleId :

Tgt Ion: 63 Resp: 85045

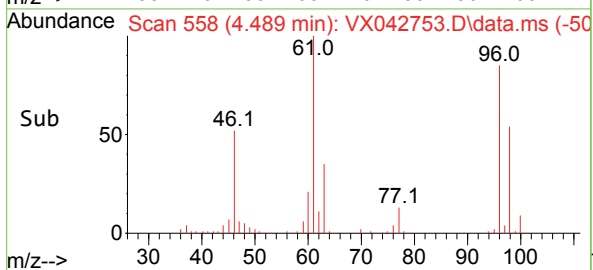
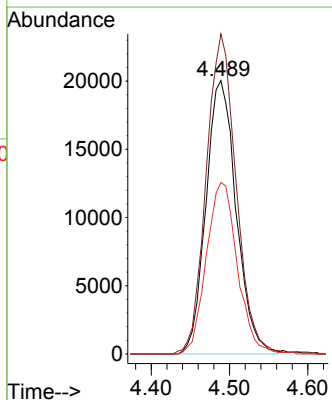
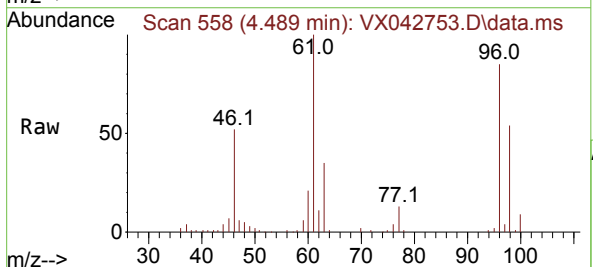
| Ion | Ratio | Lower | Upper |
|-----|-------|-------|-------|
| 63 | 100 | | |
| 65 | 32.2 | 23.6 | 43.8 |
| 83 | 14.9 | 10.9 | 20.3 |

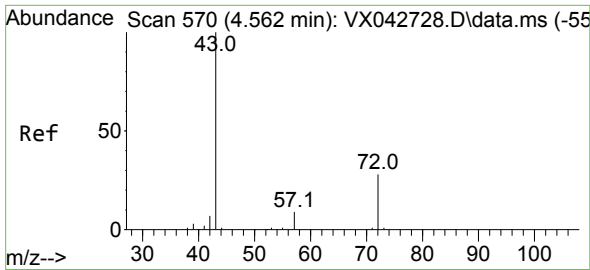


#20
 cis-1,2-Dichloroethene
 Concen: 50.546 ug/L
 RT: 4.489 min Scan# 558
 Delta R.T. 0.006 min
 Lab File: VX042753.D
 Acq: 30 Jul 2024 20:34

Tgt Ion: 96 Resp: 53816

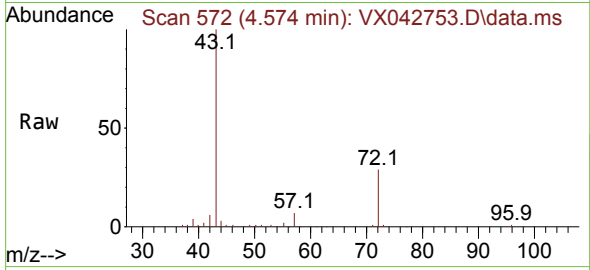
| Ion | Ratio | Lower | Upper |
|-----|-------|-------|-------|
| 96 | 100 | | |
| 61 | 117.0 | 85.3 | 158.3 |
| 98 | 62.8 | 42.7 | 79.3 |



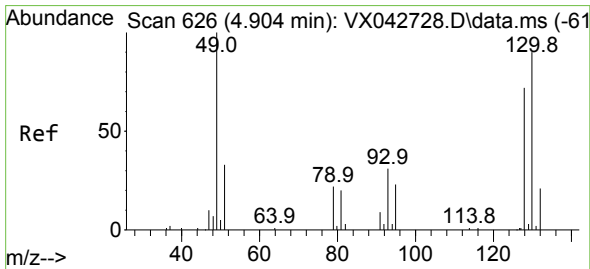
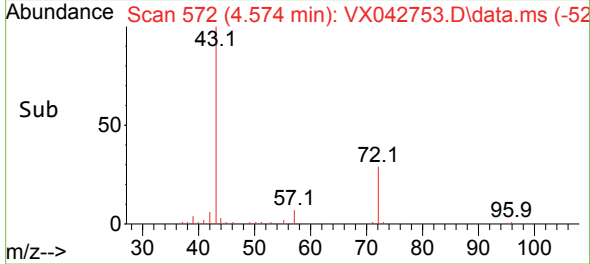
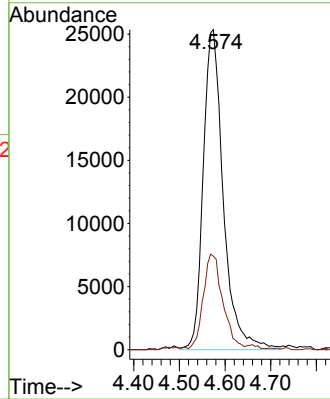


#22
 2-Butanone
 Concen: 102.906 ug/L
 RT: 4.574 min Scan# 572
 Delta R.T. 0.012 min
 Lab File: VX042753.D
 Acq: 30 Jul 2024 20:34

Instrument : MSVOA_X
 ClientSampleId :

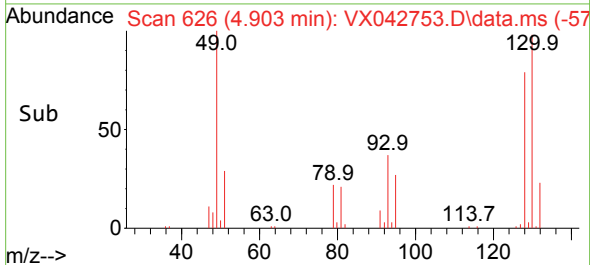
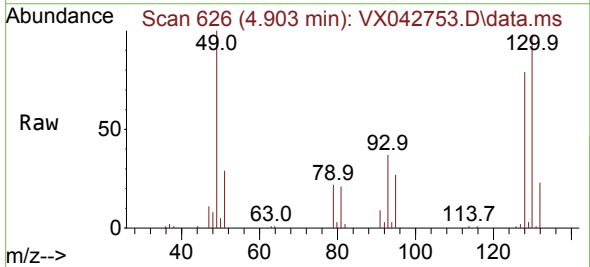
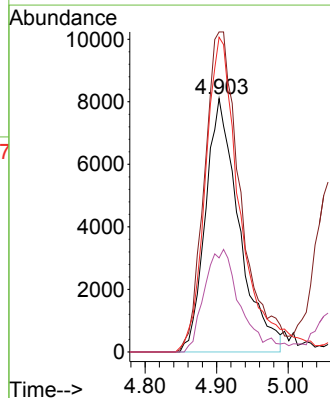


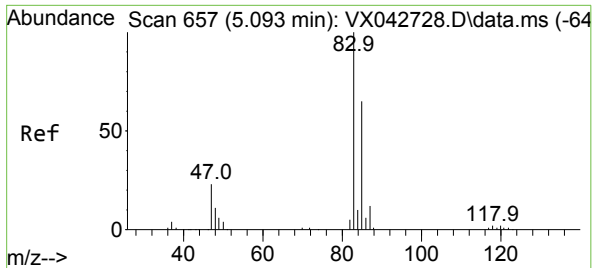
Tgt Ion: 43 Resp: 77506
 Ion Ratio Lower Upper
 43 100
 72 29.0 13.4 40.2



#23
 Bromochloromethane
 Concen: 52.467 ug/L
 RT: 4.903 min Scan# 626
 Delta R.T. -0.000 min
 Lab File: VX042753.D
 Acq: 30 Jul 2024 20:34

Tgt Ion:128 Resp: 26452
 Ion Ratio Lower Upper
 128 100
 49 126.2 107.0 198.6
 130 124.1 85.5 158.9
 51 37.1 38.6 57.8#

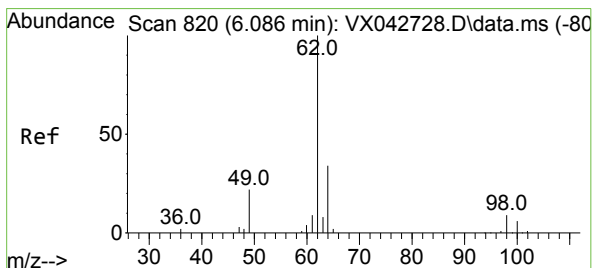
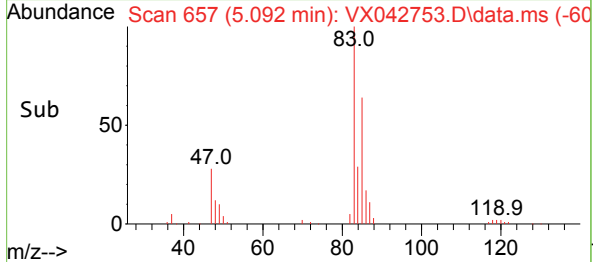
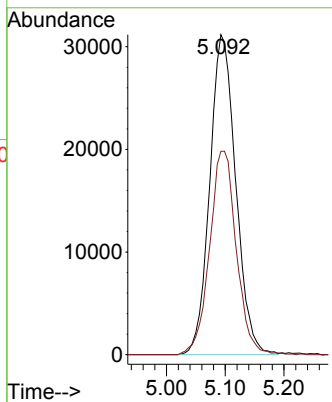
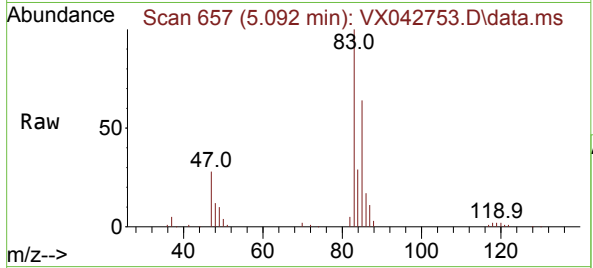




#25
 Chloroform
 Concen: 50.479 ug/L
 RT: 5.092 min Scan# 61
 Delta R.T. -0.000 min
 Lab File: VX042753.D
 Acq: 30 Jul 2024 20:34

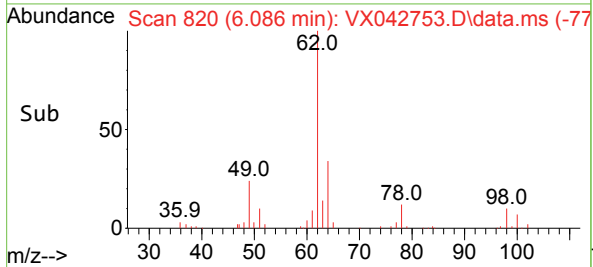
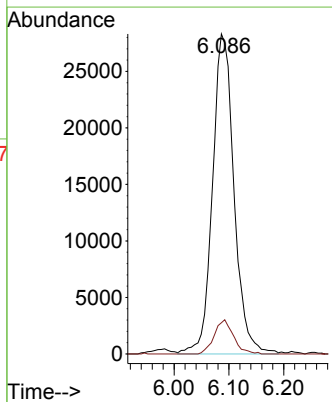
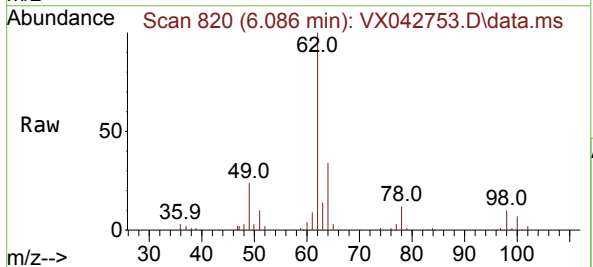
Instrument :
 MSVOA_X
 ClientSampleId :

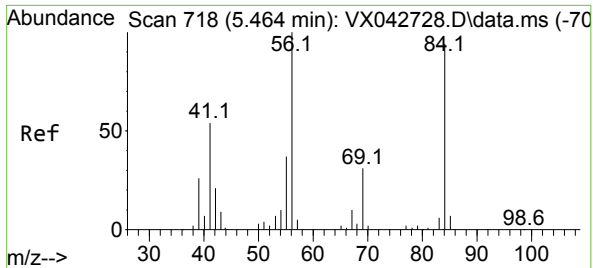
Tgt Ion: 83 Resp: 95790
 Ion Ratio Lower Upper
 83 100
 85 63.6 44.3 82.3



#27
 1,2-Dichloroethane
 Concen: 51.242 ug/L
 RT: 6.086 min Scan# 820
 Delta R.T. -0.000 min
 Lab File: VX042753.D
 Acq: 30 Jul 2024 20:34

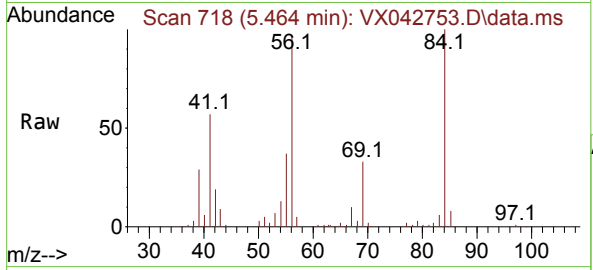
Tgt Ion: 62 Resp: 77228
 Ion Ratio Lower Upper
 62 100
 98 9.8 7.1 10.7





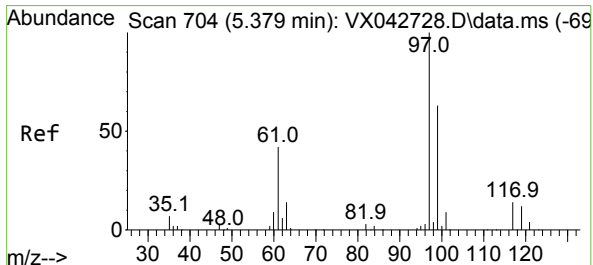
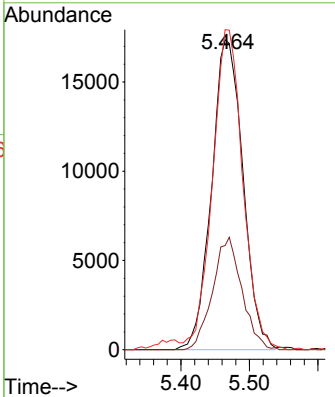
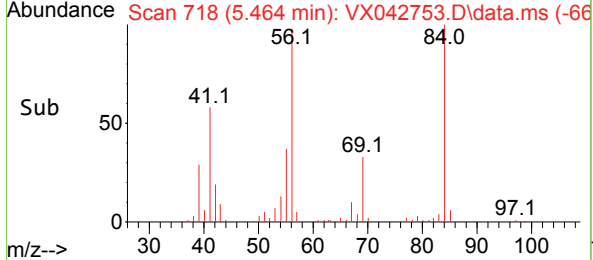
#29
 Cyclohexane
 Concen: 36.820 ug/L
 RT: 5.464 min Scan# 718
 Delta R.T. -0.000 min
 Lab File: VX042753.D
 Acq: 30 Jul 2024 20:34

Instrument : MSVOA_X
 ClientSampleId :

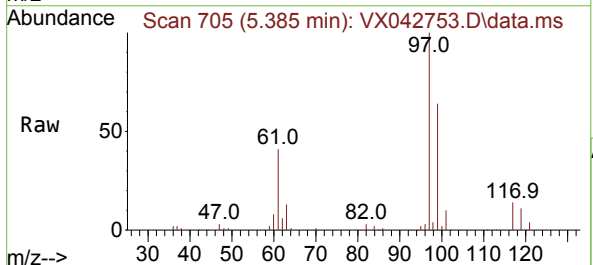


Tgt Ion: 56 Resp: 55232

| Ion | Ratio | Lower | Upper |
|-----|-------|-------|-------|
| 56 | 100 | | |
| 69 | 33.7 | 26.1 | 39.1 |
| 84 | 99.8 | 75.5 | 113.3 |

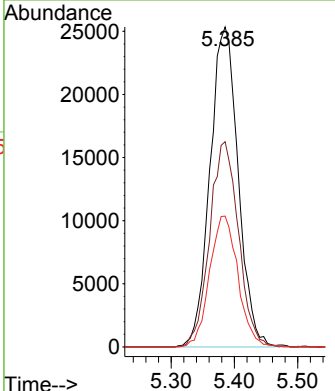
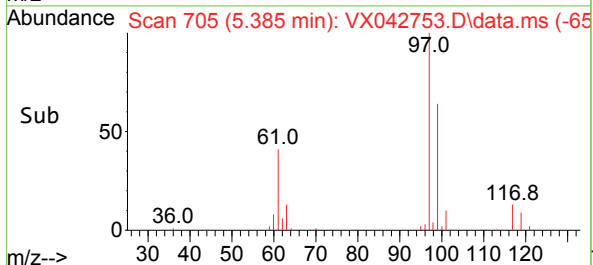


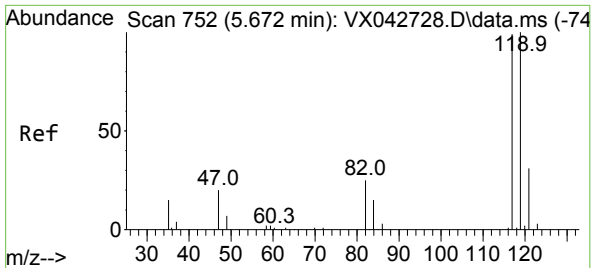
#30
 1,1,1-Trichloroethane
 Concen: 48.392 ug/L
 RT: 5.385 min Scan# 705
 Delta R.T. 0.006 min
 Lab File: VX042753.D
 Acq: 30 Jul 2024 20:34



Tgt Ion: 97 Resp: 78433

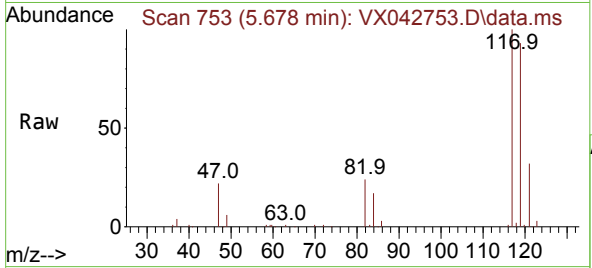
| Ion | Ratio | Lower | Upper |
|-----|-------|-------|-------|
| 97 | 100 | | |
| 99 | 65.5 | 51.4 | 77.0 |
| 61 | 41.2 | 34.4 | 51.6 |



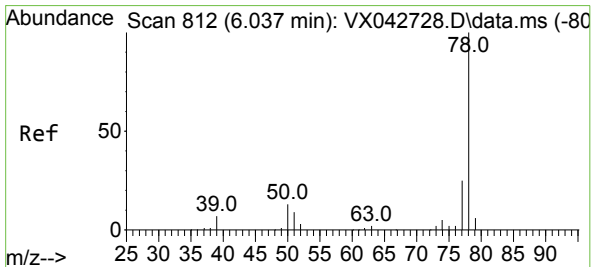
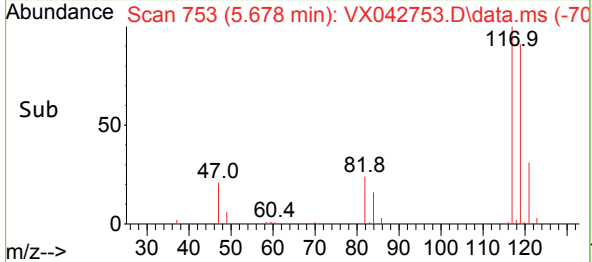
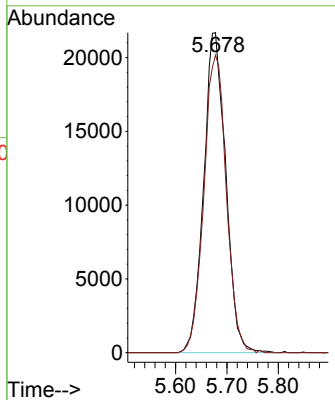


#31
 Carbon tetrachloride
 Concen: 47.144 ug/L
 RT: 5.678 min Scan# 753
 Delta R.T. 0.006 min
 Lab File: VX042753.D
 Acq: 30 Jul 2024 20:34

Instrument : MSVOA_X
 ClientSampleId :

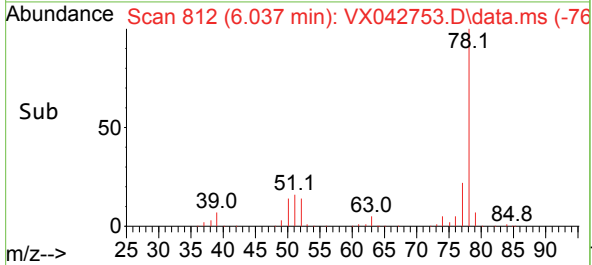
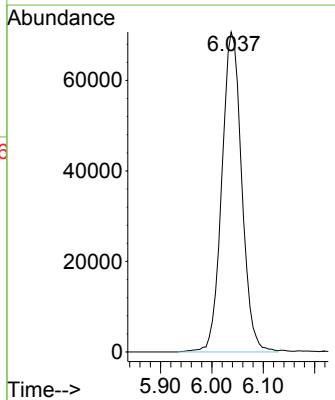
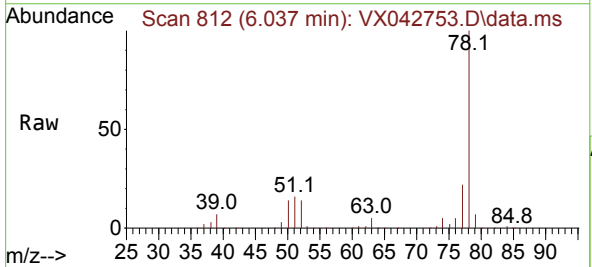


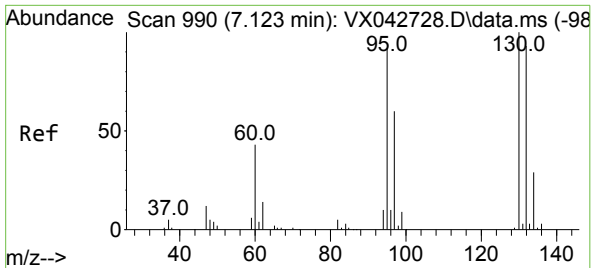
Tgt Ion:117 Resp: 64540
 Ion Ratio Lower Upper
 117 100
 119 94.8 76.2 114.2



#33
 Benzene
 Concen: 49.053 ug/L
 RT: 6.037 min Scan# 812
 Delta R.T. -0.000 min
 Lab File: VX042753.D
 Acq: 30 Jul 2024 20:34

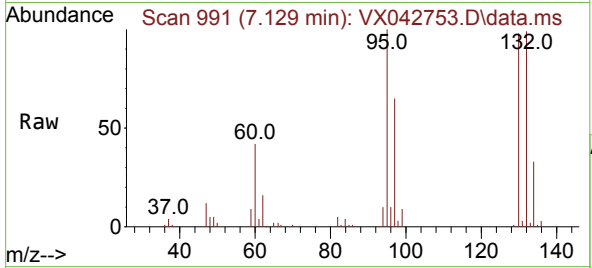
Tgt Ion: 78 Resp: 190483





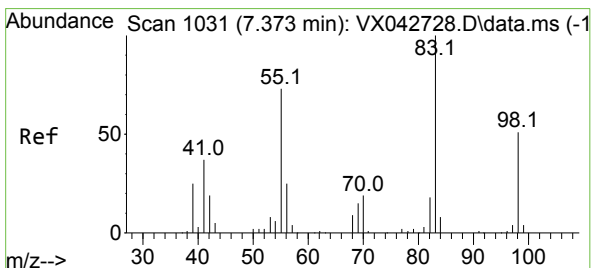
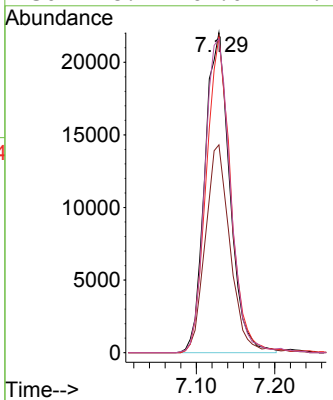
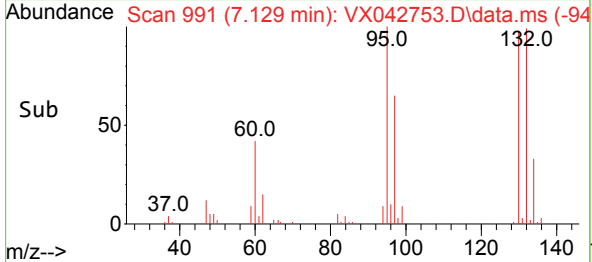
#34
 Trichloroethene
 Concen: 46.869 ug/L
 RT: 7.129 min Scan# 991
 Delta R.T. 0.006 min
 Lab File: VX042753.D
 Acq: 30 Jul 2024 20:34

Instrument :
 MSVOA_X
 ClientSampleId :

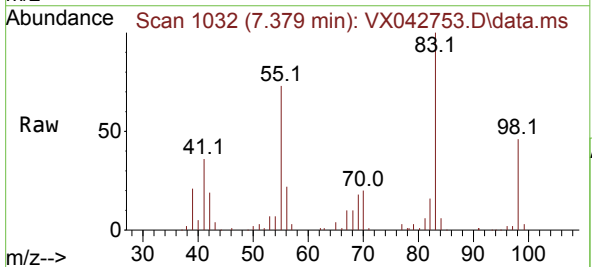


Tgt Ion: 95 Resp: 48625

| Ion | Ratio | Lower | Upper |
|-----|-------|-------|-------|
| 95 | 100 | | |
| 97 | 64.9 | 46.3 | 86.1 |
| 132 | 98.7 | 64.3 | 119.5 |
| 130 | 98.1 | 67.0 | 124.4 |

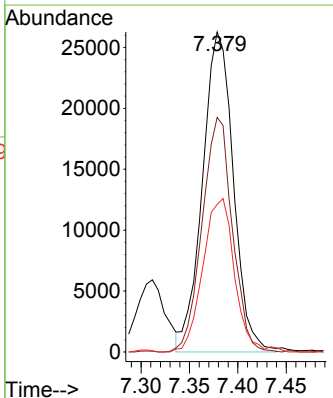
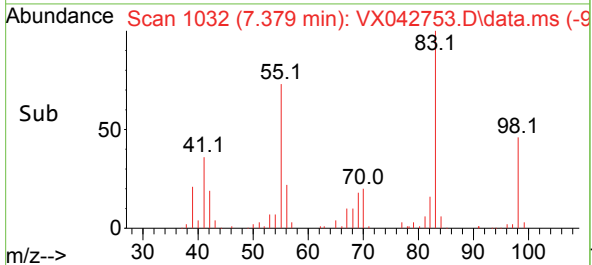


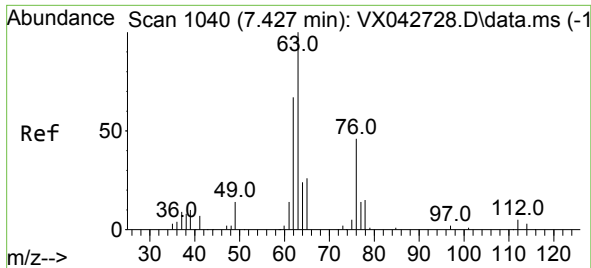
#35
 Methylcyclohexane
 Concen: 37.148 ug/L
 RT: 7.379 min Scan# 1032
 Delta R.T. 0.006 min
 Lab File: VX042753.D
 Acq: 30 Jul 2024 20:34



Tgt Ion: 83 Resp: 58331

| Ion | Ratio | Lower | Upper |
|-----|-------|-------|-------|
| 83 | 100 | | |
| 55 | 71.5 | 58.2 | 87.2 |
| 98 | 48.6 | 38.5 | 57.7 |

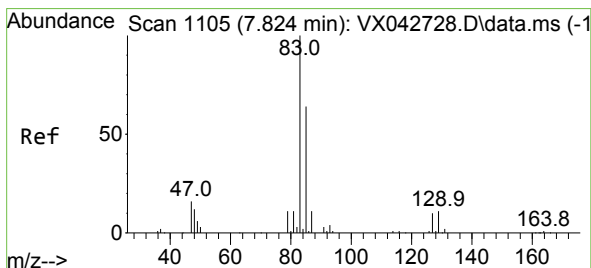
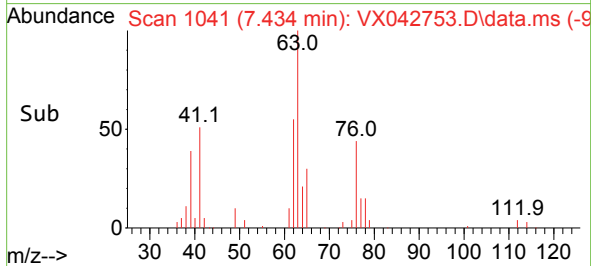
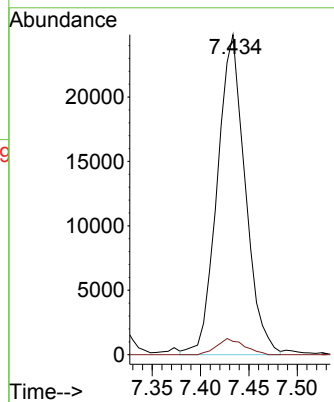
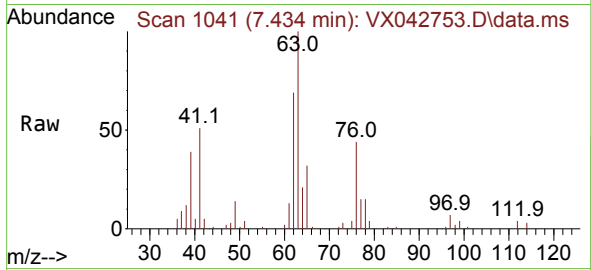




#37
 1,2-Dichloropropane
 Concen: 49.481 ug/L
 RT: 7.434 min Scan# 1041
 Delta R.T. 0.006 min
 Lab File: VX042753.D
 Acq: 30 Jul 2024 20:34

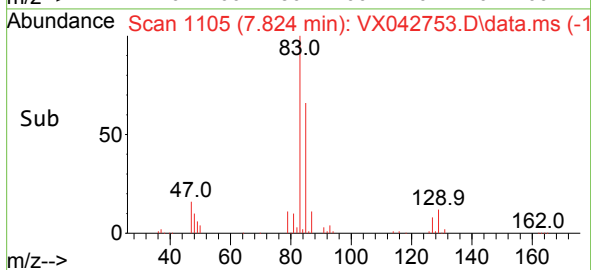
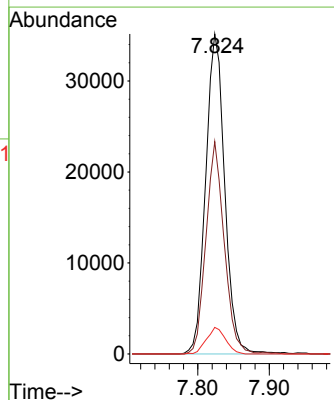
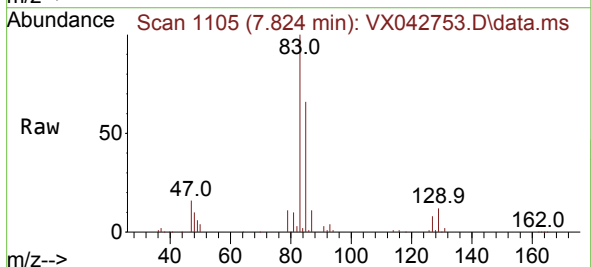
Instrument : MSVOA_X
 ClientSampleId :

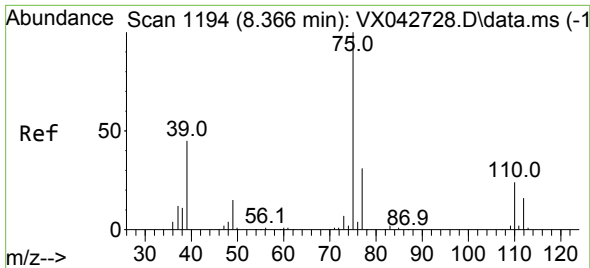
Tgt Ion: 63 Resp: 49937
 Ion Ratio Lower Upper
 63 100
 112 4.9 3.7 5.5



#38
 Bromodichloromethane
 Concen: 49.854 ug/L
 RT: 7.824 min Scan# 1105
 Delta R.T. -0.000 min
 Lab File: VX042753.D
 Acq: 30 Jul 2024 20:34

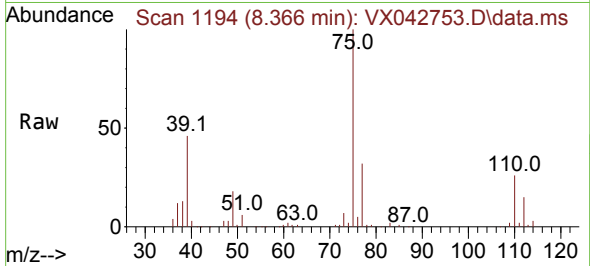
Tgt Ion: 83 Resp: 65029
 Ion Ratio Lower Upper
 83 100
 85 66.3 43.7 81.1
 127 8.3 6.5 9.7



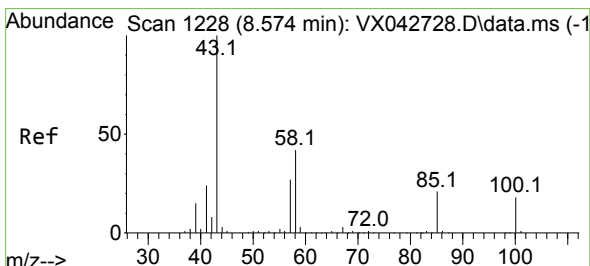
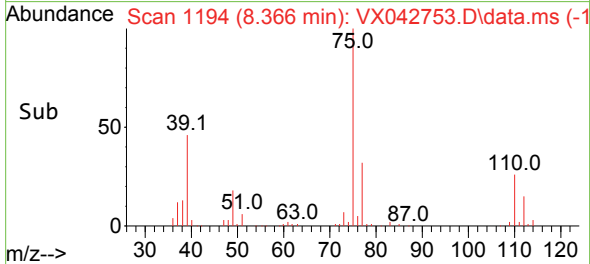
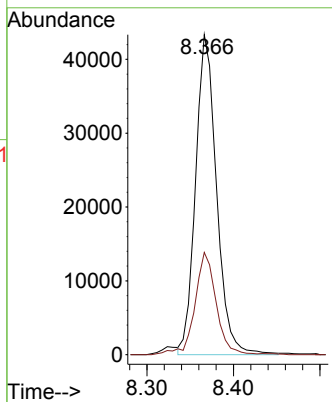


#39
 cis-1,3-Dichloropropene
 Concen: 47.121 ug/L
 RT: 8.366 min Scan# 1194
 Delta R.T. -0.000 min
 Lab File: VX042753.D
 Acq: 30 Jul 2024 20:34

Instrument : MSVOA_X
 ClientSampleId :

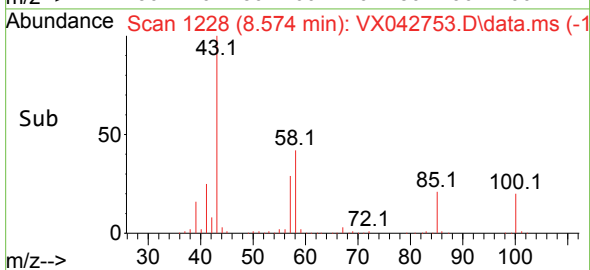
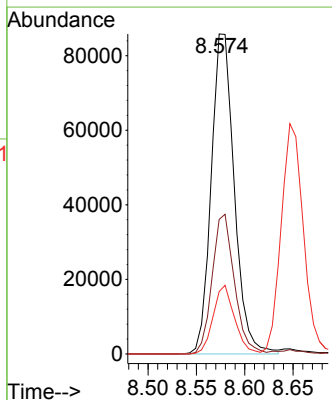
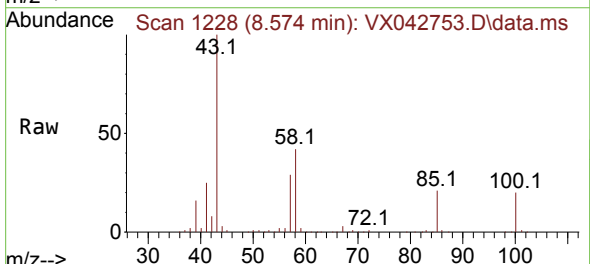


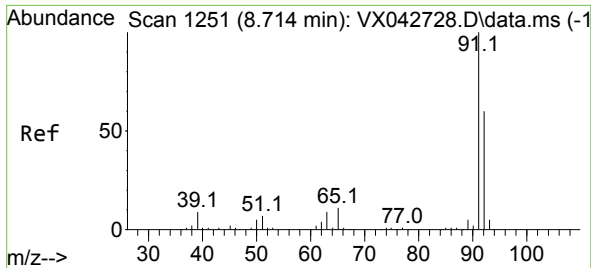
Tgt Ion: 75 Resp: 72995
 Ion Ratio Lower Upper
 75 100
 77 31.9 21.4 39.8



#40
 4-Methyl-2-pentanone
 Concen: 102.655 ug/L
 RT: 8.574 min Scan# 1228
 Delta R.T. -0.000 min
 Lab File: VX042753.D
 Acq: 30 Jul 2024 20:34

Tgt Ion: 43 Resp: 142537
 Ion Ratio Lower Upper
 43 100
 58 42.0 32.4 48.6
 100 19.9 13.4 20.0

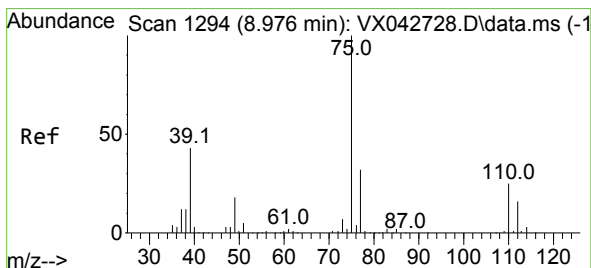
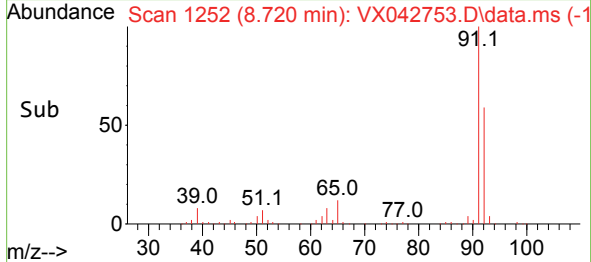
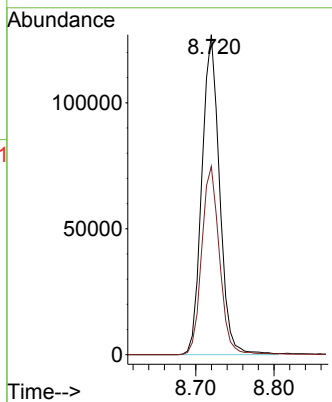
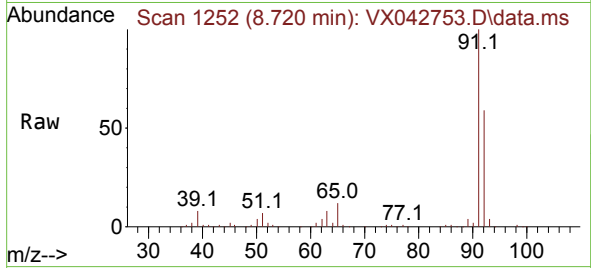




#42
 Toluene
 Concen: 49.753 ug/L
 RT: 8.720 min Scan# 1252
 Delta R.T. 0.006 min
 Lab File: VX042753.D
 Acq: 30 Jul 2024 20:34

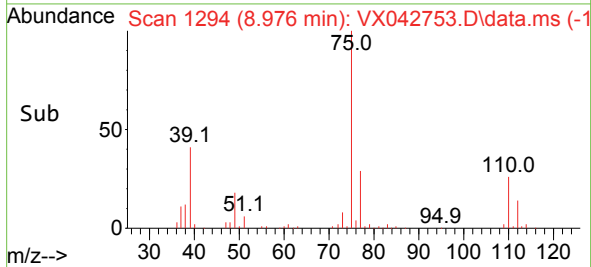
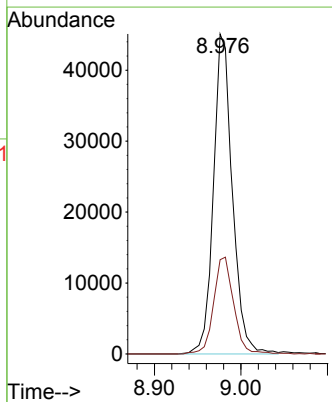
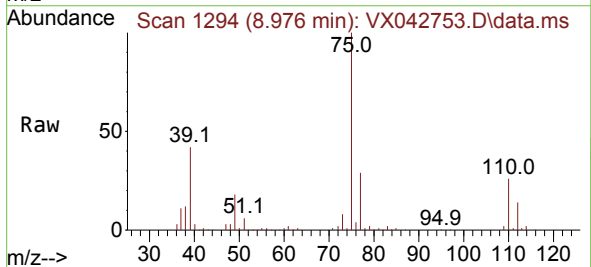
Instrument : MSVOA_X
 ClientSampleId :

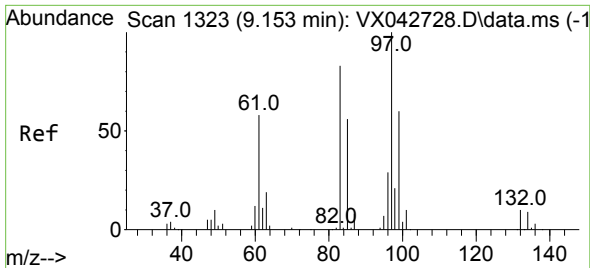
Tgt Ion: 91 Resp: 198989
 Ion Ratio Lower Upper
 91 100
 92 58.9 41.9 77.7



#44
 trans-1,3-Dichloropropene
 Concen: 48.752 ug/L
 RT: 8.976 min Scan# 1294
 Delta R.T. -0.000 min
 Lab File: VX042753.D
 Acq: 30 Jul 2024 20:34

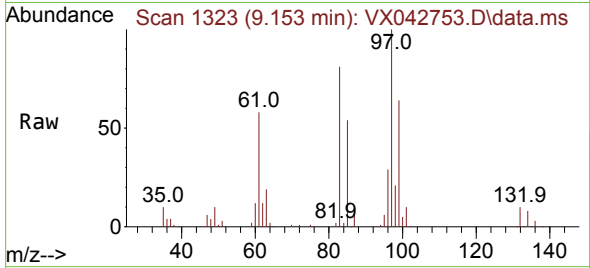
Tgt Ion: 75 Resp: 68459
 Ion Ratio Lower Upper
 75 100
 77 29.4 22.0 40.8





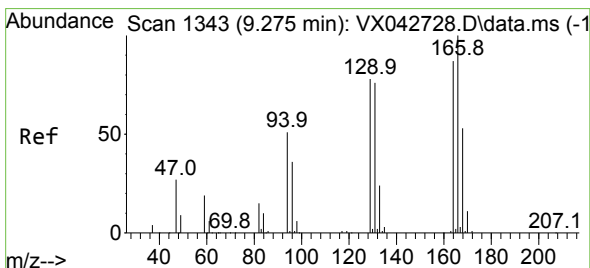
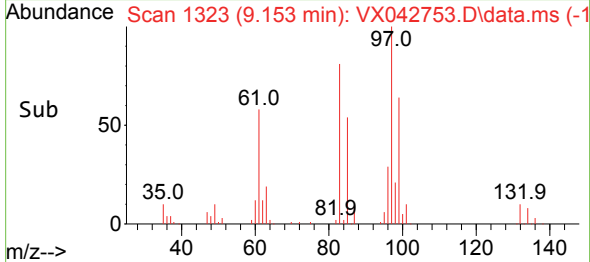
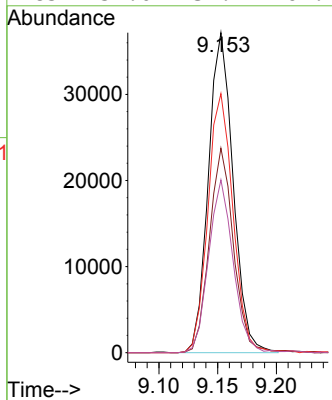
#45
 1,1,2-Trichloroethane
 Concen: 53.467 ug/L
 RT: 9.153 min Scan# 1323
 Delta R.T. -0.000 min
 Lab File: VX042753.D
 Acq: 30 Jul 2024 20:34

Instrument : MSVOA_X
 ClientSampleId :



Tgt Ion: 97 Resp: 54499

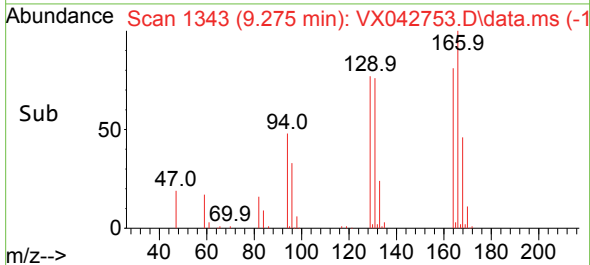
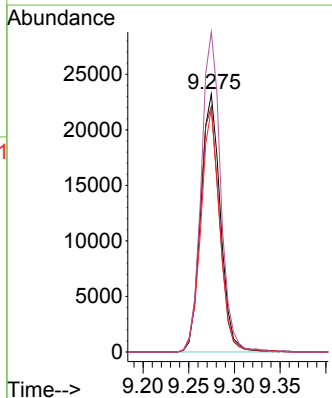
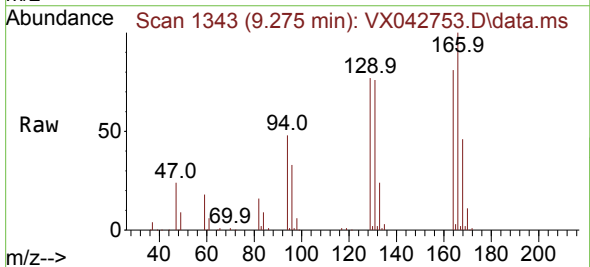
| Ion | Ratio | Lower | Upper |
|-----|-------|-------|-------|
| 97 | 100 | | |
| 99 | 63.9 | 42.6 | 79.2 |
| 83 | 81.0 | 59.3 | 110.1 |
| 85 | 54.0 | 37.7 | 69.9 |

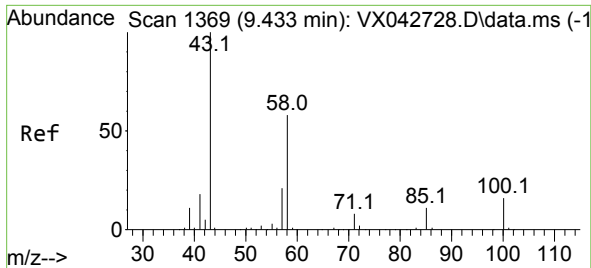


#46
 Tetrachloroethene
 Concen: 48.819 ug/L
 RT: 9.275 min Scan# 1343
 Delta R.T. -0.000 min
 Lab File: VX042753.D
 Acq: 30 Jul 2024 20:34

Tgt Ion: 164 Resp: 34541

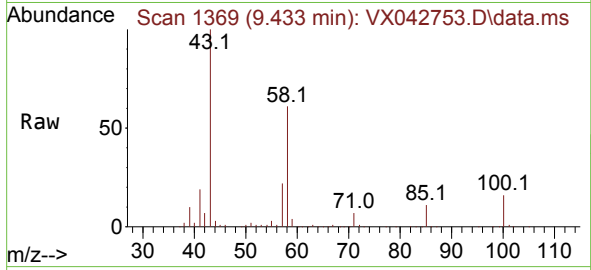
| Ion | Ratio | Lower | Upper |
|-----|-------|-------|-------|
| 164 | 100 | | |
| 129 | 95.1 | 74.2 | 137.8 |
| 131 | 94.3 | 66.9 | 124.3 |
| 166 | 124.0 | 92.7 | 172.1 |





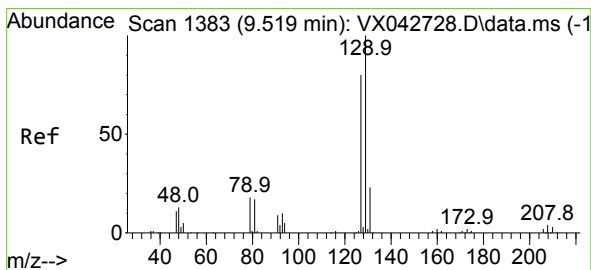
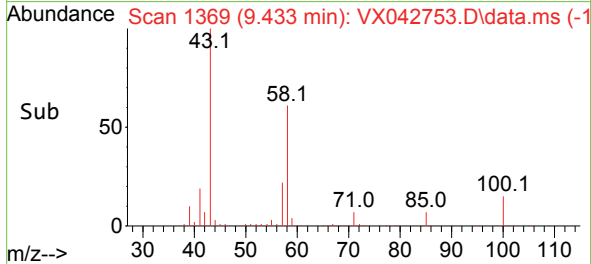
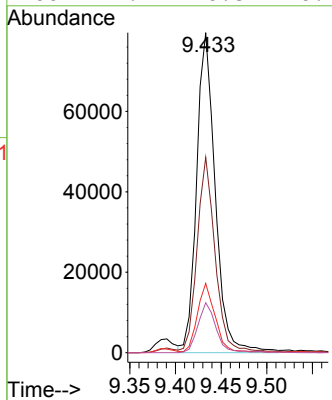
#48
 2-Hexanone
 Concen: 104.874 ug/L
 RT: 9.433 min Scan# 11
 Delta R.T. -0.000 min
 Lab File: VX042753.D
 Acq: 30 Jul 2024 20:34

Instrument : MSVOA_X
 ClientSampleId :

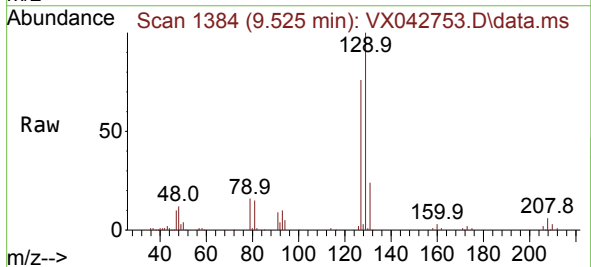


Tgt Ion: 43 Resp: 113252

| Ion | Ratio | Lower | Upper |
|-----|-------|-------|-------|
| 43 | 100 | | |
| 58 | 59.1 | 44.9 | 67.3 |
| 57 | 20.9 | 15.8 | 23.6 |
| 100 | 14.9 | 10.8 | 16.2 |

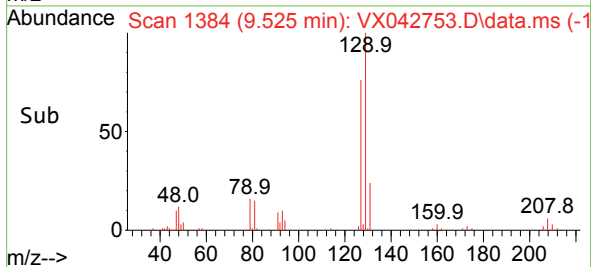
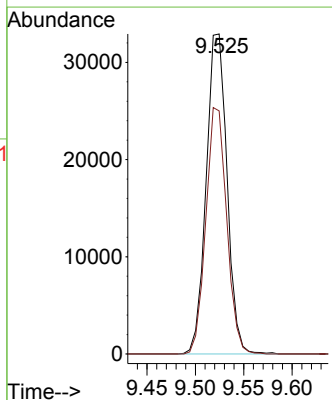


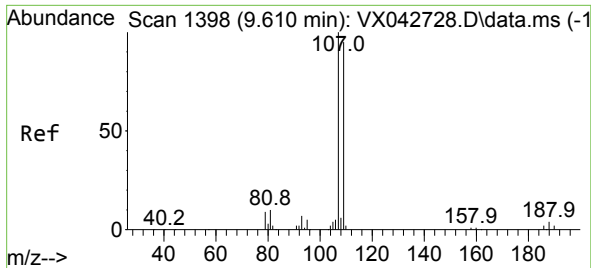
#49
 Dibromochloromethane
 Concen: 51.948 ug/L
 RT: 9.525 min Scan# 1384
 Delta R.T. 0.006 min
 Lab File: VX042753.D
 Acq: 30 Jul 2024 20:34



Tgt Ion: 129 Resp: 49445

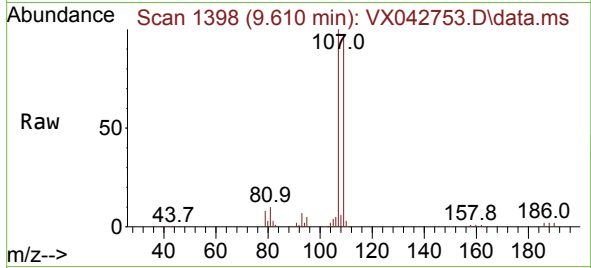
| Ion | Ratio | Lower | Upper |
|-----|-------|-------|-------|
| 129 | 100 | | |
| 127 | 76.0 | 57.4 | 106.6 |



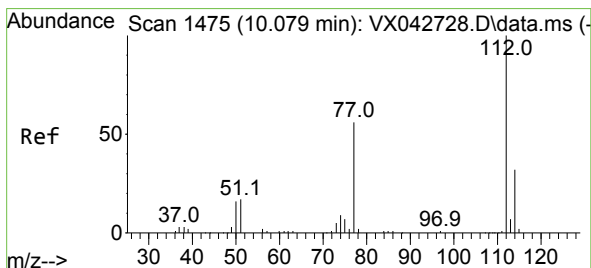
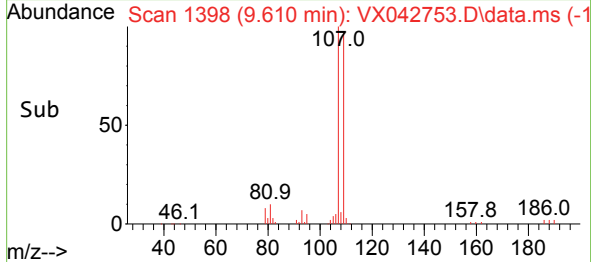
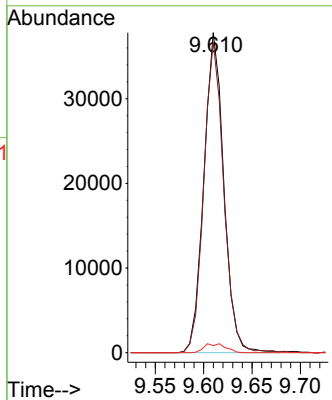


#50
 1,2-Dibromoethane
 Concen: 51.238 ug/L
 RT: 9.610 min Scan# 1398
 Delta R.T. -0.000 min
 Lab File: VX042753.D
 Acq: 30 Jul 2024 20:34

Instrument : MSVOA_X
 ClientSampleId :

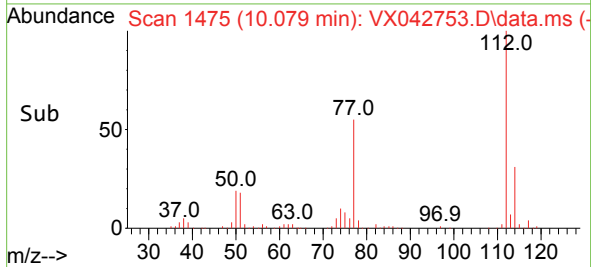
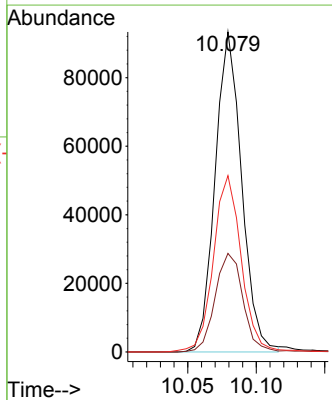
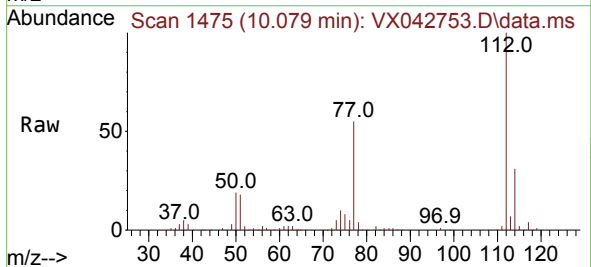


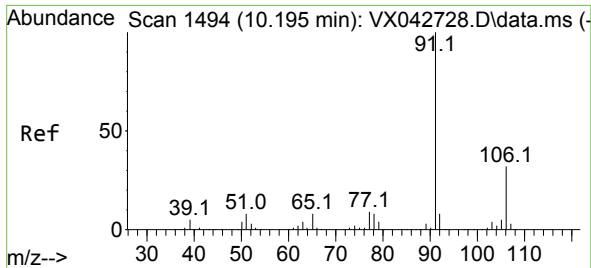
Tgt Ion:107 Resp: 54319
 Ion Ratio Lower Upper
 107 100
 109 97.1 65.4 121.4
 188 2.2 2.2 3.2



#51
 Chlorobenzene
 Concen: 48.654 ug/L
 RT: 10.079 min Scan# 1475
 Delta R.T. -0.000 min
 Lab File: VX042753.D
 Acq: 30 Jul 2024 20:34

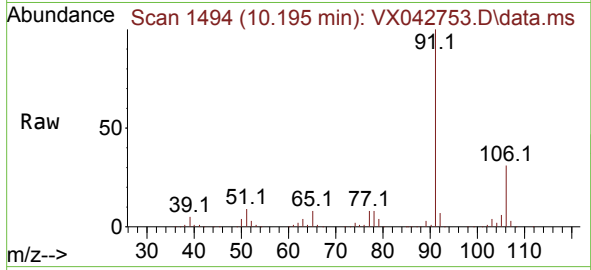
Tgt Ion:112 Resp: 125838
 Ion Ratio Lower Upper
 112 100
 114 30.8 23.2 43.2
 77 55.1 46.3 69.5



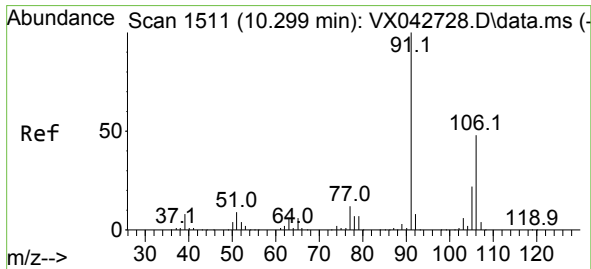
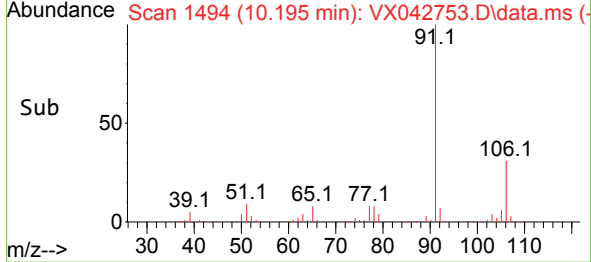
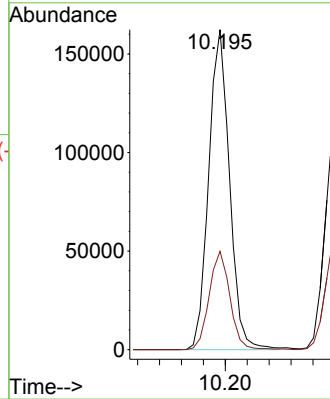


#52
 Ethylbenzene
 Concen: 48.709 ug/L
 RT: 10.195 min Scan# 1494
 Delta R.T. -0.000 min
 Lab File: VX042753.D
 Acq: 30 Jul 2024 20:34

Instrument : MSVOA_X
 ClientSampleId :

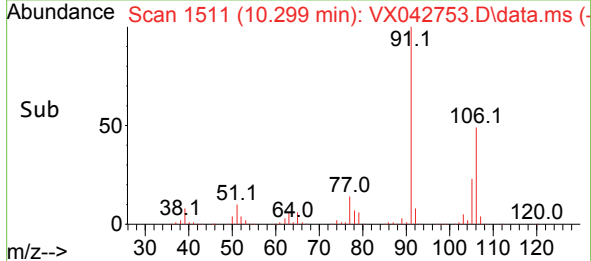
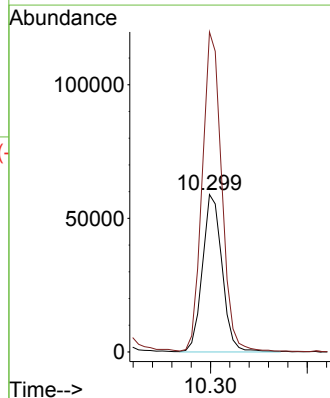
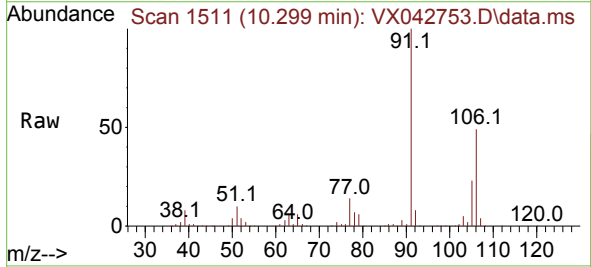


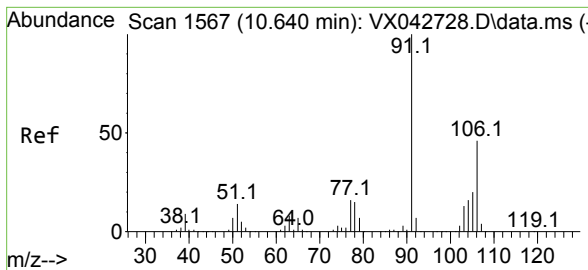
Tgt Ion: 91 Resp: 213674
 Ion Ratio Lower Upper
 91 100
 106 30.8 21.8 40.4



#53
 m,p-Xylene
 Concen: 50.509 ug/L
 RT: 10.299 min Scan# 1511
 Delta R.T. -0.000 min
 Lab File: VX042753.D
 Acq: 30 Jul 2024 20:34

Tgt Ion: 106 Resp: 83470
 Ion Ratio Lower Upper
 106 100
 91 203.2 146.8 272.6

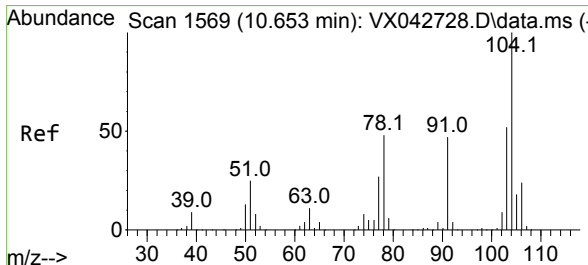
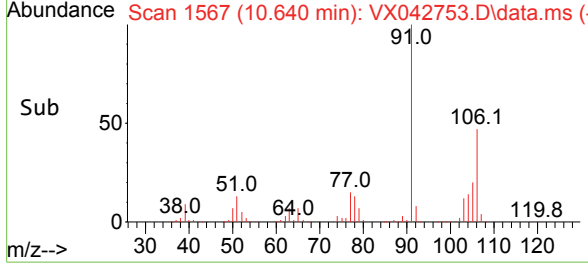
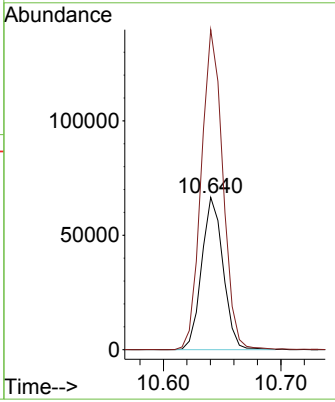
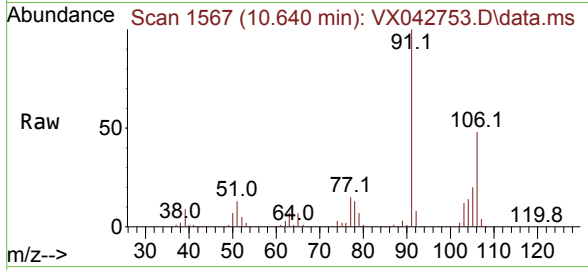




#54
 o-Xylene
 Concen: 51.448 ug/L
 RT: 10.640 min Scan# 1567
 Delta R.T. -0.000 min
 Lab File: VX042753.D
 Acq: 30 Jul 2024 20:34

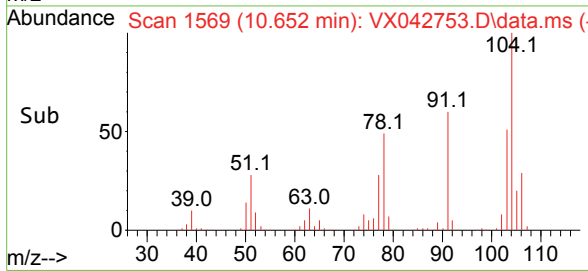
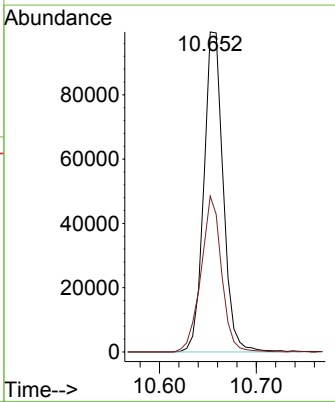
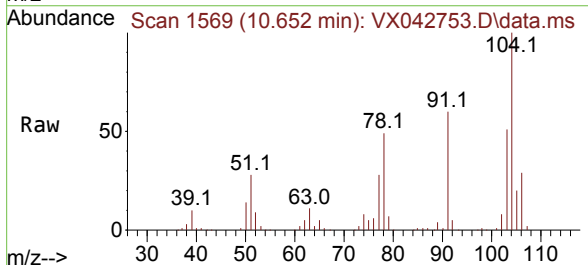
Instrument : MSVOA_X
 ClientSampleId :

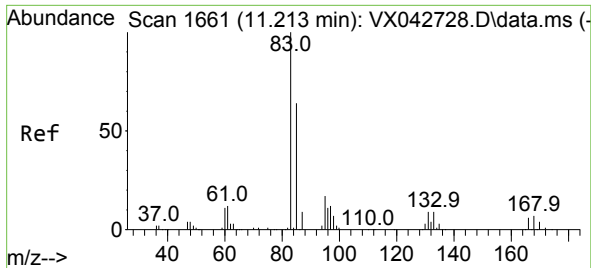
Tgt Ion:106 Resp: 84578
 Ion Ratio Lower Upper
 106 100
 91 210.2 154.6 287.2



#55
 Styrene
 Concen: 50.538 ug/L
 RT: 10.652 min Scan# 1569
 Delta R.T. -0.000 min
 Lab File: VX042753.D
 Acq: 30 Jul 2024 20:34

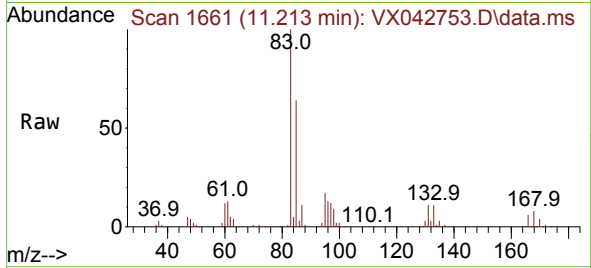
Tgt Ion:104 Resp: 138495
 Ion Ratio Lower Upper
 104 100
 78 48.7 32.6 60.5



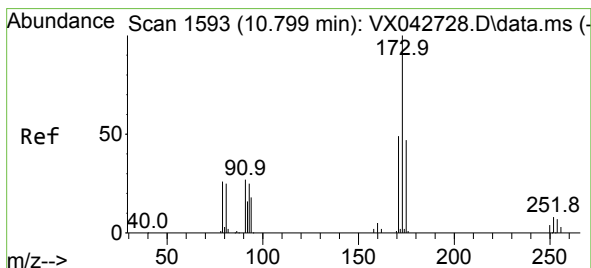
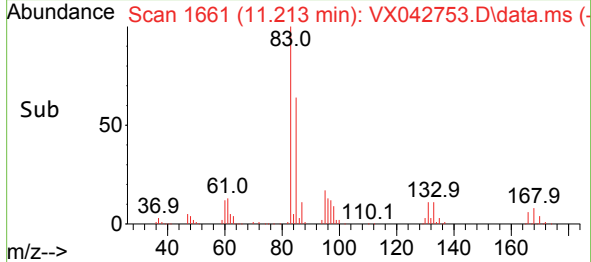
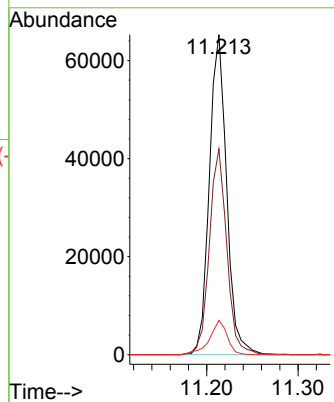


#57
 1,1,2,2-Tetrachloroethane
 Concen: 52.630 ug/L
 RT: 11.213 min Scan# 1661
 Delta R.T. -0.000 min
 Lab File: VX042753.D
 Acq: 30 Jul 2024 20:34

Instrument : MSVOA_X
 ClientSampleId :

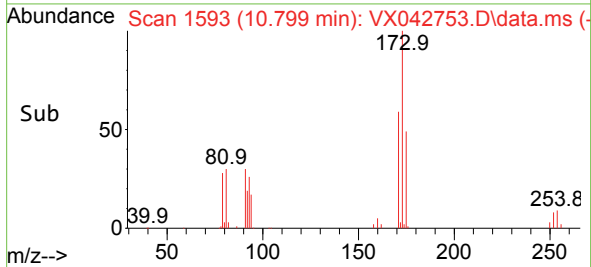
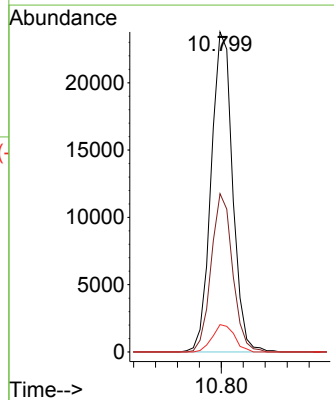
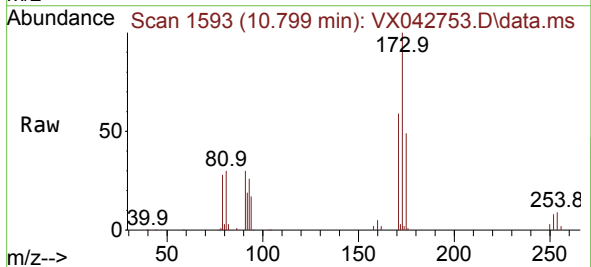


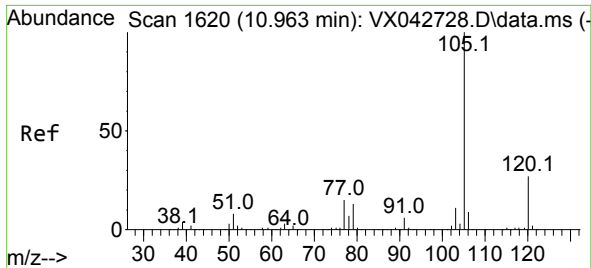
Tgt Ion: 83 Resp: 85788
 Ion Ratio Lower Upper
 83 100
 85 64.2 46.1 85.5
 131 10.7 8.6 13.0



#59
 Bromoform
 Concen: 50.440 ug/L
 RT: 10.799 min Scan# 1593
 Delta R.T. -0.000 min
 Lab File: VX042753.D
 Acq: 30 Jul 2024 20:34

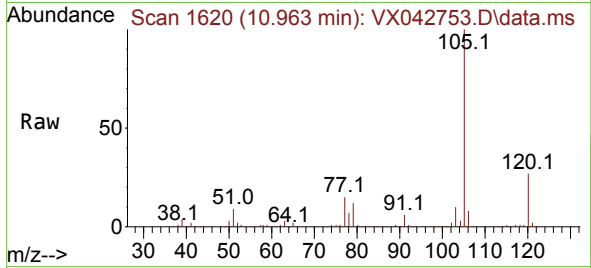
Tgt Ion: 173 Resp: 32331
 Ion Ratio Lower Upper
 173 100
 175 49.3 37.4 56.2
 254 8.8 6.8 10.2



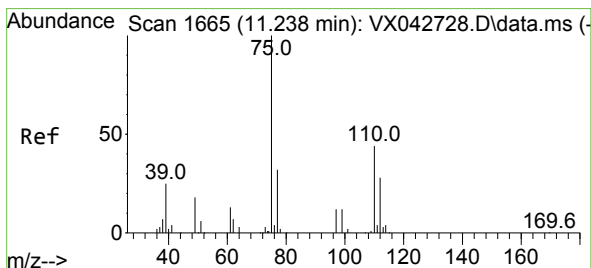
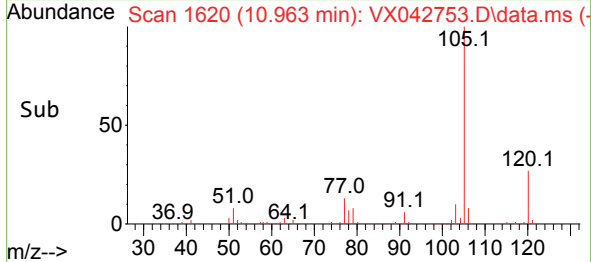
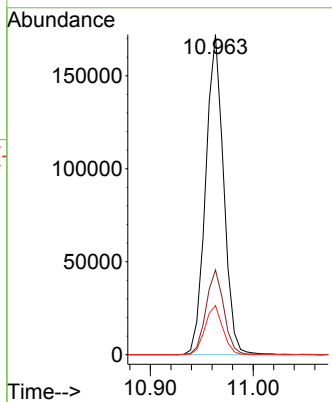


#60
 Isopropylbenzene
 Concen: 48.536 ug/L
 RT: 10.963 min Scan# 1620
 Delta R.T. -0.000 min
 Lab File: VX042753.D
 Acq: 30 Jul 2024 20:34

Instrument : MSVOA_X
 ClientSampleId :

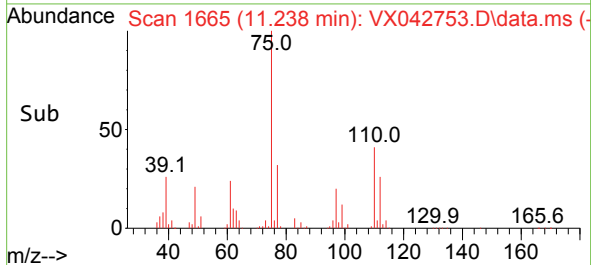
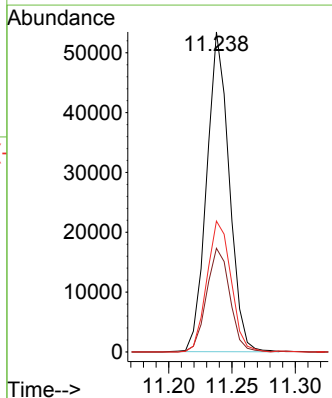
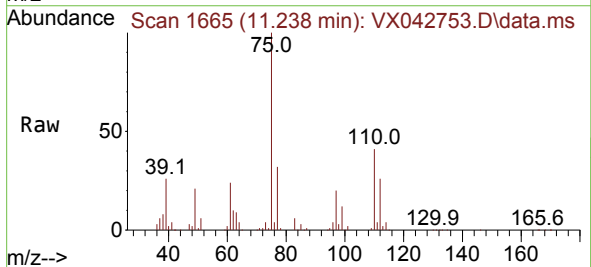


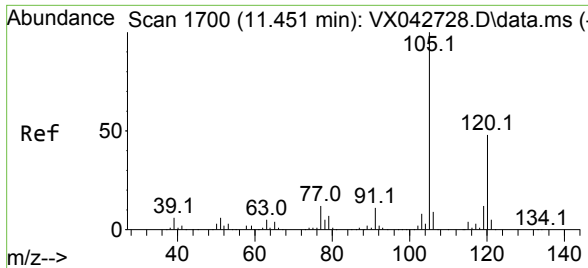
Tgt Ion:105 Resp: 209469
 Ion Ratio Lower Upper
 105 100
 120 26.4 21.0 31.6
 77 15.2 12.9 19.3



#61
 1,2,3-Trichloropropane
 Concen: 49.933 ug/L
 RT: 11.238 min Scan# 1665
 Delta R.T. -0.000 min
 Lab File: VX042753.D
 Acq: 30 Jul 2024 20:34

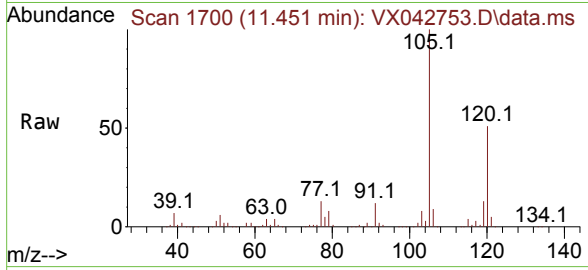
Tgt Ion: 75 Resp: 65981
 Ion Ratio Lower Upper
 75 100
 77 33.7 26.2 39.4
 110 43.9 33.0 49.4



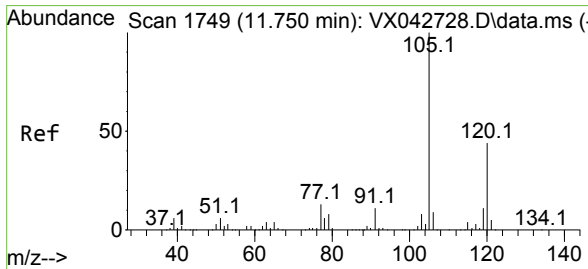
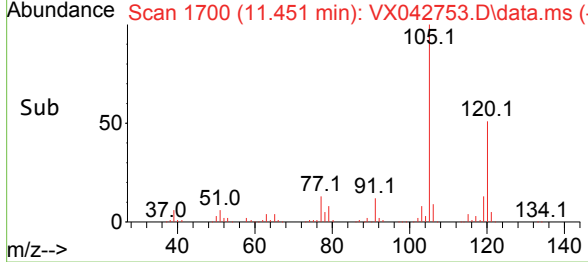
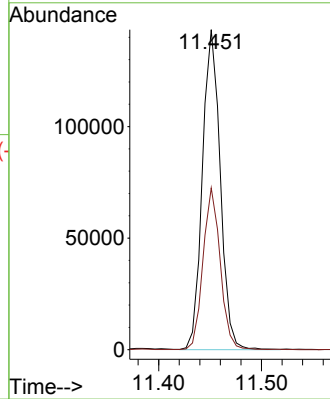


#62
 1,3,5-Trimethylbenzene
 Concen: 48.335 ug/L
 RT: 11.451 min Scan# 1700
 Delta R.T. -0.000 min
 Lab File: VX042753.D
 Acq: 30 Jul 2024 20:34

Instrument : MSVOA_X
 ClientSampleId :

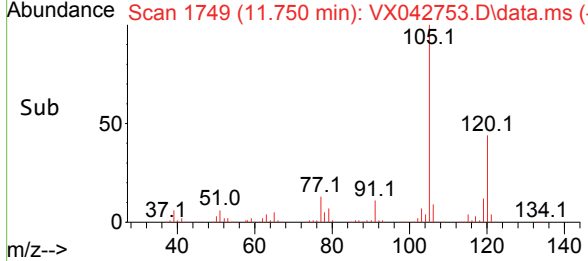
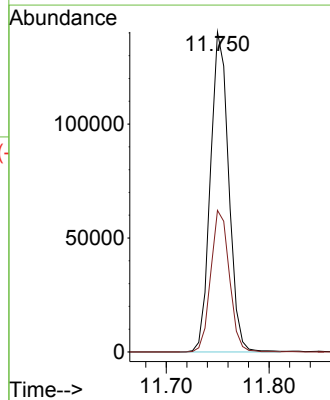
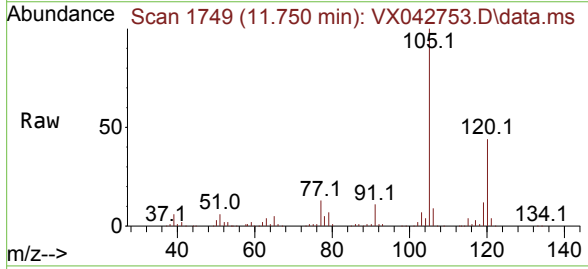


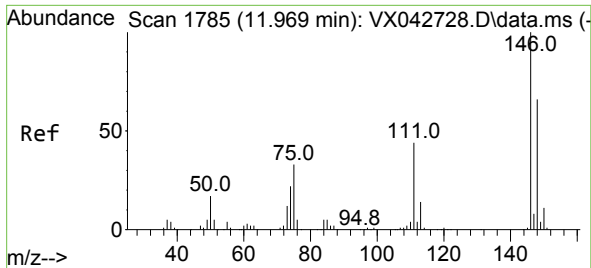
Tgt Ion:105 Resp: 173490
 Ion Ratio Lower Upper
 105 100
 120 48.8 38.2 57.2



#63
 1,2,4-Trimethylbenzene
 Concen: 48.897 ug/L
 RT: 11.750 min Scan# 1749
 Delta R.T. -0.000 min
 Lab File: VX042753.D
 Acq: 30 Jul 2024 20:34

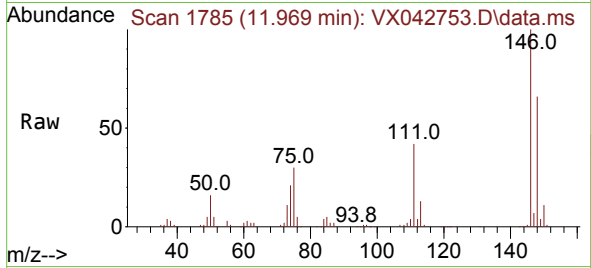
Tgt Ion:105 Resp: 173299
 Ion Ratio Lower Upper
 105 100
 120 44.9 35.2 52.8



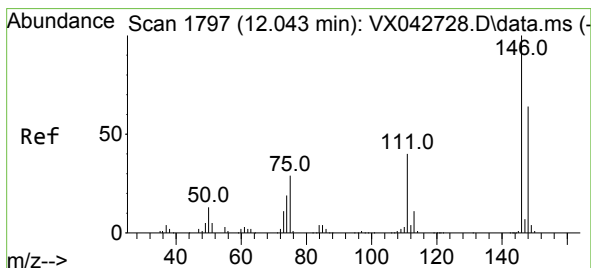
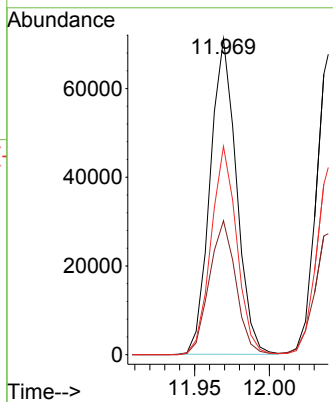
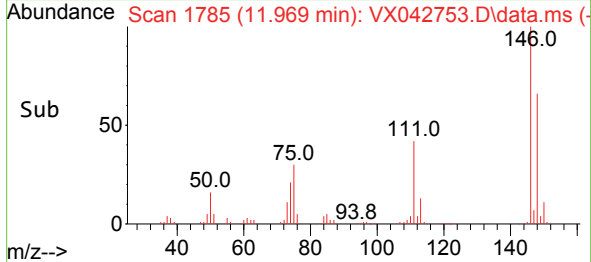


#64
 1,3-Dichlorobenzene
 Concen: 46.866 ug/L
 RT: 11.969 min Scan# 1785
 Delta R.T. -0.000 min
 Lab File: VX042753.D
 Acq: 30 Jul 2024 20:34

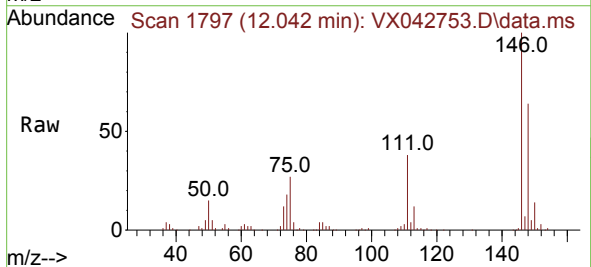
Instrument : MSVOA_X
 ClientSampleId :



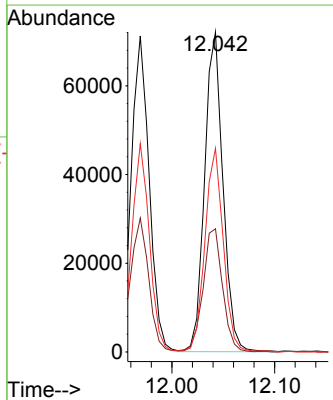
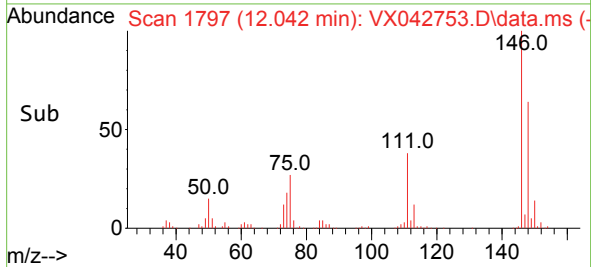
Tgt Ion:146 Resp: 86989
 Ion Ratio Lower Upper
 146 100
 111 42.4 30.4 56.5
 148 66.0 47.7 88.7

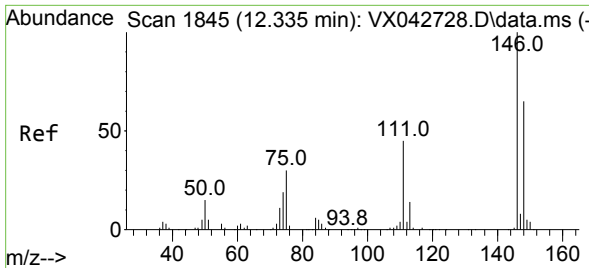


#65
 1,4-Dichlorobenzene
 Concen: 47.804 ug/L
 RT: 12.042 min Scan# 1797
 Delta R.T. -0.000 min
 Lab File: VX042753.D
 Acq: 30 Jul 2024 20:34



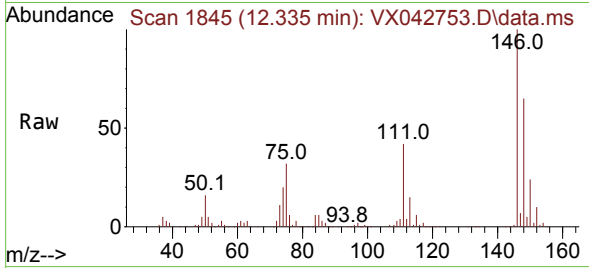
Tgt Ion:146 Resp: 89370
 Ion Ratio Lower Upper
 146 100
 111 38.5 27.9 51.7
 148 63.6 44.1 81.9



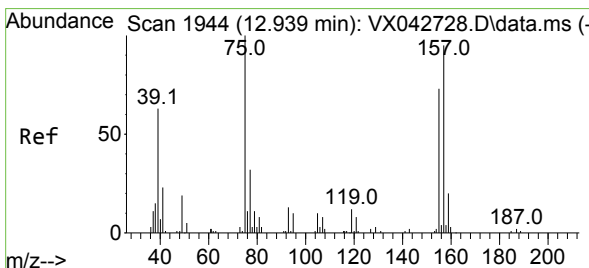
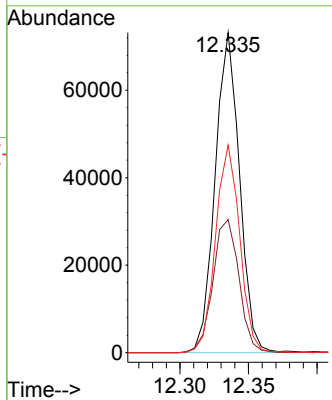
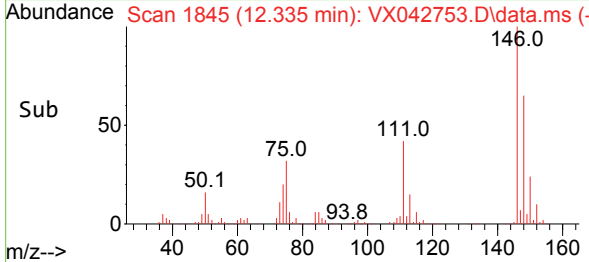


#67
 1,2-Dichlorobenzene
 Concen: 48.417 ug/L
 RT: 12.335 min Scan# 1845
 Delta R.T. -0.000 min
 Lab File: VX042753.D
 Acq: 30 Jul 2024 20:34

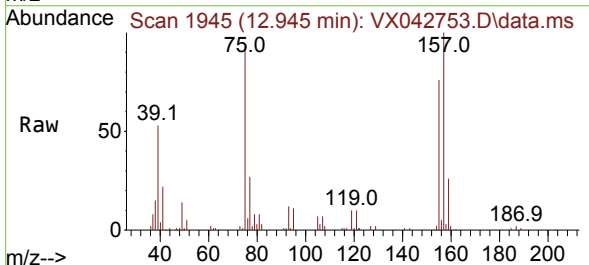
Instrument : MSVOA_X
 ClientSampleId :



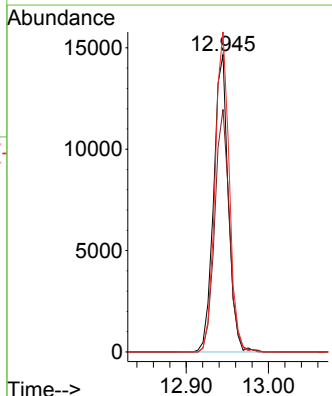
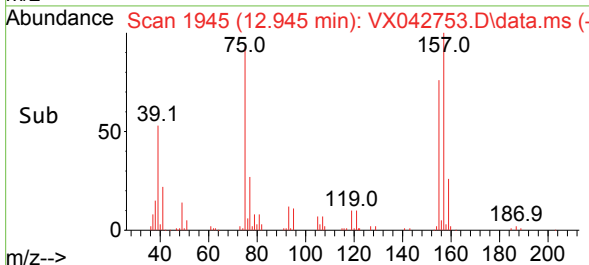
Tgt Ion:146 Resp: 90493
 Ion Ratio Lower Upper
 146 100
 111 41.6 35.3 52.9
 148 64.8 52.7 79.1

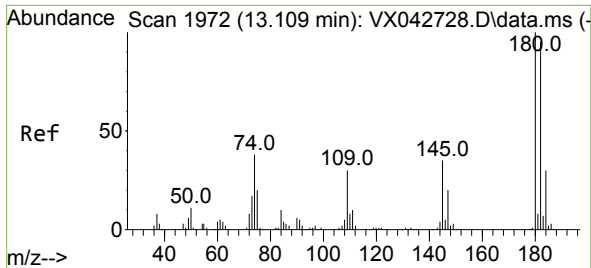


#68
 1,2-Dibromo-3-chloropropane
 Concen: 51.388 ug/L
 RT: 12.945 min Scan# 1945
 Delta R.T. 0.006 min
 Lab File: VX042753.D
 Acq: 30 Jul 2024 20:34



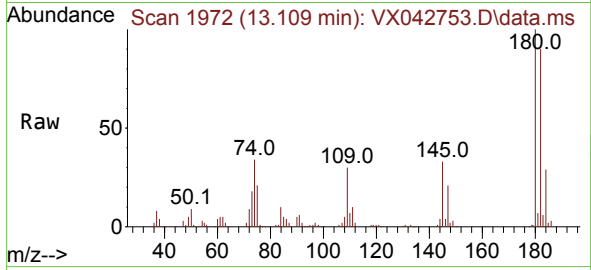
Tgt Ion: 75 Resp: 18090
 Ion Ratio Lower Upper
 75 100
 155 81.6 65.1 97.7
 157 107.6 85.8 128.6



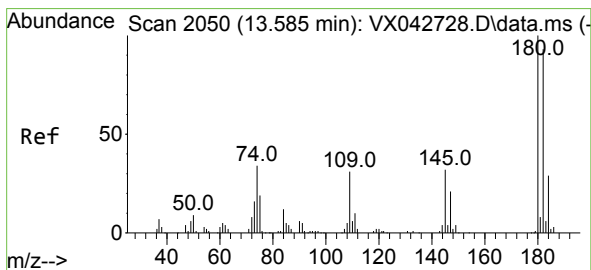
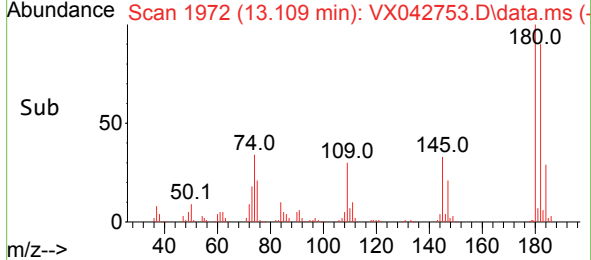
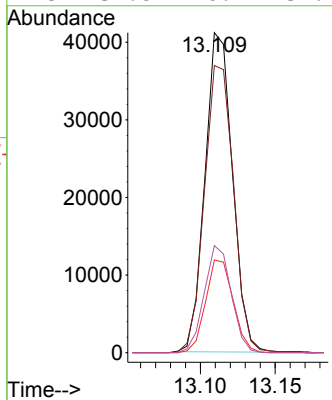


#69
 1,3,5-Trichlorobenzene
 Concen: 45.748 ug/L
 RT: 13.109 min Scan# 1972
 Delta R.T. -0.000 min
 Lab File: VX042753.D
 Acq: 30 Jul 2024 20:34

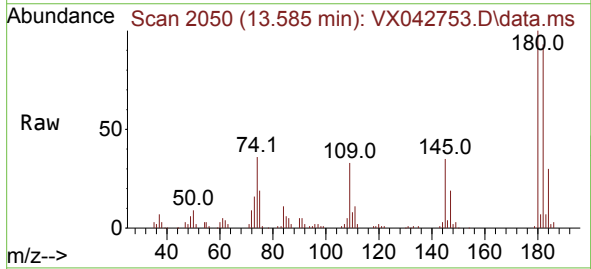
Instrument : MSVOA_X
 ClientSampleId :



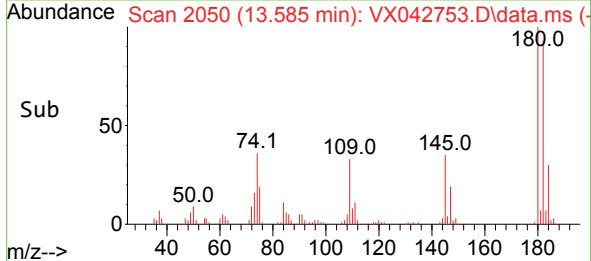
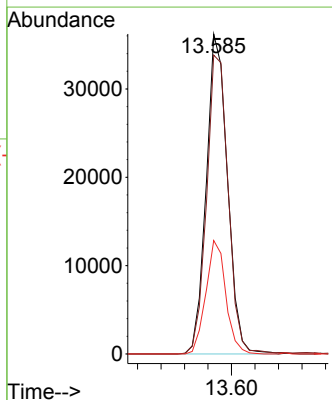
Tgt Ion:180 Resp: 52668
 Ion Ratio Lower Upper
 180 100
 182 95.2 75.4 113.0
 184 29.1 23.4 35.0
 145 32.8 26.2 39.2

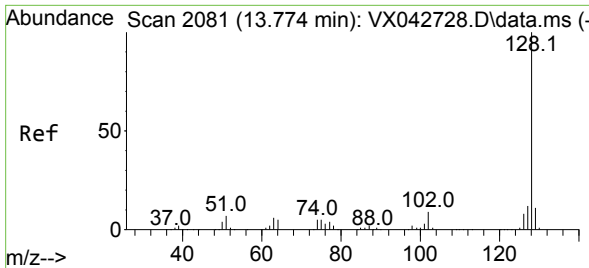


#70
 1,2,4-trichlorobenzene
 Concen: 44.880 ug/L
 RT: 13.585 min Scan# 2050
 Delta R.T. -0.000 min
 Lab File: VX042753.D
 Acq: 30 Jul 2024 20:34



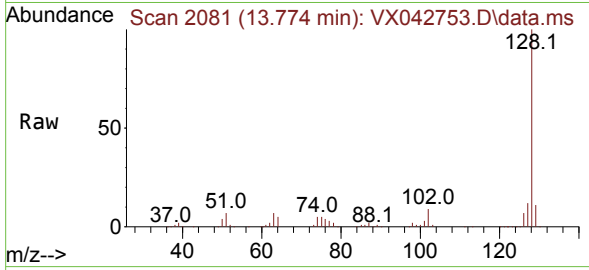
Tgt Ion:180 Resp: 45311
 Ion Ratio Lower Upper
 180 100
 182 94.5 77.0 115.4
 145 33.4 27.0 40.6



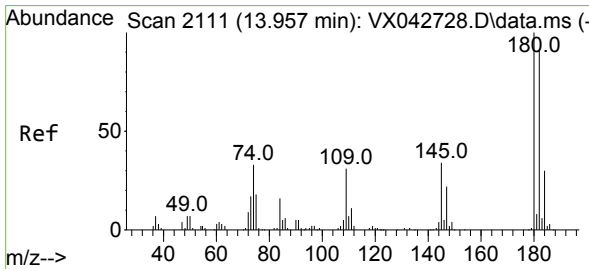
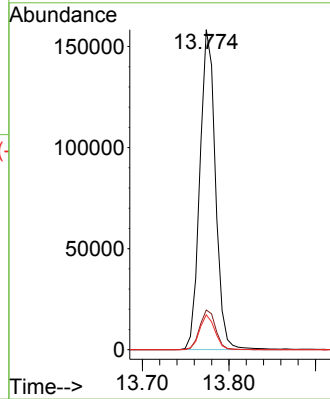
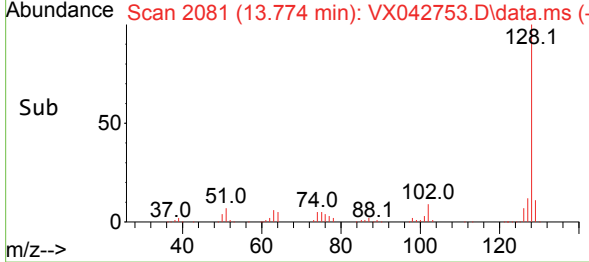


#71
 Naphthalene
 Concen: 50.799 ug/L
 RT: 13.774 min Scan# 2081
 Delta R.T. -0.000 min
 Lab File: VX042753.D
 Acq: 30 Jul 2024 20:34

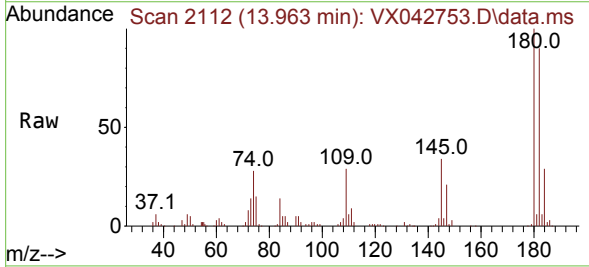
Instrument : MSVOA_X
 ClientSampleId :



Tgt Ion:128 Resp: 197838
 Ion Ratio Lower Upper
 128 100
 127 12.7 10.3 15.5
 129 10.7 8.7 13.1



#72
 1,2,3-Trichlorobenzene
 Concen: 49.200 ug/L
 RT: 13.963 min Scan# 2112
 Delta R.T. 0.006 min
 Lab File: VX042753.D
 Acq: 30 Jul 2024 20:34



Tgt Ion:180 Resp: 51453
 Ion Ratio Lower Upper
 180 100
 182 90.8 76.2 114.2
 145 33.6 27.6 41.4

