

Data Path : Z:\VOASRV\HPCHEM1\MSVOA X\DATA\VX103018\
 Data File : VX005702.D
 Acq On : 30 Oct 2018 19:54
 Operator : JC/MD
 Sample : J5728-03
 Misc : 5.0mL/MSVOA X/WATER
 ALS Vial : 21 Sample Multiplier: 1

Instrument :
 MSVOA_X
 ClientSampleId :
 EG-WATER

Quant Time: Oct 31 01:05:09 2018
 Quant Method : Z:\VOASRV\HPCHEM1\MSVOA_X\METHOD\82X102418W.M
 Quant Title : SW846 8260
 QLast Update : Thu Oct 25 02:52:45 2018
 Response via : Initial Calibration

Internal Standards	R.T.	QIon	Response	Conc	Units	Dev(Min)
1) Pentafluorobenzene	5.67	168	216899	50.00	ug/l	0.00
34) 1,4-Difluorobenzene	6.87	114	320138	50.00	ug/l	0.00
63) Chlorobenzene-d5	10.12	117	280173	50.00	ug/l	0.00
72) 1,4-Dichlorobenzene-d4	12.08	152	136460	50.00	ug/l	0.00

System Monitoring Compounds

33) 1,2-Dichloroethane-d4	6.07	65	140259	52.97	ug/l	0.00
Spiked Amount	50.000		Recovery	=	105.94%	
35) Dibromofluoromethane	5.51	113	108069	49.85	ug/l	0.00
Spiked Amount	50.000		Recovery	=	99.70%	
50) Toluene-d8	8.71	98	370143	47.52	ug/l	0.00
Spiked Amount	50.000		Recovery	=	95.04%	
62) 4-Bromofluorobenzene	11.14	95	124212	42.23	ug/l	0.00
Spiked Amount	50.000		Recovery	=	84.46%	

Target Compounds

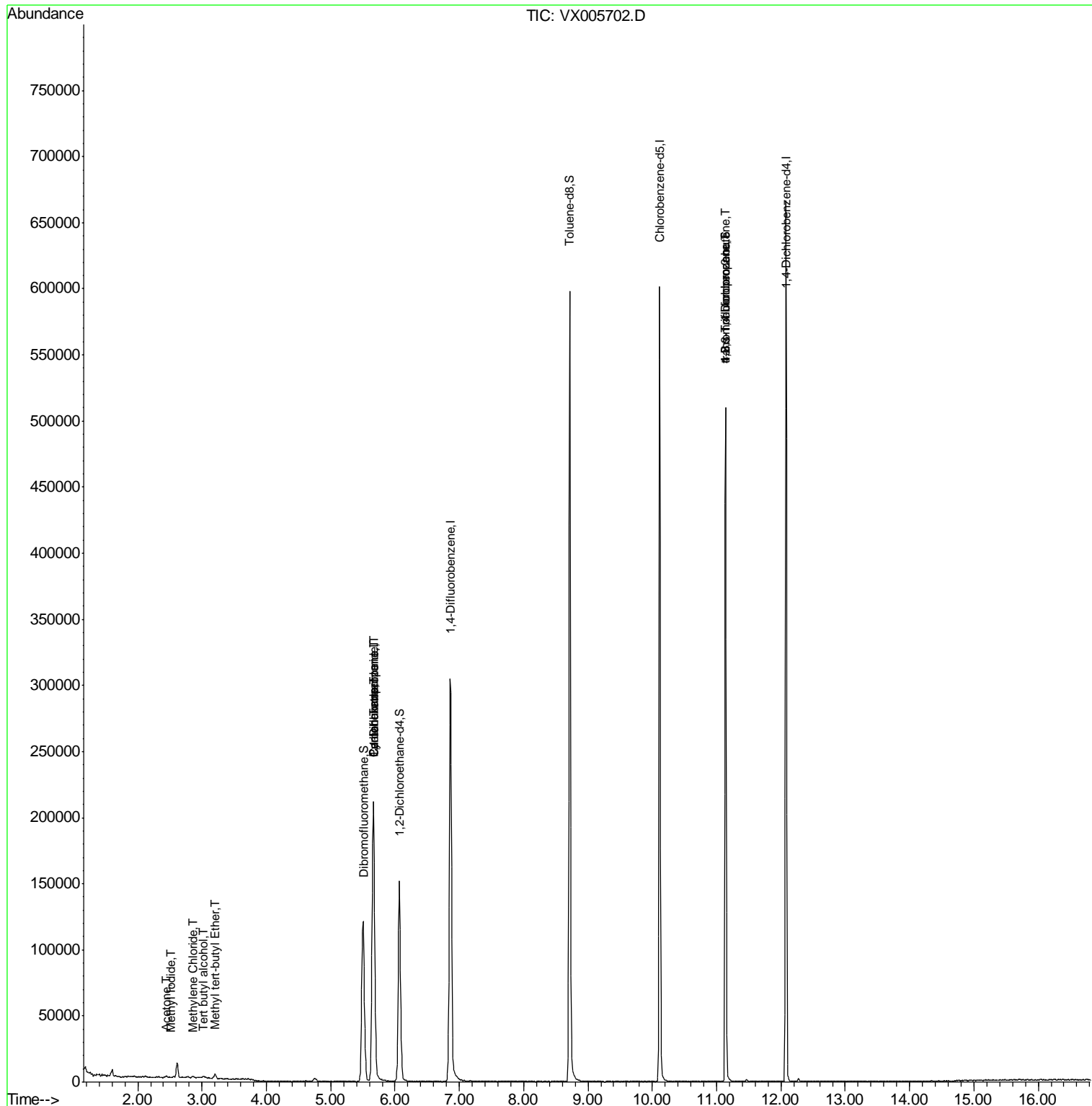
						Qvalue
10) Methyl Iodide	2.53	142	49	2.746	ug/l #	87
11) Tert butyl alcohol	3.01	59	1226	1.721	ug/l #	82
16) Acetone	2.45	43	1416	1.012	ug/l #	63
18) Methyl Acetate	2.78	43	1259	Below Cal		100
19) Methyl tert-butyl Ether	3.21	73	3486	0.480	ug/l #	84
20) Methylene Chloride	2.86	84	508	0.217	ug/l #	66
31) Cyclohexane	5.66	56	3911	1.096	ug/l #	1
36) 1,1-Dichloropropene	5.67	75	14563	4.687	ug/l #	50
38) Carbon Tetrachloride	5.67	117	19967	6.102	ug/l #	15
76) 1,2,3-Trichloropropane	11.14	75	63334	21.905	ug/l #	36
81) trans-1,4-Dichloro-2-buten	11.14	75	63334	71.576	ug/l #	9

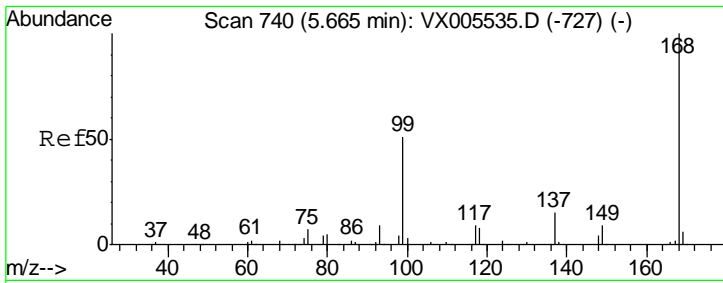
(#) = qualifier out of range (m) = manual integration (+) = signals summed

Data Path : Z:\VOASRV\HPCHEM1\MSVOA X\DATA\VX103018\
 Data File : VX005702.D
 Acq On : 30 Oct 2018 19:54
 Operator : JC/MD
 Sample : J5728-03
 Misc : 5.0mL/MSVOA X/WATER
 ALS Vial : 21 Sample Multiplier: 1

Instrument :
 MSVOA_X
 Client Sampled :
 EG-WATER

Quant Time: Oct 31 01:05:09 2018
 Quant Method : Z:\VOASRV\HPCHEM1\MSVOA_X\METHOD\82X102418W.M
 Quant Title : SW846 8260
 QLast Update : Thu Oct 25 02:52:45 2018
 Response via : Initial Calibration

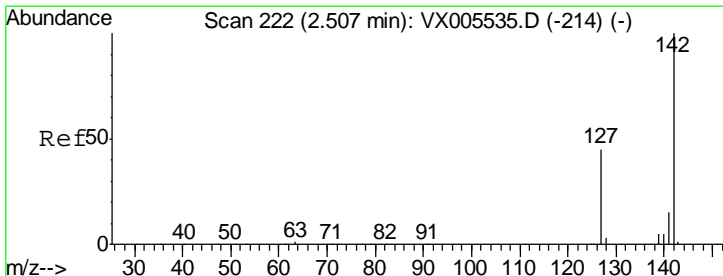
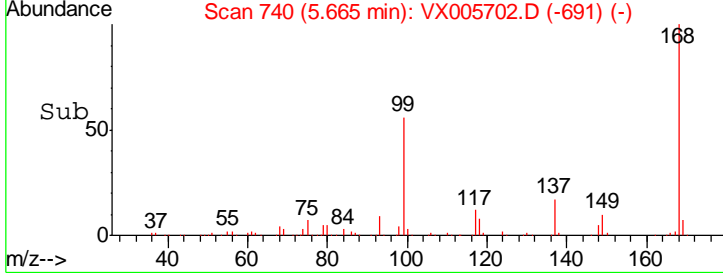
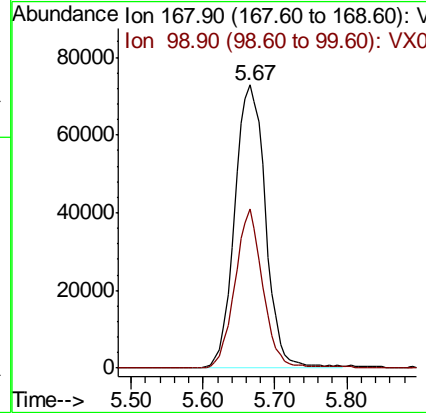
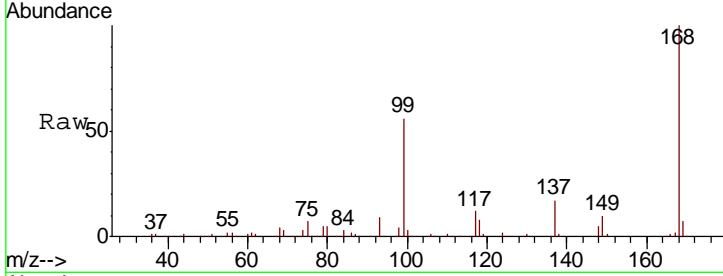




#1
 Pentafluorobenzene
 Concen: 50.000 ug/l
 RT: 5.67 min Scan# 740
 Delta R.T. -0.00 min
 Lab File: VX005702.D
 Acq: 30 Oct 2018 19:54

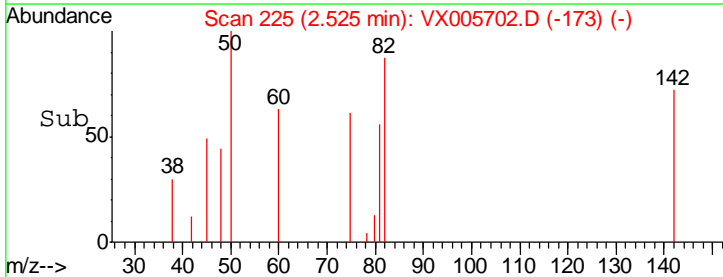
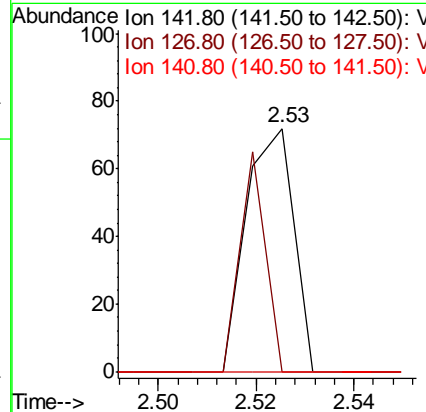
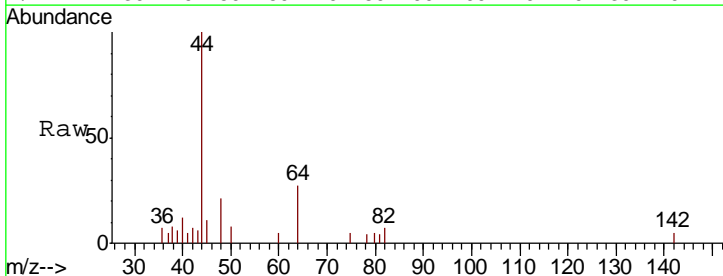
Instrument :
 MSVOA_X
 ClientSampled :
 EG-WATER

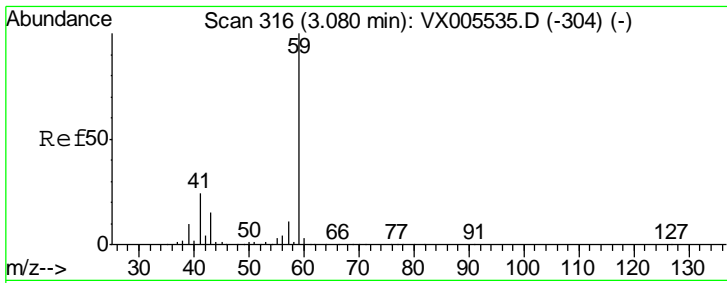
Tgt Ion: 168 Resp: 216899
 Ion Ratio Lower Upper
 168 100
 99 56.3 40.7 61.1



#10
 Methyl Iodide
 Concen: 2.746 ug/l
 RT: 2.53 min Scan# 225
 Delta R.T. 0.02 min
 Lab File: VX005702.D
 Acq: 30 Oct 2018 19:54

Tgt Ion: 142 Resp: 49
 Ion Ratio Lower Upper
 142 100
 127 49.0 36.0 54.0
 141 0.0 11.7 17.5#

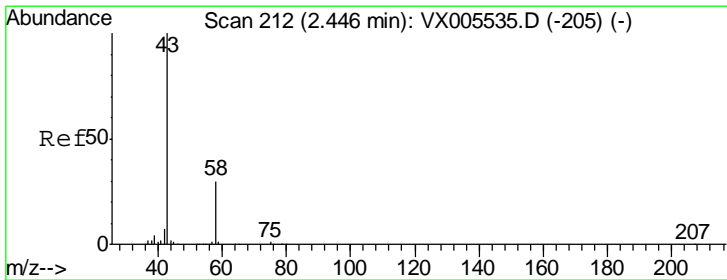
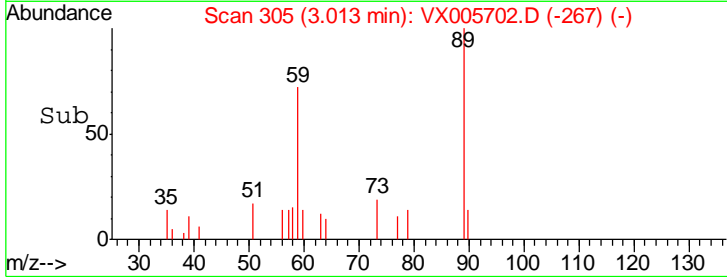
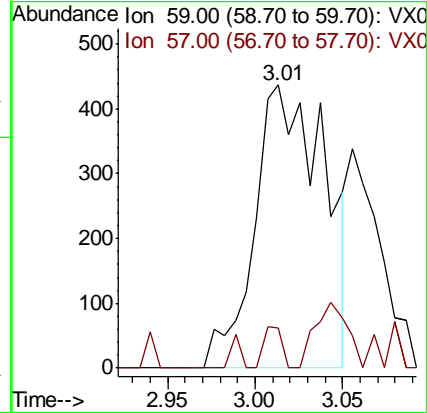
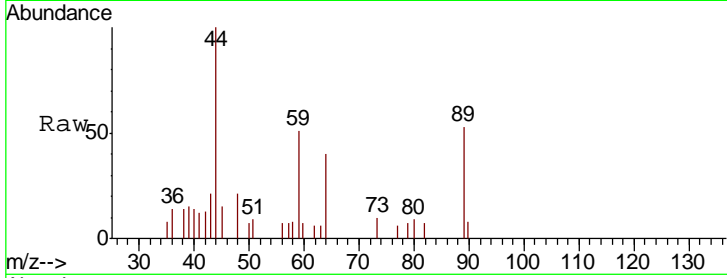




#11
 Tert butyl alcohol
 Concen: 1.721 ug/l
 RT: 3.01 min Scan# 305
 Delta R.T. -0.07 min
 Lab File: VX005702.D
 Acq: 30 Oct 2018 19:54

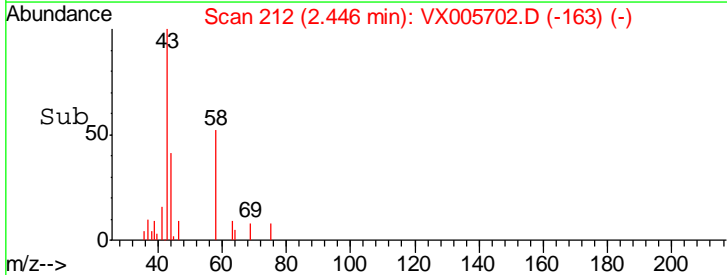
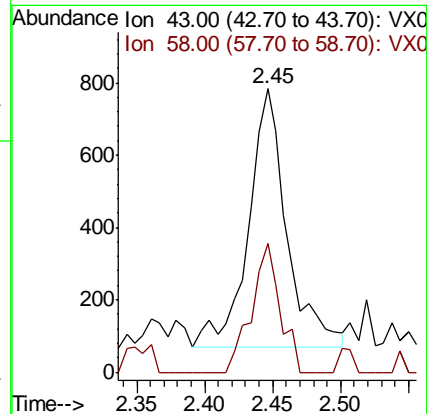
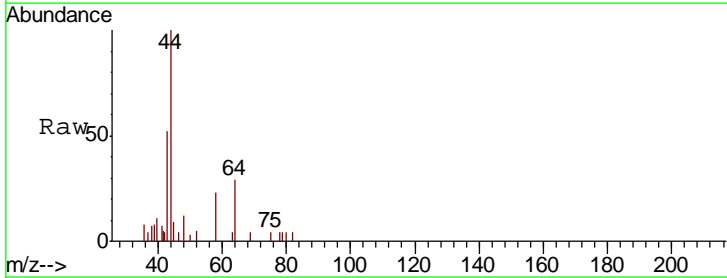
Instrument :
 MSVOA_X
 ClientSampled :
 EG-WATER

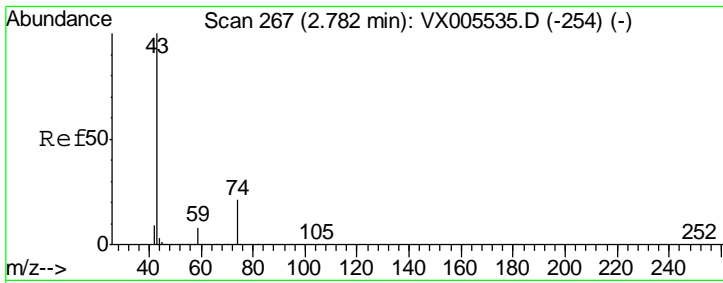
Tgt Ion: 59 Resp: 1226
 Ion Ratio Lower Upper
 59 100
 57 3.8 8.5 12.7#



#16
 Acetone
 Concen: 1.012 ug/l
 RT: 2.45 min Scan# 212
 Delta R.T. -0.00 min
 Lab File: VX005702.D
 Acq: 30 Oct 2018 19:54

Tgt Ion: 43 Resp: 1416
 Ion Ratio Lower Upper
 43 100
 58 49.7 23.8 35.6#

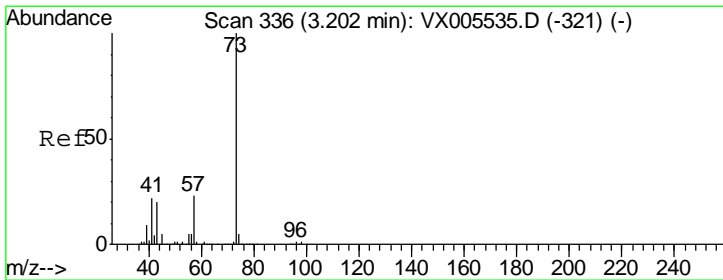
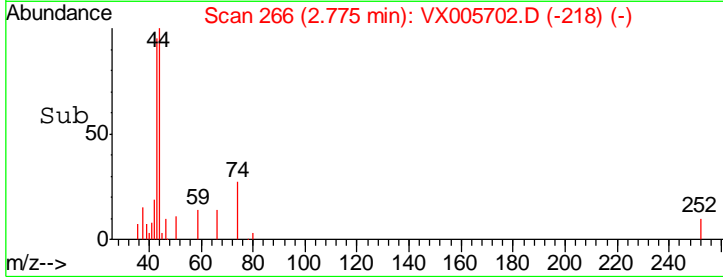
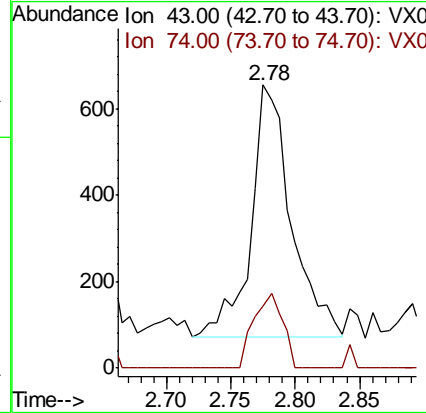
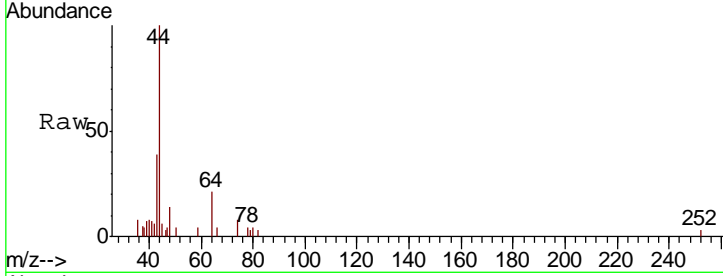




#18
 Methyl Acetate
 Concen: Below Cal
 RT: 2.78 min Scan# 266
 Delta R.T. -0.01 min
 Lab File: VX005702.D
 Acq: 30 Oct 2018 19:54

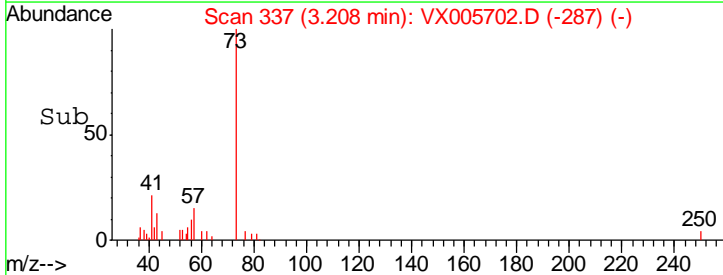
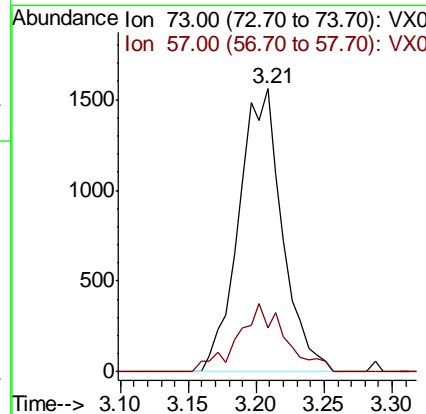
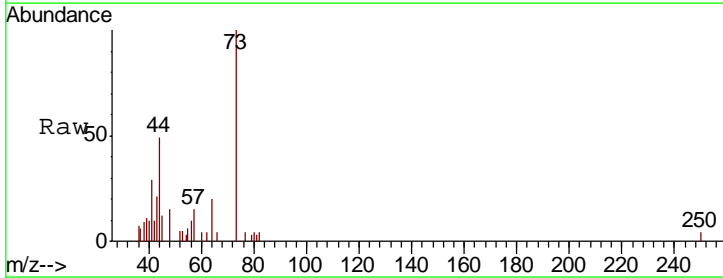
Instrument :
 MSVOA_X
 ClientSampled :
 EG-WATER

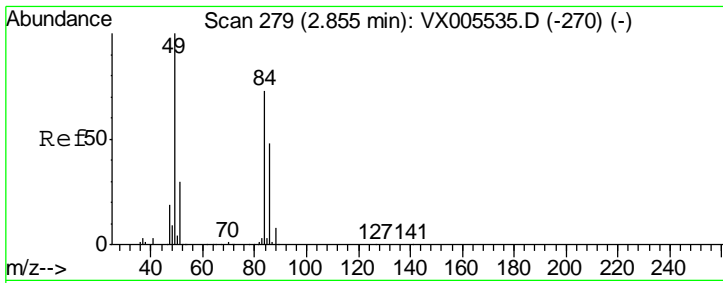
Tgt Ion: 43 Resp: 1259
 Ion Ratio Lower Upper
 43 100
 74 21.1 16.8 25.2



#19
 Methyl tert-butyl Ether
 Concen: 0.480 ug/l
 RT: 3.21 min Scan# 337
 Delta R.T. 0.01 min
 Lab File: VX005702.D
 Acq: 30 Oct 2018 19:54

Tgt Ion: 73 Resp: 3486
 Ion Ratio Lower Upper
 73 100
 57 15.5 18.8 28.2#

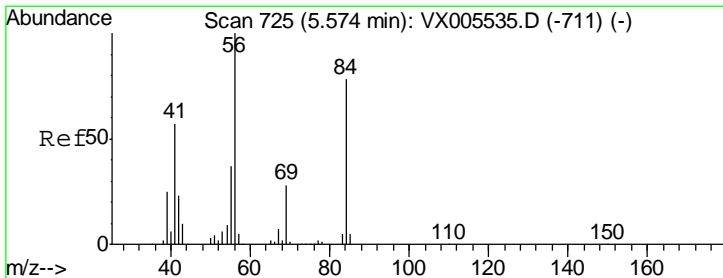
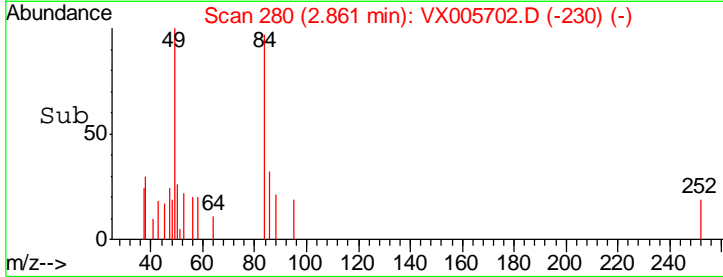
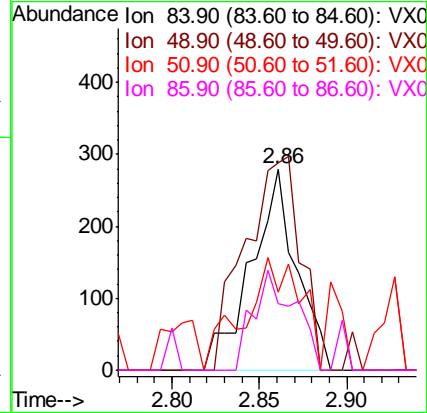
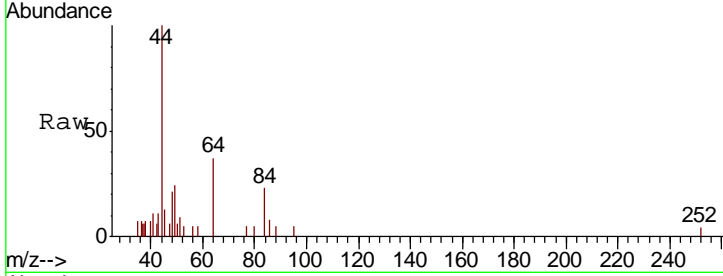




#20
 Methylene Chloride
 Concen: 0.217 ug/l
 RT: 2.86 min Scan# 280
 Delta R.T. 0.01 min
 Lab File: VX005702.D
 Acq: 30 Oct 2018 19:54

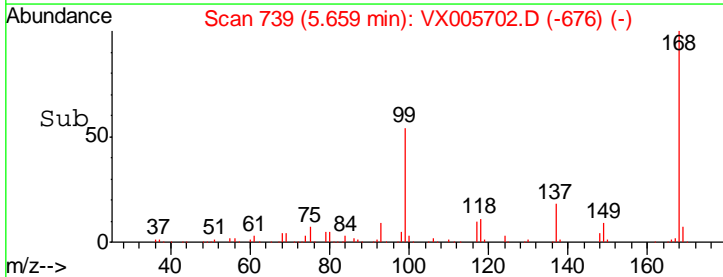
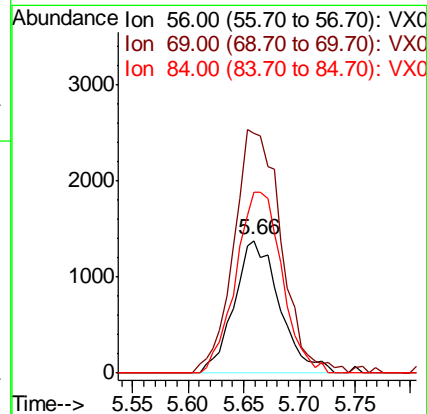
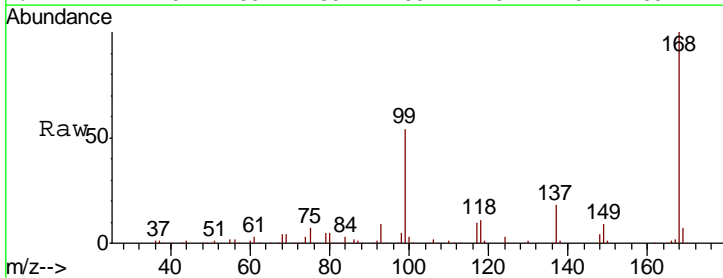
Instrument :
 MSVOA_X
 ClientSampled :
 EG-WATER

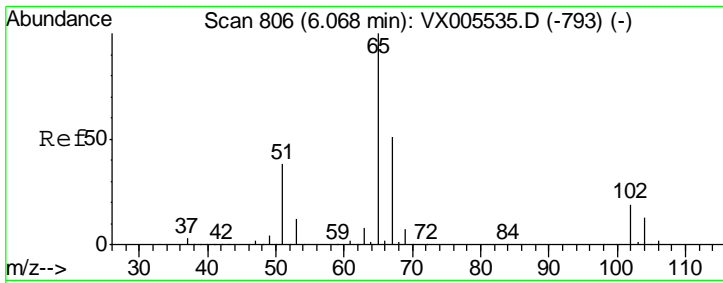
Tgt Ion	Resp	Lower	Upper
84	100		
49	102.9	109.5	164.3#
51	14.3	33.3	49.9#
86	32.9	52.7	79.1#



#31
 Cyclohexane
 Concen: 1.096 ug/l
 RT: 5.66 min Scan# 739
 Delta R.T. 0.09 min
 Lab File: VX005702.D
 Acq: 30 Oct 2018 19:54

Tgt Ion	Resp	Lower	Upper
56	100		
69	180.8	22.6	34.0#
84	136.4	62.7	94.1#

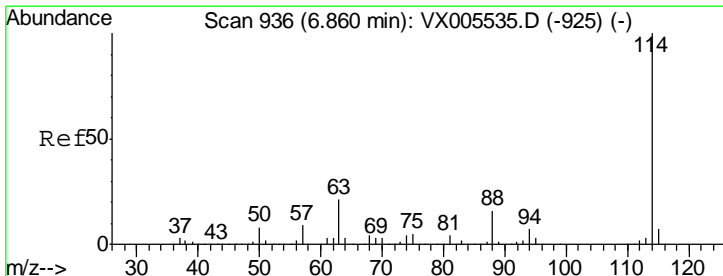
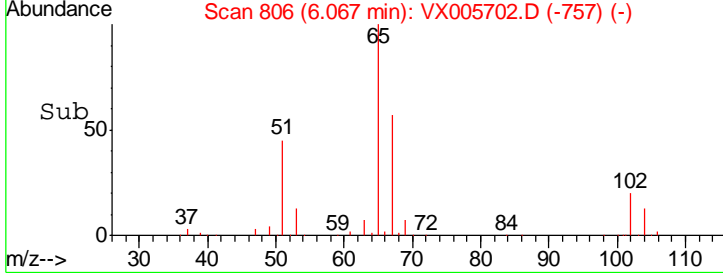
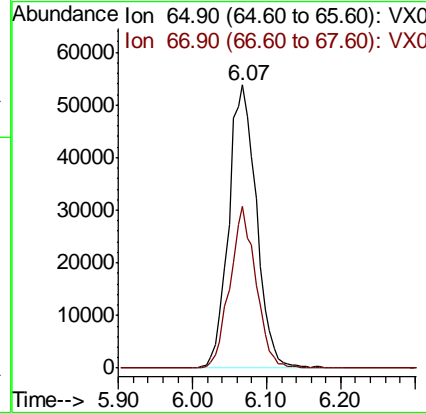
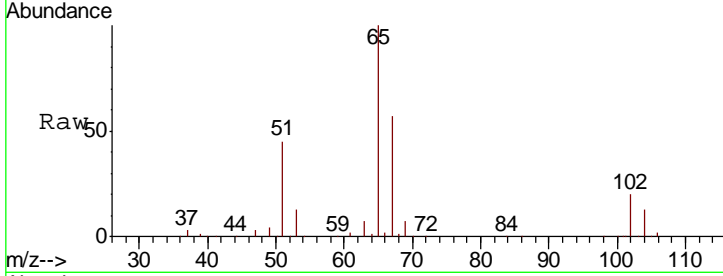




#33
 1,2-Dichloroethane-d4
 Concen: 52.975 ug/l
 RT: 6.07 min Scan# 806
 Delta R.T. -0.00 min
 Lab File: VX005702.D
 Acq: 30 Oct 2018 19:54

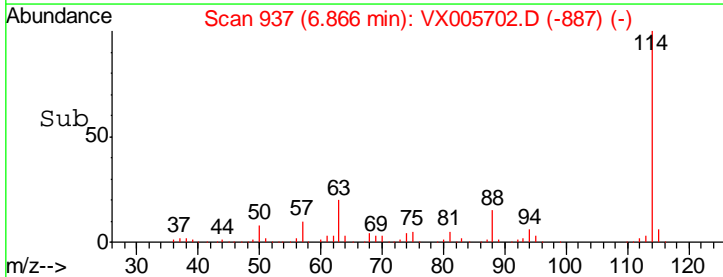
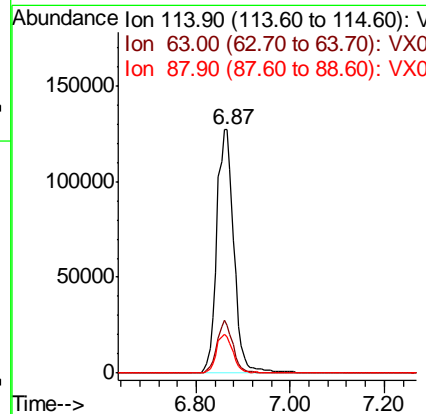
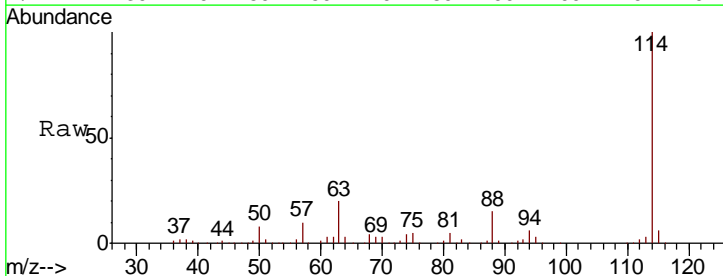
Instrument :
 MSVOA_X
 ClientSampled :
 EG-WATER

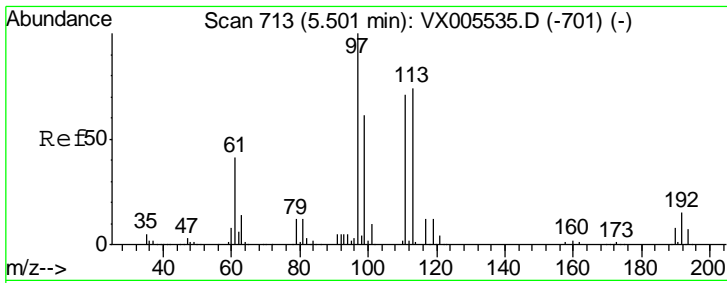
Tgt Ion	Resp	Lower	Upper
65	140259		
67	53.5	0.0	105.0



#34
 1,4-Difluorobenzene
 Concen: 50.000 ug/l
 RT: 6.87 min Scan# 937
 Delta R.T. 0.01 min
 Lab File: VX005702.D
 Acq: 30 Oct 2018 19:54

Tgt Ion	Resp	Lower	Upper
114	320138		
63	19.8	0.0	42.8
88	15.1	0.0	31.2

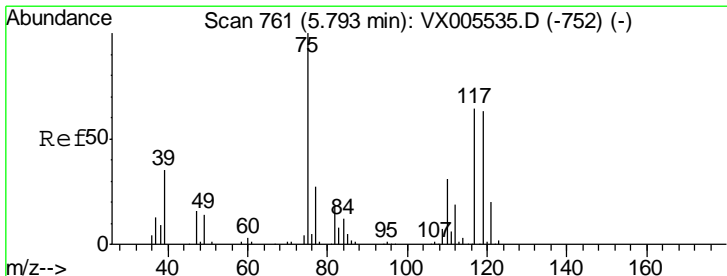
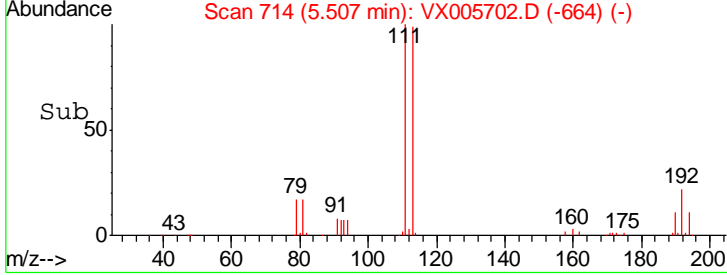
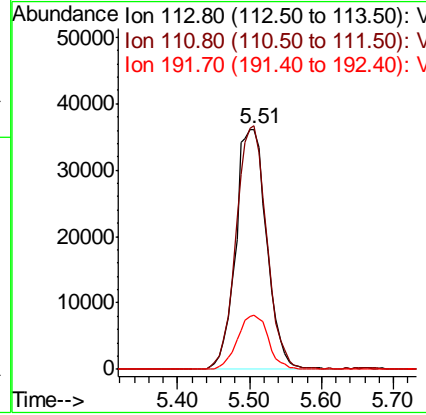
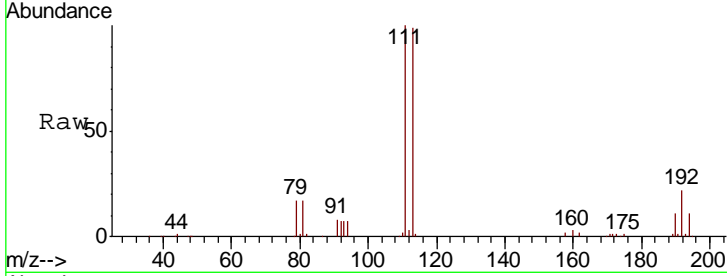




#35
 Dibromofluoromethane
 Concen: 49.854 ug/l
 RT: 5.51 min Scan# 714
 Delta R.T. 0.01 min
 Lab File: VX005702.D
 Acq: 30 Oct 2018 19:54

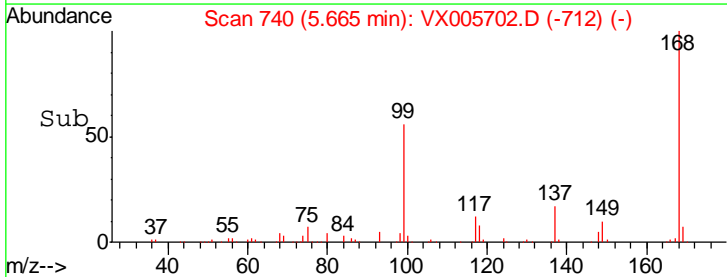
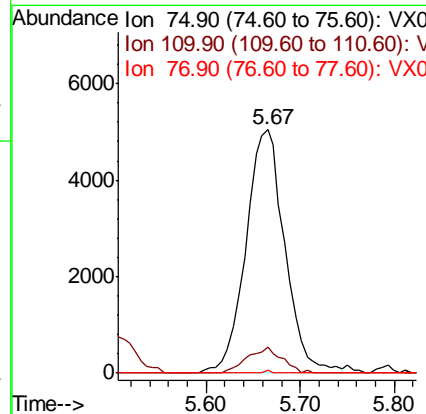
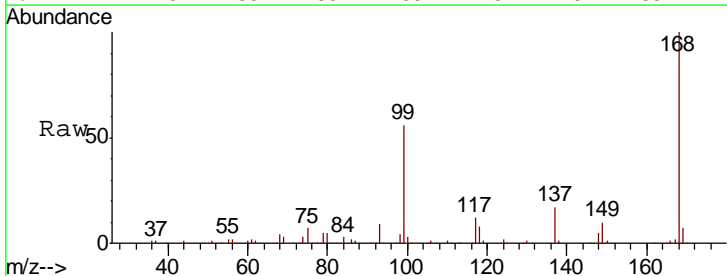
Instrument : MSVOA_X
 ClientSampled : EG-WATER

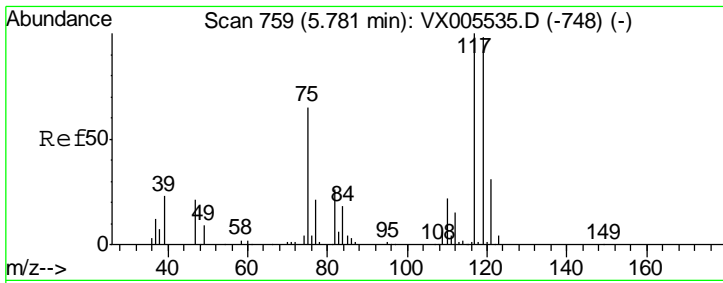
Tgt Ion:	113	Resp:	108069
Ion Ratio	Lower	Upper	
113	100		
111	100.0	82.3	123.5
192	22.5	17.9	26.9



#36
 1,1-Dichloropropene
 Concen: 4.687 ug/l
 RT: 5.67 min Scan# 740
 Delta R.T. -0.13 min
 Lab File: VX005702.D
 Acq: 30 Oct 2018 19:54

Tgt Ion:	75	Resp:	14563
Ion Ratio	Lower	Upper	
75	100		
110	9.5	17.4	52.2#
77	0.1	25.8	38.6#

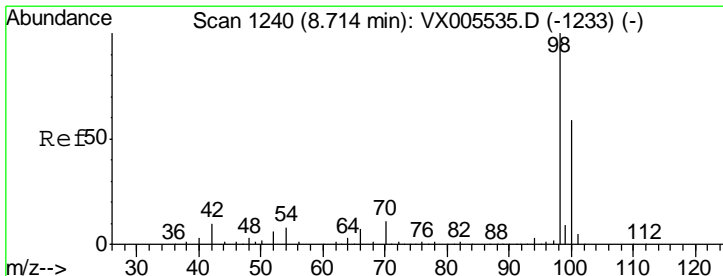
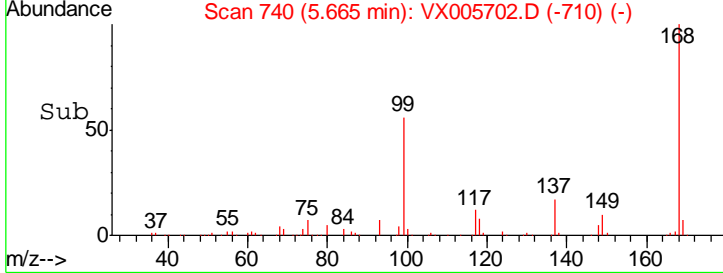
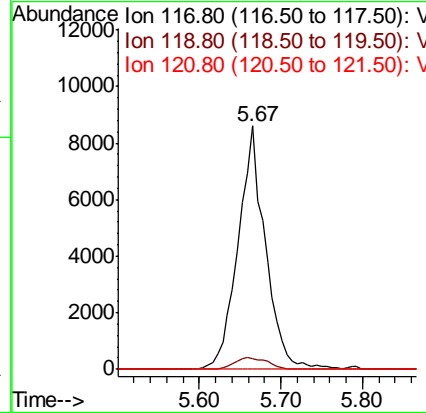
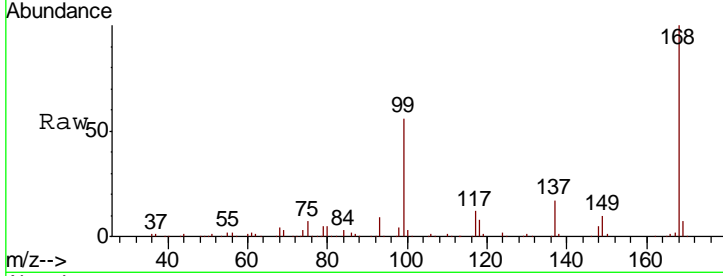




#38
 Carbon Tetrachloride
 Concen: 6.102 ug/l
 RT: 5.67 min Scan# 740
 Delta R.T. -0.12 min
 Lab File: VX005702.D
 Acq: 30 Oct 2018 19:54

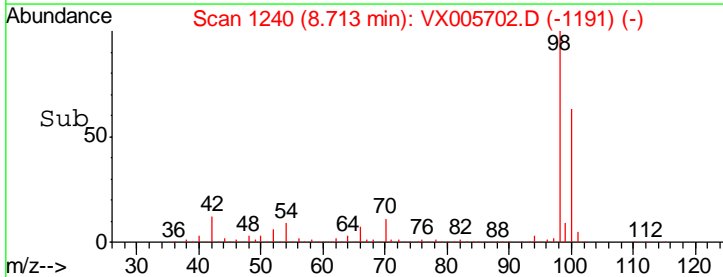
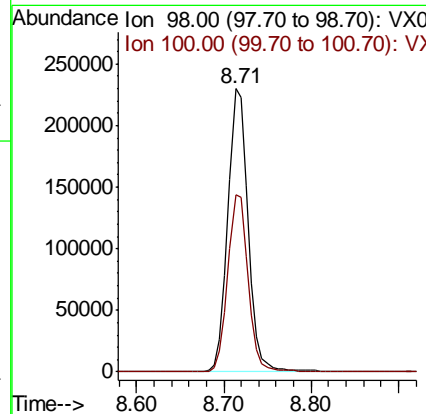
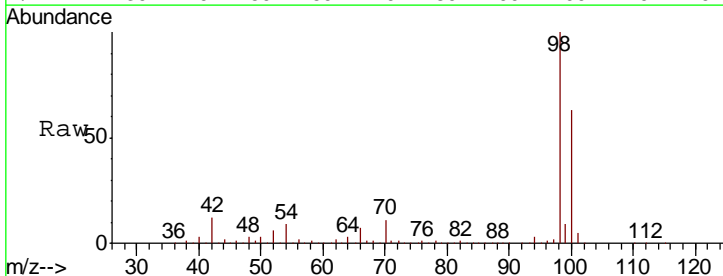
Instrument :
 MSVOA_X
 ClientSampled :
 EG-WATER

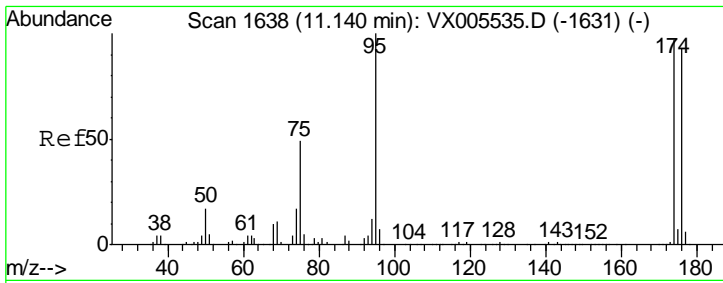
Tgt Ion	Resp	Lower	Upper
117	19967		
119	4.4	78.1	117.1#
121	0.0	24.6	36.8#



#50
 Toluene-d8
 Concen: 47.521 ug/l
 RT: 8.71 min Scan# 1240
 Delta R.T. -0.00 min
 Lab File: VX005702.D
 Acq: 30 Oct 2018 19:54

Tgt Ion	Resp	Lower	Upper
98	370143		
100	63.0	51.3	76.9

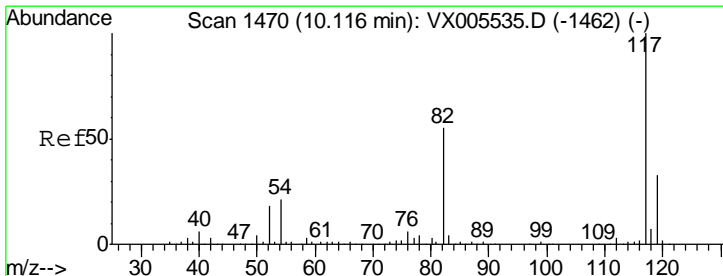
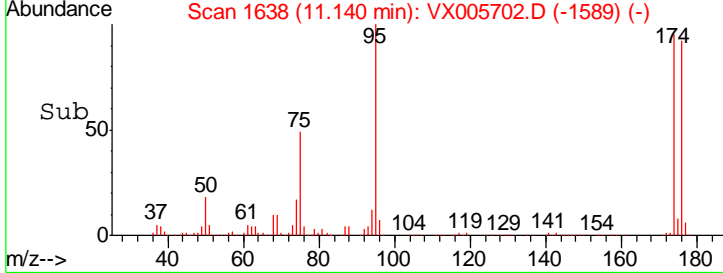
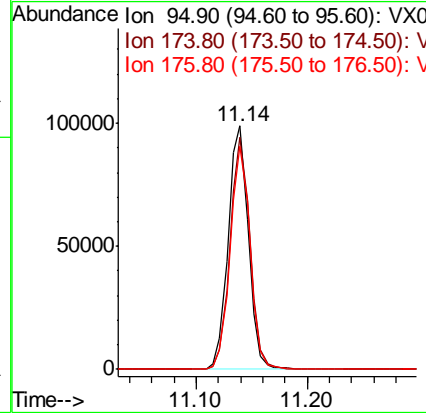
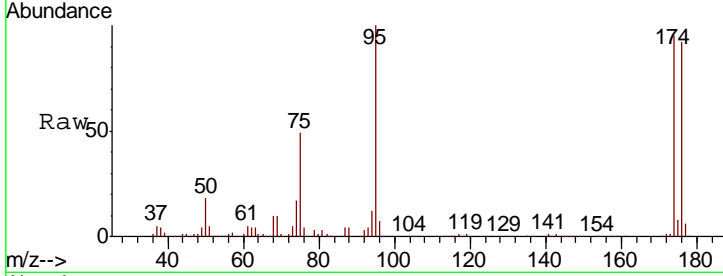




#62
 4-Bromofluorobenzene
 Concen: 42.228 ug/l
 RT: 11.14 min Scan# 1638
 Delta R.T. -0.00 min
 Lab File: VX005702.D
 Acq: 30 Oct 2018 19:54

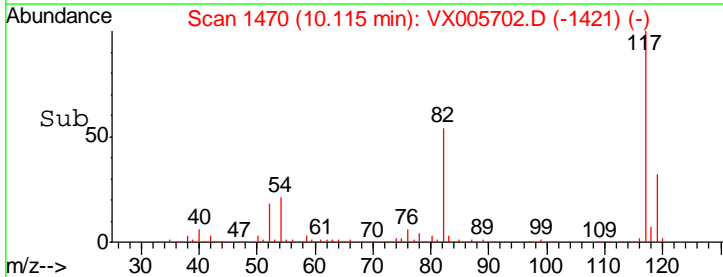
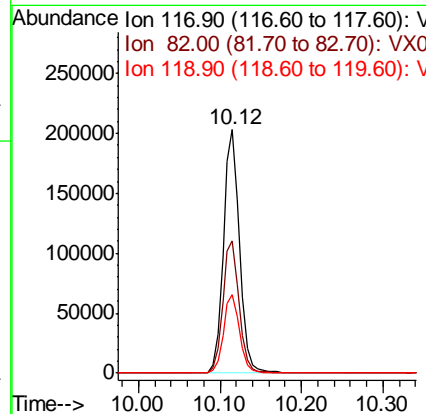
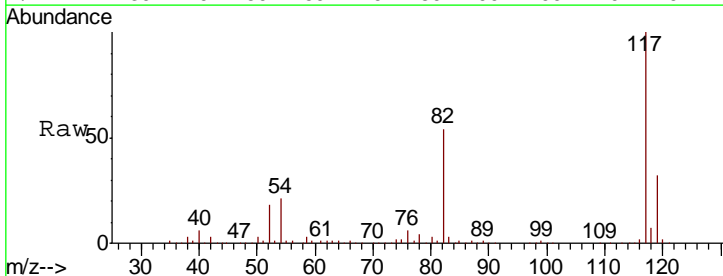
Instrument :
 MSVOA_X
 ClientSampled :
 EG-WATER

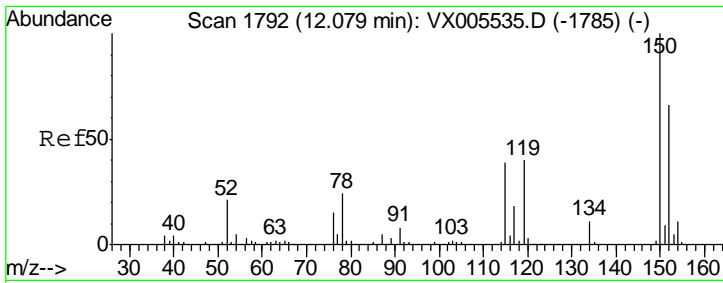
Tgt Ion	Resp	Lower	Upper
95	124212		
174	94.4	0.0	184.4
176	90.4	0.0	177.4



#63
 Chlorobenzene-d5
 Concen: 50.000 ug/l
 RT: 10.12 min Scan# 1470
 Delta R.T. -0.00 min
 Lab File: VX005702.D
 Acq: 30 Oct 2018 19:54

Tgt Ion	Resp	Lower	Upper
117	280173		
82	54.4	44.1	66.1
119	32.3	26.2	39.2

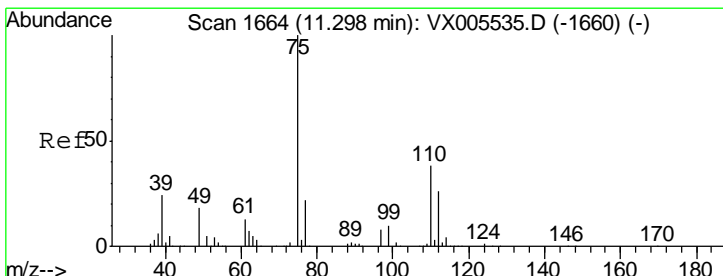
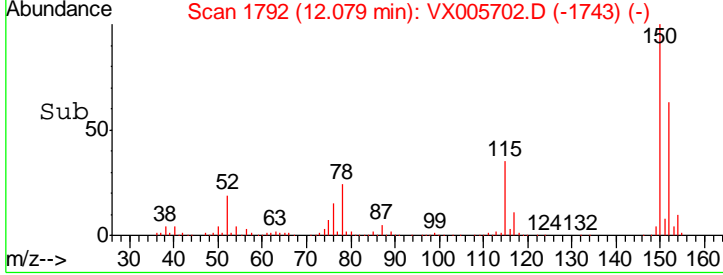
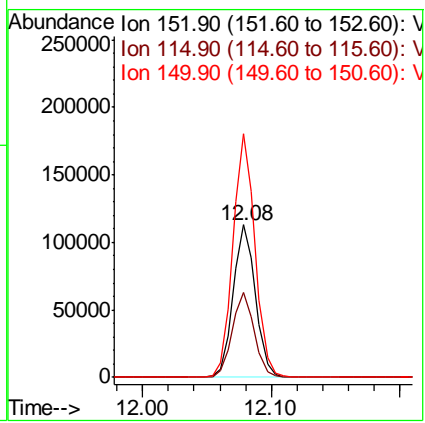
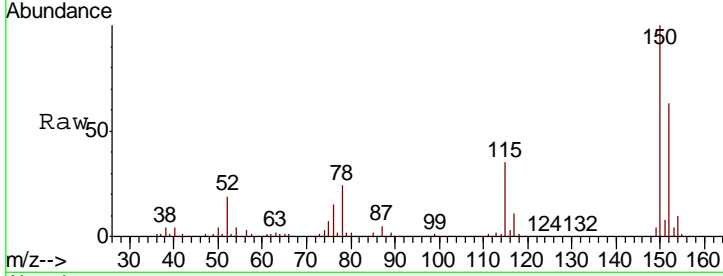




#72
 1,4-Dichlorobenzene-d4
 Concen: 50.000 ug/l
 RT: 12.08 min Scan# 1792
 Delta R.T. -0.00 min
 Lab File: VX005702.D
 Acq: 30 Oct 2018 19:54

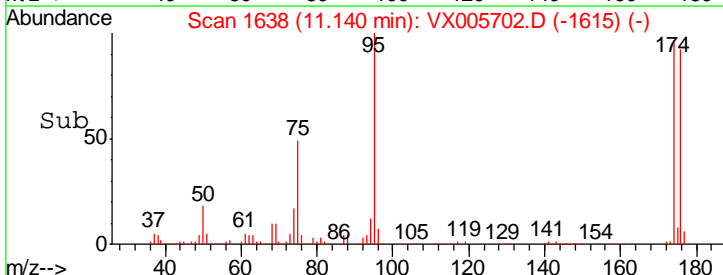
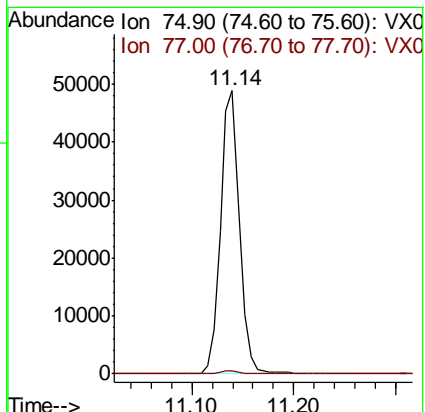
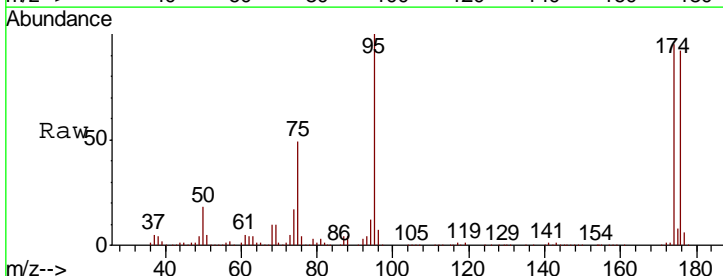
Instrument : MSVOA_X
 ClientSampled : EG-WATER

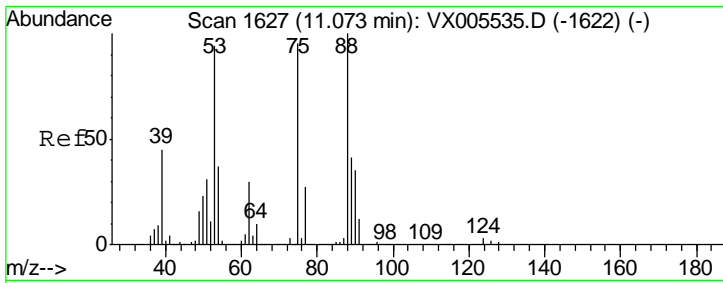
Tgt Ion	Resp	Lower	Upper
152	100		
115	55.3	39.4	118.1
150	158.0	0.0	346.4



#76
 1,2,3-Trichloropropane
 Concen: 21.905 ug/l
 RT: 11.14 min Scan# 1638
 Delta R.T. -0.16 min
 Lab File: VX005702.D
 Acq: 30 Oct 2018 19:54

Tgt Ion	Resp	Lower	Upper
75	100		
77	1.2	20.5	61.6#

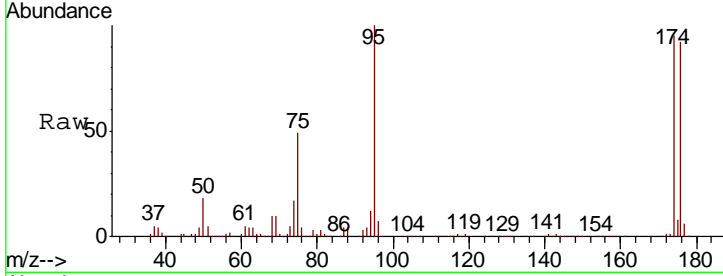




#81
 trans-1,4-Dichloro-2-butene
 Concen: 71.576 ug/l
 RT: 11.14 min Scan# 1638
 Delta R.T. 0.07 min
 Lab File: VX005702.D
 Acq: 30 Oct 2018 19:54

Instrument :
 MSVOA_X
 ClientSampled :
 EG-WATER

Tot Ion	75	Resp	63334
Ion Ratio	Lower	Upper	
75	100		
53	0.3	80.2	120.2#
89	0.0	39.8	59.8#



Abundance Ion 74.90 (74.60 to 75.60): VX0
 Ion 53.00 (52.70 to 53.70): VX0
 Ion 88.90 (88.60 to 89.60): VX0

