

Data Path : Z:\VOASRV\HPCHEM1\MSVOA X\DATA\VX112019\
 Data File : VX013487.D
 Acq On : 20 Nov 2019 19:05
 Operator : JC/SP
 Sample : K5958-04MS
 Misc : 5.0mL/MSVOA X/WATER
 ALS Vial : 21 Sample Multiplier: 1

Instrument :
 MSVOA_X
 Client Sampled :
 MW-3MS

Quant Time: Nov 21 00:51:50 2019
 Quant Method : Z:\VOASRV\HPCHEM1\MSVOA_X\METHOD\82X103119W.M
 Quant Title : SW846 8260
 QLast Update : Sat Nov 02 07:06:38 2019
 Response via : Initial Calibration

Internal Standards	R.T.	QIon	Response	Conc	Units	Dev(Min)
1) Pentafluorobenzene	5.65	168	583441	50.00	ug/l	0.00
34) 1,4-Difluorobenzene	6.85	114	890210	50.00	ug/l	0.00
63) Chlorobenzene-d5	10.11	117	804329	50.00	ug/l	0.00
72) 1,4-Dichlorobenzene-d4	12.07	152	417450	50.00	ug/l	0.00

System Monitoring Compounds

33) 1,2-Dichloroethane-d4	6.05	65	324308	46.92	ug/l	0.00
Spiked Amount	50.000		Recovery	=	93.84%	
35) Dibromofluoromethane	5.49	113	269370	48.24	ug/l	0.00
Spiked Amount	50.000		Recovery	=	96.48%	
50) Toluene-d8	8.71	98	1014669	48.20	ug/l	0.00
Spiked Amount	50.000		Recovery	=	96.40%	
62) 4-Bromofluorobenzene	11.14	95	383679	50.51	ug/l	0.00
Spiked Amount	50.000		Recovery	=	101.02%	

Target Compounds

						Qvalue
2) Dichlorodifluoromethane	1.19	85	298966	44.473	ug/l	99
3) Chloromethane	1.31	50	313801	43.045	ug/l	98
4) Vinyl Chloride	1.40	62	387455	46.685	ug/l	100
5) Bromomethane	1.62	94	217229	37.559	ug/l	98
6) Chloroethane	1.70	64	216419	45.510	ug/l	97
7) Trichlorofluoromethane	1.91	101	448471	45.737	ug/l	100
8) Diethyl Ether	2.18	74	208746	48.142	ug/l	99
9) 1,1,2-Trichlorotrifluoroet	2.37	101	272440	49.851	ug/l	99
10) Methyl Iodide	2.50	142	262343	38.772	ug/l	98
11) Tert butyl alcohol	3.05	59	597211	327.811	ug/l	99
12) 1,1-Dichloroethene	2.36	96	268878	50.240	ug/l	99
13) Acrolein	2.28	56	222101	224.942	ug/l	97
14) Allyl chloride	2.72	41	507086	52.148	ug/l	95
15) Acrylonitrile	3.13	53	986594	289.913	ug/l	99
16) Acetone	2.44	43	920785	267.077	ug/l	99
17) Carbon Disulfide	2.56	76	640341	44.703	ug/l	99
18) Methyl Acetate	2.76	43	556008	58.415	ug/l	100
19) Methyl tert-butyl Ether	3.19	73	971052	54.401	ug/l	100
20) Methylene Chloride	2.84	84	314585	49.386	ug/l	98
21) trans-1,2-Dichloroethene	3.15	96	290321	49.822	ug/l	99
22) Diisopropyl ether	3.84	45	1009650	53.781	ug/l	99
23) Vinyl Acetate	3.80	43	4160340	258.981	ug/l	99
24) 1,1-Dichloroethane	3.69	63	541947	51.604	ug/l	99
25) 2-Butanone	4.66	43	1463610	289.380	ug/l	99
26) 2,2-Dichloropropane	4.57	77	424189	50.773	ug/l	97
27) cis-1,2-Dichloroethene	4.58	96	349347	53.518	ug/l	98
28) Bromochloromethane	5.01	49	148239	49.714	ug/l	98
29) Tetrahydrofuran	5.12	42	915574	293.756	ug/l	99
30) Chloroform	5.20	83	565218	54.505	ug/l	95
31) Cyclohexane	5.57	56	473858	50.144	ug/l	98
32) 1,1,1-Trichloroethane	5.48	97	456417	51.143	ug/l	100
36) 1,1-Dichloropropene	5.79	75	391927	51.320	ug/l	99
37) Ethyl Acetate	4.82	43	514290	54.499	ug/l	99
38) Carbon Tetrachloride	5.77	117	383069	51.295	ug/l	100

Data Path : Z:\VOASRV\HPCHEM1\MSVOA X\DATA\VX112019\
 Data File : VX013487.D
 Acq On : 20 Nov 2019 19:05
 Operator : JC/SP
 Sample : K5958-04MS
 Misc : 5.0mL/MSVOA X/WATER
 ALS Vial : 21 Sample Multiplier: 1

Instrument :
 MSVOA_X
 ClientSampleId :
 MW-3MS

Quant Time: Nov 21 00:51:50 2019
 Quant Method : Z:\VOASRV\HPCHEM1\MSVOA_X\METHOD\82X103119W.M
 Quant Title : SW846 8260
 QLast Update : Sat Nov 02 07:06:38 2019
 Response via : Initial Calibration

Internal Standards	R.T.	QIon	Response	Conc	Units	Dev(Min)
39) Methylcyclohexane	7.45	83	558798	58.723	ug/l	98
40) Benzene	6.13	78	1249519	52.526	ug/l	100
41) Methacrylonitrile	5.03	41	289831	54.796	ug/l	98
42) 1,2-Dichloroethane	6.18	62	440337	51.317	ug/l	99
43) Isopropyl Acetate	6.43	43	816446	55.561	ug/l	99
44) Trichloroethene	7.20	130	336429	51.377	ug/l	98
45) 1,2-Dichloropropane	7.51	63	322212	53.159	ug/l	99
46) Dibromomethane	7.65	93	213837	51.670	ug/l	97
47) Bromodichloromethane	7.89	83	425185	54.484	ug/l	98
48) Methyl methacrylate	7.76	41	410399	55.949	ug/l	97
49) 1,4-Dioxane	7.73	88	210170	1251.133	ug/l	99
51) 4-Methyl-2-Pentanone	8.64	43	2842709	294.860	ug/l	99
52) Toluene	8.78	92	779844	52.892	ug/l	99
53) t-1,3-Dichloropropene	9.04	75	476570	55.847	ug/l	98
54) cis-1,3-Dichloropropene	8.43	75	520335	54.510	ug/l	97
55) 1,1,2-Trichloroethane	9.21	97	325893	53.327	ug/l	97
56) Ethyl methacrylate	9.17	69	562136	53.758	ug/l	98
57) 1,3-Dichloropropane	9.37	76	552507	53.258	ug/l	100
59) 2-Hexanone	9.49	43	2235576	300.067	ug/l	97
60) Dibromochloromethane	9.58	129	348851	55.815	ug/l	99
61) 1,2-Dibromoethane	9.67	107	345427	53.229	ug/l	99
64) Tetrachloroethene	9.33	164	287521	49.935	ug/l	99
65) Chlorobenzene	10.14	112	855820	52.556	ug/l	98
66) 1,1,1,2-Tetrachloroethane	10.21	131	321657	53.797	ug/l	99
67) Ethyl Benzene	10.25	91	6884457	244.960	ug/l	97
68) m/p-Xylenes	10.35	106	3007962	282.999	ug/l	97
69) o-Xylene	10.70	106	1914065	183.939	ug/l	98
70) Styrene	10.71	104	1035889	59.551	ug/l #	81
71) Bromoform	10.85	173	279372	50.369	ug/l	99
73) Isopropylbenzene	11.01	105	7689792	277.835	ug/l	97
74) N-amyl acetate	10.89	43	808173	62.968	ug/l #	73
75) 1,1,2,2-Tetrachloroethane	11.26	83	591358	58.567	ug/l	97
76) 1,2,3-Trichloropropane	11.29	75	636659	75.087	ug/l	80
77) Bromobenzene	11.25	156	401807	54.457	ug/l	98
78) n-propylbenzene	11.35	91	12323294	399.702	ug/l	88
79) 2-Chlorotoluene	11.42	91	1309841	70.514	ug/l	85
80) 1,3,5-Trimethylbenzene	11.50	105	5358597	232.437	ug/l	98
81) trans-1,4-Dichloro-2-buten	11.07	75	178696	54.247	ug/l	100
82) 4-Chlorotoluene	11.51	91	1569467	72.177	ug/l	86
83) tert-Butylbenzene	11.77	119	1857074	80.022	ug/l	94
84) 1,2,4-Trimethylbenzene	11.67	105	4995136	215.992	ug/l	79
85) sec-Butylbenzene	11.95	105	4192985	157.207	ug/l	82
86) p-Isopropyltoluene	12.06	119	2538686	103.367	ug/l	99
87) 1,3-Dichlorobenzene	12.03	146	689600	52.432	ug/l	99
88) 1,4-Dichlorobenzene	12.09	146	698401	52.119	ug/l	99
89) n-Butylbenzene	12.38	91	3000833	140.027	ug/l #	80
90) Hexachloroethane	12.59	117	595139	136.004	ug/l #	42
91) 1,2-Dichlorobenzene	12.38	146	695037	52.867	ug/l	100
92) 1,2-Dibromo-3-Chloropropan	12.99	75	158384	64.384	ug/l	84
93) 1,2,4-Trichlorobenzene	13.64	180	503239	54.875	ug/l	95

Data Path : Z:\VOASRV\HPCHEM1\MSVOA X\DATA\VX112019\
 Data File : VX013487.D
 Acq On : 20 Nov 2019 19:05
 Operator : JC/SP
 Sample : K5958-04MS
 Misc : 5.0mL/MSVOA X/WATER
 ALS Vial : 21 Sample Multiplier: 1

Instrument :
 MSVOA_X
 ClientSampleId :
 MW-3MS

Quant Time: Nov 21 00:51:50 2019
 Quant Method : Z:\VOASRV\HPCHEM1\MSVOA_X\METHOD\82X103119W.M
 Quant Title : SW846 8260
 QLast Update : Sat Nov 02 07:06:38 2019
 Response via : Initial Calibration

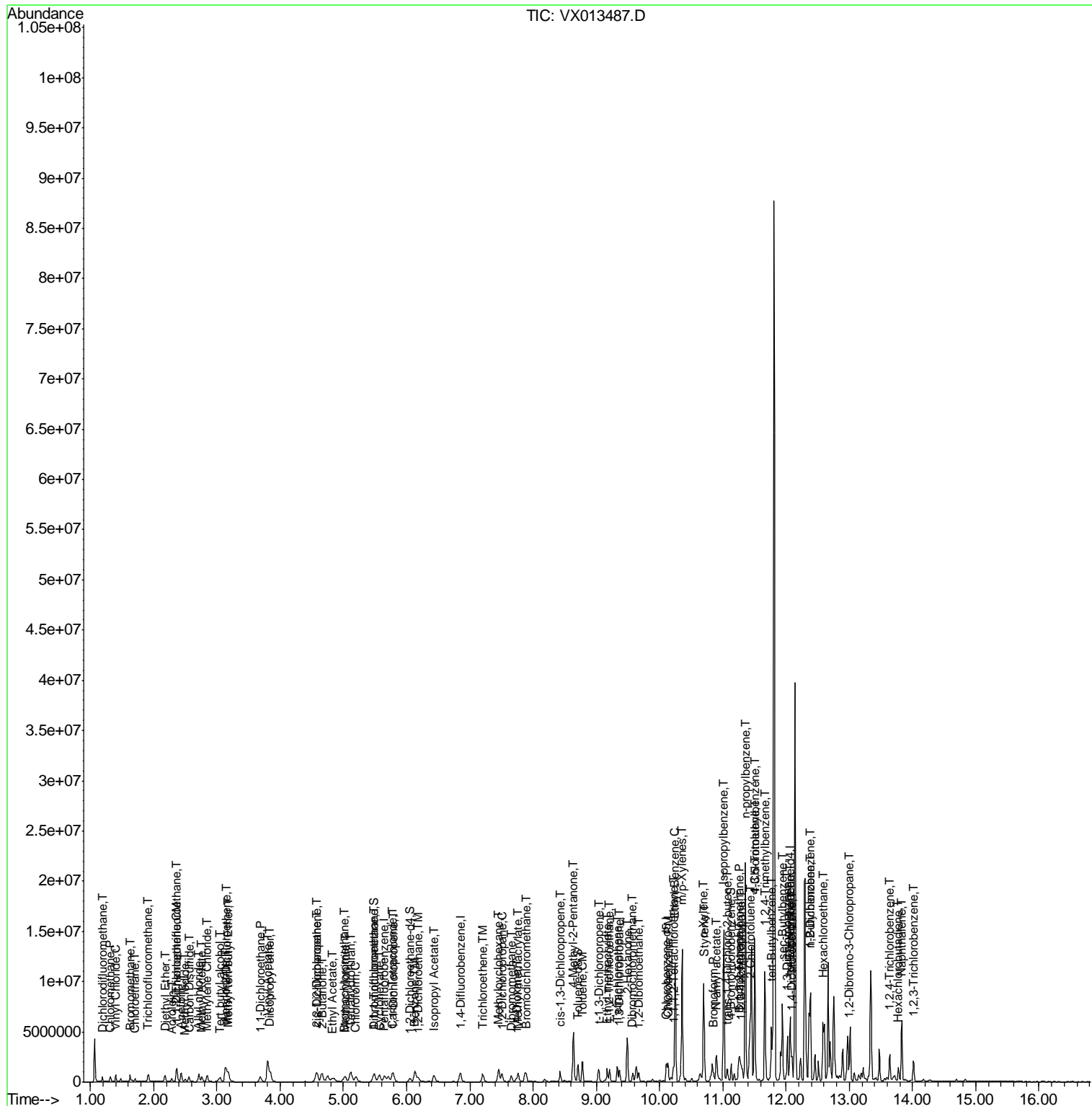
Internal Standards	R.T.	QIon	Response	Conc	Units	Dev(Min)
94) Hexachlorobutadiene	13.78	225	210112	46.831	ug/l	98
95) Naphthalene	13.83	128	3596316	124.991	ug/l	99
96) 1,2,3-Trichlorobenzene	14.01	180	497652	54.111	ug/l	98

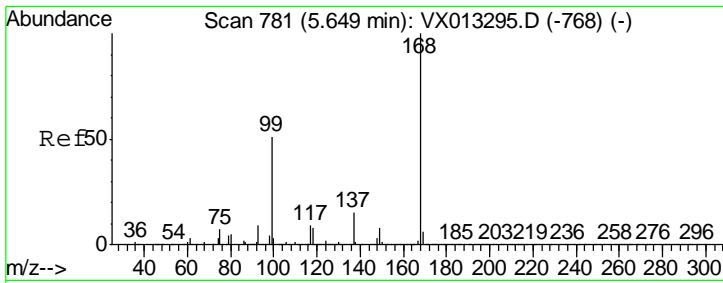
(#) = qualifier out of range (m) = manual integration (+) = signals summed

Data Path : Z:\VOASRV\HPCHEM1\MSVOA X\DATA\VX112019\
 Data File : VX013487.D
 Acq On : 20 Nov 2019 19:05
 Operator : JC/SP
 Sample : K5958-04MS
 Misc : 5.0mL/MSVOA X/WATER
 ALS Vial : 21 Sample Multiplier: 1

Instrument :
 MSVOA_X
 Client Sampled :
 MW-3MS

Quant Time: Nov 21 00:51:50 2019
 Quant Method : Z:\VOASRV\HPCHEM1\MSVOA_X\METHOD\82X103119W.M
 Quant Title : SW846 8260
 QLast Update : Sat Nov 02 07:06:38 2019
 Response via : Initial Calibration

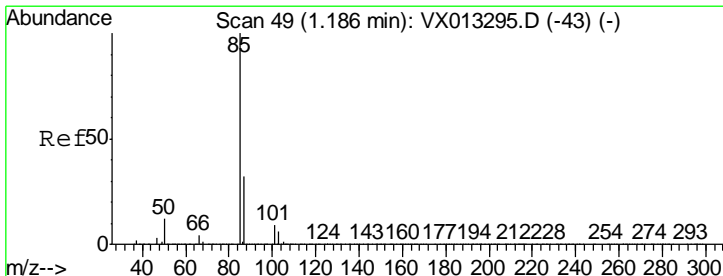
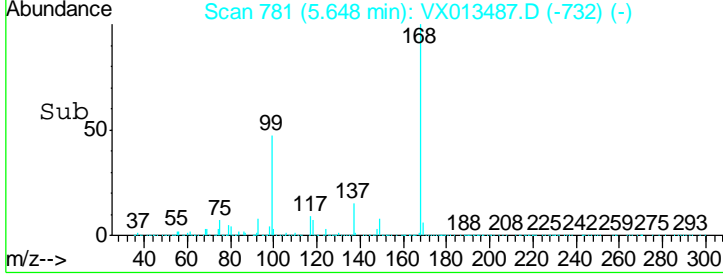
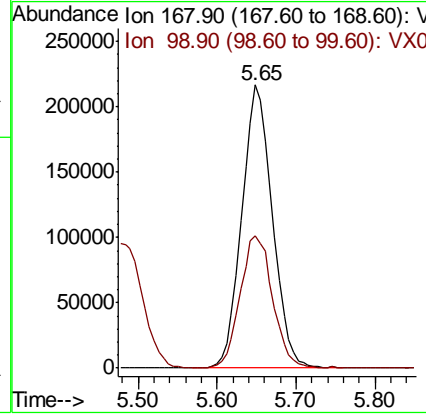
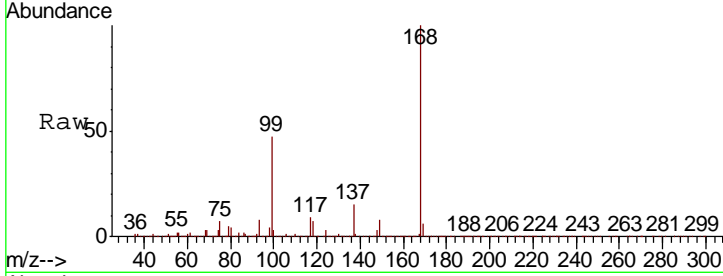




#1
 Pentafluorobenzene
 Concen: 50.000 ug/l
 RT: 5.65 min Scan# 781
 Delta R.T. -0.00 min
 Lab File: VX013487.D
 Acq: 20 Nov 2019 19:05

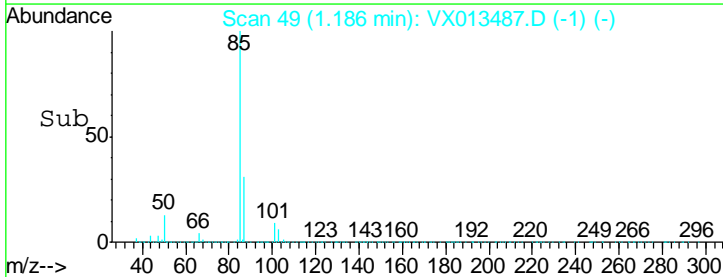
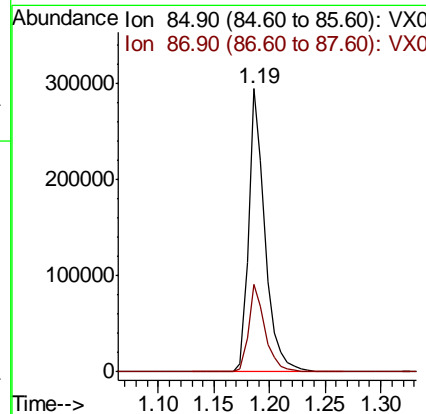
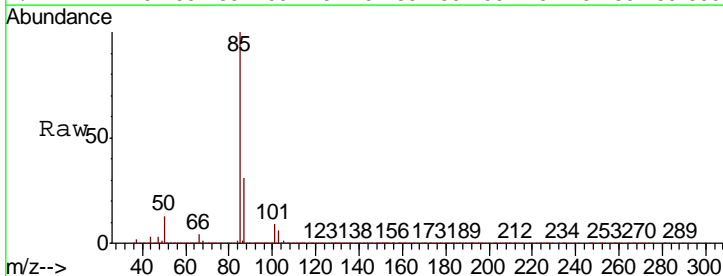
Instrument :
 MSVOA_X
 ClientSampleID :
 MW-3MS


Tgt Ion	Resp	Lower	Upper
168	583441		
99	46.4	40.8	61.2



#2
 Dichlorodifluoromethane
 Concen: 44.473 ug/l
 RT: 1.19 min Scan# 49
 Delta R.T. -0.00 min
 Lab File: VX013487.D
 Acq: 20 Nov 2019 19:05

Tgt Ion	Resp	Lower	Upper
85	298966		
87	31.0	15.9	47.6

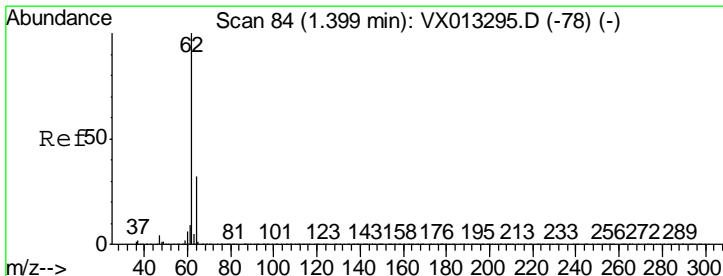
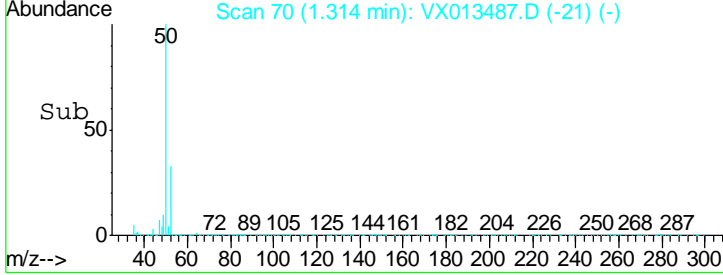
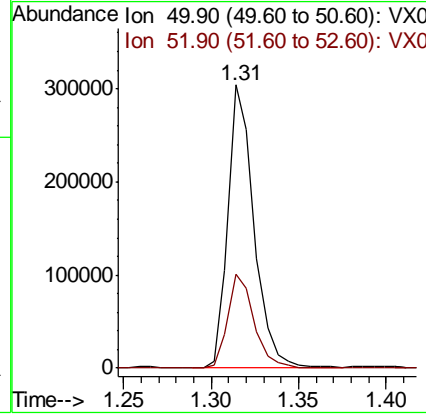
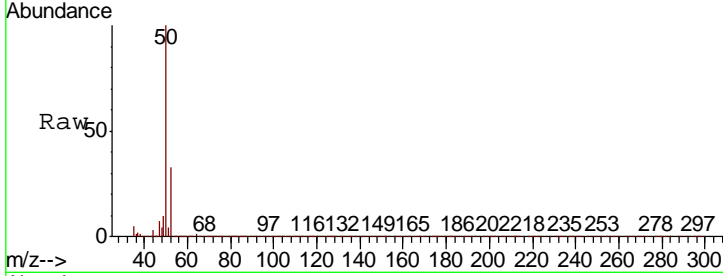




#3
 Chloromethane
 Concen: 43.045 ug/l
 RT: 1.31 min Scan# 70
 Delta R.T. -0.00 min
 Lab File: VX013487.D
 Acq: 20 Nov 2019 19:05

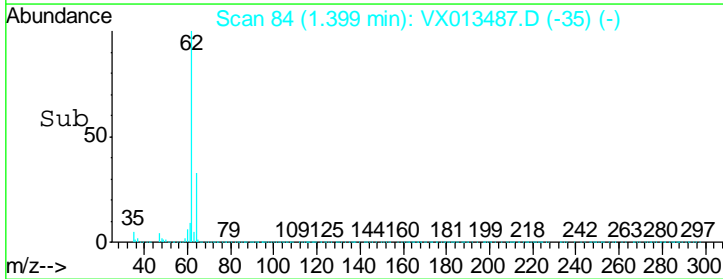
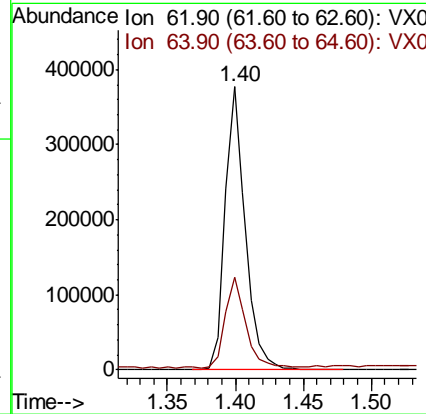
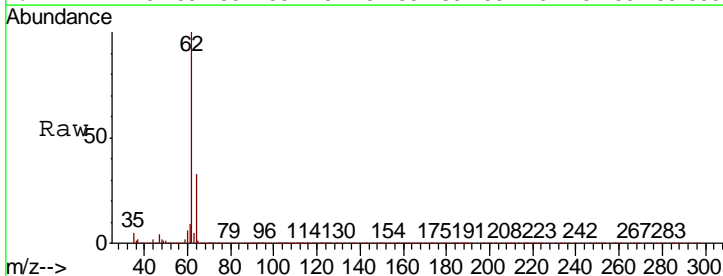
Instrument :
 MSVOA_X
 ClientSampled :
 MW-3MS

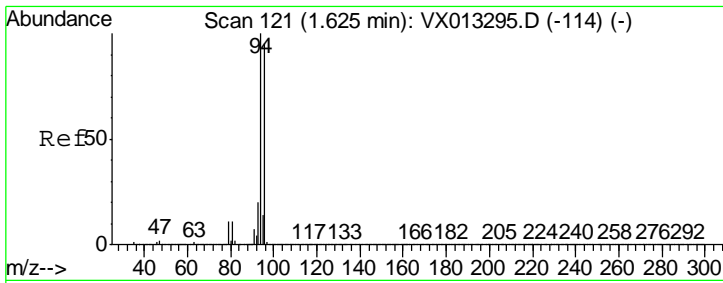
Tgt Ion: 50 Resp: 313801
 Ion Ratio Lower Upper
 50 100
 52 33.1 25.5 38.3



#4
 Vinyl Chloride
 Concen: 46.685 ug/l
 RT: 1.40 min Scan# 84
 Delta R.T. -0.00 min
 Lab File: VX013487.D
 Acq: 20 Nov 2019 19:05

Tgt Ion: 62 Resp: 387455
 Ion Ratio Lower Upper
 62 100
 64 31.8 25.6 38.4

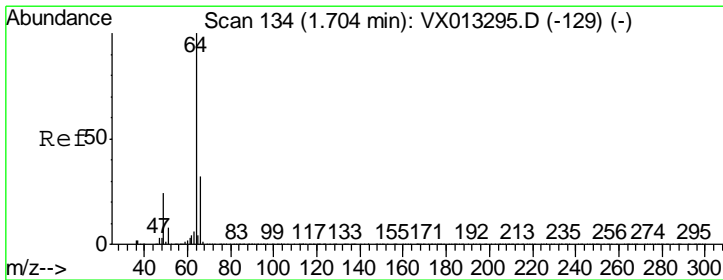
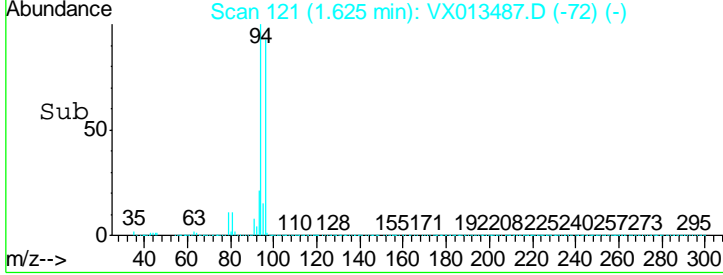
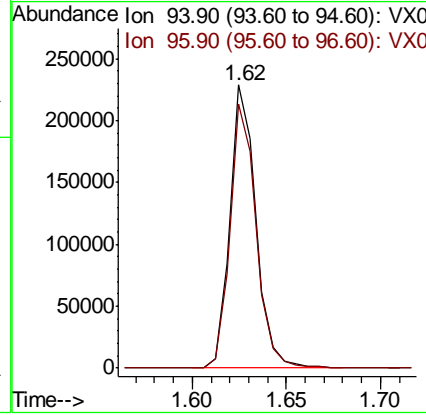
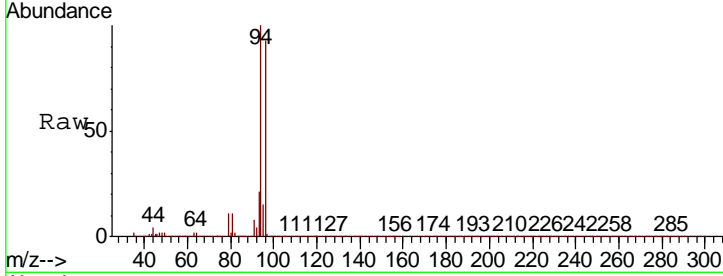




#5
 Bromomethane
 Concen: 37.559 ug/l
 RT: 1.62 min Scan# 121
 Delta R.T. -0.00 min
 Lab File: VX013487.D
 Acq: 20 Nov 2019 19:05


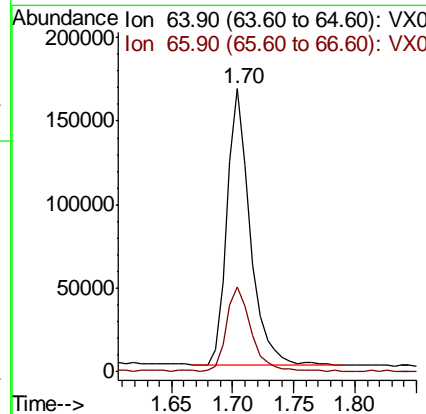

Instrument :
 MSVOA_X
 ClientSampled :
 MW-3MS

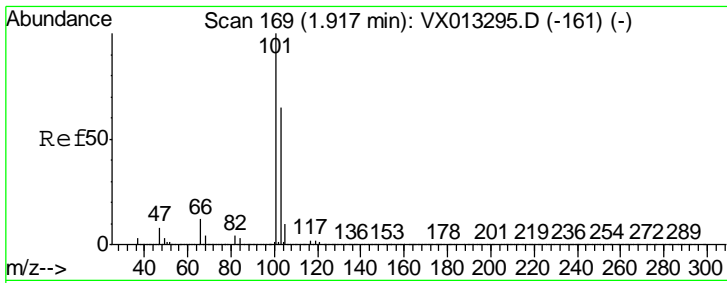
Tgt Ion: 94 Resp: 217229
 Ion Ratio Lower Upper
 94 100
 96 93.2 75.8 113.8



#6
 Chloroethane
 Concen: 45.510 ug/l
 RT: 1.70 min Scan# 134
 Delta R.T. -0.00 min
 Lab File: VX013487.D
 Acq: 20 Nov 2019 19:05

Tgt Ion: 64 Resp: 216419
 Ion Ratio Lower Upper
 64 100
 66 30.4 25.6 38.4

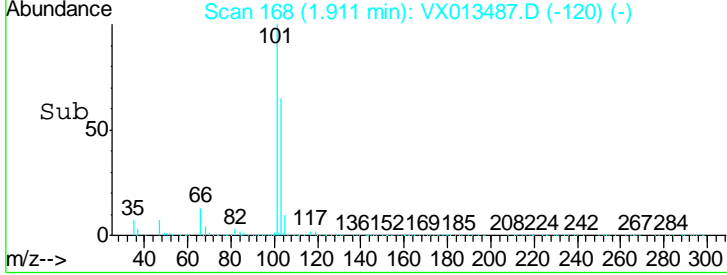
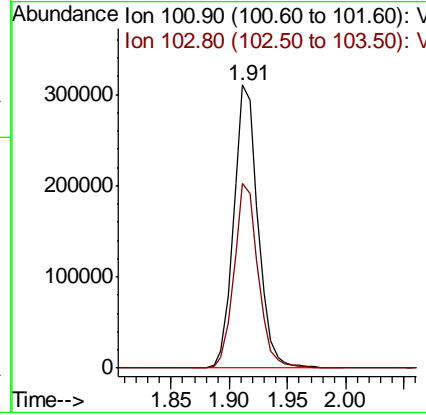
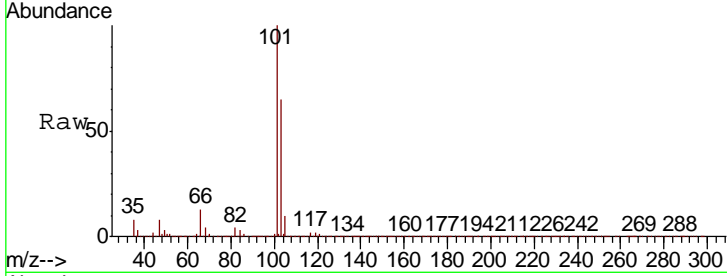




#7
 Trichlorofluoromethane
 Concen: 45.737 ug/l
 RT: 1.91 min Scan# 168
 Delta R.T. -0.01 min
 Lab File: VX013487.D
 Acq: 20 Nov 2019 19:05

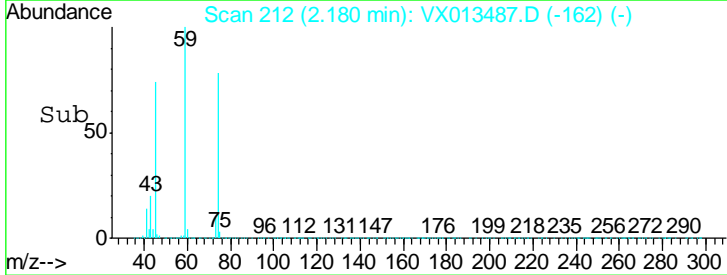
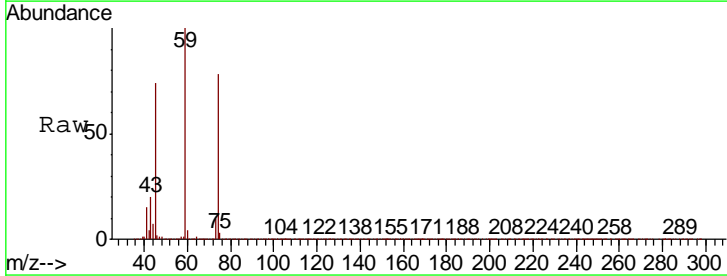
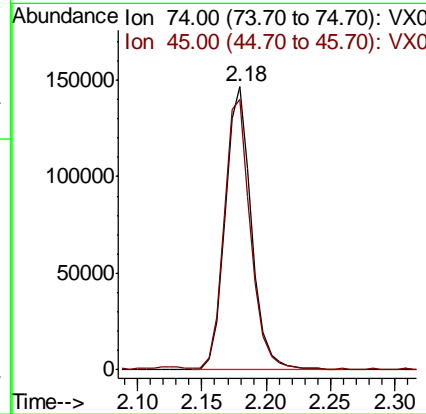
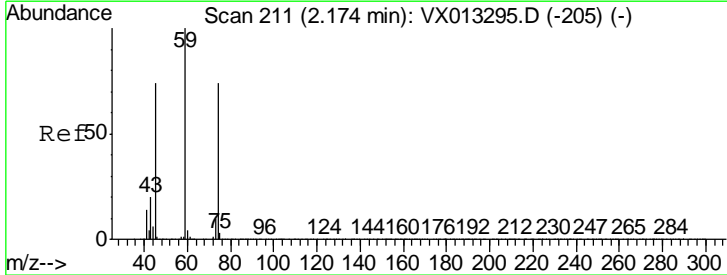
Instrument :
 MSVOA_X
ClientSampled :
 MW-3MS

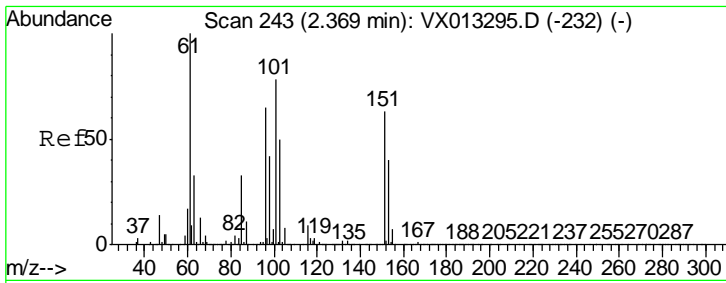
Tgt Ion	Resp	Lower	Upper
101	448471		
103	65.2	52.3	78.5



#8
 Diethyl Ether
 Concen: 48.142 ug/l
 RT: 2.18 min Scan# 212
 Delta R.T. 0.01 min
 Lab File: VX013487.D
 Acq: 20 Nov 2019 19:05

Tgt Ion	Resp	Lower	Upper
74	208746		
45	96.6	48.5	145.6

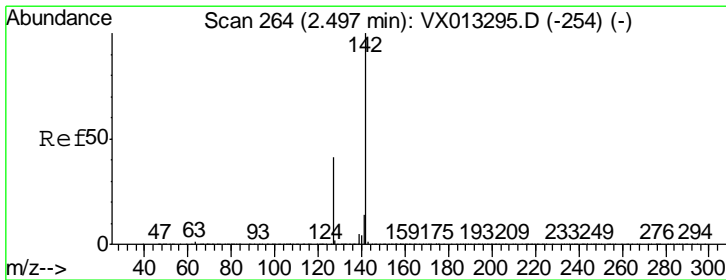
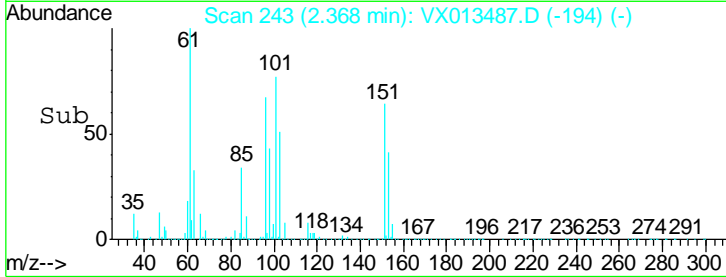
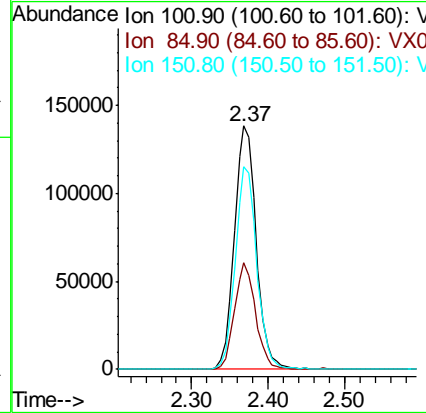
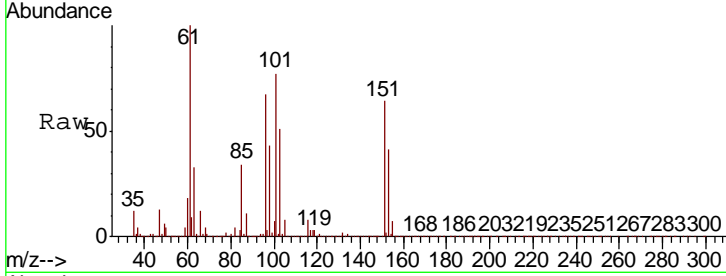




#9
 1,1,2-Trichlorotrifluoroethane
 Concen: 49.851 ug/l
 RT: 2.37 min Scan# 243
 Delta R.T. -0.00 min
 Lab File: VX013487.D
 Acq: 20 Nov 2019 19:05

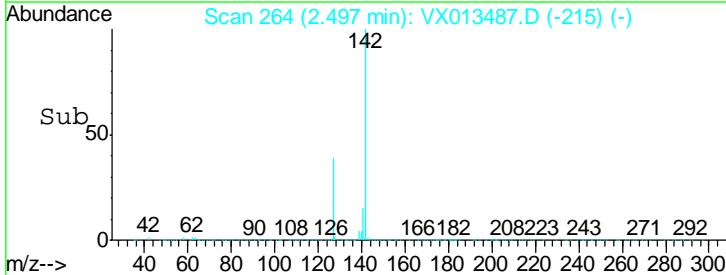
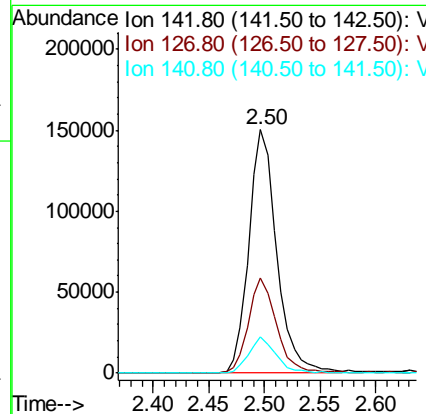
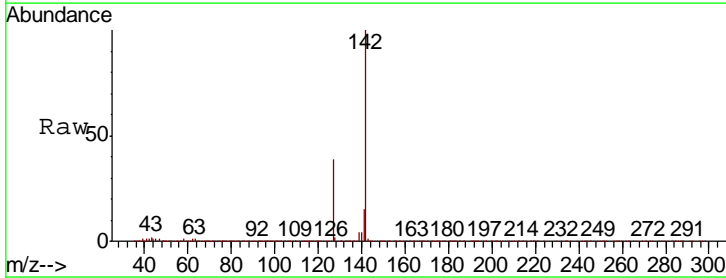
Instrument :
 MSVOA_X
 ClientSampled :
 MW-3MS

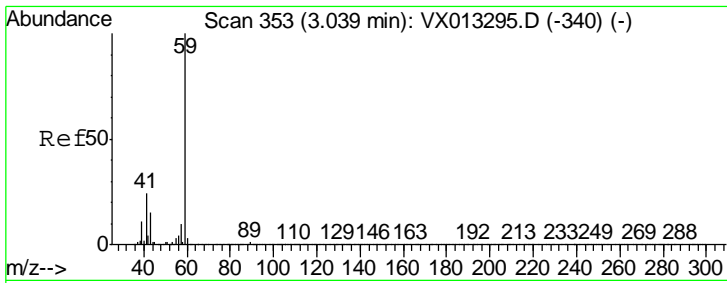
Tgt Ion	Resp	Lower	Upper
101	272440		
101	100		
85	42.0	34.4	51.6
151	82.4	66.4	99.6



#10
 Methyl Iodide
 Concen: 38.772 ug/l
 RT: 2.50 min Scan# 264
 Delta R.T. -0.00 min
 Lab File: VX013487.D
 Acq: 20 Nov 2019 19:05

Tgt Ion	Resp	Lower	Upper
142	262343		
142	100		
127	39.4	32.6	49.0
141	14.5	11.6	17.4

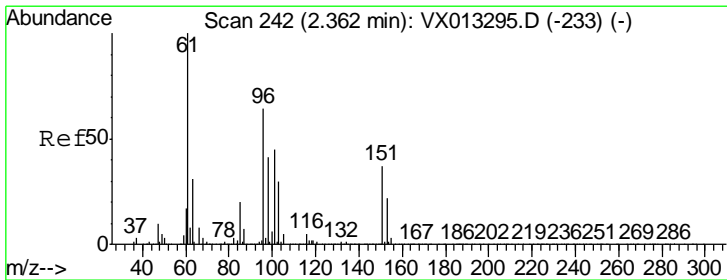
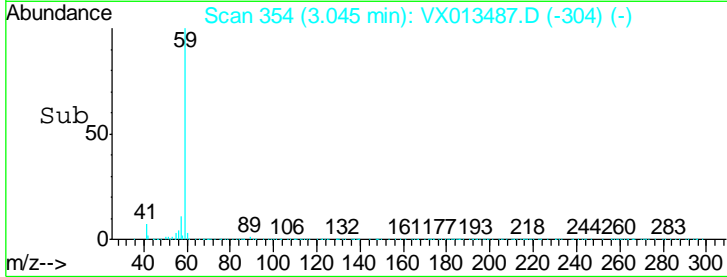
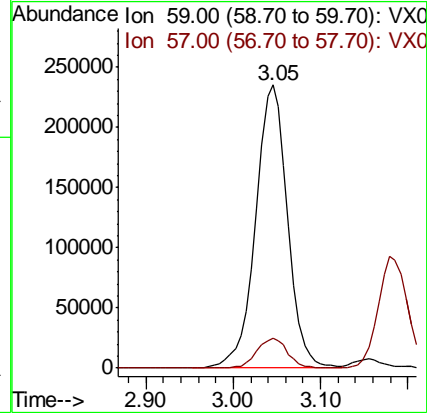





#11
 Tert butyl alcohol
 Concen: 327.811 ug/l
 RT: 3.05 min Scan# 354
 Delta R.T. 0.01 min
 Lab File: VX013487.D
 Acq: 20 Nov 2019 19:05

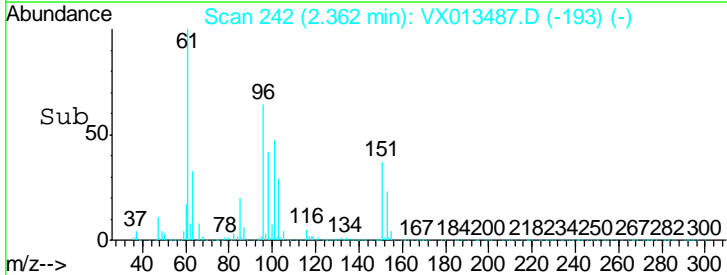
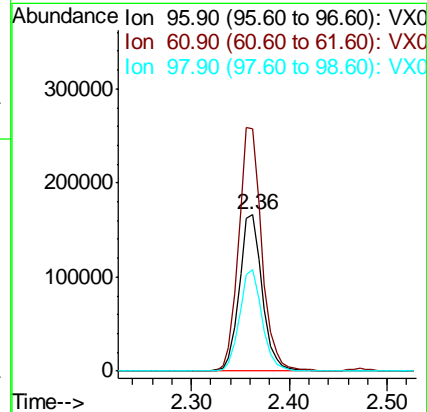
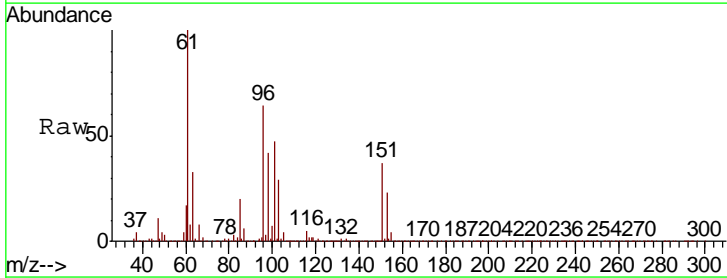
Instrument :
 MSVOA_X
 ClientSampled :
 MW-3MS

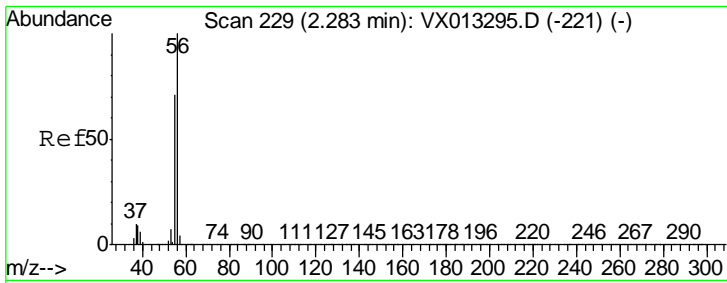
Tgt Ion	Resp	Lower	Upper
59	100		
57	10.3	8.0	12.0



#12
 1,1-Dichloroethene
 Concen: 50.240 ug/l
 RT: 2.36 min Scan# 242
 Delta R.T. -0.00 min
 Lab File: VX013487.D
 Acq: 20 Nov 2019 19:05

Tgt Ion	Resp	Lower	Upper
96	100		
61	155.3	125.0	187.6
98	64.7	50.7	76.1

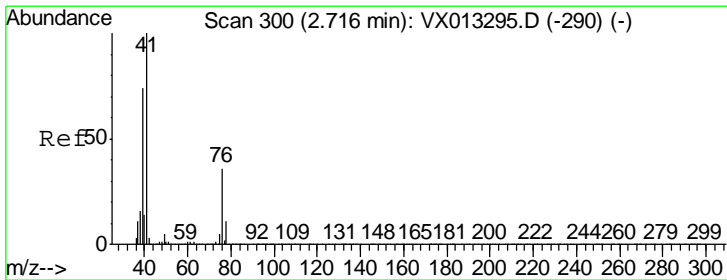
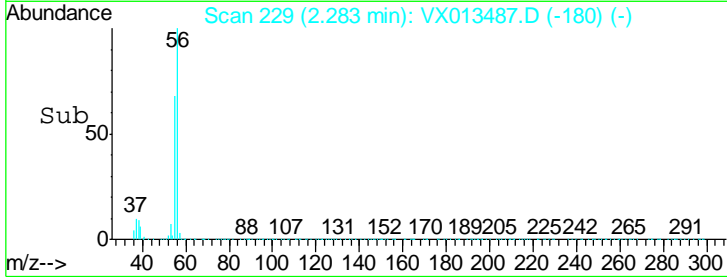
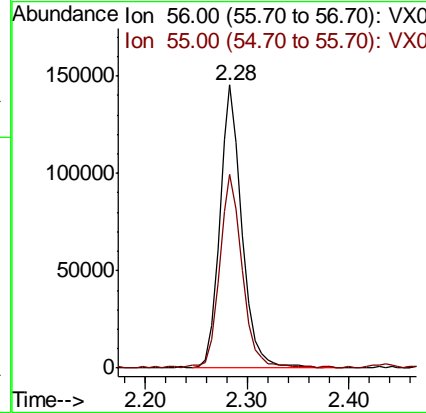





#13
 Acrolein
 Concen: 224.942 ug/l
 RT: 2.28 min Scan# 229
 Delta R.T. -0.00 min
 Lab File: VX013487.D
 Acq: 20 Nov 2019 19:05

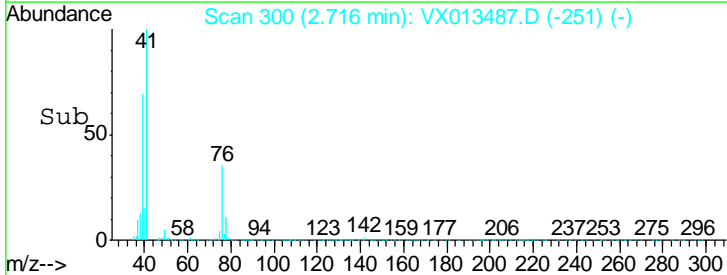
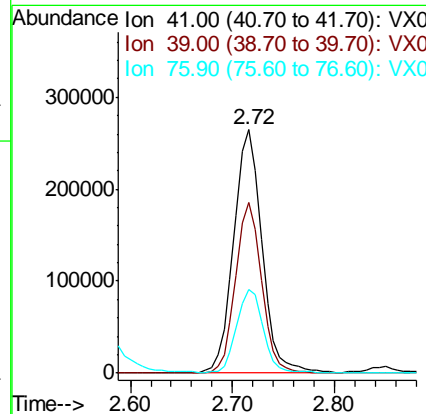
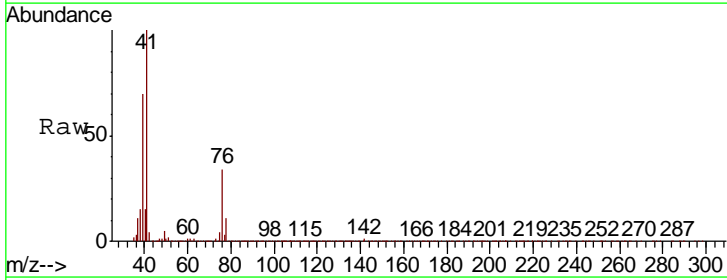
Instrument : MSVOA_X
 ClientSampled : MW-3MS

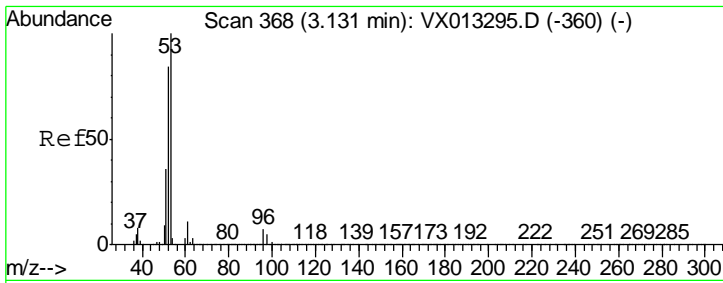
Tgt Ion: 56 Resp: 222101
 Ion Ratio Lower Upper
 56 100
 55 69.0 57.4 86.0



#14
 Allyl chloride
 Concen: 52.148 ug/l
 RT: 2.72 min Scan# 300
 Delta R.T. -0.00 min
 Lab File: VX013487.D
 Acq: 20 Nov 2019 19:05

Tgt Ion: 41 Resp: 507086
 Ion Ratio Lower Upper
 41 100
 39 64.2 55.8 83.8
 76 32.1 26.4 39.6

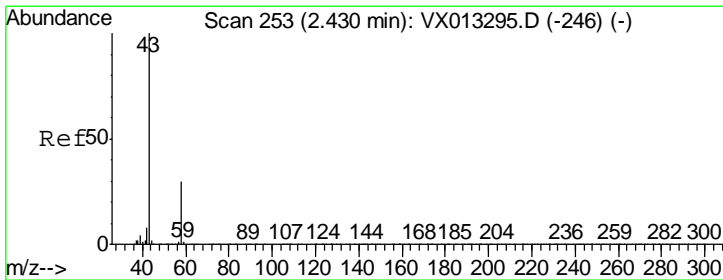
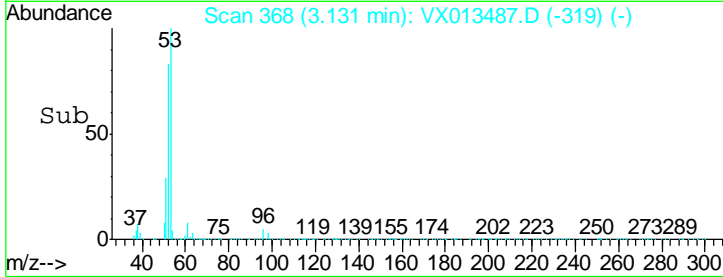
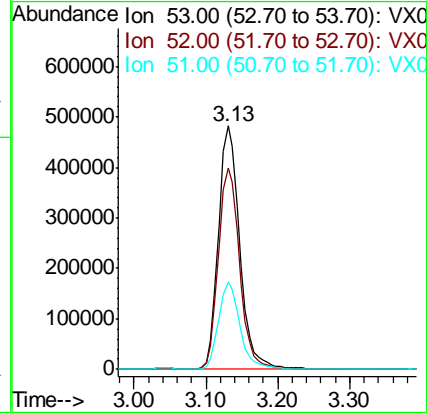





#15
 Acrylonitrile
 Concen: 289.913 ug/l
 RT: 3.13 min Scan# 368
 Delta R.T. -0.00 min
 Lab File: VX013487.D
 Acq: 20 Nov 2019 19:05

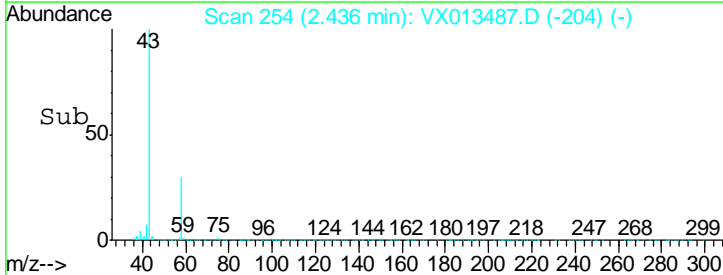
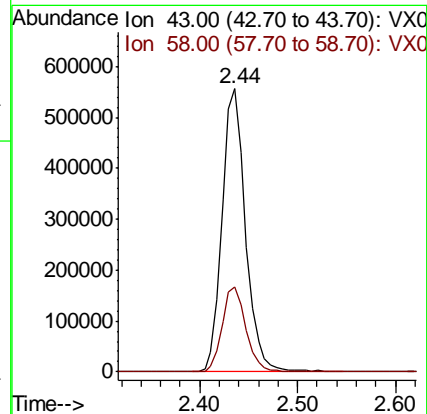

Instrument :
 MSVOA_X
 ClientSampled :
 MW-3MS

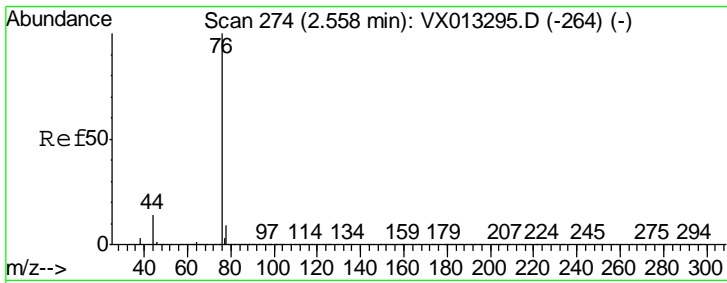
Tgt Ion	Resp	Lower	Upper
53	100		
52	82.9	67.4	101.0
51	35.9	29.4	44.2



#16
 Acetone
 Concen: 267.077 ug/l
 RT: 2.44 min Scan# 254
 Delta R.T. 0.01 min
 Lab File: VX013487.D
 Acq: 20 Nov 2019 19:05

Tgt Ion	Resp	Lower	Upper
43	100		
58	30.0	24.3	36.5

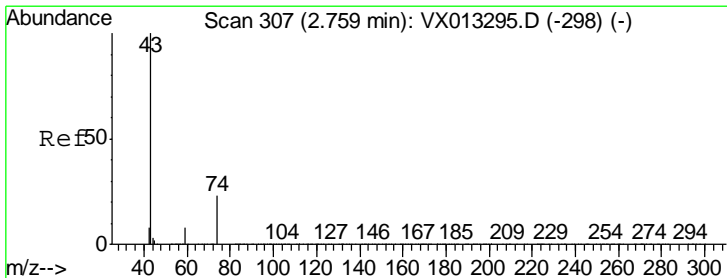

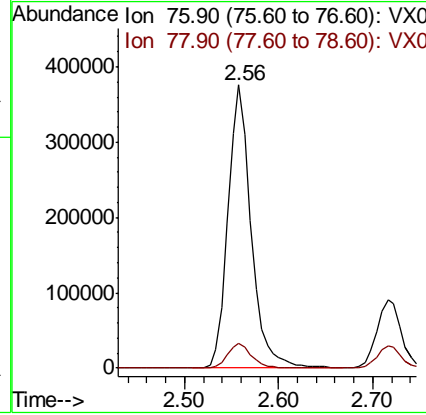
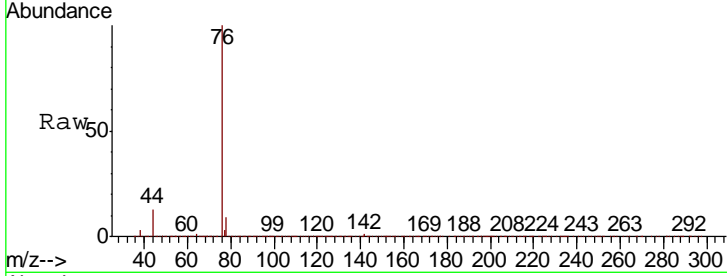




#17
 Carbon Disulfide
 Concen: 44.703 ug/l
 RT: 2.56 min Scan# 274
 Delta R.T. -0.00 min
 Lab File: VX013487.D
 Acq: 20 Nov 2019 19:05

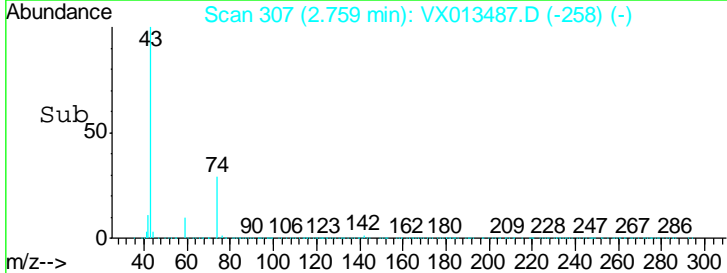
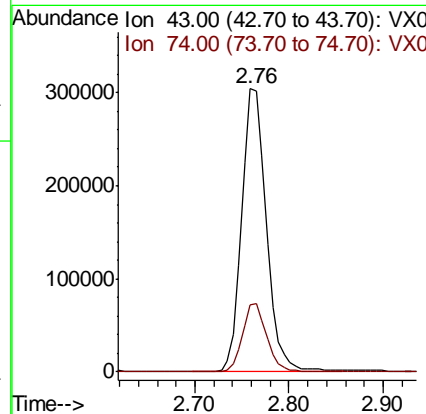
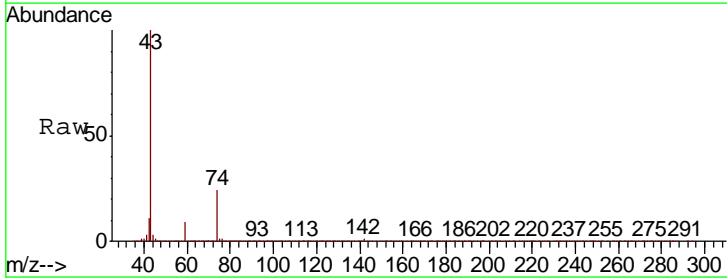
Instrument : MSVOA_X
 ClientSampled : MW-3MS


Tgt Ion	Resp	Lower	Upper
76	640341		
78	8.6	7.0	10.6



#18
 Methyl Acetate
 Concen: 58.415 ug/l
 RT: 2.76 min Scan# 307
 Delta R.T. -0.00 min
 Lab File: VX013487.D
 Acq: 20 Nov 2019 19:05

Tgt Ion	Resp	Lower	Upper
43	556008		
74	23.7	19.0	28.6

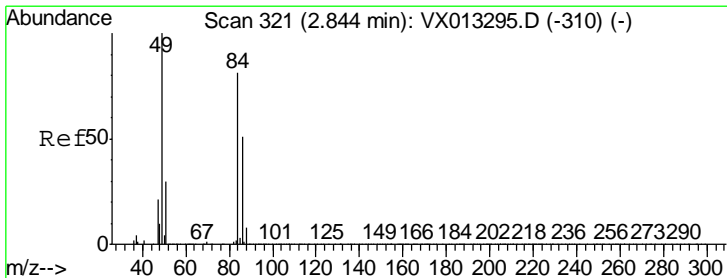
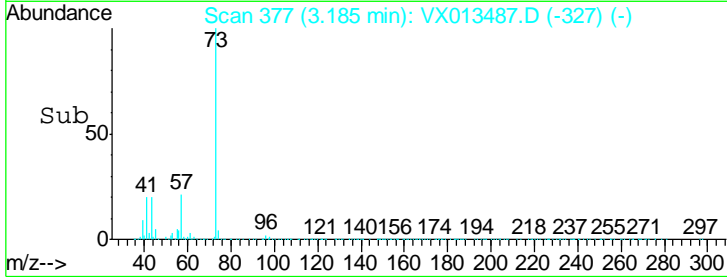
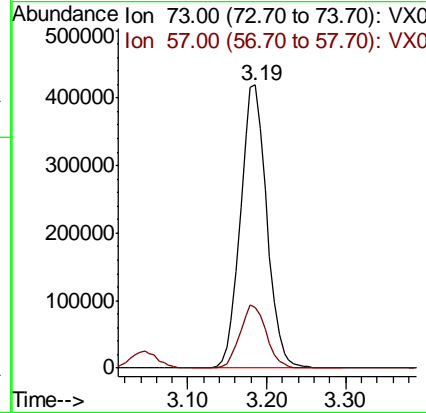
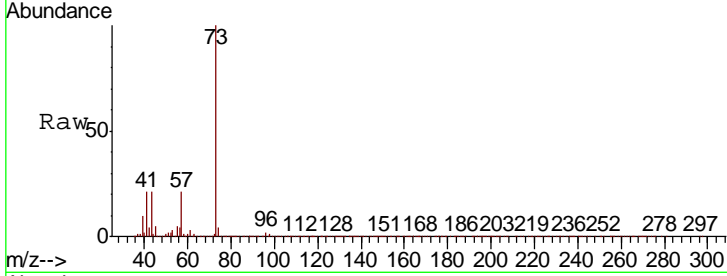




#19
Methyl tert-butyl Ether
Concen: 54.401 ug/l
RT: 3.19 min Scan# 377
Delta R.T. 0.01 min
Lab File: VX013487.D
Acq: 20 Nov 2019 19:05

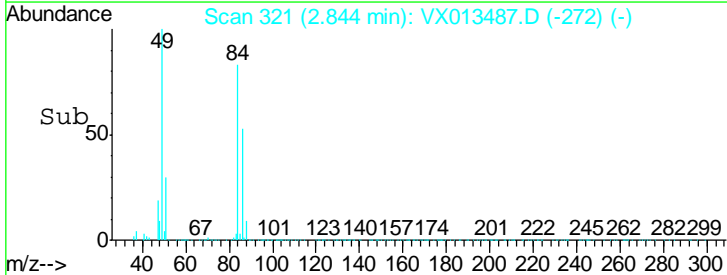
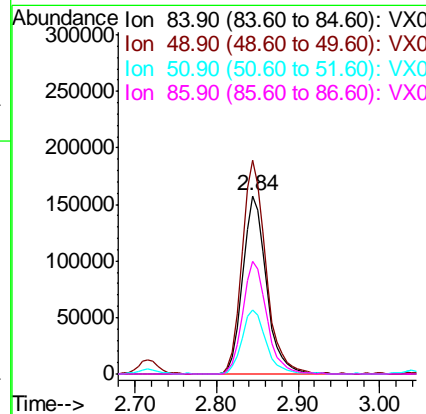
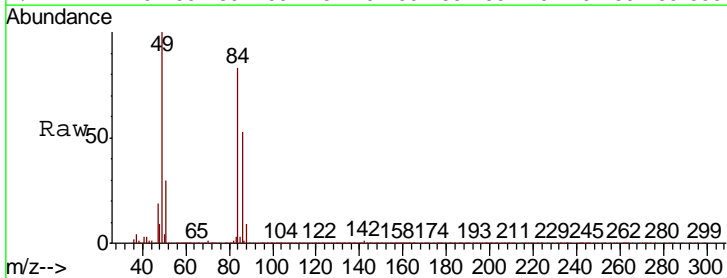
Instrument :
MSVOA_X
ClientSampled :
MW-3MS

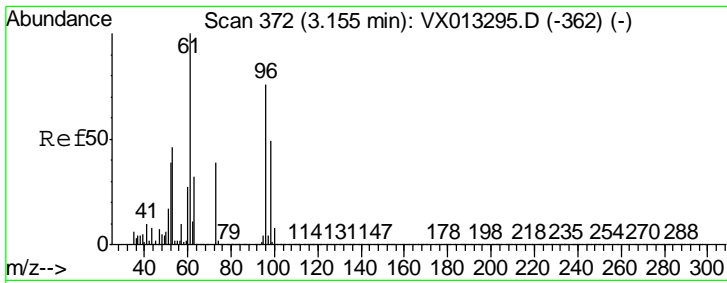
Tgt Ion	Resp	Lower	Upper
73	971052		
57	21.3	17.1	25.7



#20
Methylene Chloride
Concen: 49.386 ug/l
RT: 2.84 min Scan# 321
Delta R.T. -0.00 min
Lab File: VX013487.D
Acq: 20 Nov 2019 19:05

Tgt Ion	Resp	Lower	Upper
84	314585		
49	119.8	98.2	147.4
51	35.7	29.9	44.9
86	63.3	49.9	74.9

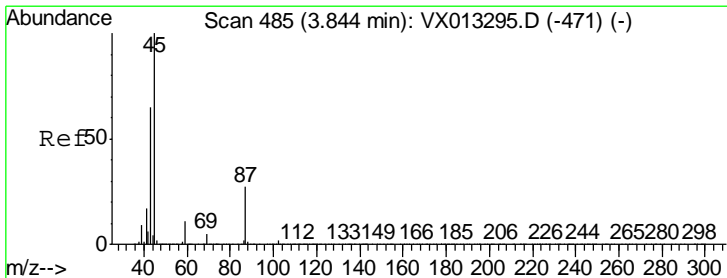
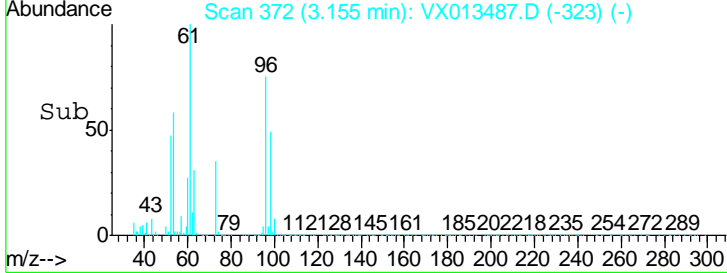
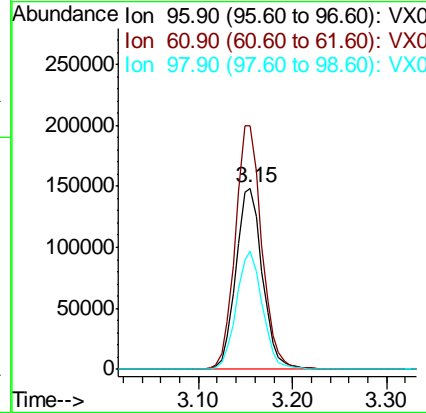
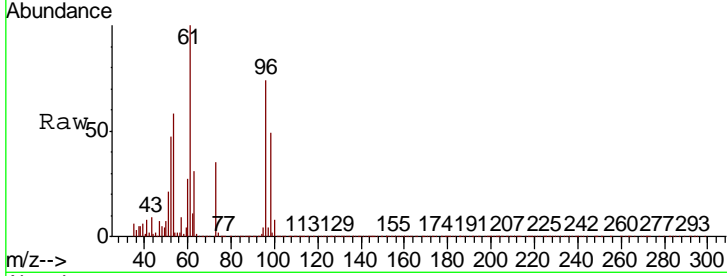




#21
 trans-1,2-Dichloroethene
 Concen: 49.822 ug/l
 RT: 3.15 min Scan# 372
 Delta R.T. -0.00 min
 Lab File: VX013487.D
 Acq: 20 Nov 2019 19:05

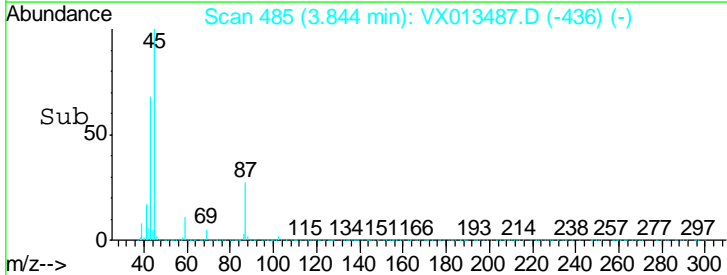
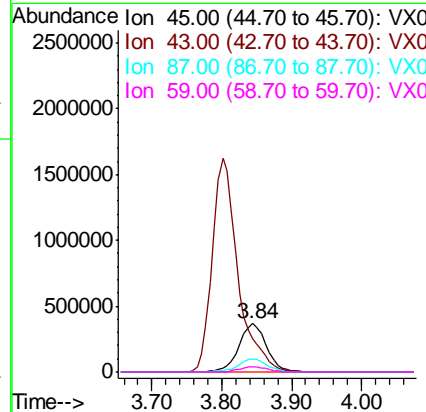
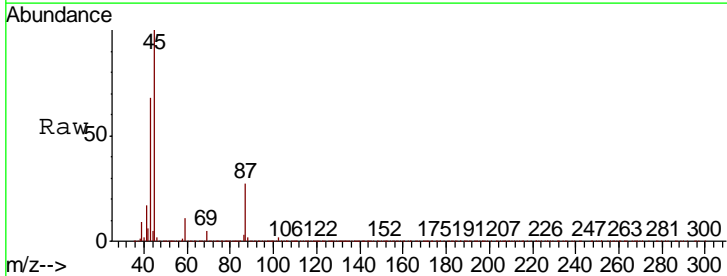
Instrument :
 MSVOA_X
 ClientSampleID :
 MW-3MS

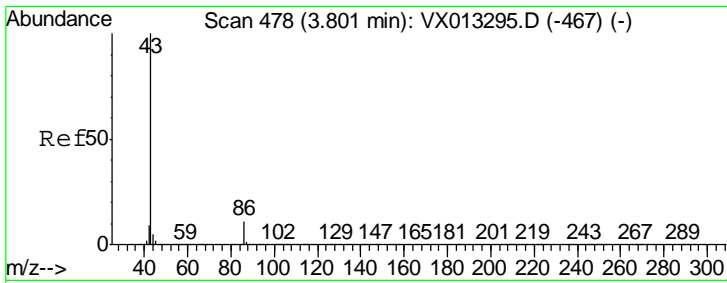
Tgt Ion	Resp	Lower	Upper
96	290321		
61	134.2	105.8	158.6
98	65.3	51.8	77.6



#22
 Diisopropyl ether
 Concen: 53.781 ug/l
 RT: 3.84 min Scan# 485
 Delta R.T. -0.00 min
 Lab File: VX013487.D
 Acq: 20 Nov 2019 19:05

Tgt Ion	Resp	Lower	Upper
45	1009650		
43	67.4	54.2	81.2
87	26.7	21.8	32.8
59	11.1	8.5	12.7

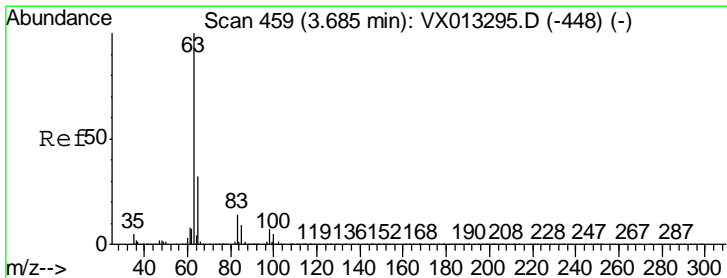
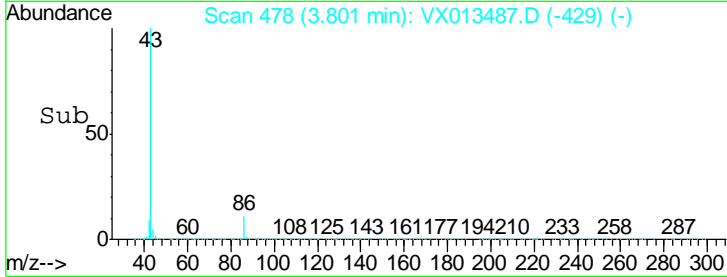
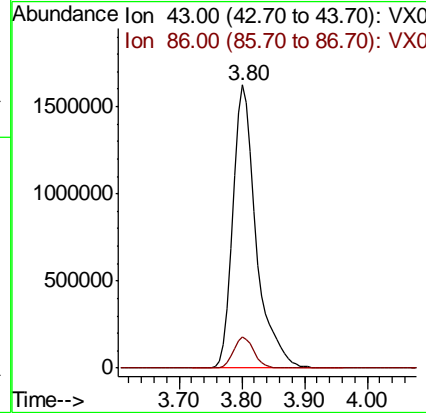
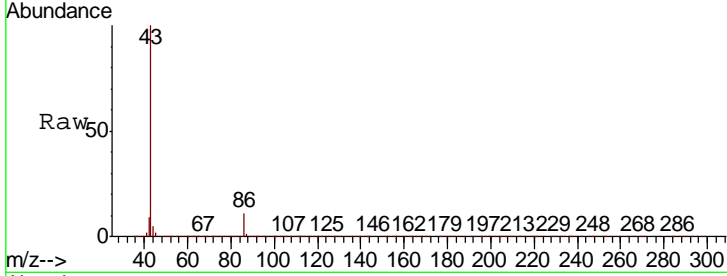




#23
 Vinyl Acetate
 Concen: 258.981 ug/l
 RT: 3.80 min Scan# 478
 Delta R.T. -0.00 min
 Lab File: VX013487.D
 Acq: 20 Nov 2019 19:05

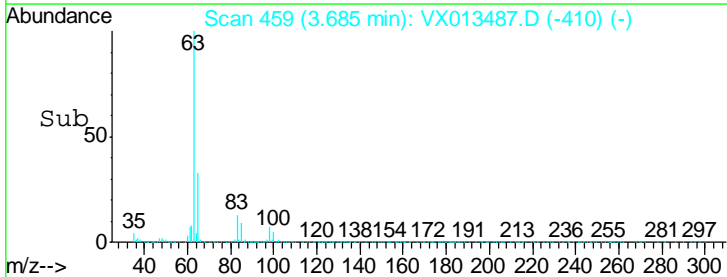
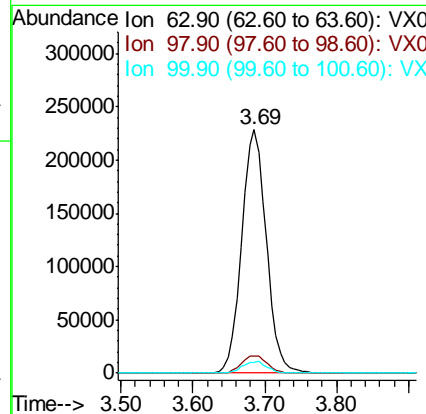
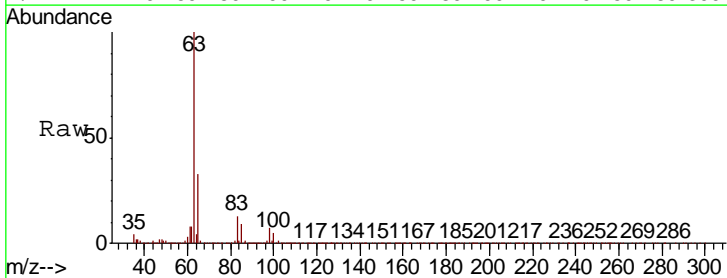
Instrument :
 MSVOA_X
 ClientSampled :
 MW-3MS

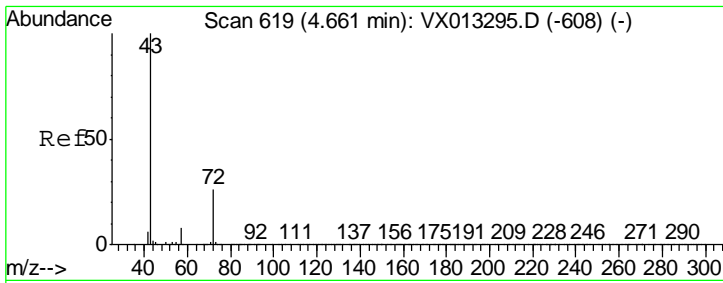
Tgt Ion	Resp	Lower	Upper
43	100		
86	11.1	8.6	13.0



#24
 1,1-Dichloroethane
 Concen: 51.604 ug/l
 RT: 3.69 min Scan# 459
 Delta R.T. -0.00 min
 Lab File: VX013487.D
 Acq: 20 Nov 2019 19:05

Tgt Ion	Resp	Lower	Upper
63	100		
98	7.1	3.5	10.4
100	4.5	2.4	7.2

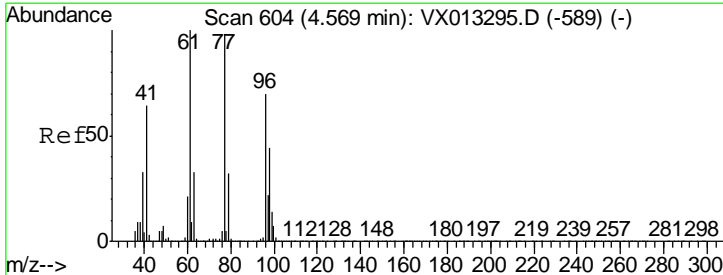

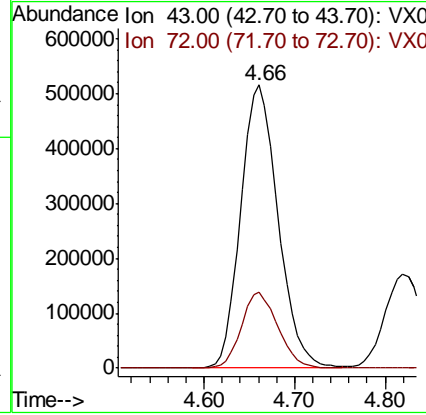





#25
 2-Butanone
 Concen: 289.380 ug/l
 RT: 4.66 min Scan# 619
 Delta R.T. -0.00 min
 Lab File: VX013487.D
 Acq: 20 Nov 2019 19:05

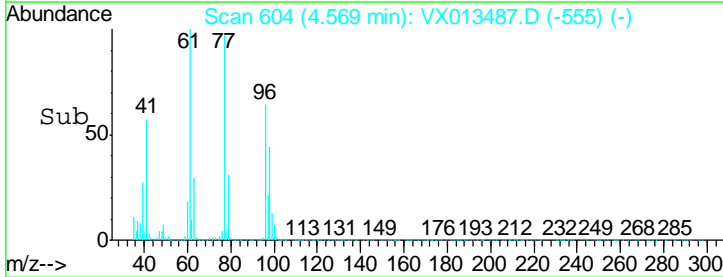
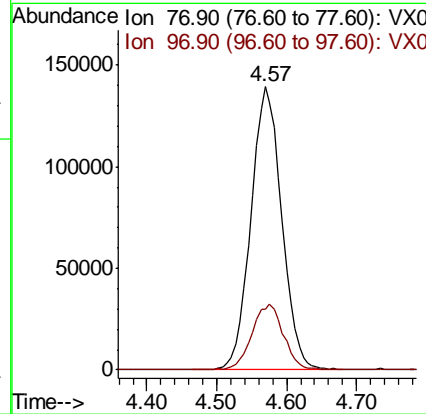
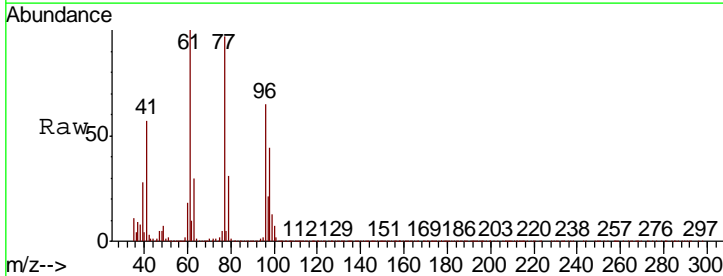
Instrument :
 MSVOA_X
 ClientSampled :
 MW-3MS

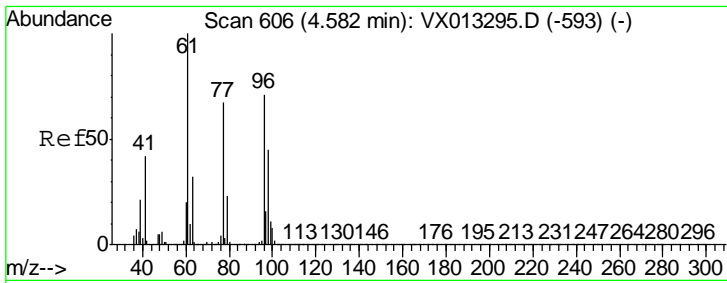
Tgt Ion	Resp	Lower	Upper
43	1463610		
72	26.6	21.0	31.6



#26
 2,2-Dichloropropane
 Concen: 50.773 ug/l
 RT: 4.57 min Scan# 604
 Delta R.T. -0.00 min
 Lab File: VX013487.D
 Acq: 20 Nov 2019 19:05

Tgt Ion	Resp	Lower	Upper
77	424189		
97	23.9	11.3	33.8

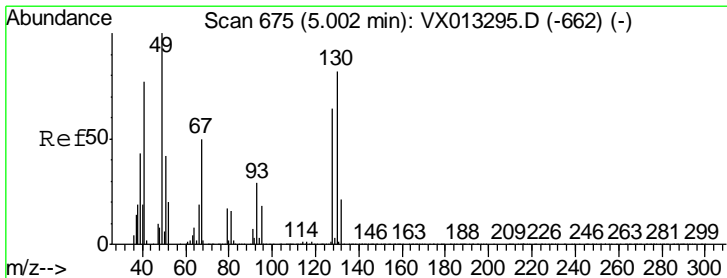
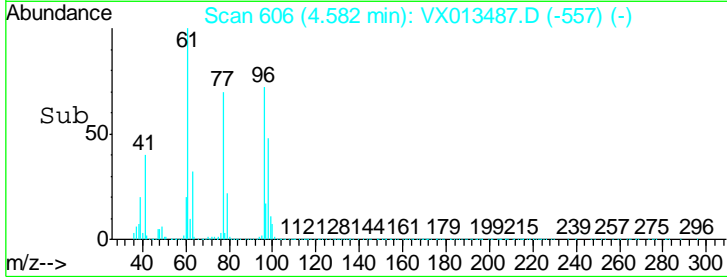
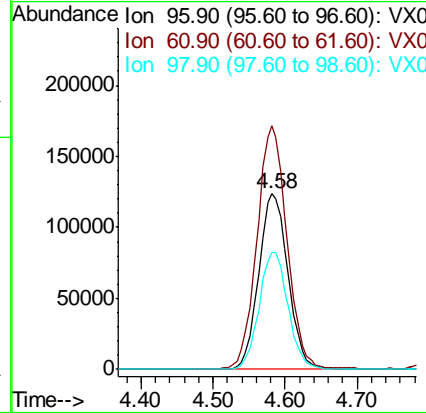
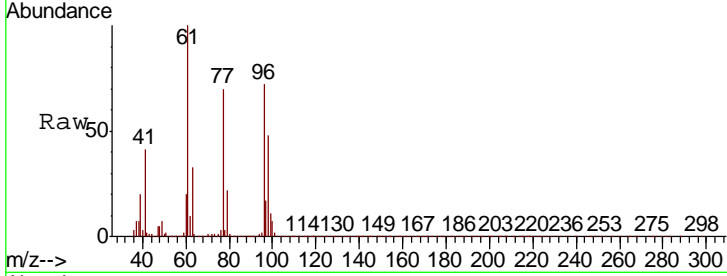




#27
 cis-1,2-Dichloroethene
 Concen: 53.518 ug/l
 RT: 4.58 min Scan# 606
 Delta R.T. -0.00 min
 Lab File: VX013487.D
 Acq: 20 Nov 2019 19:05

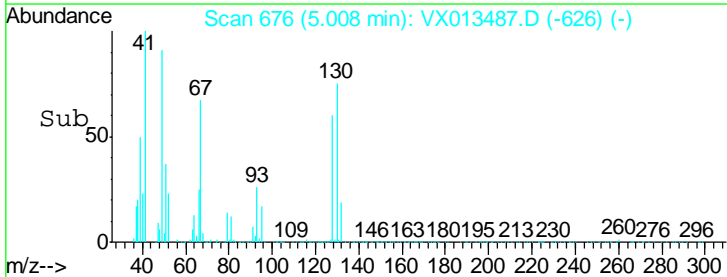
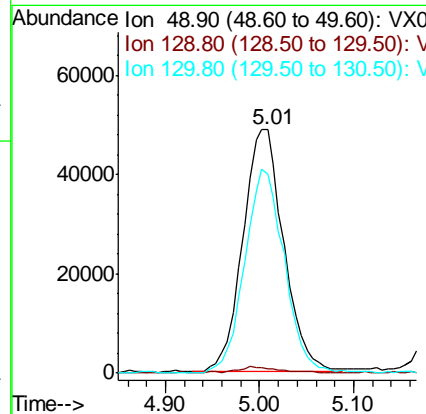
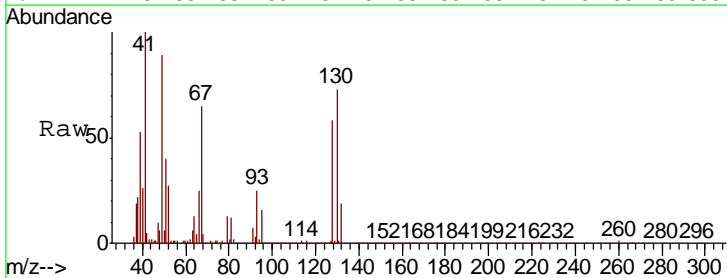
Instrument :
 MSVOA_X
 ClientSampled :
 MW-3MS

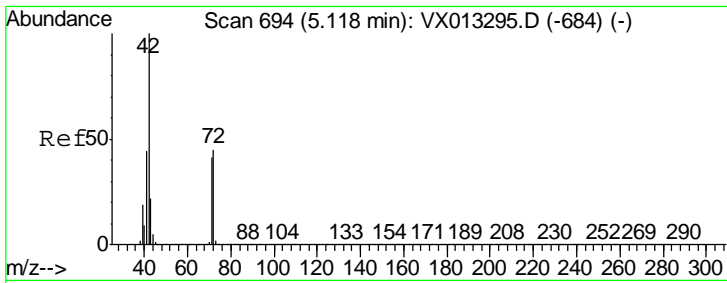
Tgt Ion	Resp	Lower	Upper
96	349347		
96	100		
61	141.2	0.0	288.0
98	65.7	0.0	129.6



#28
 Bromochloromethane
 Concen: 49.714 ug/l
 RT: 5.01 min Scan# 676
 Delta R.T. 0.01 min
 Lab File: VX013487.D
 Acq: 20 Nov 2019 19:05

Tgt Ion	Resp	Lower	Upper
49	148239		
49	100		
129	2.7	0.0	5.2
130	81.3	63.8	95.6

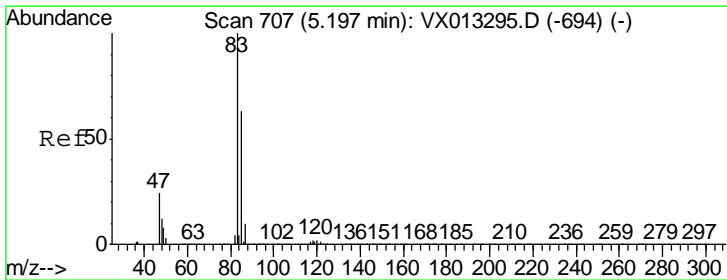
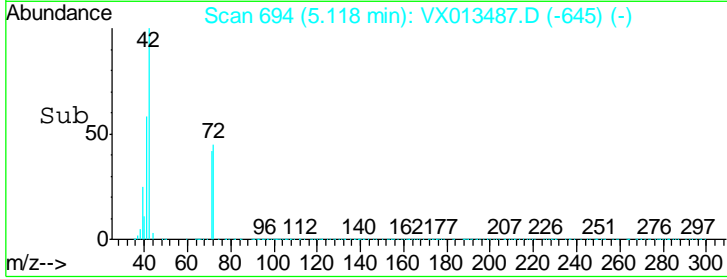
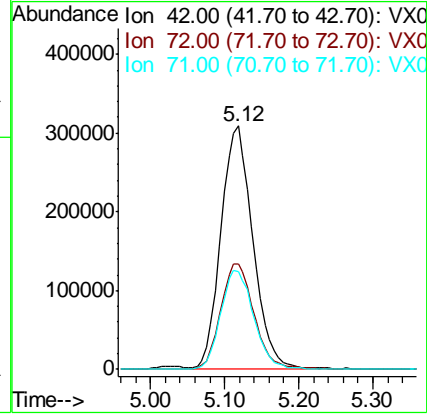
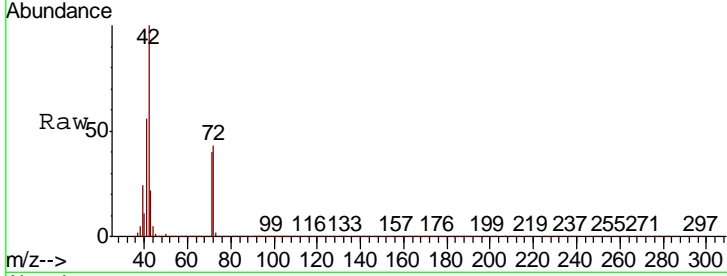




#29
 Tetrahydrofuran
 Concen: 293.756 ug/l
 RT: 5.12 min Scan# 694
 Delta R.T. -0.00 min
 Lab File: VX013487.D
 Acq: 20 Nov 2019 19:05

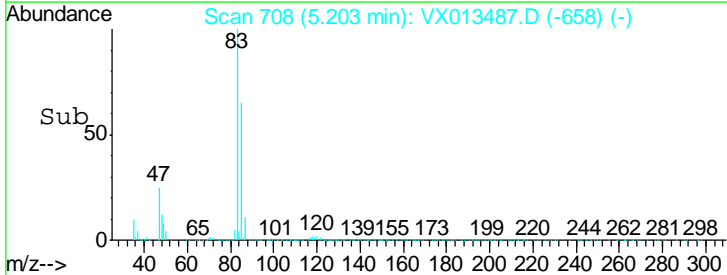
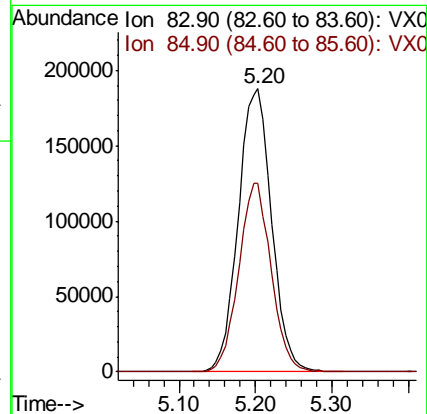
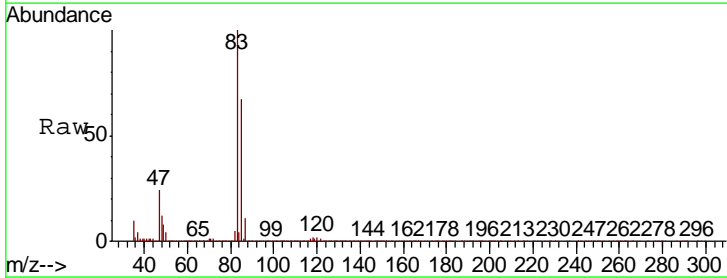
Instrument :
 MSVOA_X
 ClientSampled :
 MW-3MS

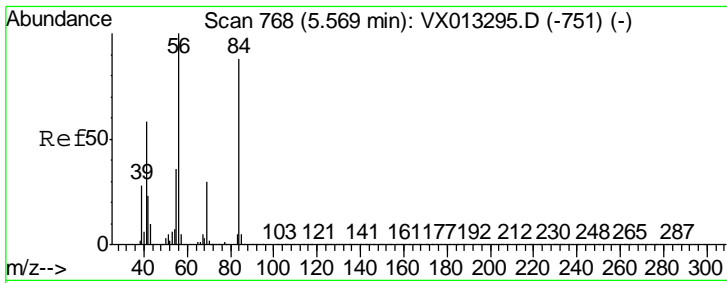
Tgt Ion	Resp	Lower	Upper
42	100		
72	45.5	35.8	53.8
71	42.5	33.4	50.0



#30
 Chloroform
 Concen: 54.505 ug/l
 RT: 5.20 min Scan# 708
 Delta R.T. 0.01 min
 Lab File: VX013487.D
 Acq: 20 Nov 2019 19:05

Tgt Ion	Resp	Lower	Upper
83	100		
85	66.5	50.2	75.4

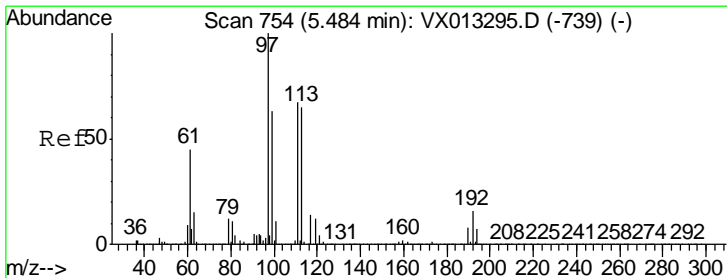
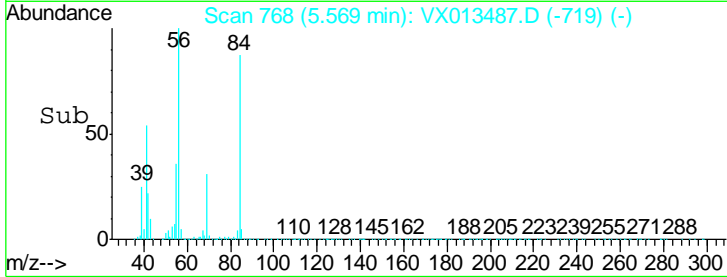
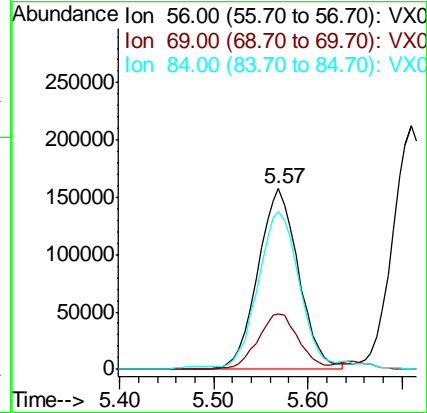
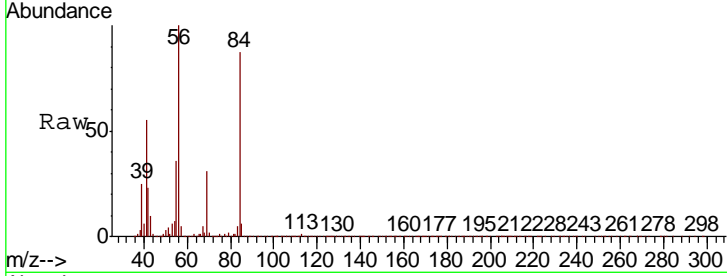




#31
 Cyclohexane
 Concen: 50.144 ug/l
 RT: 5.57 min Scan# 768
 Delta R.T. -0.00 min
 Lab File: VX013487.D
 Acq: 20 Nov 2019 19:05

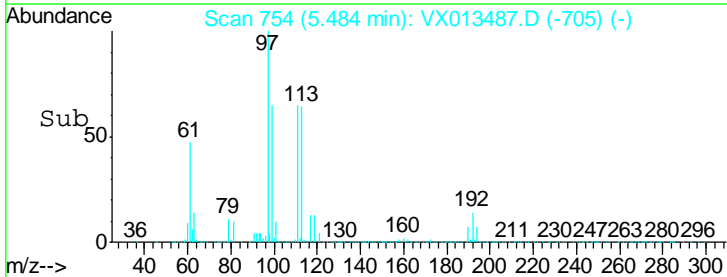
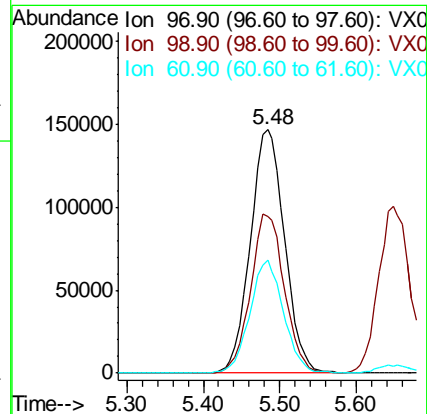
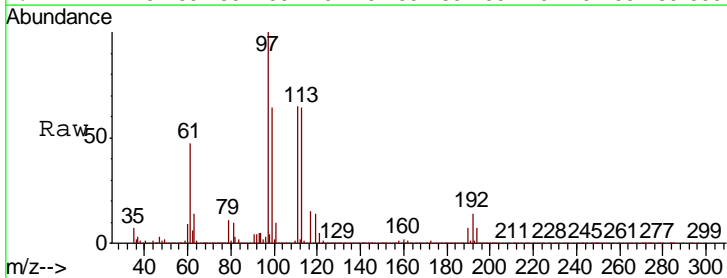
Instrument :
 MSVOA_X
 ClientSampled :
 MW-3MS

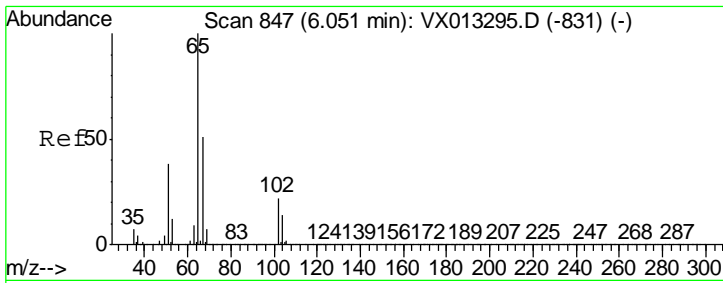
Tgt Ion	Resp	Lower	Upper
56	100		
69	30.7	23.7	35.5
84	86.0	70.6	105.8



#32
 1,1,1-Trichloroethane
 Concen: 51.143 ug/l
 RT: 5.48 min Scan# 754
 Delta R.T. -0.00 min
 Lab File: VX013487.D
 Acq: 20 Nov 2019 19:05

Tgt Ion	Resp	Lower	Upper
97	100		
99	64.0	51.1	76.7
61	45.3	36.5	54.7

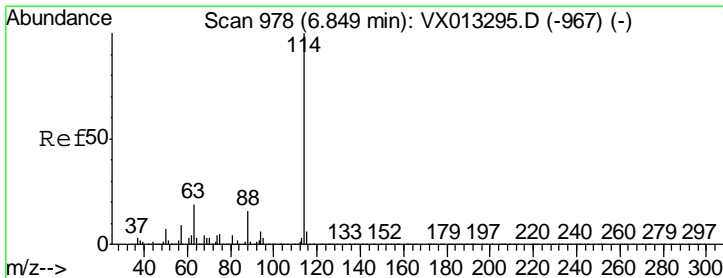
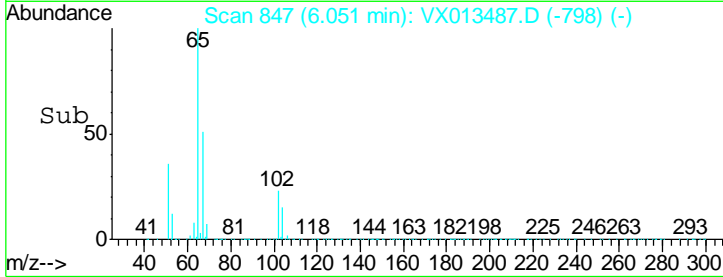
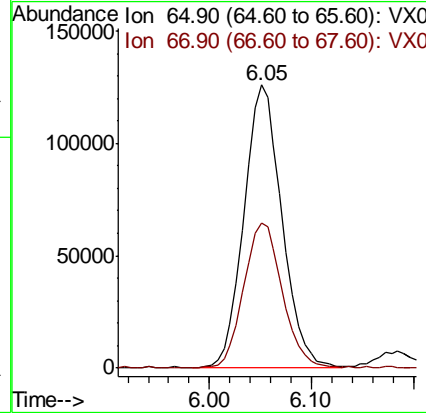
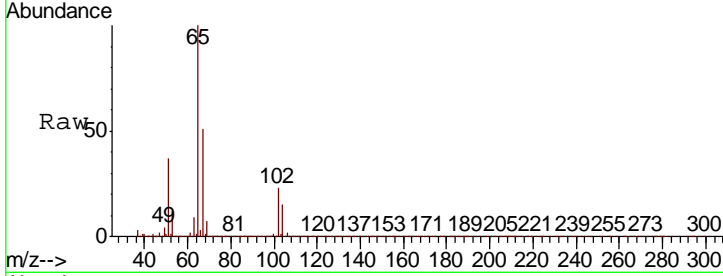




#33
 1,2-Dichloroethane-d4
 Concen: 46.919 ug/l
 RT: 6.05 min Scan# 847
 Delta R.T. -0.00 min
 Lab File: VX013487.D
 Acq: 20 Nov 2019 19:05

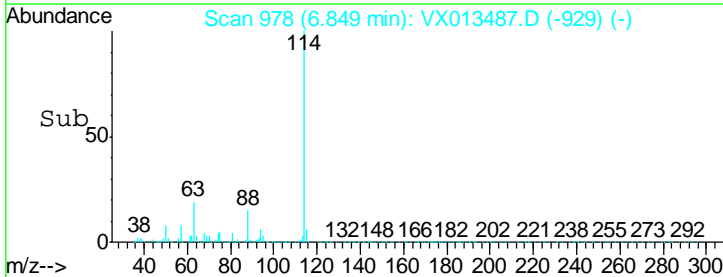
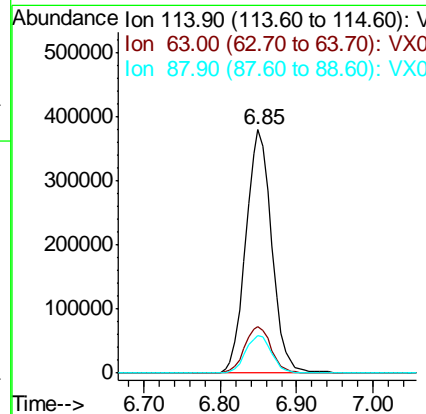
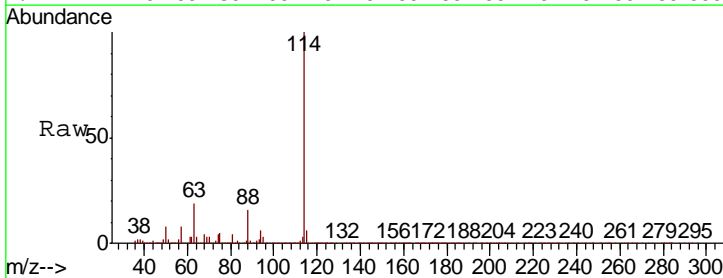
Instrument :
 MSVOA_X
 ClientSampled :
 MW-3MS

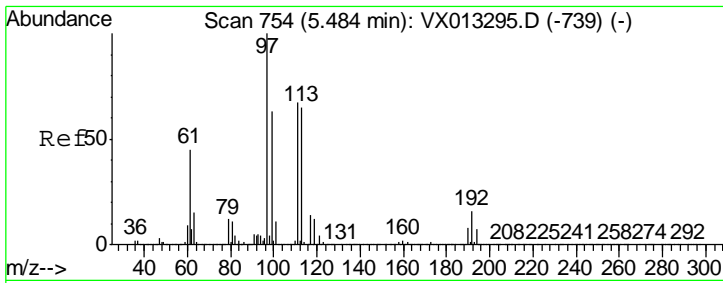
Tgt Ion	Resp	Lower	Upper
65	324308		
67	52.4	0.0	104.2



#34
 1,4-Difluorobenzene
 Concen: 50.000 ug/l
 RT: 6.85 min Scan# 978
 Delta R.T. -0.00 min
 Lab File: VX013487.D
 Acq: 20 Nov 2019 19:05

Tgt Ion	Resp	Lower	Upper
114	890210		
63	19.2	0.0	38.4
88	15.5	0.0	32.2

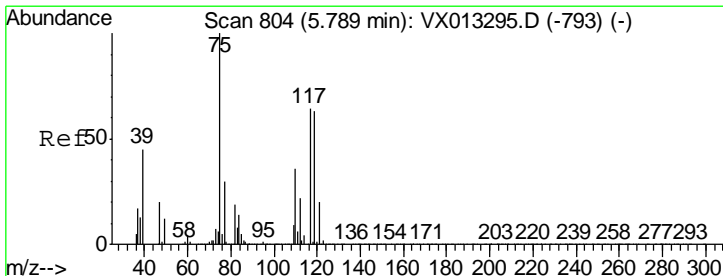
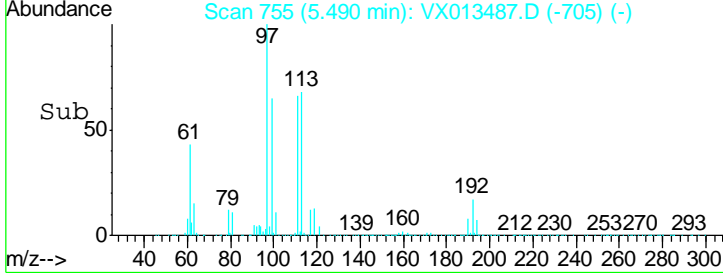
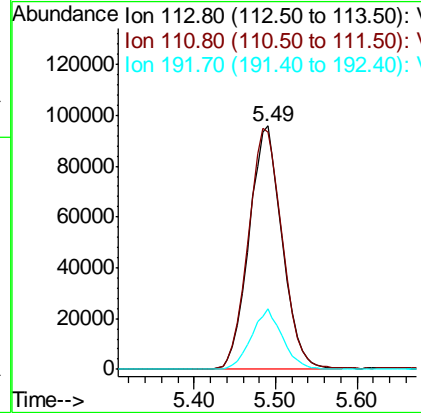
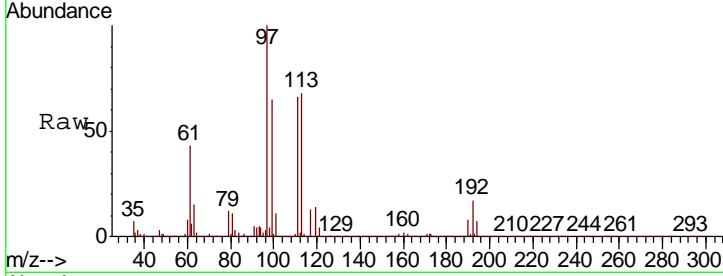




#35
 Dibromofluoromethane
 Concen: 48.244 ug/l
 RT: 5.49 min Scan# 755
 Delta R.T. 0.01 min
 Lab File: VX013487.D
 Acq: 20 Nov 2019 19:05

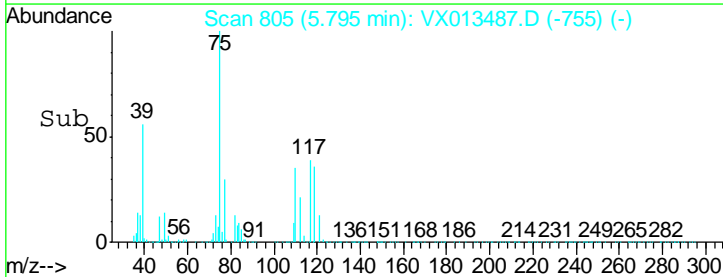
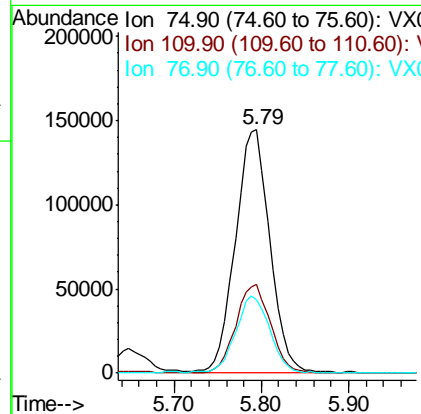
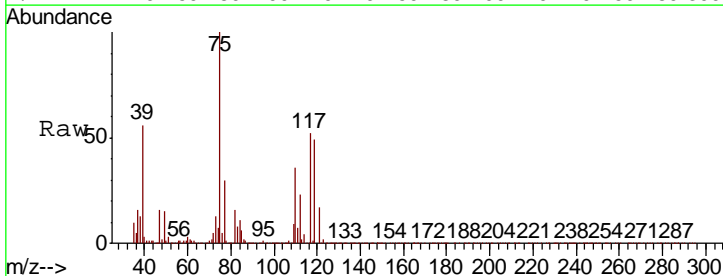
Instrument :
 MSVOA_X
 ClientSampled :
 MW-3MS

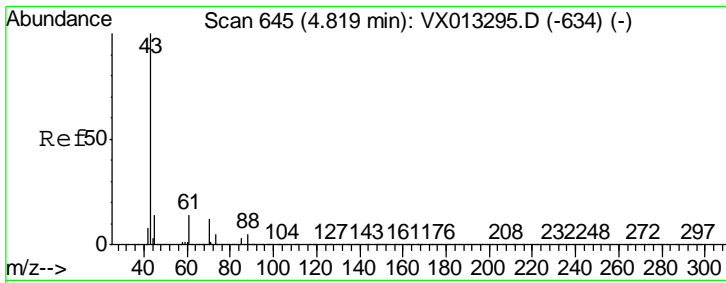
Tgt Ion	Resp	Lower	Upper
113	269370		
111	102.3	81.9	122.9
192	23.3	19.1	28.7



#36
 1,1-Dichloropropene
 Concen: 51.320 ug/l
 RT: 5.79 min Scan# 805
 Delta R.T. 0.01 min
 Lab File: VX013487.D
 Acq: 20 Nov 2019 19:05

Tgt Ion	Resp	Lower	Upper
75	391927		
110	36.7	18.1	54.1
77	30.9	25.0	37.4



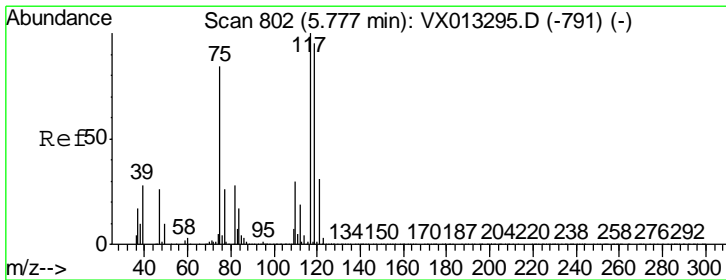
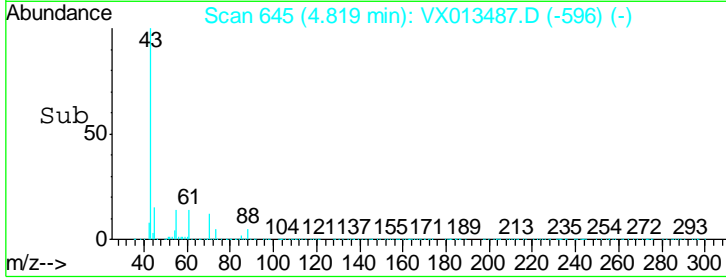
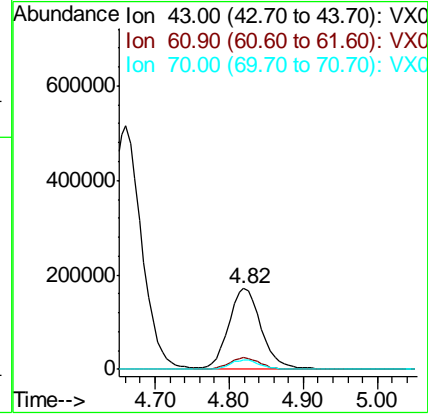
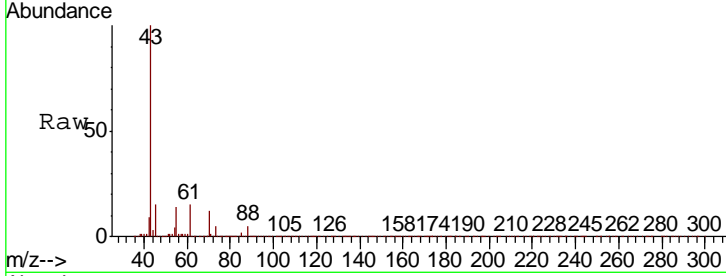


#37
Ethyl Acetate
Concen: 54.499 ug/l
RT: 4.82 min Scan# 645
Delta R.T. -0.00 min
Lab File: VX013487.D
Acq: 20 Nov 2019 19:05

Instrument :
MSVOA_X
ClientSampled :
MW-3MS

Tgt Ion: 43 Resp: 514290

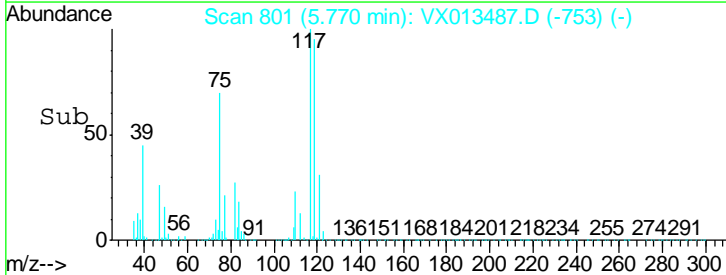
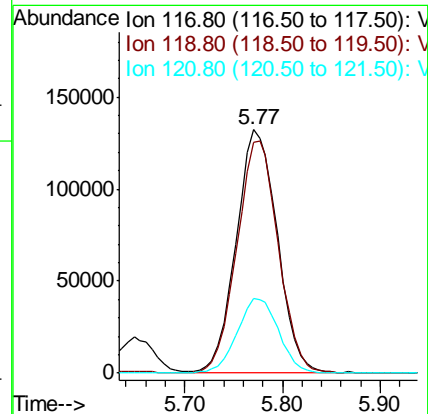
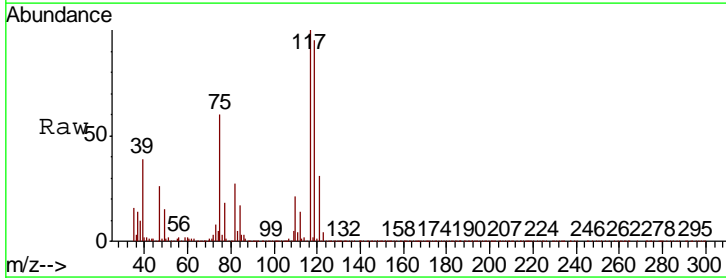
Ion	Ratio	Lower	Upper
43	100		
61	13.7	10.7	16.1
70	11.0	8.7	13.1

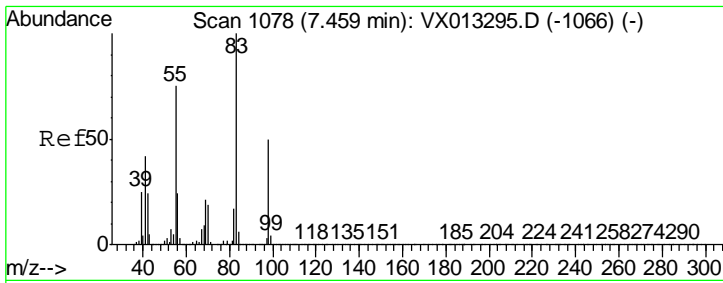


#38
Carbon Tetrachloride
Concen: 51.295 ug/l
RT: 5.77 min Scan# 801
Delta R.T. -0.01 min
Lab File: VX013487.D
Acq: 20 Nov 2019 19:05

Tgt Ion: 117 Resp: 383069

Ion	Ratio	Lower	Upper
117	100		
119	95.1	76.1	114.1
121	30.9	24.6	37.0

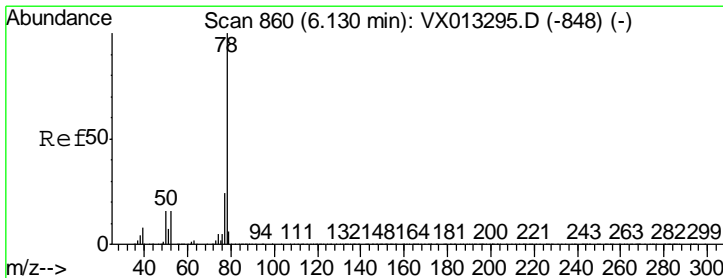
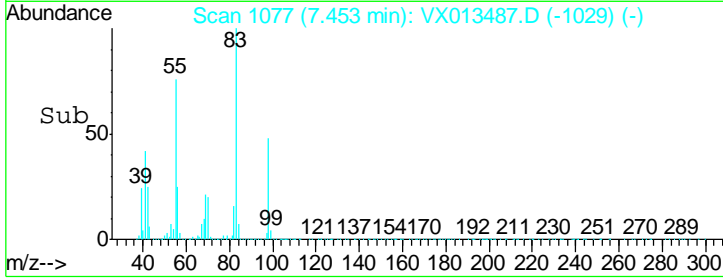
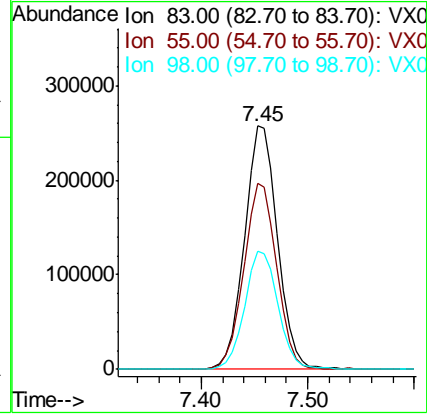
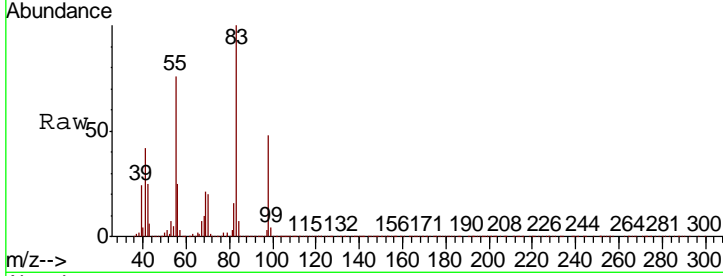




#39
 Methylcyclohexane
 Concen: 58.723 ug/l
 RT: 7.45 min Scan# 1077
 Delta R.T. -0.01 min
 Lab File: VX013487.D
 Acq: 20 Nov 2019 19:05

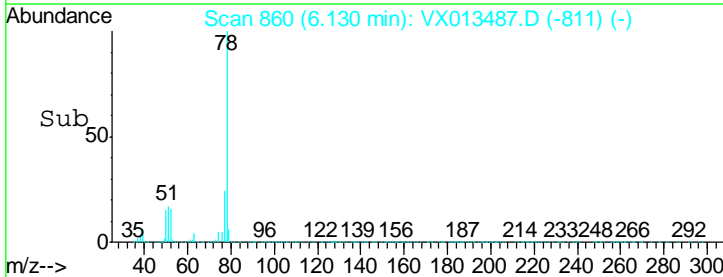
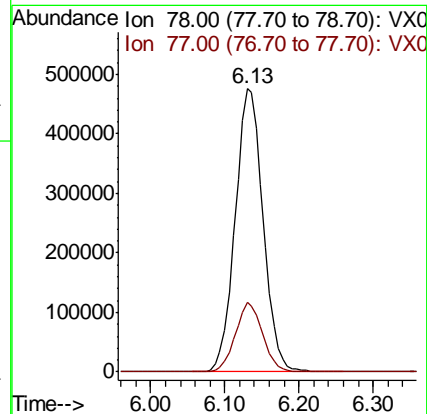
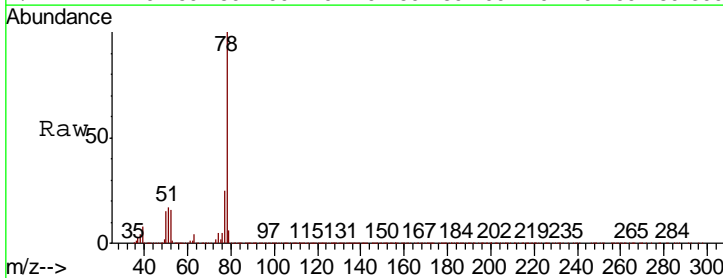
Instrument :
 MSVOA_X
 ClientSampled :
 MW-3MS

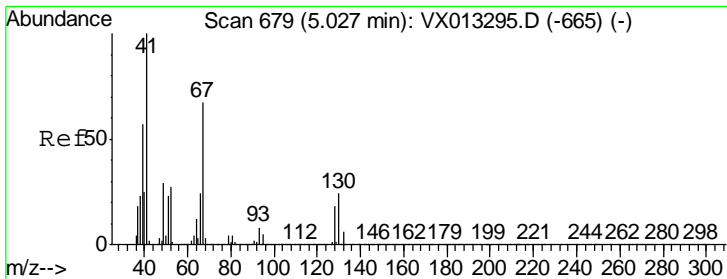
Tgt Ion	Resp	Lower	Upper
83	100		
55	76.3	60.3	90.5
98	48.4	40.3	60.5



#40
 Benzene
 Concen: 52.526 ug/l
 RT: 6.13 min Scan# 860
 Delta R.T. -0.00 min
 Lab File: VX013487.D
 Acq: 20 Nov 2019 19:05

Tgt Ion	Resp	Lower	Upper
78	100		
77	24.6	19.5	29.3

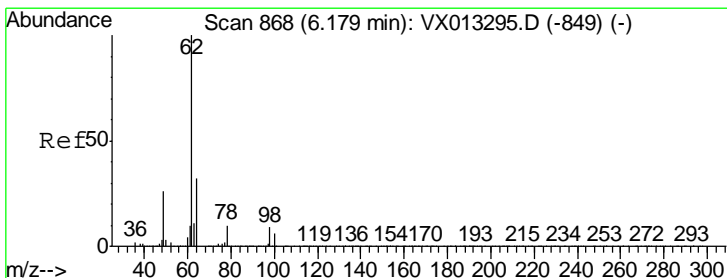
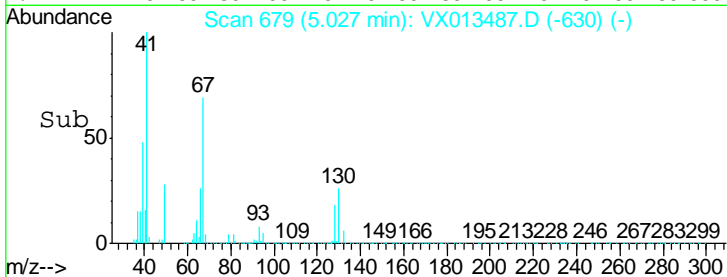
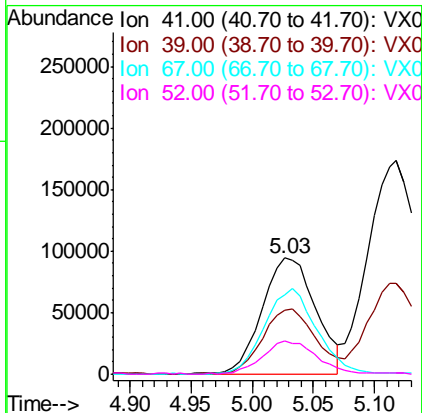
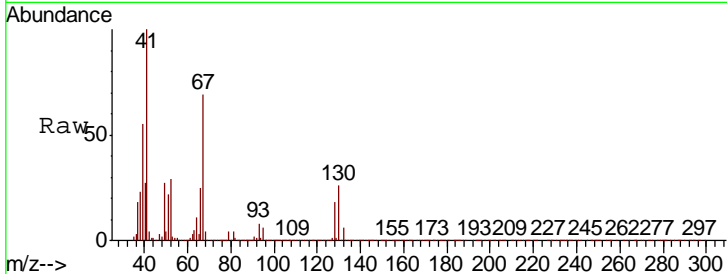




#41
 Methacrylonitrile
 Concen: 54.796 ug/l
 RT: 5.03 min Scan# 679
 Delta R.T. -0.00 min
 Lab File: VX013487.D
 Acq: 20 Nov 2019 19:05

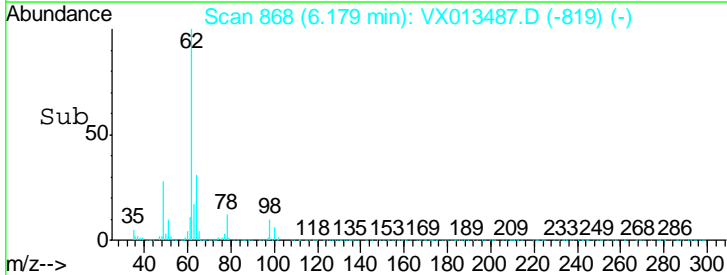
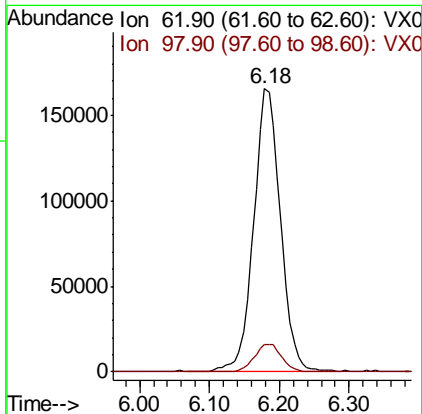

Instrument :
 MSVOA_X
 ClientSampled :
 MW-3MS

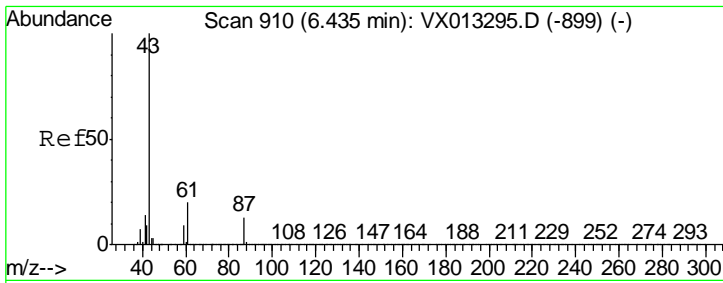
Tgt Ion	Resp	Lower	Upper
41	100		
39	55.7	45.0	67.6
67	72.0	55.4	83.2
52	27.4	23.1	34.7



#42
 1,2-Dichloroethane
 Concen: 51.317 ug/l
 RT: 6.18 min Scan# 868
 Delta R.T. -0.00 min
 Lab File: VX013487.D
 Acq: 20 Nov 2019 19:05

Tgt Ion	Resp	Lower	Upper
62	100		
98	9.9	0.0	19.4

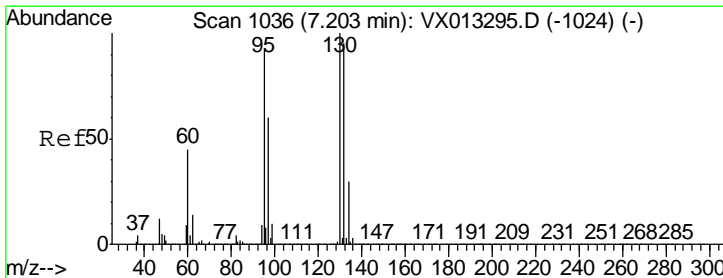
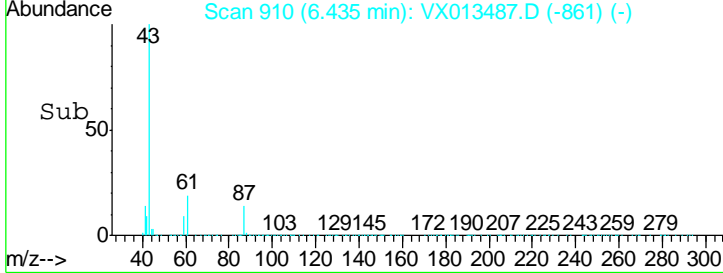
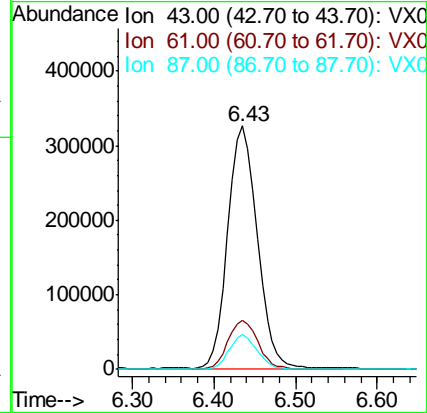
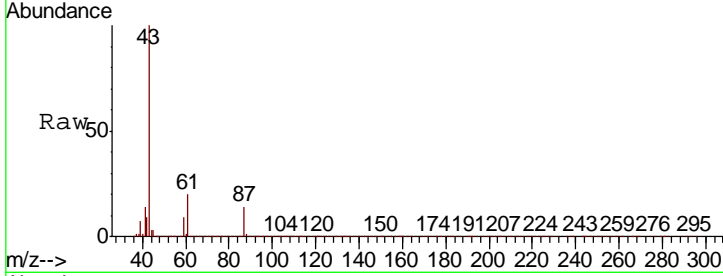




#43
 Isopropyl Acetate
 Concen: 55.561 ug/l
 RT: 6.43 min Scan# 910
 Delta R.T. -0.00 min
 Lab File: VX013487.D
 Acq: 20 Nov 2019 19:05

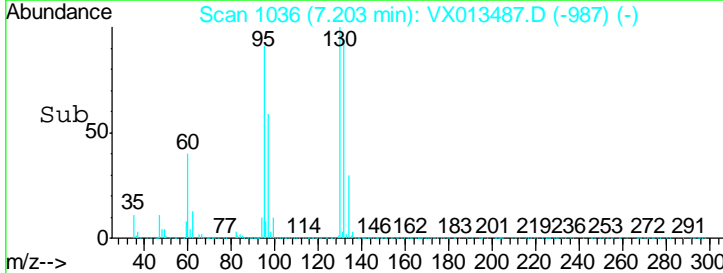
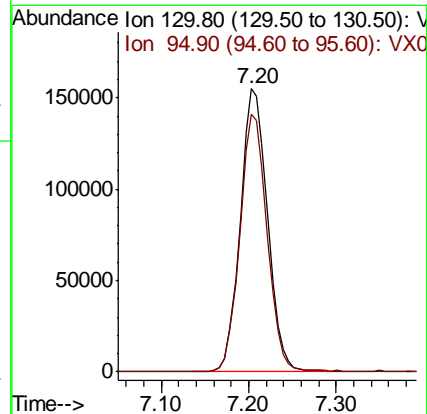
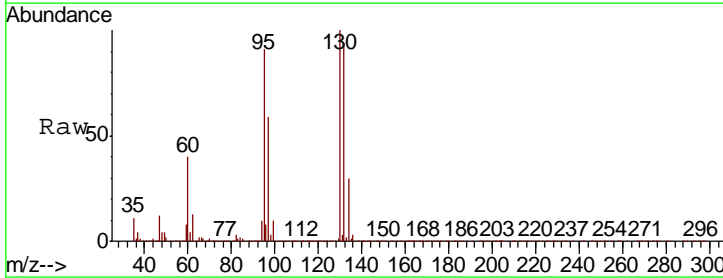
Instrument :
 MSVOA_X
 ClientSampled :
 MW-3MS

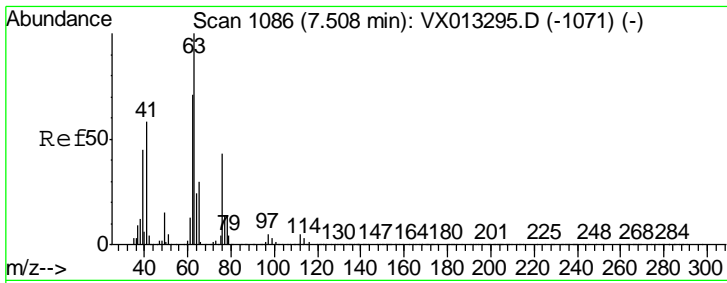
Tgt Ion	Resp	Lower	Upper
43	816446		
61	20.3	15.8	23.8
87	13.5	10.4	15.6



#44
 Trichloroethene
 Concen: 51.377 ug/l
 RT: 7.20 min Scan# 1036
 Delta R.T. -0.00 min
 Lab File: VX013487.D
 Acq: 20 Nov 2019 19:05

Tgt Ion	Resp	Lower	Upper
130	336429		
95	90.9	0.0	184.8

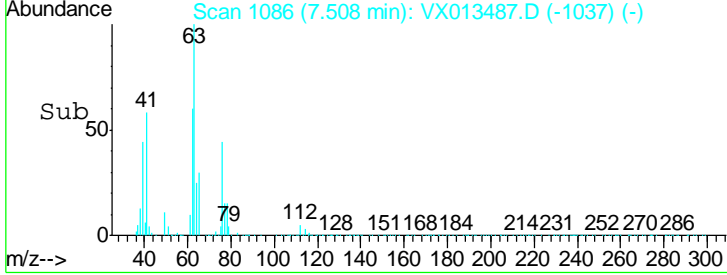
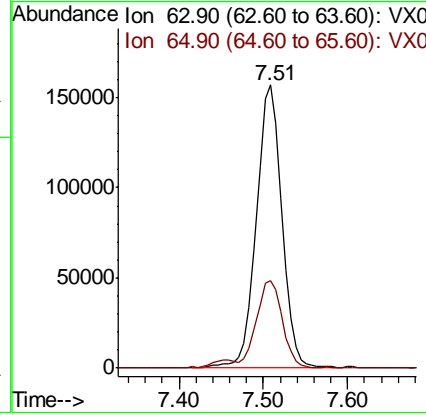





#45
 1,2-Dichloropropane
 Concen: 53.159 ug/l
 RT: 7.51 min Scan# 1086
 Delta R.T. -0.00 min
 Lab File: VX013487.D
 Acq: 20 Nov 2019 19:05

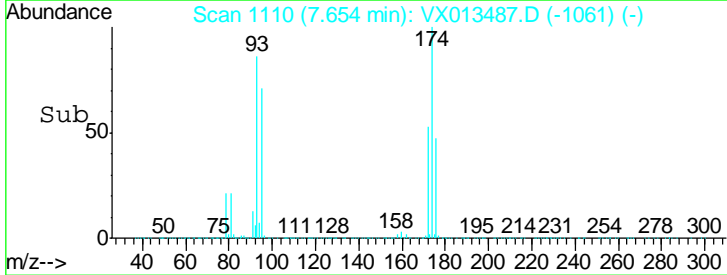
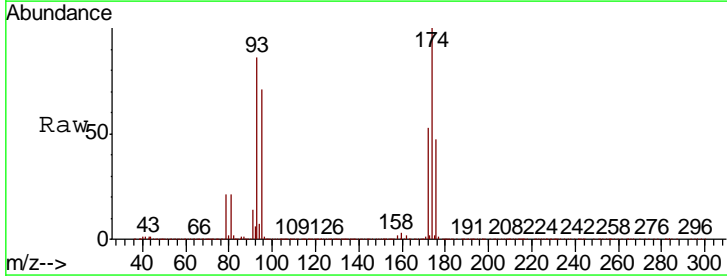
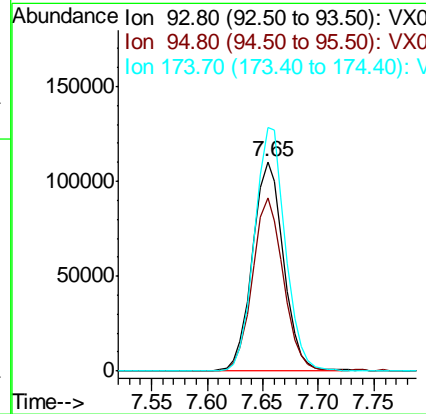
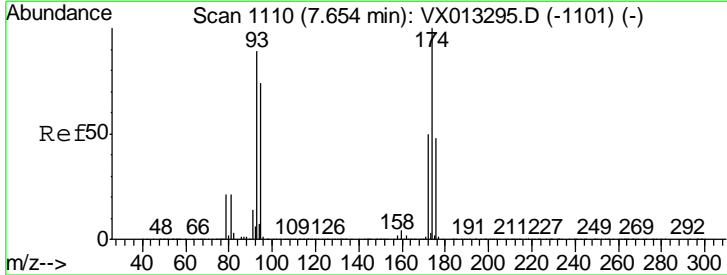
Instrument :
 MSVOA_X
 ClientSampled :
 MW-3MS

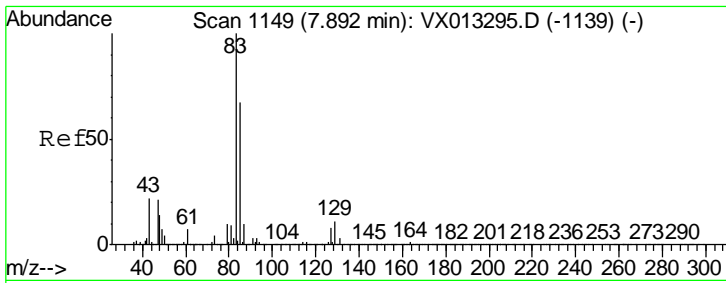
Tgt Ion	Resp	Lower	Upper
63	322212		
65	100	30.8	36.5



#46
 Dibromomethane
 Concen: 51.670 ug/l
 RT: 7.65 min Scan# 1110
 Delta R.T. -0.00 min
 Lab File: VX013487.D
 Acq: 20 Nov 2019 19:05

Tgt Ion	Resp	Lower	Upper
93	213837		
95	100	81.4	98.6
174	117.0	90.4	135.6



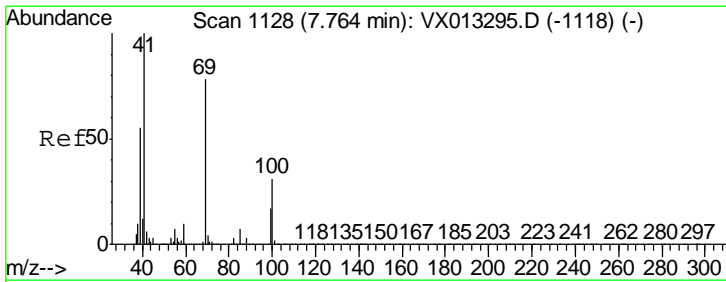
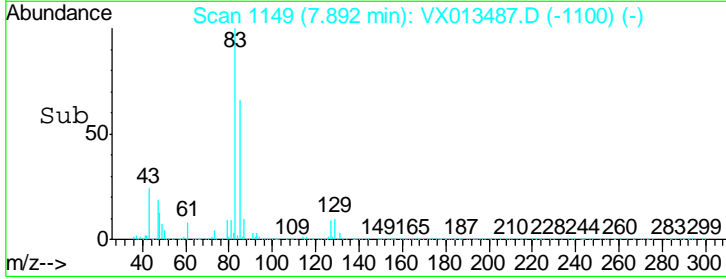
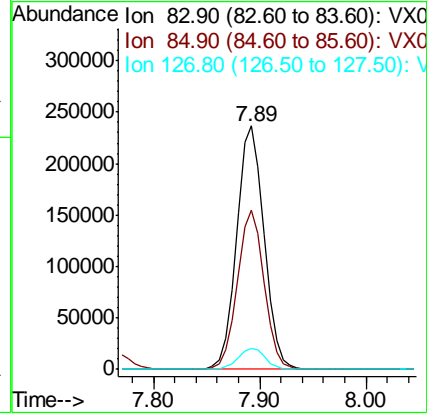
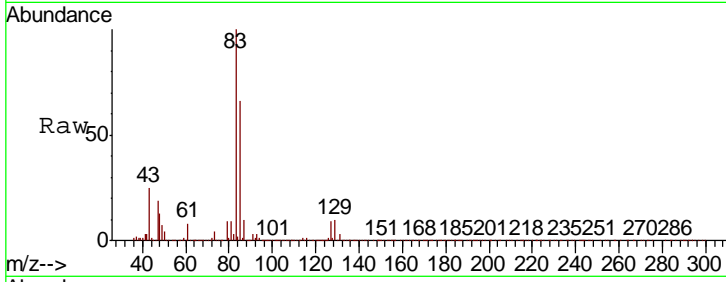


#47

Bromodichloromethane
 Concen: 54.484 ug/l
 RT: 7.89 min Scan# 1149
 Delta R.T. -0.00 min
 Lab File: VX013487.D
 Acq: 20 Nov 2019 19:05

Instrument :
 MSVOA_X
 ClientSampled :
 MW-3MS

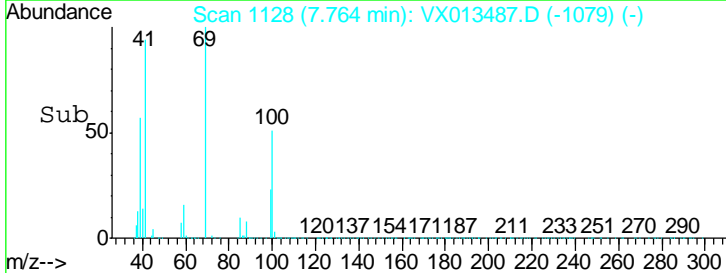
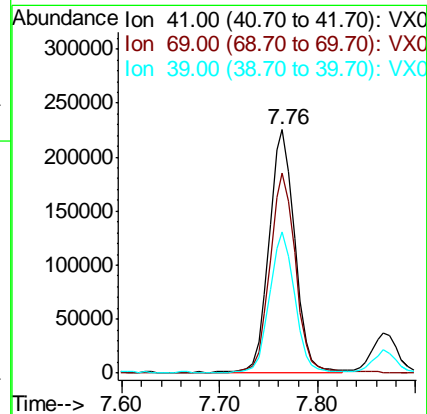
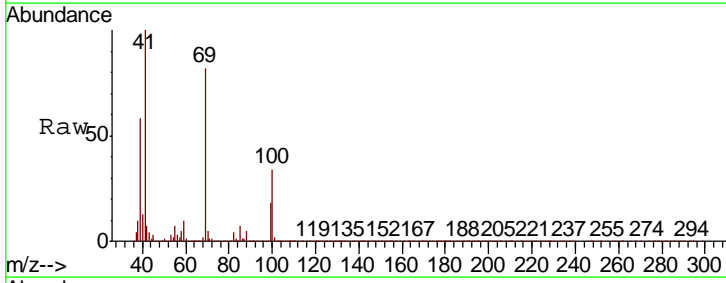
Tgt Ion	Resp	Lower	Upper
83	100		
85	65.4	53.7	80.5
127	8.5	6.4	9.6

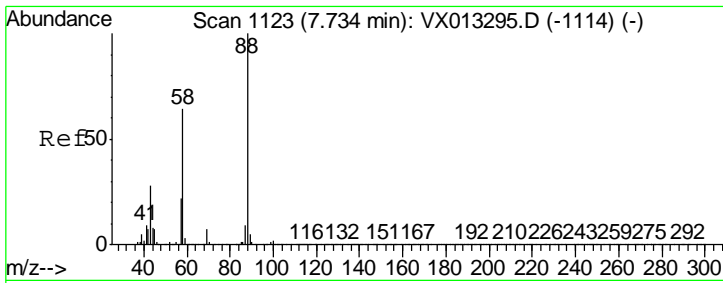


#48

Methyl methacrylate
 Concen: 55.949 ug/l
 RT: 7.76 min Scan# 1128
 Delta R.T. -0.00 min
 Lab File: VX013487.D
 Acq: 20 Nov 2019 19:05

Tgt Ion	Resp	Lower	Upper
41	100		
69	82.2	63.0	94.6
39	56.7	45.9	68.9

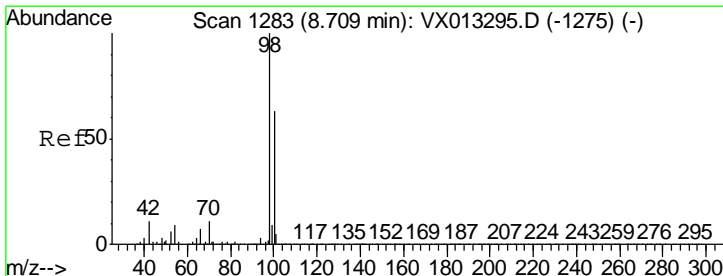
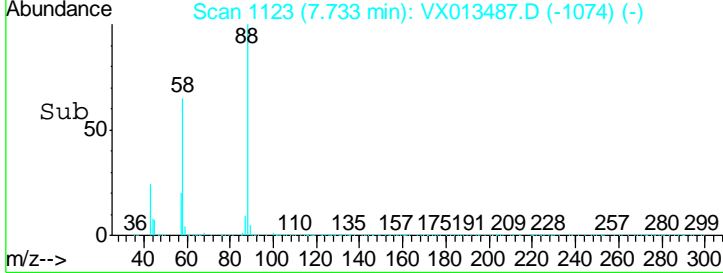
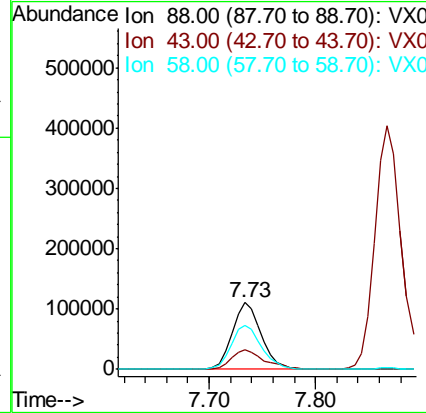
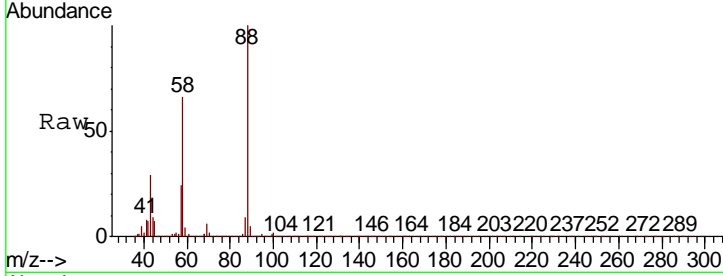




#49
 1,4-Dioxane
 Concen: 1251.133 ug/l
 RT: 7.73 min Scan# 1123
 Delta R.T. -0.00 min
 Lab File: VX013487.D
 Acq: 20 Nov 2019 19:05

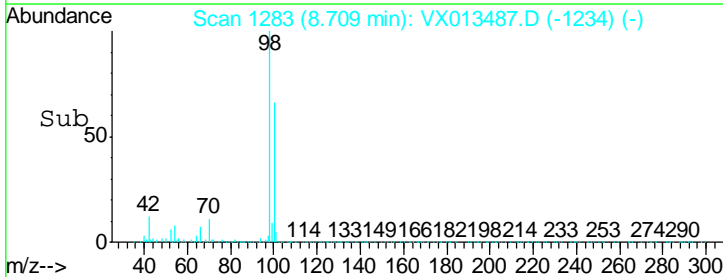
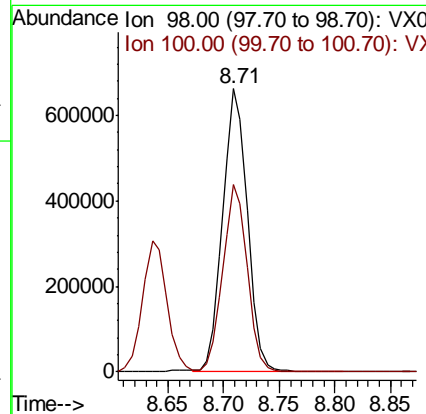
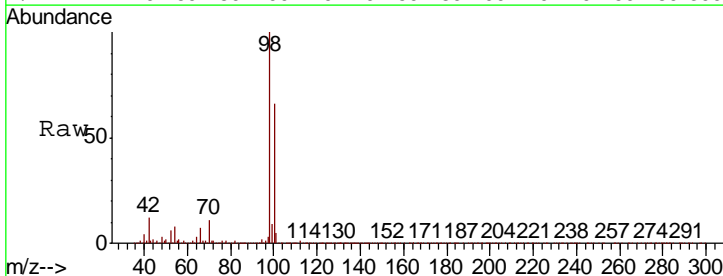
Instrument : MSVOA_X
 ClientSampled : MW-3MS


Tgt Ion	Resp	Lower	Upper
88	210170		
43	32.2	26.6	39.8
58	69.1	55.0	82.6



#50
 Toluene-d8
 Concen: 48.205 ug/l
 RT: 8.71 min Scan# 1283
 Delta R.T. -0.00 min
 Lab File: VX013487.D
 Acq: 20 Nov 2019 19:05

Tgt Ion	Resp	Lower	Upper
98	1014669		
100	64.9	52.2	78.2

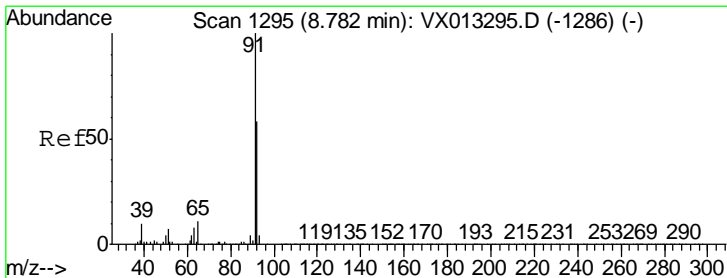
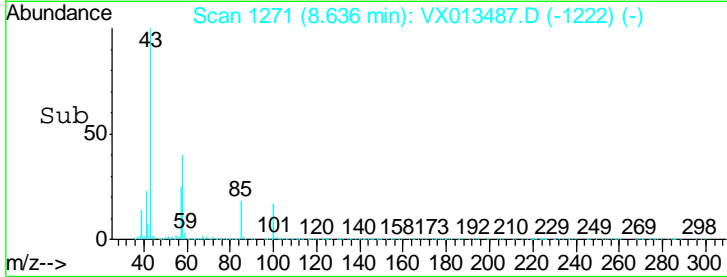
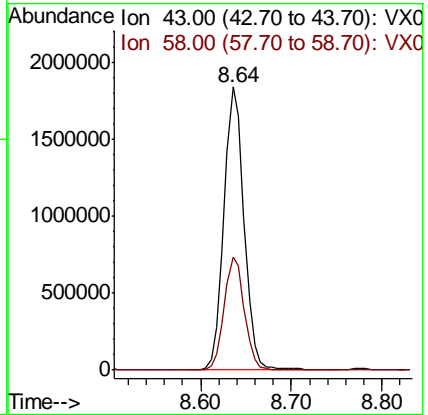
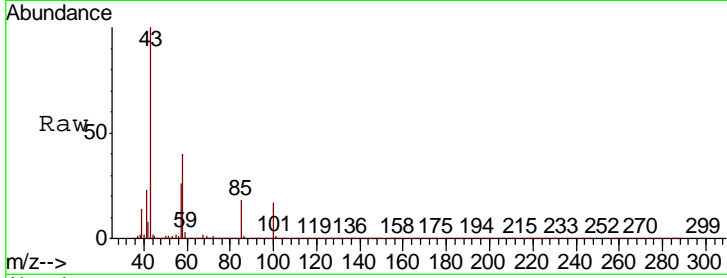




#51
 4-Methyl-2-Pentanone
 Concen: 294.860 ug/l
 RT: 8.64 min Scan# 1271
 Delta R.T. -0.00 min
 Lab File: VX013487.D
 Acq: 20 Nov 2019 19:05

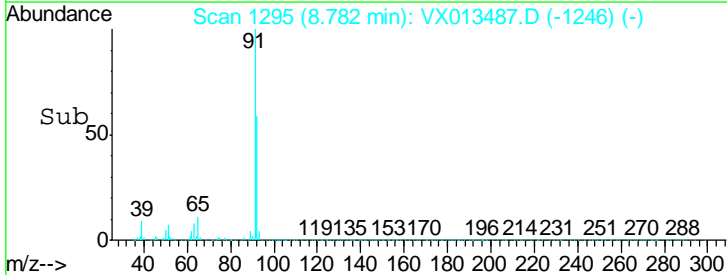
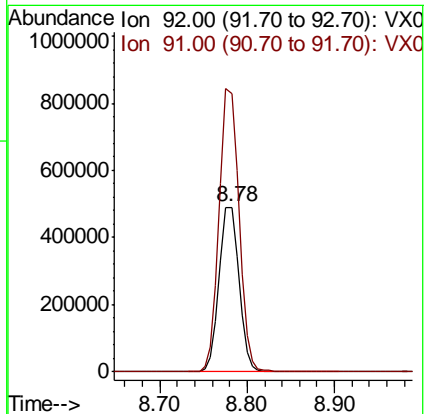
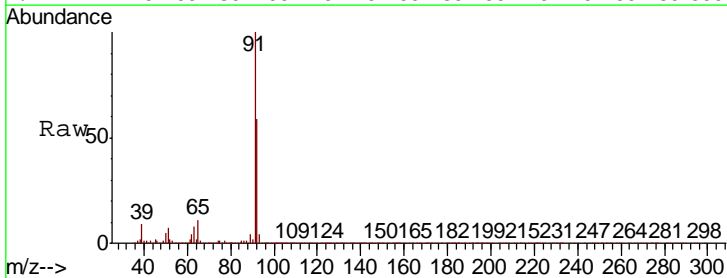
Instrument :
 MSVOA_X
 ClientSampled :
 MW-3MS

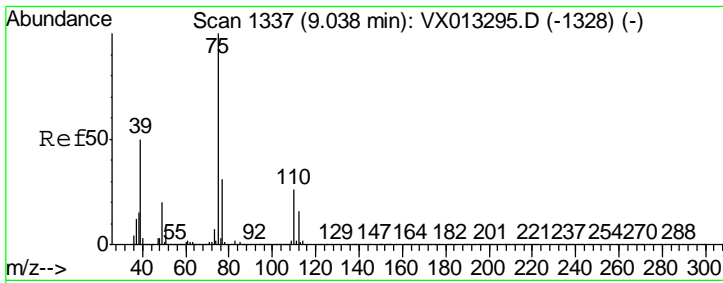
Tgt Ion: 43 Resp: 2842709
 Ion Ratio Lower Upper
 43 100
 58 40.1 31.4 47.0



#52
 Toluene
 Concen: 52.892 ug/l
 RT: 8.78 min Scan# 1295
 Delta R.T. -0.00 min
 Lab File: VX013487.D
 Acq: 20 Nov 2019 19:05

Tgt Ion: 92 Resp: 779844
 Ion Ratio Lower Upper
 92 100
 91 171.0 138.0 207.0

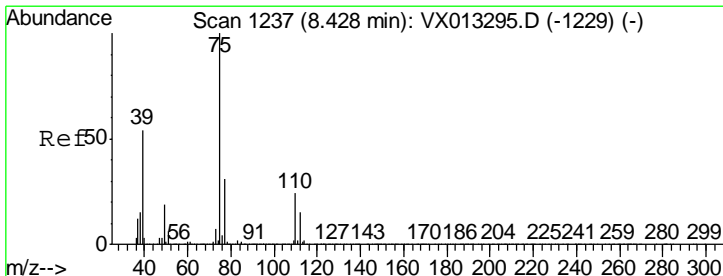
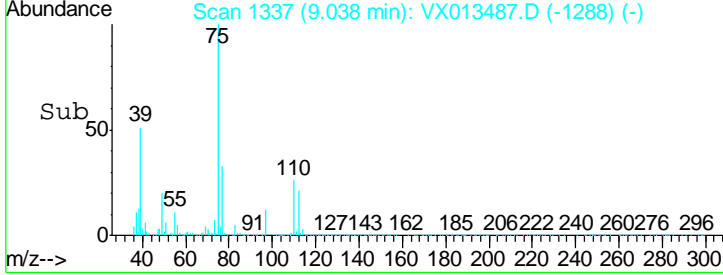
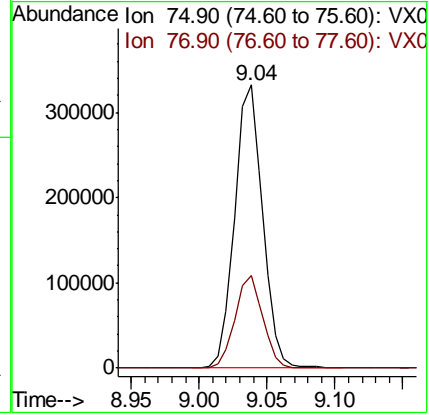
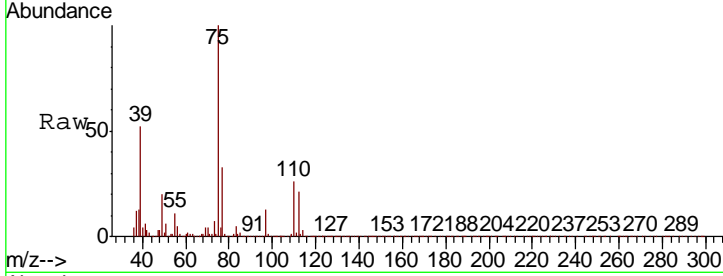




#53
 t-1,3-Dichloropropene
 Concen: 55.847 ug/l
 RT: 9.04 min Scan# 1337
 Delta R.T. -0.00 min
 Lab File: VX013487.D
 Acq: 20 Nov 2019 19:05

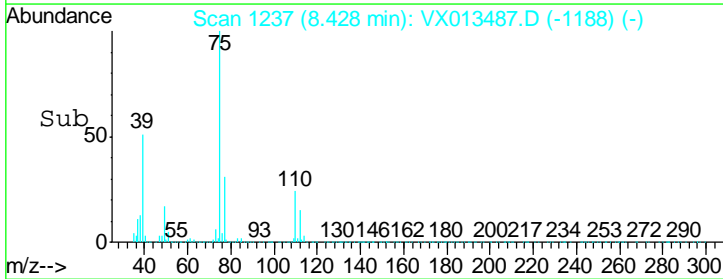
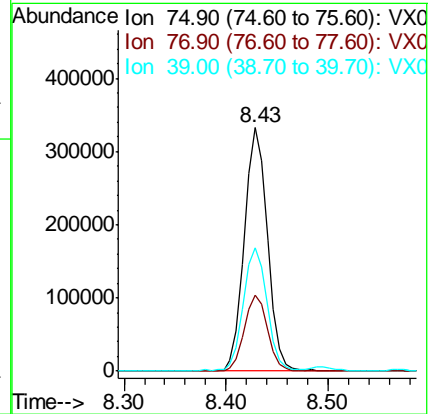
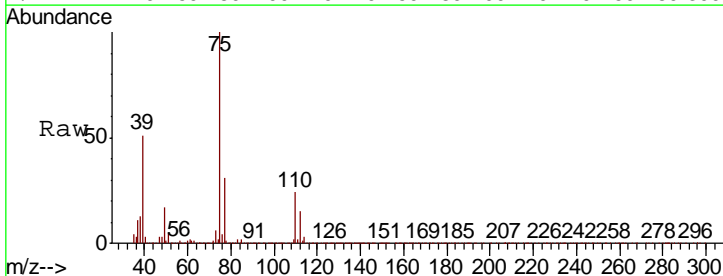
Instrument :
 MSVOA_X
 ClientSampled :
 MW-3MS

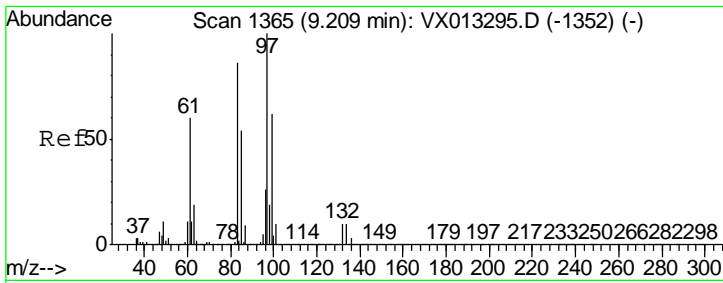
Tgt Ion	Resp	Lower	Upper
75	100		
77	32.5	25.0	37.4



#54
 cis-1,3-Dichloropropene
 Concen: 54.510 ug/l
 RT: 8.43 min Scan# 1237
 Delta R.T. -0.00 min
 Lab File: VX013487.D
 Acq: 20 Nov 2019 19:05

Tgt Ion	Resp	Lower	Upper
75	100		
77	31.3	24.7	37.1
39	50.7	43.0	64.6

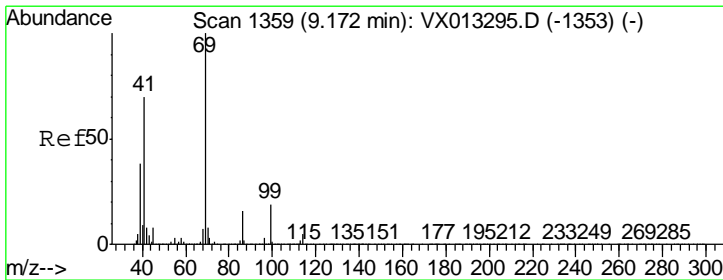
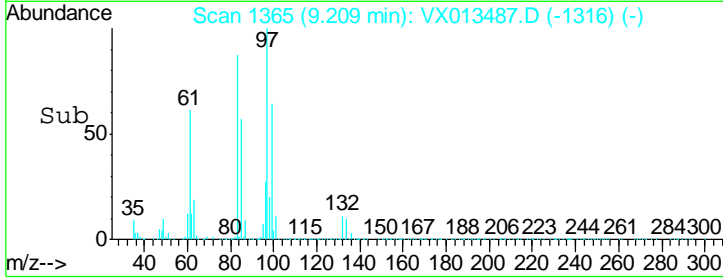
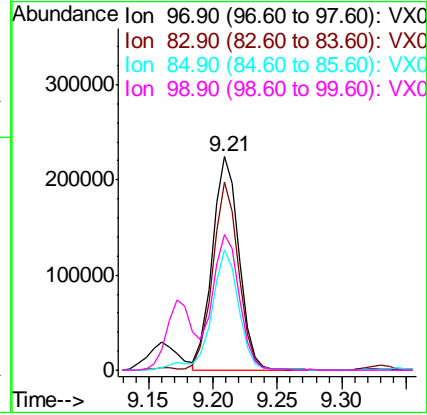
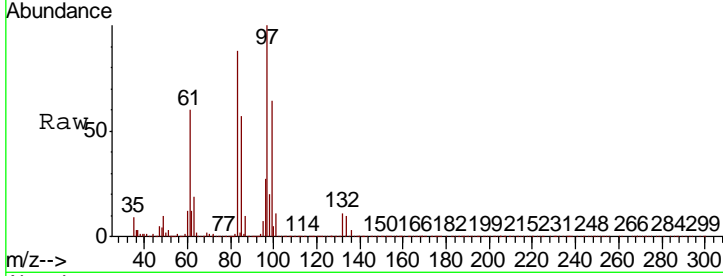




#55
 1,1,2-Trichloroethane
 Concen: 53.327 ug/l
 RT: 9.21 min Scan# 1365
 Delta R.T. -0.00 min
 Lab File: VX013487.D
 Acq: 20 Nov 2019 19:05

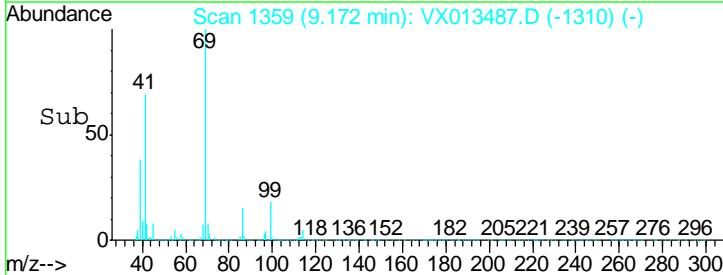
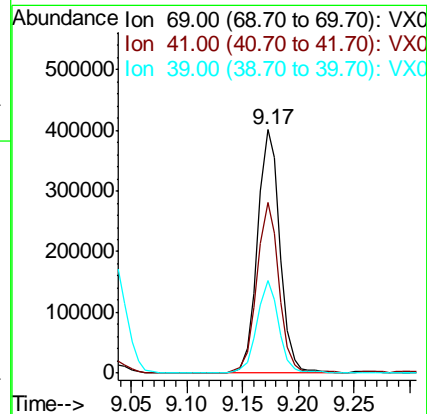
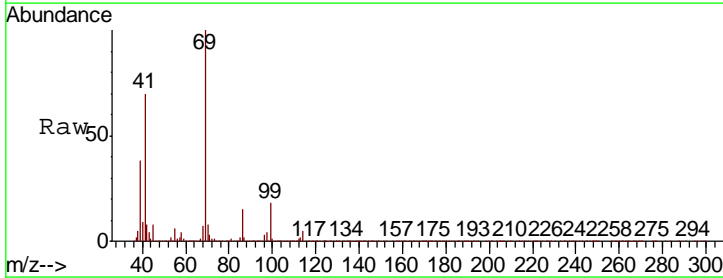
Instrument :
 MSVOA_X
 ClientSampled :
 MW-3MS

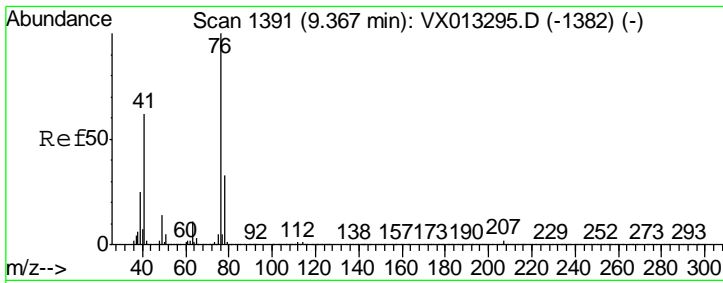
Tgt Ion	Resp	Lower	Upper
97	100		
83	88.0	68.6	103.0
85	56.6	43.1	64.7
99	63.4	49.4	74.0



#56
 Ethyl methacrylate
 Concen: 53.758 ug/l
 RT: 9.17 min Scan# 1359
 Delta R.T. 0.00 min
 Lab File: VX013487.D
 Acq: 20 Nov 2019 19:05

Tgt Ion	Resp	Lower	Upper
69	100		
41	69.6	56.2	84.2
39	36.7	31.1	46.7

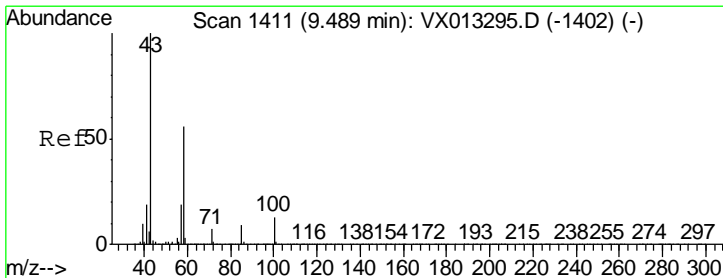
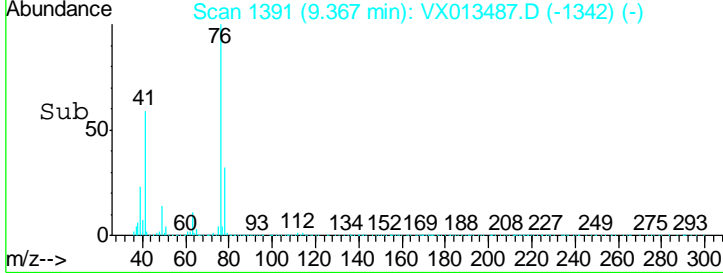
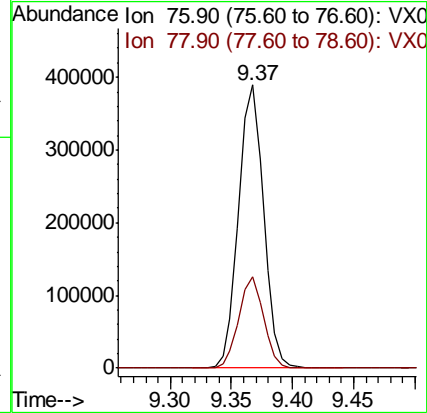
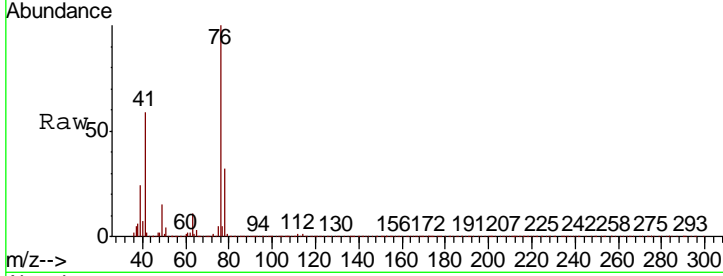




#57
 1,3-Dichloropropane
 Concen: 53.258 ug/l
 RT: 9.37 min Scan# 1391
 Delta R.T. -0.00 min
 Lab File: VX013487.D
 Acq: 20 Nov 2019 19:05

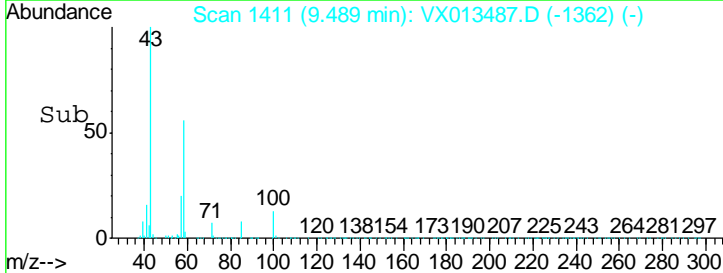
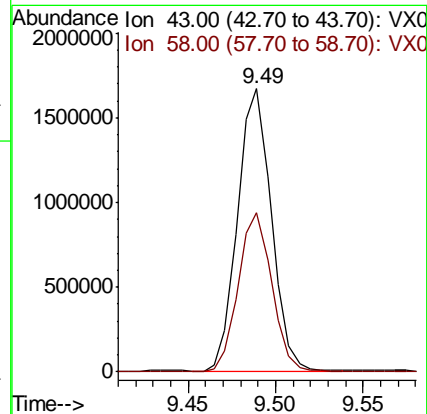
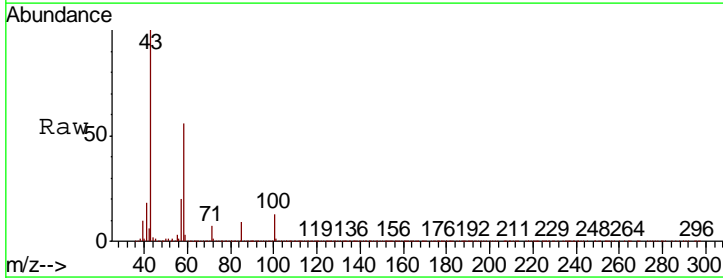
Instrument :
 MSVOA_X
 ClientSampled :
 MW-3MS

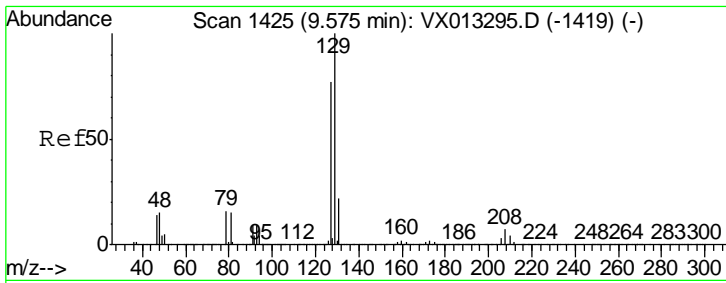
Tgt Ion	Resp	Lower	Upper
76	100		
78	31.9	25.8	38.6



#59
 2-Hexanone
 Concen: 300.067 ug/l
 RT: 9.49 min Scan# 1411
 Delta R.T. -0.00 min
 Lab File: VX013487.D
 Acq: 20 Nov 2019 19:05

Tgt Ion	Resp	Lower	Upper
43	100		
58	56.6	27.3	81.8

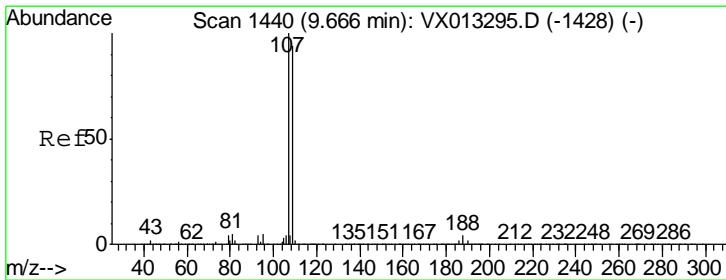
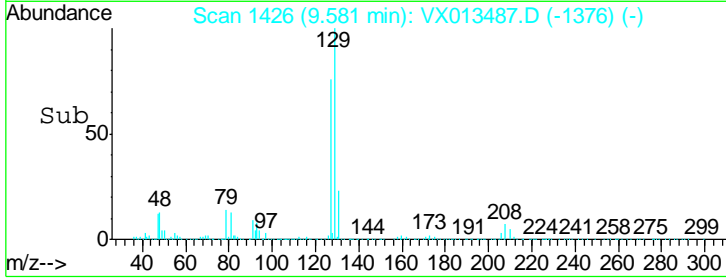
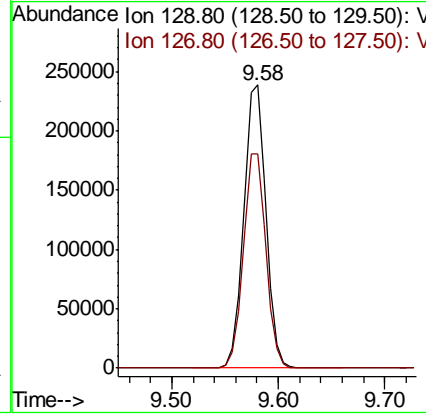
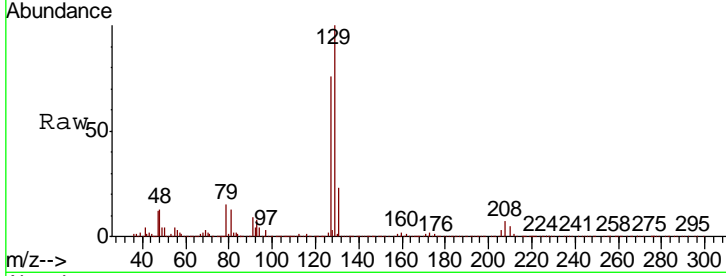




#60
 Dibromochloromethane
 Concen: 55.815 ug/l
 RT: 9.58 min Scan# 1426
 Delta R.T. 0.01 min
 Lab File: VX013487.D
 Acq: 20 Nov 2019 19:05

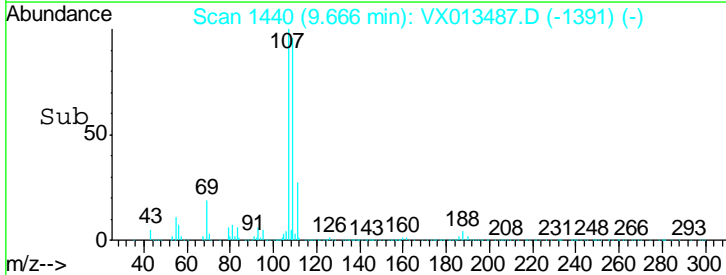
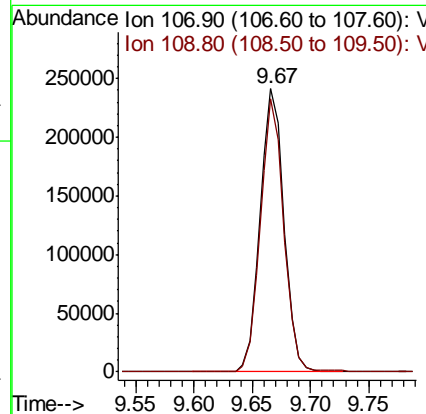
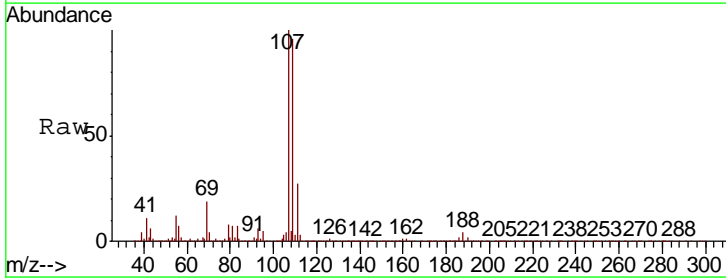
Instrument :
 MSVOA_X
 ClientSampled :
 MW-3MS

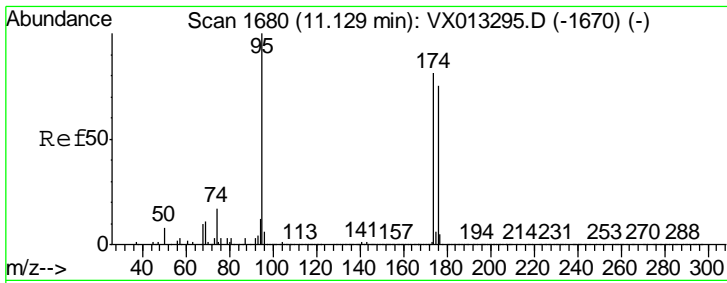
Tgt Ion:129 Resp: 348851
 Ion Ratio Lower Upper
 129 100
 127 77.2 39.1 117.2



#61
 1,2-Dibromoethane
 Concen: 53.229 ug/l
 RT: 9.67 min Scan# 1440
 Delta R.T. -0.00 min
 Lab File: VX013487.D
 Acq: 20 Nov 2019 19:05

Tgt Ion:107 Resp: 345427
 Ion Ratio Lower Upper
 107 100
 109 94.7 75.1 112.7

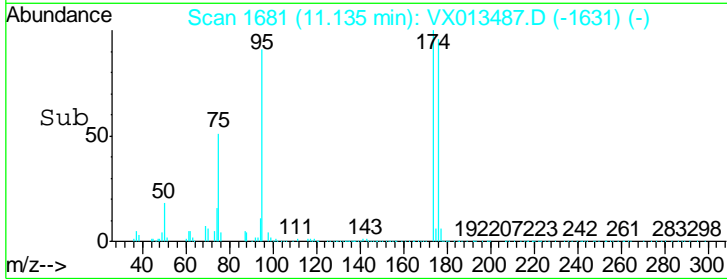
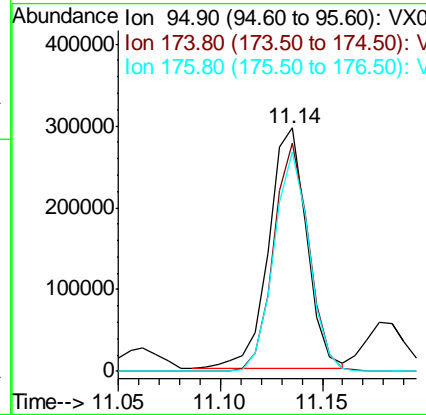
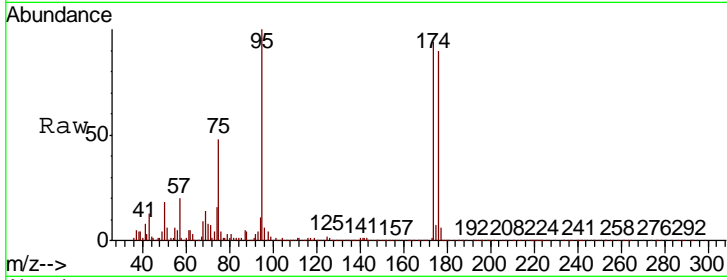




#62
 4-Bromofluorobenzene
 Concen: 50.505 ug/l
 RT: 11.14 min Scan# 1681
 Delta R.T. 0.01 min
 Lab File: VX013487.D
 Acq: 20 Nov 2019 19:05

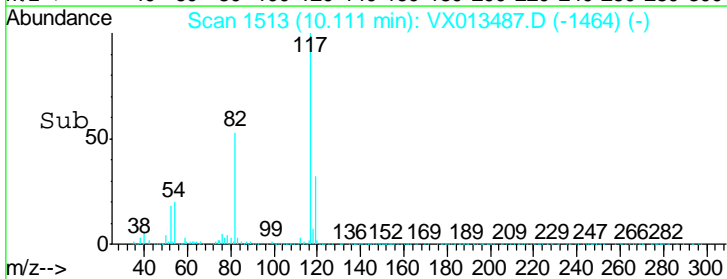
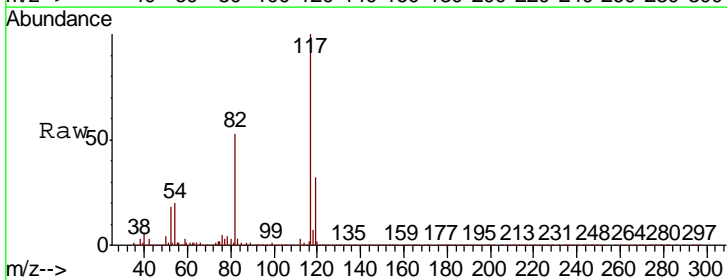
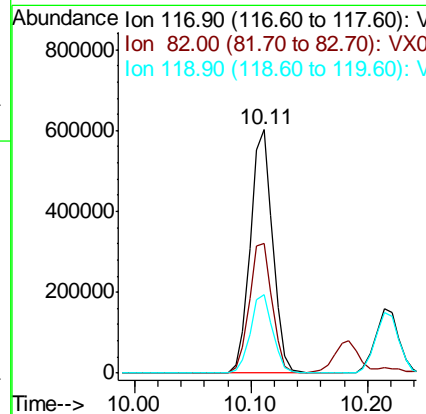
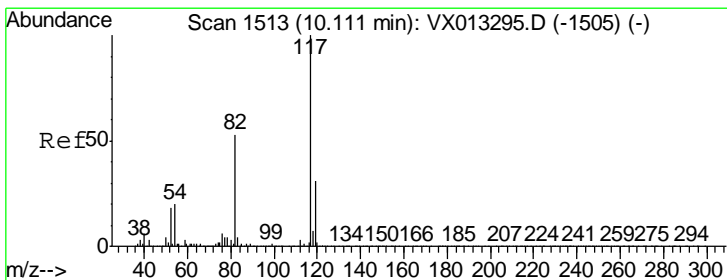
Instrument :
 MSVOA_X
 ClientSampled :
 MW-3MS

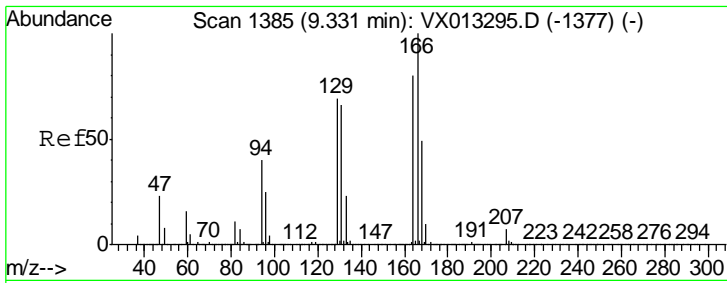
Tgt Ion	Resp	Lower	Upper
95	100		
174	87.8	0.0	179.8
176	84.6	0.0	173.0



#63
 Chlorobenzene-d5
 Concen: 50.000 ug/l
 RT: 10.11 min Scan# 1513
 Delta R.T. -0.00 min
 Lab File: VX013487.D
 Acq: 20 Nov 2019 19:05

Tgt Ion	Resp	Lower	Upper
117	100		
82	53.1	42.6	64.0
119	32.3	24.8	37.2

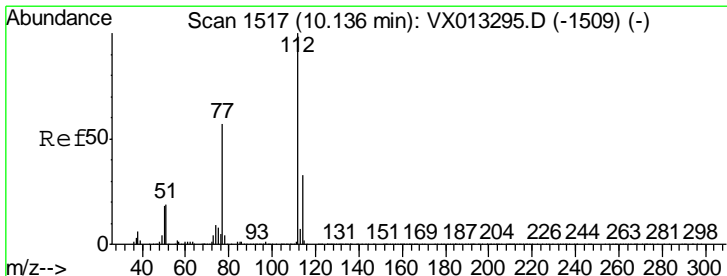
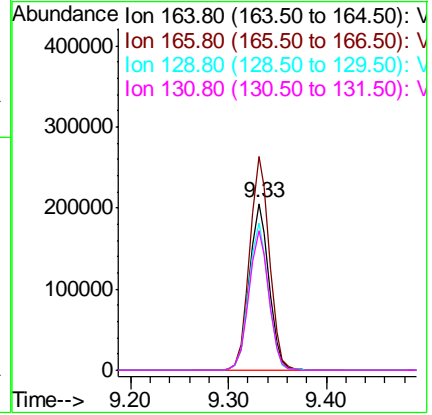
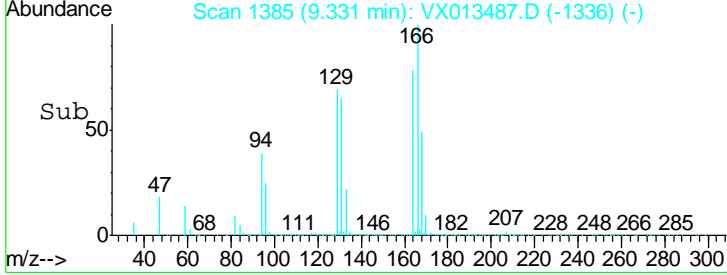
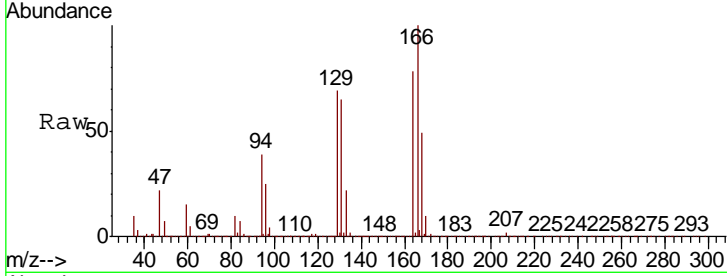




#64
 Tetrachloroethene
 Concen: 49.935 ug/l
 RT: 9.33 min Scan# 1385
 Delta R.T. -0.00 min
 Lab File: VX013487.D
 Acq: 20 Nov 2019 19:05

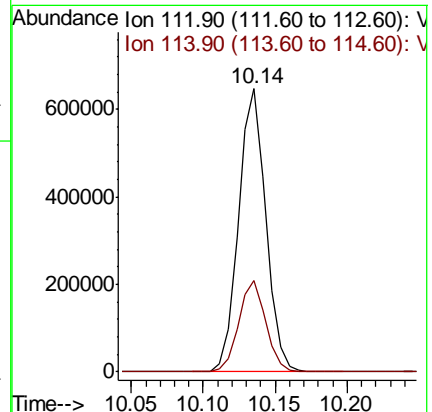
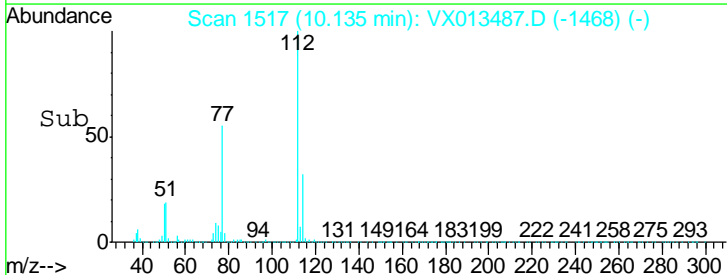
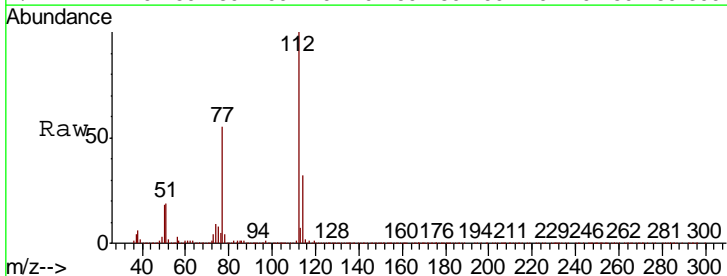
Instrument : MSVOA_X
 ClientSampled : MW-3MS

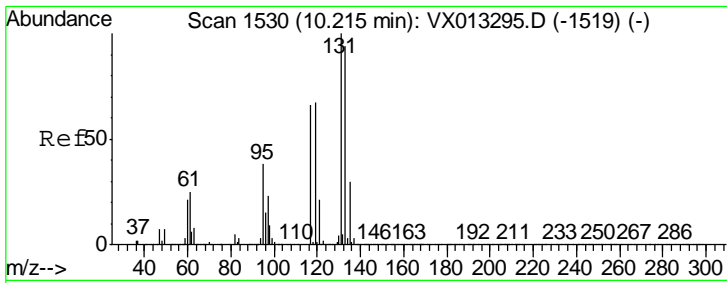
Tgt Ion	Resp	Lower	Upper
164	100		
166	127.9	100.4	150.6
129	88.5	69.4	104.2
131	83.5	66.6	100.0



#65
 Chlorobenzene
 Concen: 52.556 ug/l
 RT: 10.14 min Scan# 1517
 Delta R.T. -0.00 min
 Lab File: VX013487.D
 Acq: 20 Nov 2019 19:05

Tgt Ion	Resp	Lower	Upper
112	100		
114	32.1	26.4	39.6

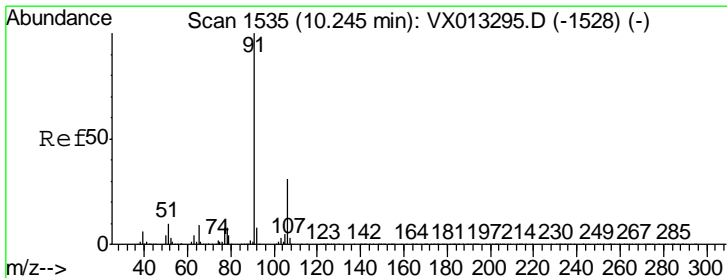
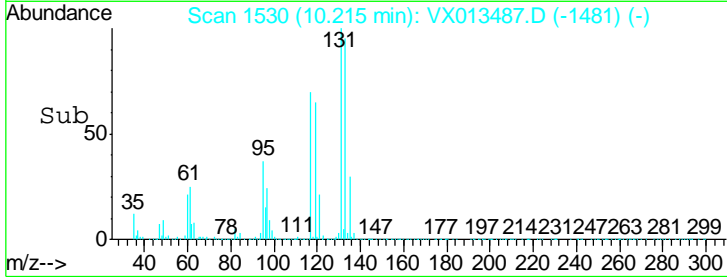
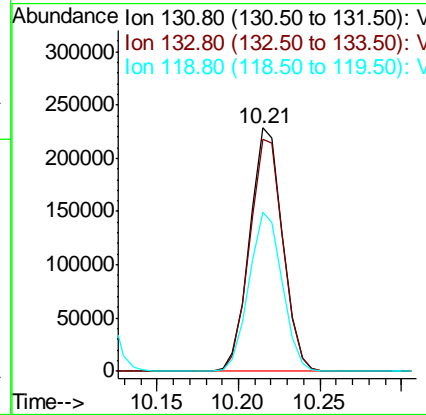
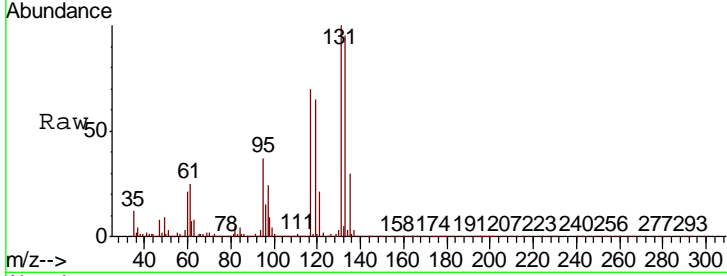




#66
 1,1,1,2-Tetrachloroethane
 Concen: 53.797 ug/l
 RT: 10.21 min Scan# 1530
 Delta R.T. -0.00 min
 Lab File: VX013487.D
 Acq: 20 Nov 2019 19:05

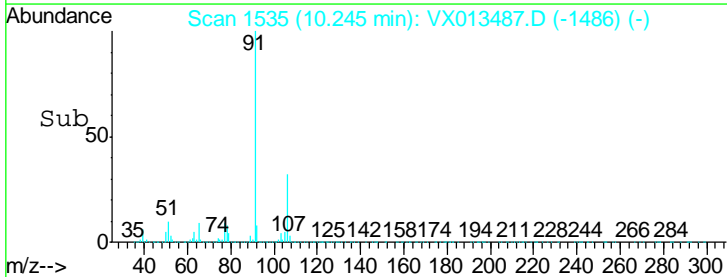
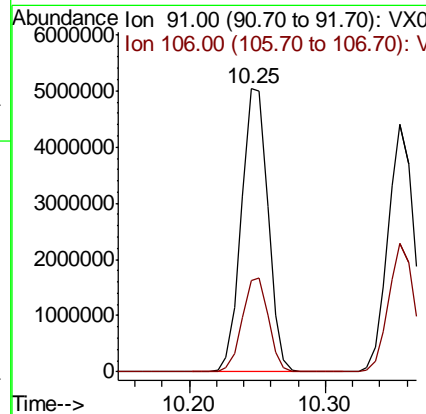
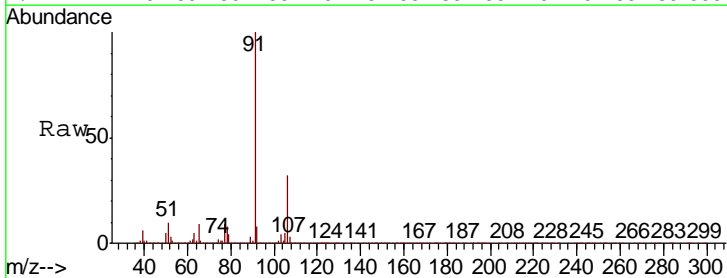
Instrument :
 MSVOA_X
 ClientSampled :
 MW-3MS

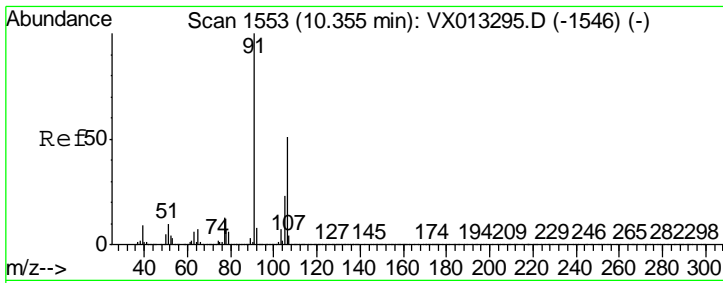
Tgt Ion	Resp	Lower	Upper
131	100		
133	96.8	48.0	144.0
119	66.0	33.0	99.0



#67
 Ethyl Benzene
 Concen: 244.960 ug/l
 RT: 10.25 min Scan# 1535
 Delta R.T. -0.00 min
 Lab File: VX013487.D
 Acq: 20 Nov 2019 19:05

Tgt Ion	Resp	Lower	Upper
91	100		
106	32.5	24.6	36.8

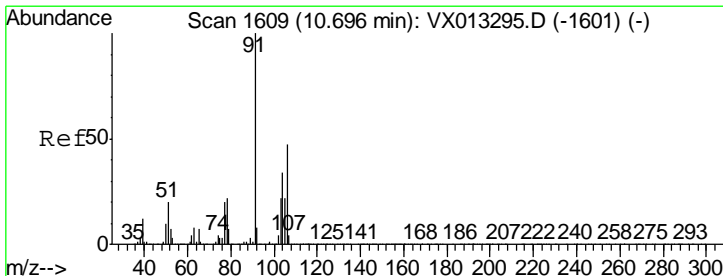
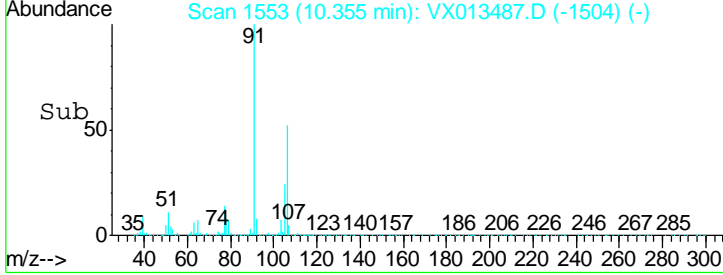
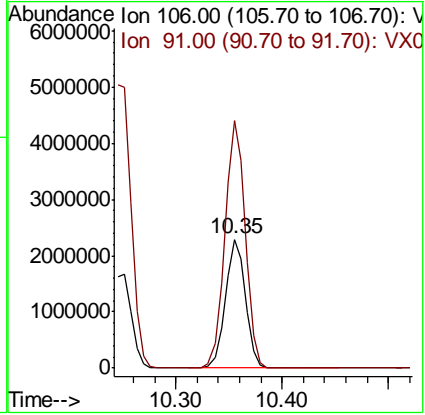
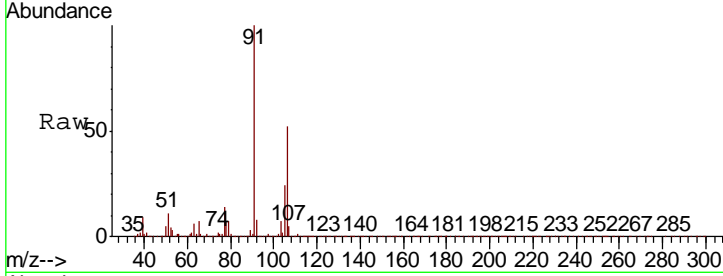




#68
 m/p-Xylenes
 Concen: 282.999 ug/l
 RT: 10.35 min Scan# 1553
 Delta R.T. -0.00 min
 Lab File: VX013487.D
 Acq: 20 Nov 2019 19:05

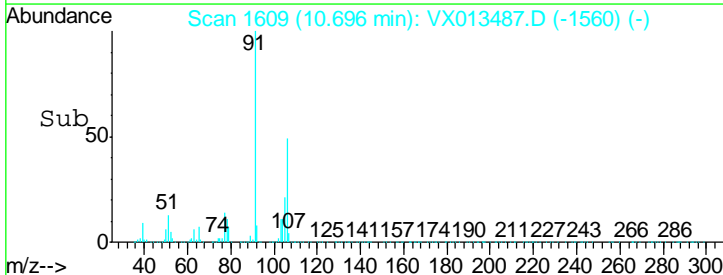
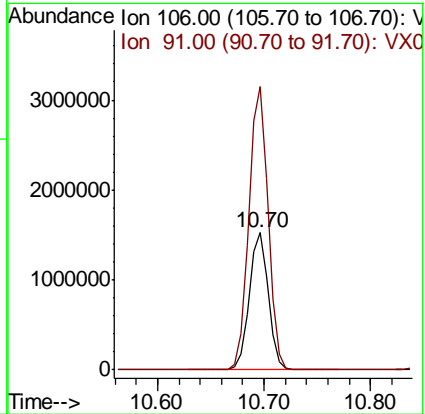
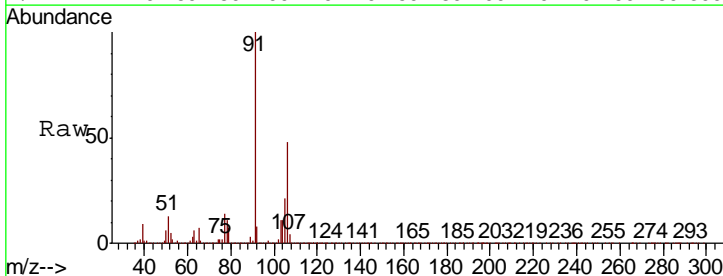
Instrument : MSVOA_X
 ClientSampled : MW-3MS

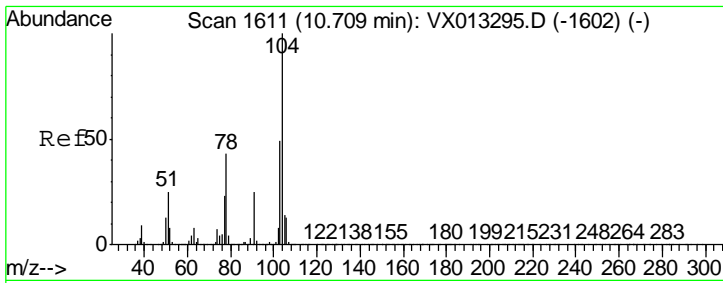
Tgt Ion:106 Resp: 3007962
 Ion Ratio Lower Upper
 106 100
 91 195.3 159.3 238.9



#69
 o-Xylene
 Concen: 183.939 ug/l
 RT: 10.70 min Scan# 1609
 Delta R.T. -0.00 min
 Lab File: VX013487.D
 Acq: 20 Nov 2019 19:05

Tgt Ion:106 Resp: 1914065
 Ion Ratio Lower Upper
 106 100
 91 208.5 105.7 317.0

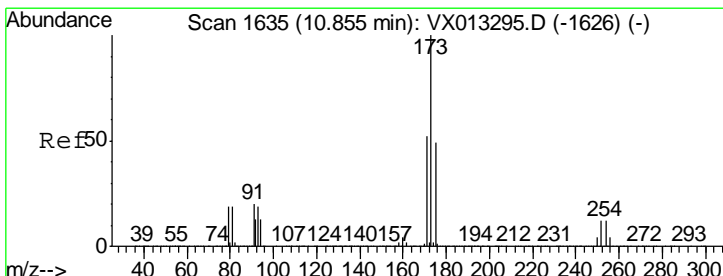
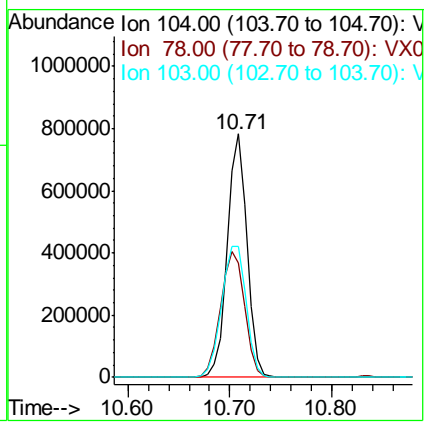
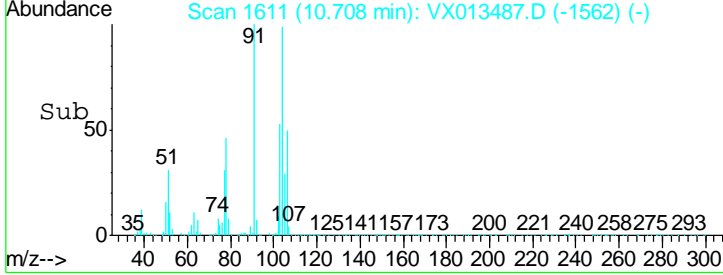
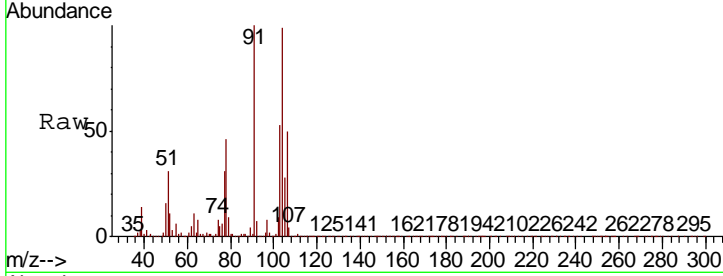




#70
 Styrene
 Concen: 59.551 ug/l
 RT: 10.71 min Scan# 1611
 Delta R.T. -0.00 min
 Lab File: VX013487.D
 Acq: 20 Nov 2019 19:05

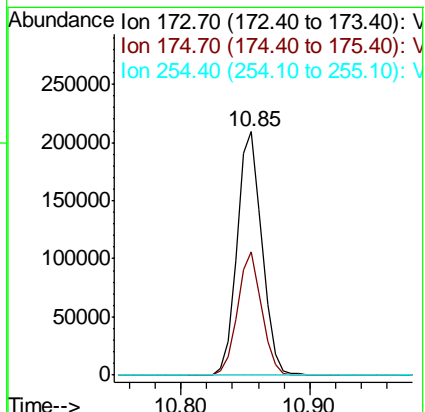
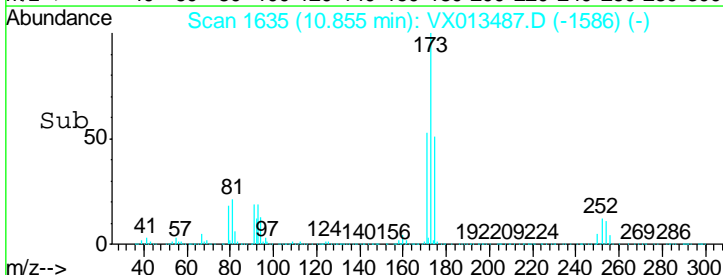
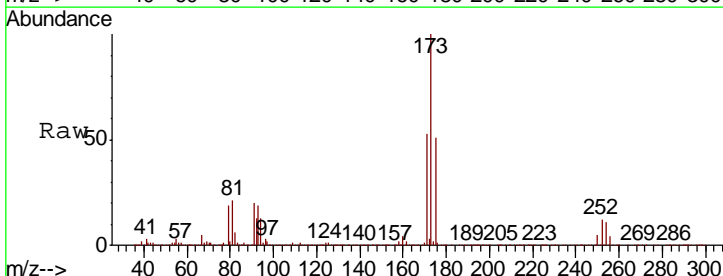
Instrument : MSVOA_X
 ClientSampled : MW-3MS

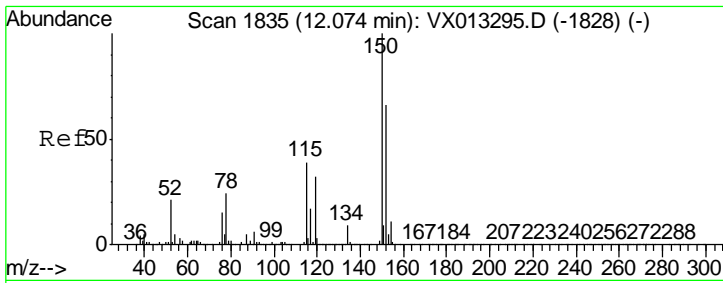
Tgt Ion	Resp	Lower	Upper
104	1035889		
78	63.8	40.0	60.0#
103	68.3	44.1	66.1#



#71
 Bromoform
 Concen: 50.369 ug/l
 RT: 10.85 min Scan# 1635
 Delta R.T. 0.00 min
 Lab File: VX013487.D
 Acq: 20 Nov 2019 19:05

Tgt Ion	Resp	Lower	Upper
173	279372		
175	49.1	24.8	74.4
254	0.2	0.2	0.2

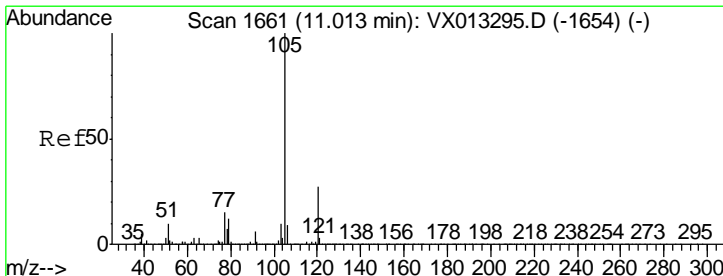
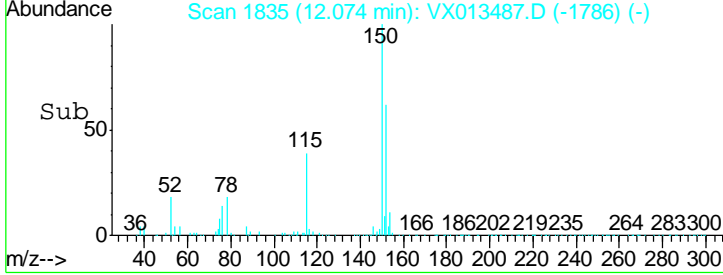
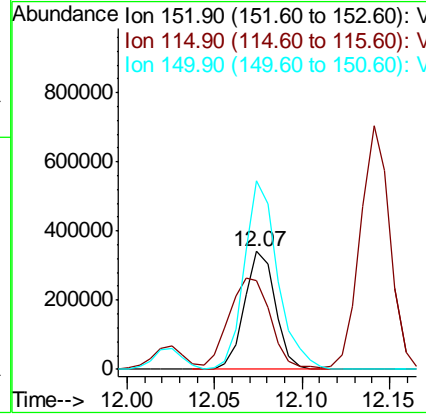
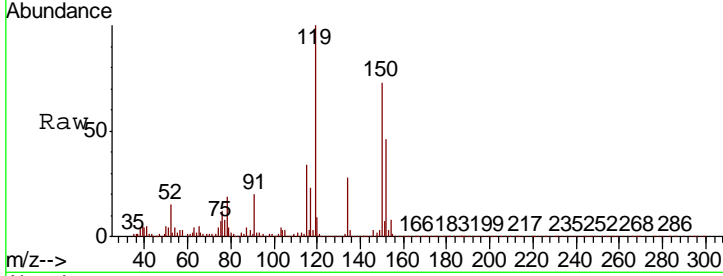




#72
 1,4-Dichlorobenzene-d4
 Concen: 50.000 ug/l
 RT: 12.07 min Scan# 1835
 Delta R.T. -0.00 min
 Lab File: VX013487.D
 Acq: 20 Nov 2019 19:05

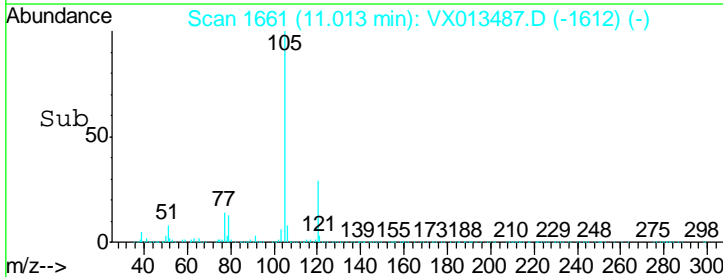
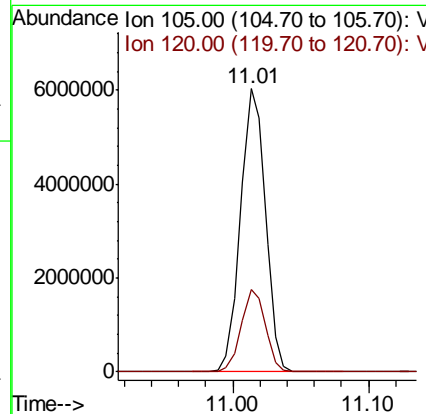
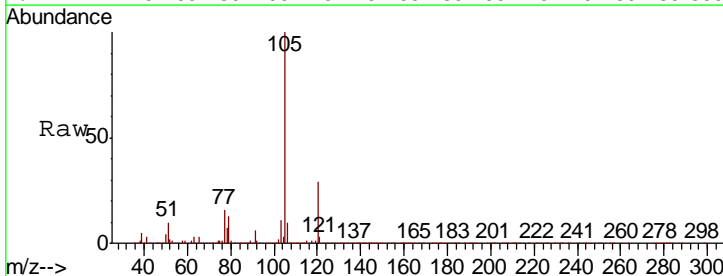
Instrument :
 MSVOA_X
 ClientSampled :
 MW-3MS

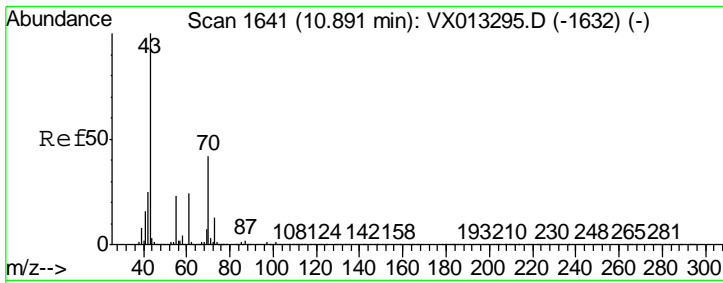
Tgt Ion	Resp	Lower	Upper
152	100		
115	102.1	39.5	118.3
150	173.1	0.0	344.4



#73
 Isopropylbenzene
 Concen: 277.835 ug/l
 RT: 11.01 min Scan# 1661
 Delta R.T. -0.00 min
 Lab File: VX013487.D
 Acq: 20 Nov 2019 19:05

Tgt Ion	Resp	Lower	Upper
105	100		
120	28.3	13.5	40.5

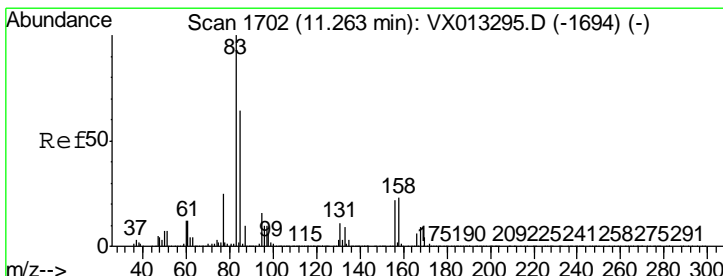

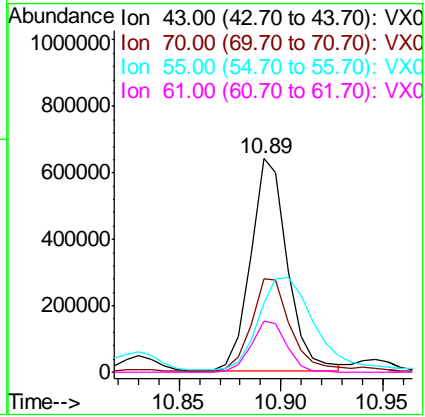





#74
 N-amyl acetate
 Concen: 62.968 ug/l
 RT: 10.89 min Scan# 1641
 Delta R.T. -0.00 min
 Lab File: VX013487.D
 Acq: 20 Nov 2019 19:05

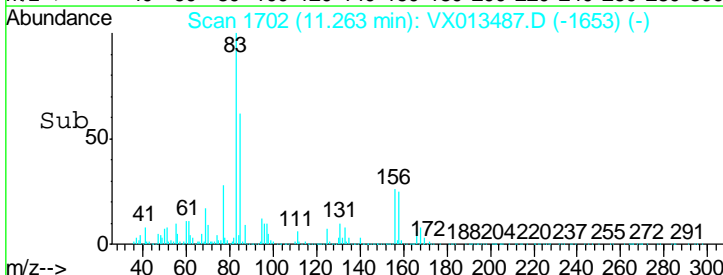
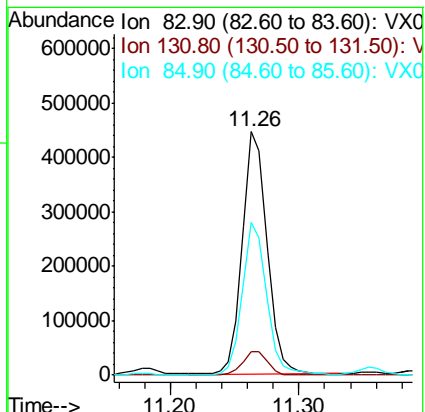
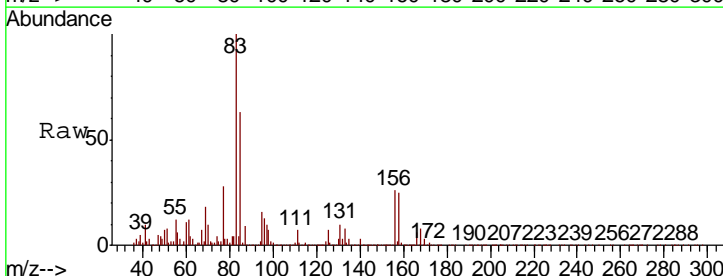
Instrument : MSVOA_X
 Client Sampled : MW-3MS

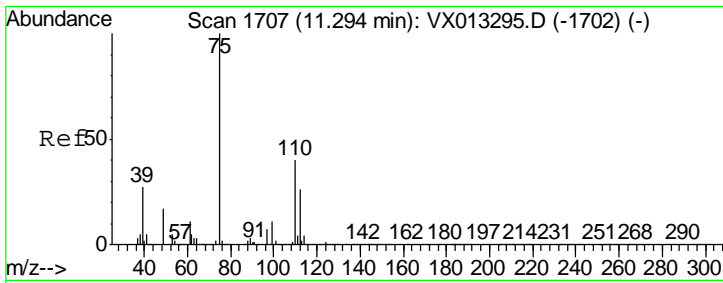
Tgt Ion	Resp	Lower	Upper
43	100		
70	48.9	34.1	51.1
55	64.8	18.9	28.3#
61	23.0	19.2	28.8



#75
 1,1,2,2-Tetrachloroethane
 Concen: 58.567 ug/l
 RT: 11.26 min Scan# 1702
 Delta R.T. -0.00 min
 Lab File: VX013487.D
 Acq: 20 Nov 2019 19:05

Tgt Ion	Resp	Lower	Upper
83	100		
131	9.8	5.1	15.3
85	61.8	32.3	96.8

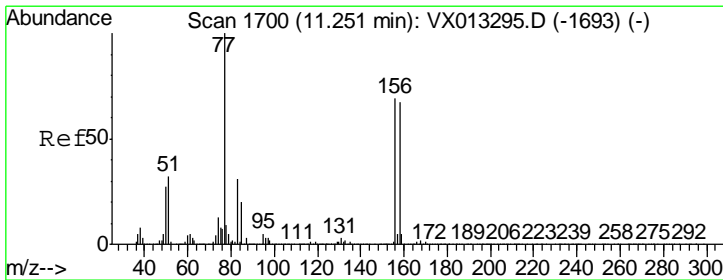
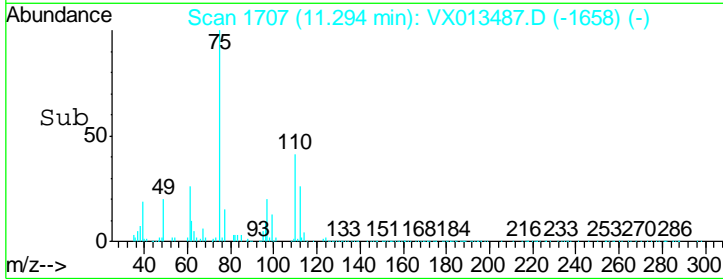
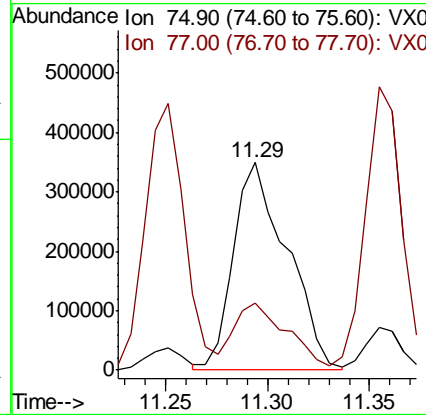
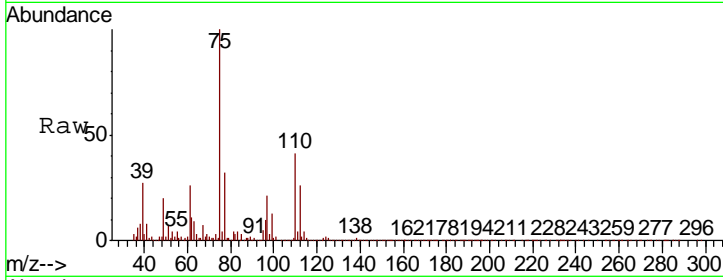




#76
 1,2,3-Trichloropropane
 Concen: 75.087 ug/l
 RT: 11.29 min Scan# 1707
 Delta R.T. -0.00 min
 Lab File: VX013487.D
 Acq: 20 Nov 2019 19:05

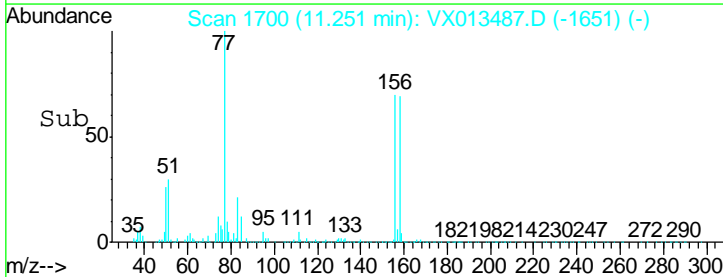
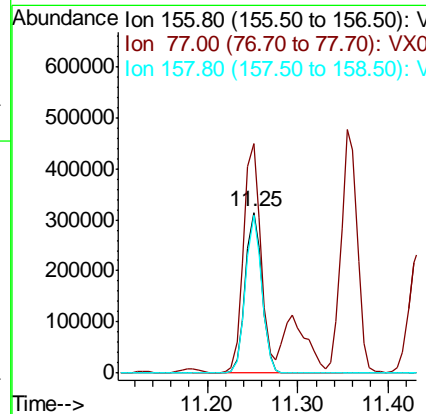
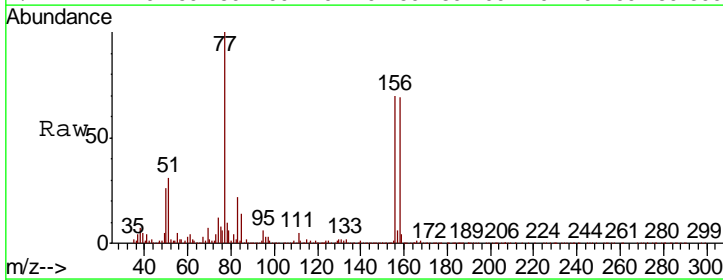
Instrument :
 MSVOA_X
 ClientSampled :
 MW-3MS

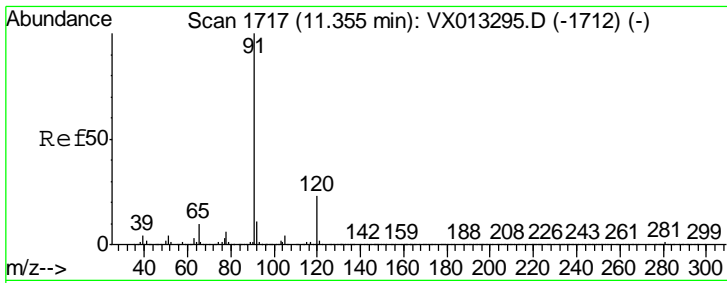
Tgt Ion: 75 Resp: 636659
 Ion Ratio Lower Upper
 75 100
 77 31.5 22.3 66.8



#77
 Bromobenzene
 Concen: 54.457 ug/l
 RT: 11.25 min Scan# 1700
 Delta R.T. -0.00 min
 Lab File: VX013487.D
 Acq: 20 Nov 2019 19:05

Tgt Ion: 156 Resp: 401807
 Ion Ratio Lower Upper
 156 100
 77 147.7 75.8 227.4
 158 96.1 47.6 142.8

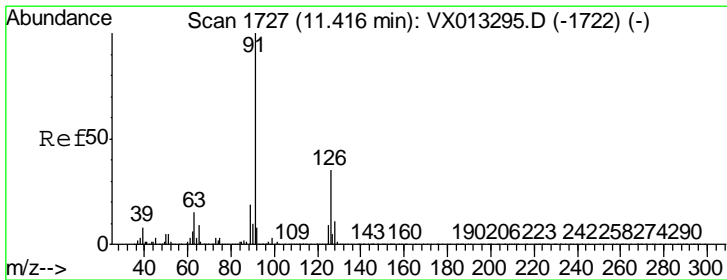
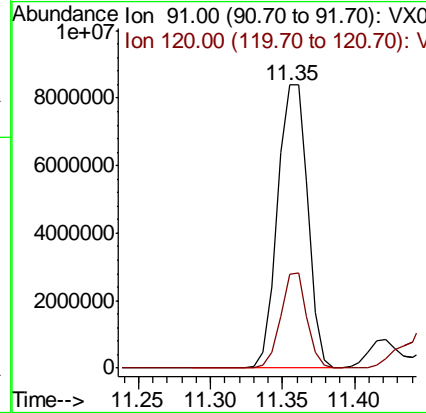
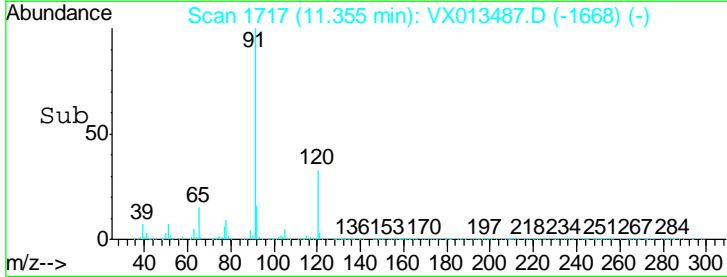
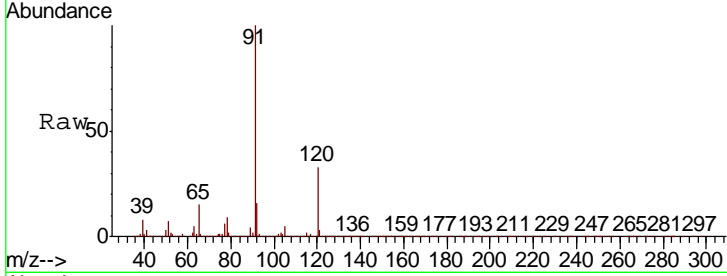




#78
 n-propylbenzene
 Concen: 399.702 ug/l
 RT: 11.35 min Scan# 1717
 Delta R.T. -0.00 min
 Lab File: VX013487.D
 Acq: 20 Nov 2019 19:05

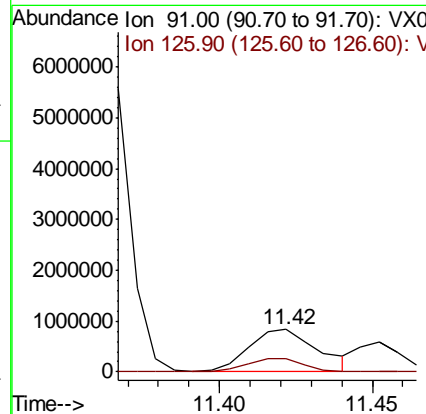
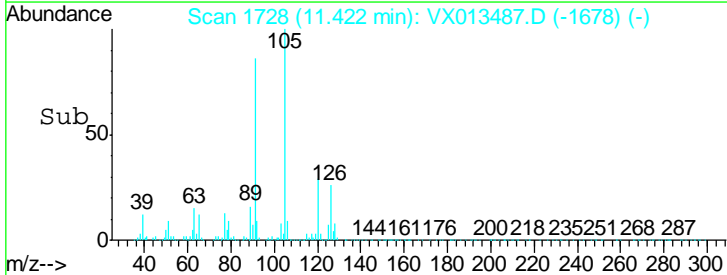
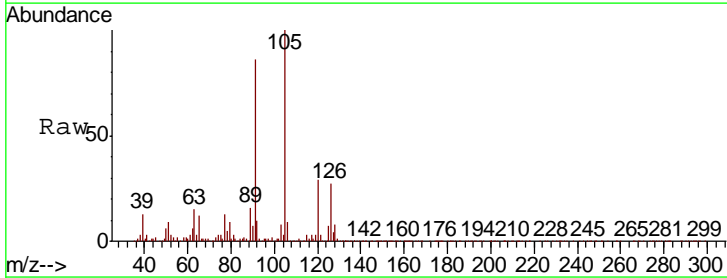
Instrument :
 MSVOA_X
 ClientSampled :
 MW-3MS

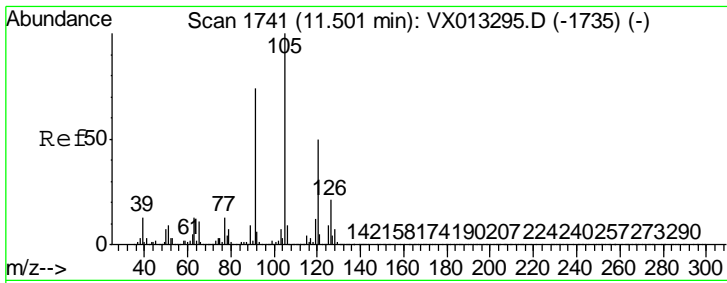
Tgt Ion: 91 Resp:12323294
 Ion Ratio Lower Upper
 91 100
 120 29.0 11.6 34.8



#79
 2-Chlorotoluene
 Concen: 70.514 ug/l
 RT: 11.42 min Scan# 1728
 Delta R.T. 0.01 min
 Lab File: VX013487.D
 Acq: 20 Nov 2019 19:05

Tgt Ion: 91 Resp: 1309841
 Ion Ratio Lower Upper
 91 100
 126 26.1 17.3 52.0

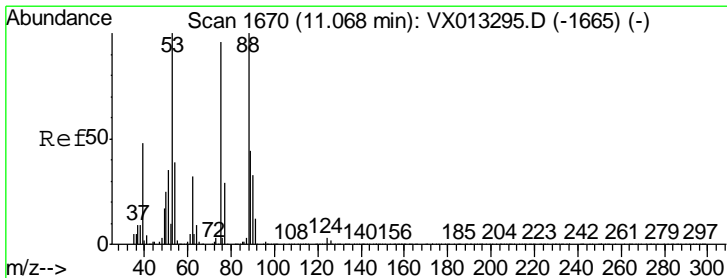
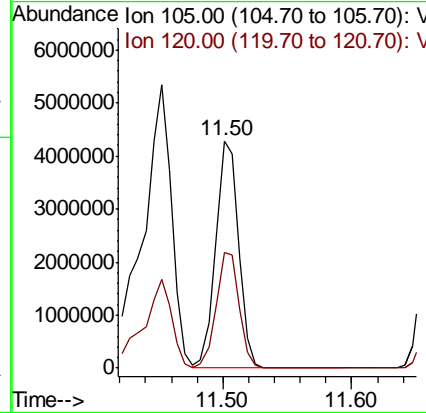
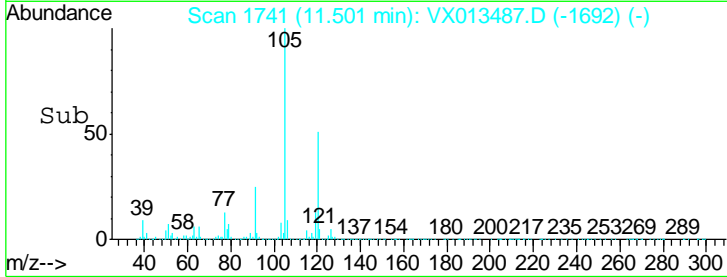
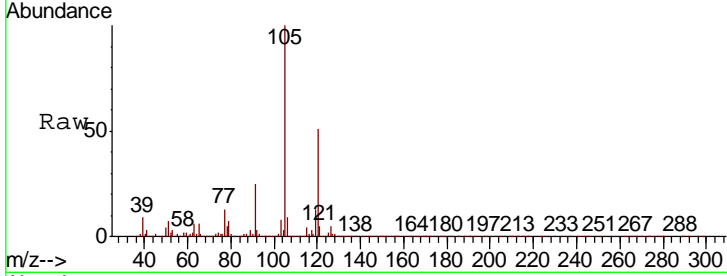




#80
 1,3,5-Trimethylbenzene
 Concen: 232.437 ug/l
 RT: 11.50 min Scan# 1741
 Delta R.T. -0.00 min
 Lab File: VX013487.D
 Acq: 20 Nov 2019 19:05

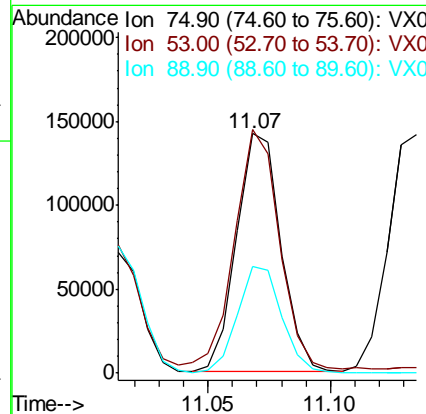
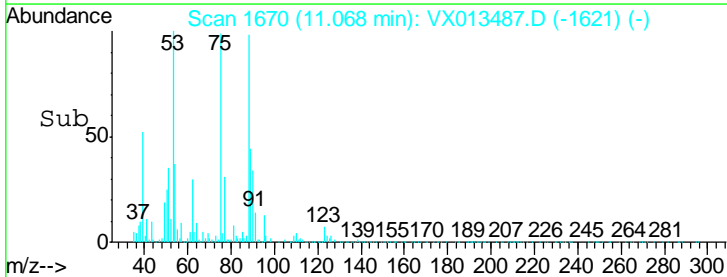
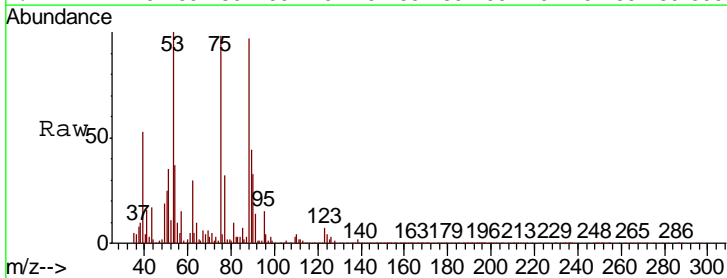
Instrument :
 MSVOA_X
 ClientSampled :
 MW-3MS

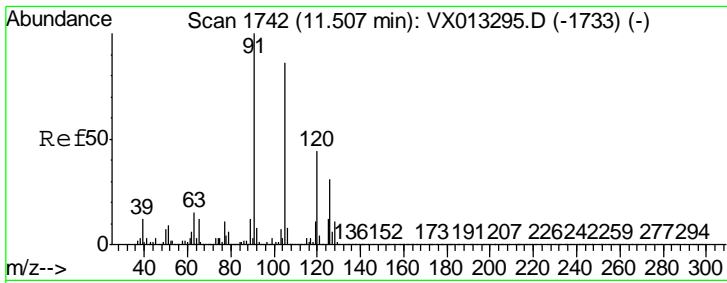
Tgt Ion: 105 Resp: 5358597
 Ion Ratio Lower Upper
 105 100
 120 51.2 24.9 74.8



#81
 trans-1,4-Dichloro-2-butene
 Concen: 54.247 ug/l
 RT: 11.07 min Scan# 1670
 Delta R.T. -0.00 min
 Lab File: VX013487.D
 Acq: 20 Nov 2019 19:05

Tgt Ion: 75 Resp: 178696
 Ion Ratio Lower Upper
 75 100
 53 101.6 81.0 121.6
 89 44.5 36.0 54.0



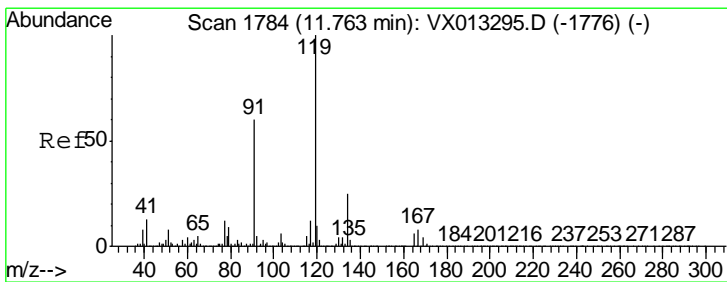
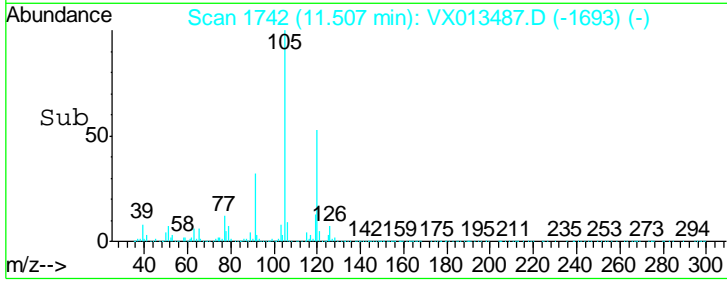
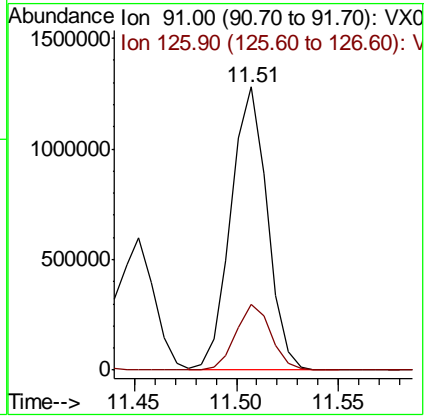
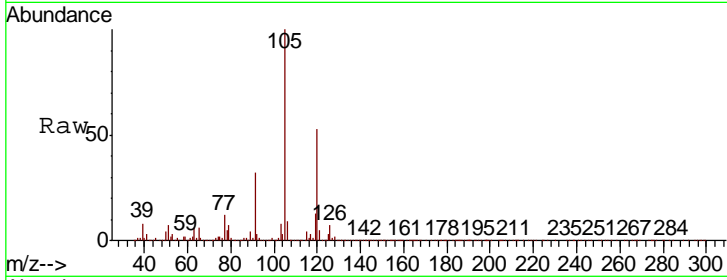


#82
 4-Chlorotoluene
 Concen: 72.177 ug/l
 RT: 11.51 min Scan# 1742
 Delta R.T. -0.00 min
 Lab File: VX013487.D
 Acq: 20 Nov 2019 19:05

Instrument : MSVOA_X
 ClientSampled : MW-3MS

Tgt Ion: 91 Resp: 1569467

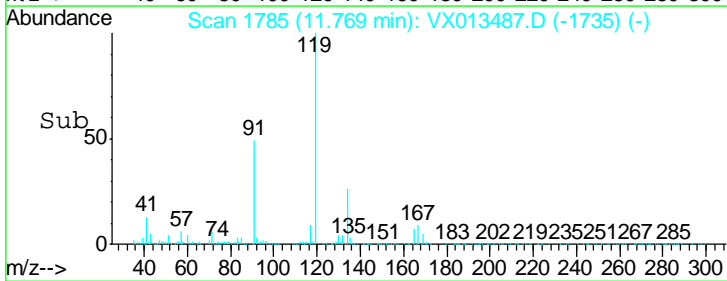
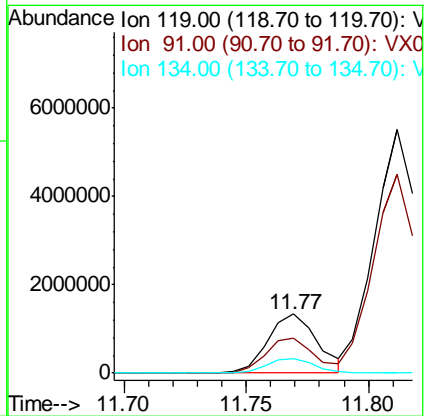
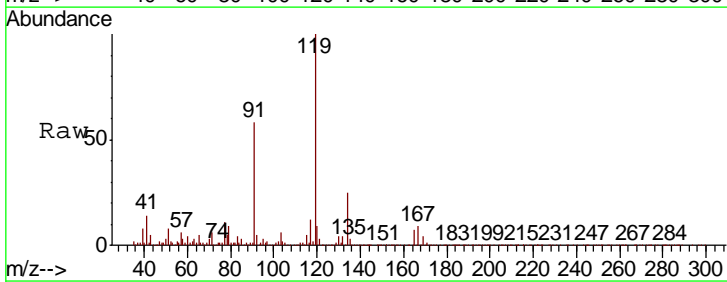
Ion	Ratio	Lower	Upper
91	100		
126	22.6	15.3	45.8

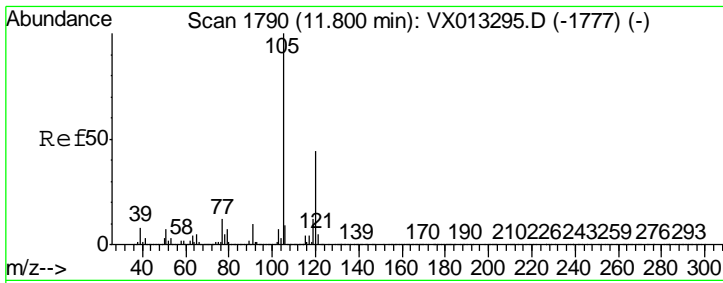


#83
 tert-Butylbenzene
 Concen: 80.022 ug/l
 RT: 11.77 min Scan# 1785
 Delta R.T. 0.01 min
 Lab File: VX013487.D
 Acq: 20 Nov 2019 19:05

Tgt Ion: 119 Resp: 1857074

Ion	Ratio	Lower	Upper
119	100		
91	59.3	26.9	80.7
134	24.0	11.7	35.1



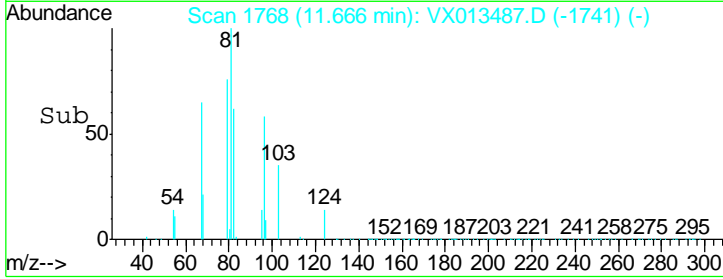
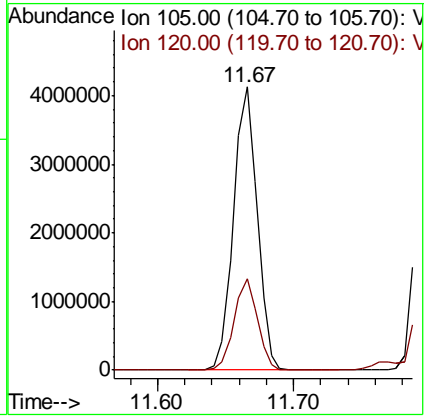
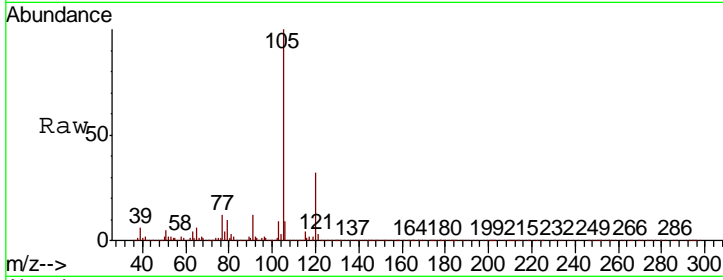


#84
 1,2,4-Trimethylbenzene
 Concen: 215.992 ug/l
 RT: 11.67 min Scan# 1768
 Delta R.T. -0.13 min
 Lab File: VX013487.D
 Acq: 20 Nov 2019 19:05

Instrument : MSVOA_X
 Client Sampled : MW-3MS

Tgt Ion: 105 Resp: 4995136

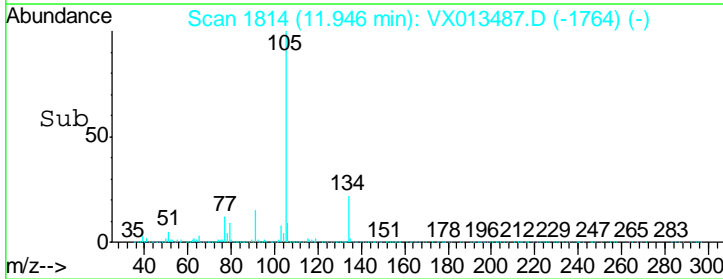
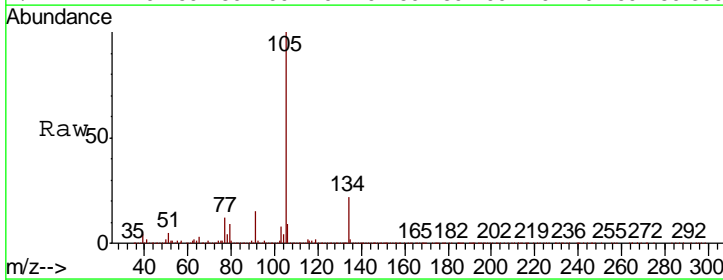
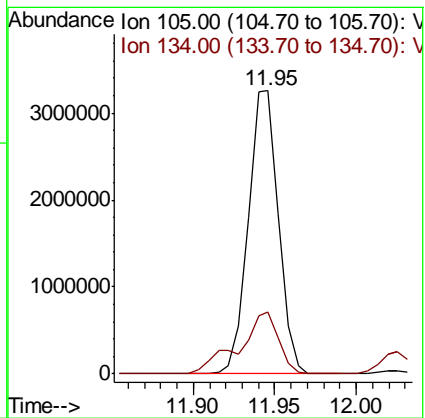
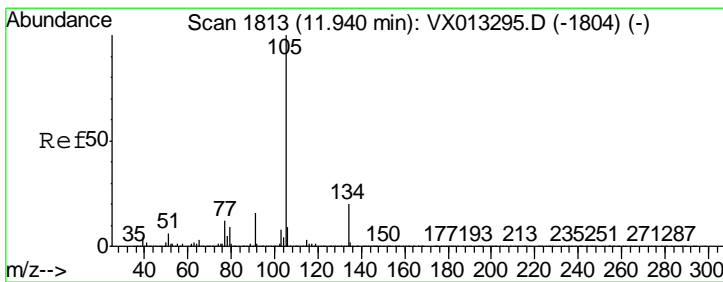
Ion	Ratio	Lower	Upper
105	100		
120	31.6	22.7	68.1

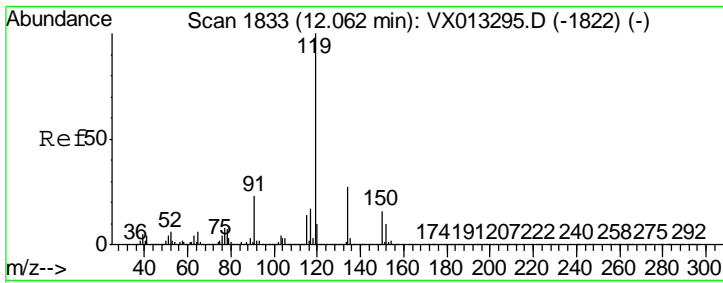


#85
 sec-Butylbenzene
 Concen: 157.207 ug/l
 RT: 11.95 min Scan# 1814
 Delta R.T. 0.01 min
 Lab File: VX013487.D
 Acq: 20 Nov 2019 19:05

Tgt Ion: 105 Resp: 4192985

Ion	Ratio	Lower	Upper
105	100		
134	28.9	10.3	30.9


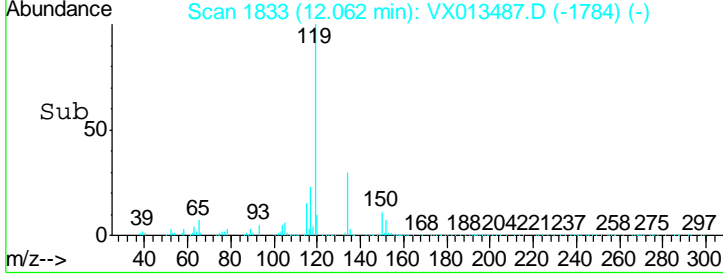
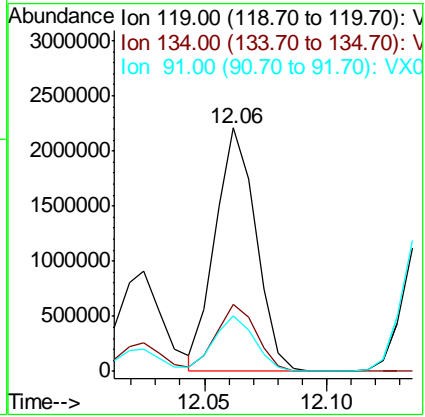
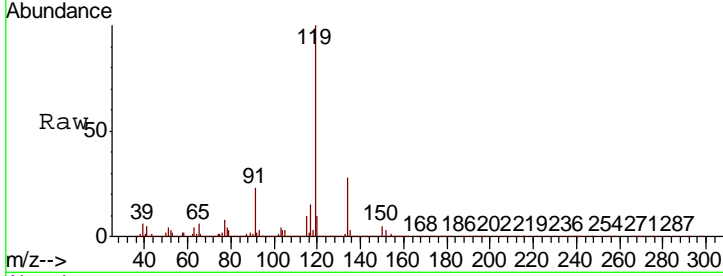




#86
 p-Isopropyltoluene
 Concen: 103.367 ug/l
 RT: 12.06 min Scan# 1833
 Delta R.T. -0.00 min
 Lab File: VX013487.D
 Acq: 20 Nov 2019 19:05

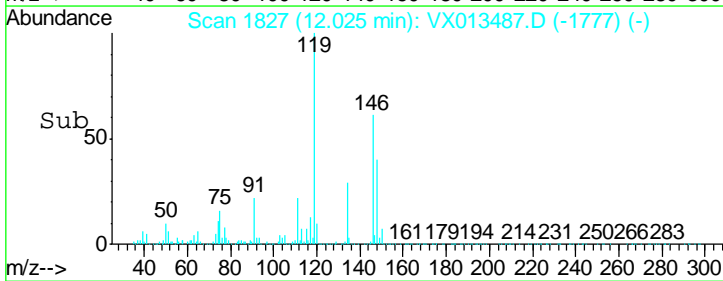
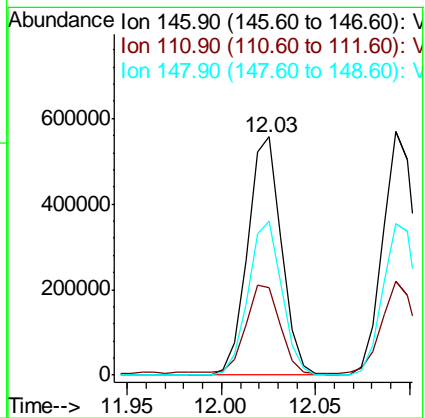
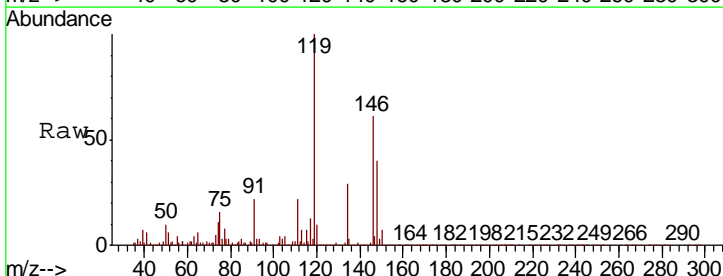
Instrument : MSVOA_X
 ClientSampled : MW-3MS

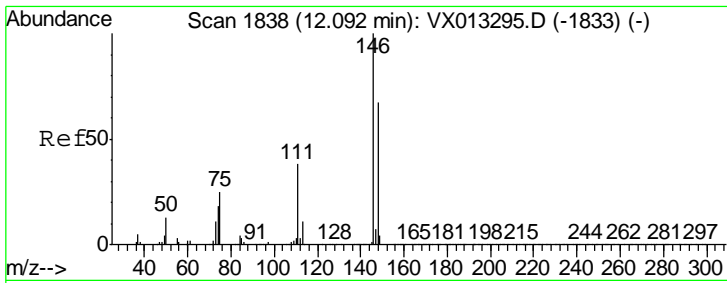
Tgt Ion	Resp	Lower	Upper
119	2538686		
134	27.2	13.3	39.8
91	22.6	11.5	34.4



#87
 1,3-Dichlorobenzene
 Concen: 52.432 ug/l
 RT: 12.03 min Scan# 1827
 Delta R.T. 0.01 min
 Lab File: VX013487.D
 Acq: 20 Nov 2019 19:05

Tgt Ion	Resp	Lower	Upper
146	689600		
111	38.7	18.9	56.5
148	64.7	31.9	95.7

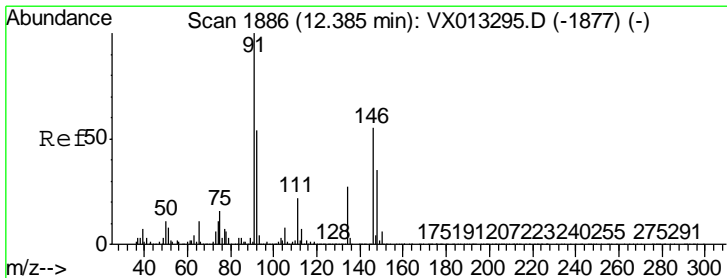
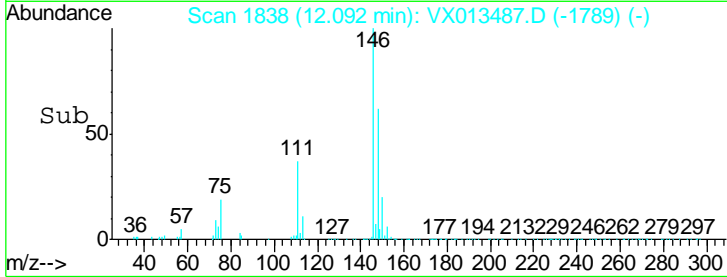
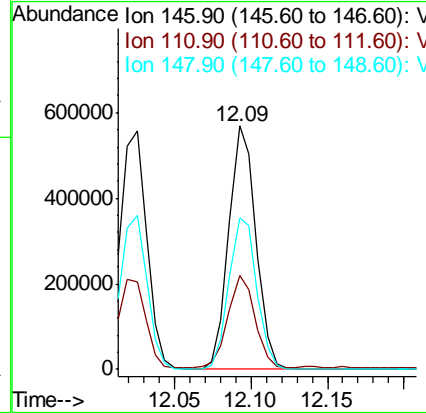
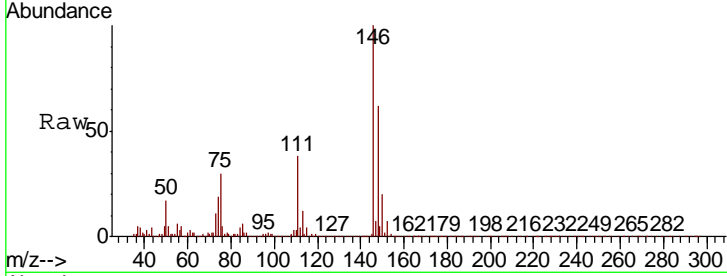




#88
 1,4-Dichlorobenzene
 Concen: 52.119 ug/l
 RT: 12.09 min Scan# 1838
 Delta R.T. -0.00 min
 Lab File: VX013487.D
 Acq: 20 Nov 2019 19:05

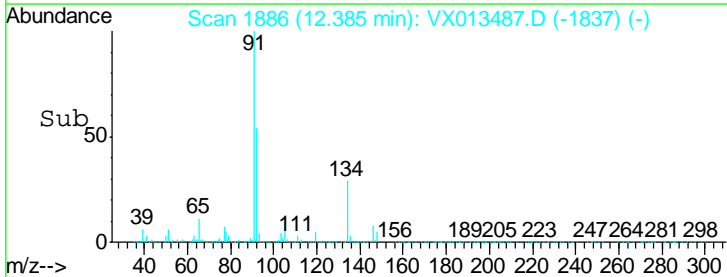
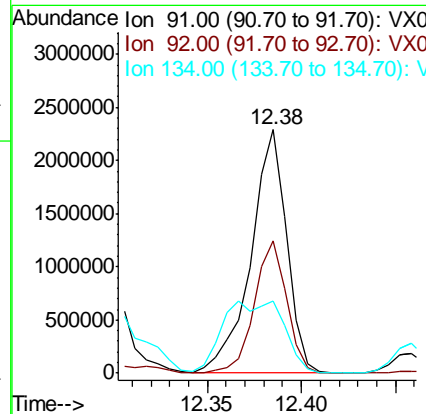
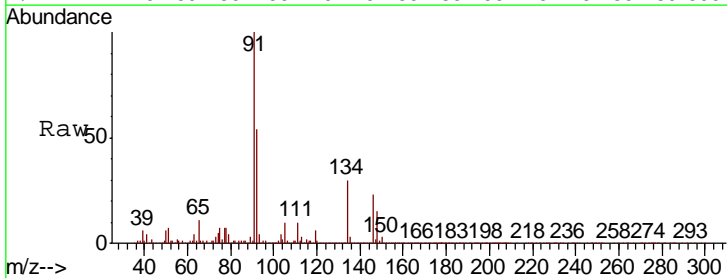
Instrument :
 MSVOA_X
 ClientSampled :
 MW-3MS

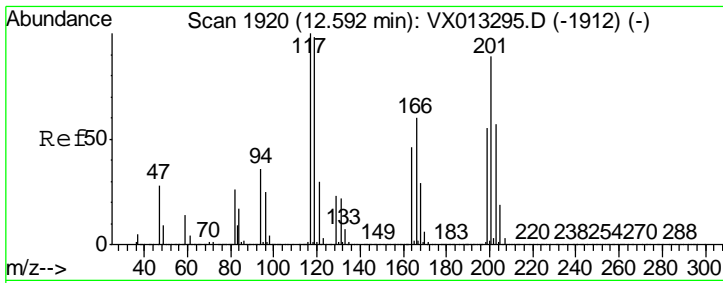
Tgt Ion	Resp	Lower	Upper
146	100		
111	37.5	18.8	56.4
148	64.1	32.4	97.0



#89
 n-Butylbenzene
 Concen: 140.027 ug/l
 RT: 12.38 min Scan# 1886
 Delta R.T. -0.00 min
 Lab File: VX013487.D
 Acq: 20 Nov 2019 19:05

Tgt Ion	Resp	Lower	Upper
91	100		
92	49.1	27.3	81.8
134	50.8	13.5	40.5#

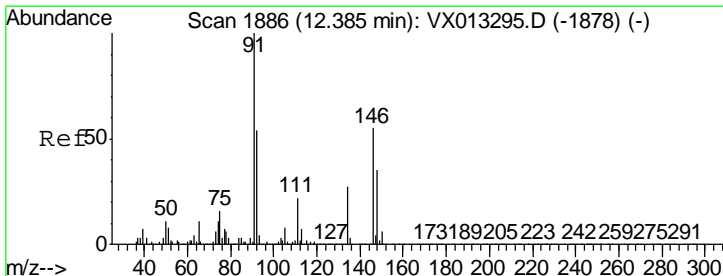
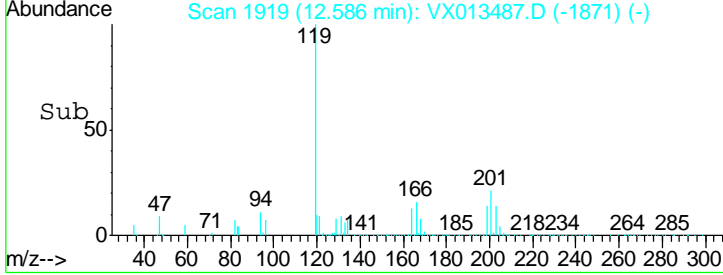
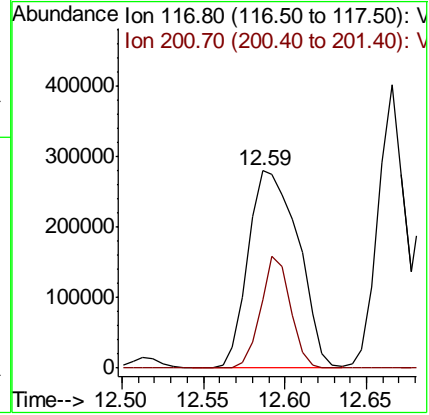
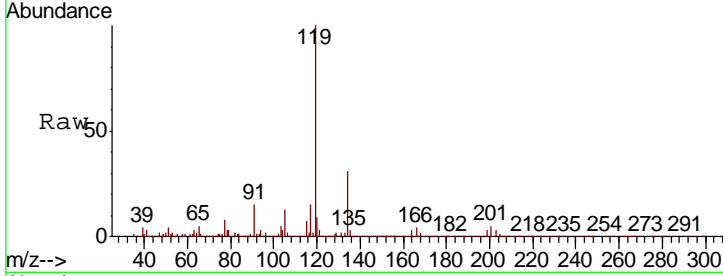




#90
 Hexachloroethane
 Concen: 136.004 ug/l
 RT: 12.59 min Scan# 1919
 Delta R.T. -0.01 min
 Lab File: VX013487.D
 Acq: 20 Nov 2019 19:05

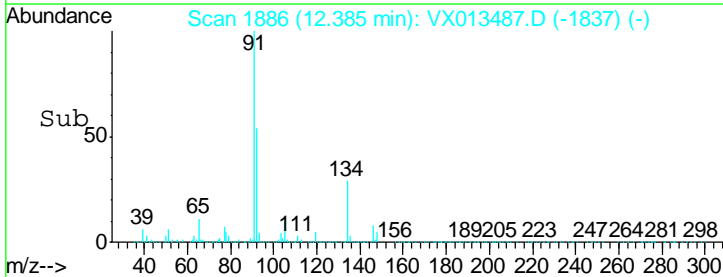
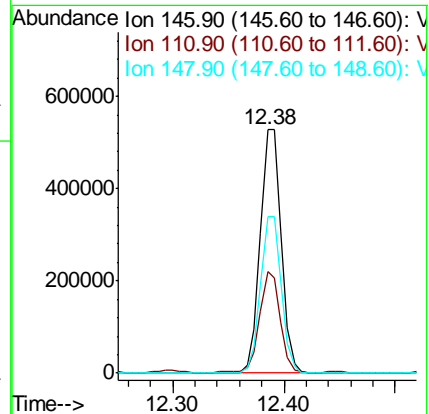
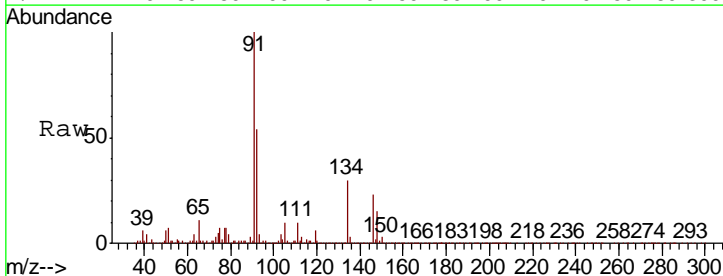
Instrument : MSVOA_X
 ClientSampled : MW-3MS

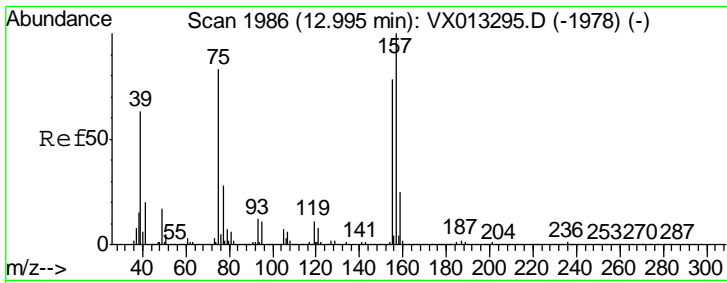
Tgt Ion	Resp	Lower	Upper
117	100		
201	33.8	43.9	131.7#



#91
 1,2-Dichlorobenzene
 Concen: 52.867 ug/l
 RT: 12.38 min Scan# 1886
 Delta R.T. -0.00 min
 Lab File: VX013487.D
 Acq: 20 Nov 2019 19:05

Tgt Ion	Resp	Lower	Upper
146	100		
111	40.4	20.1	60.2
148	64.0	32.0	96.0

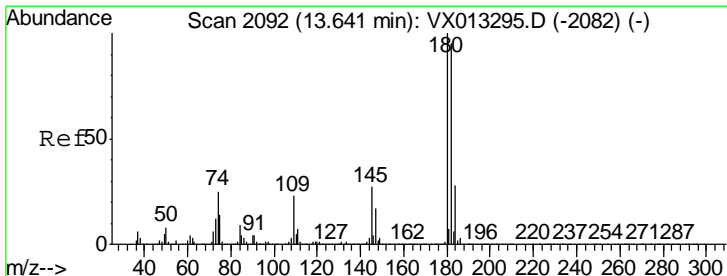
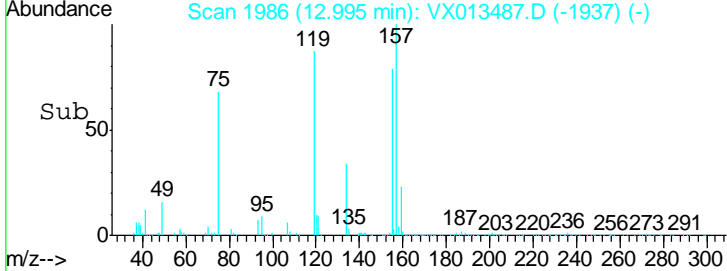
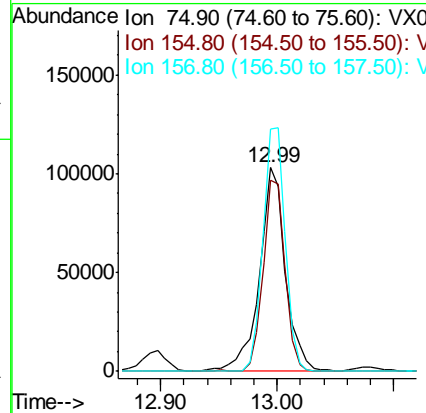
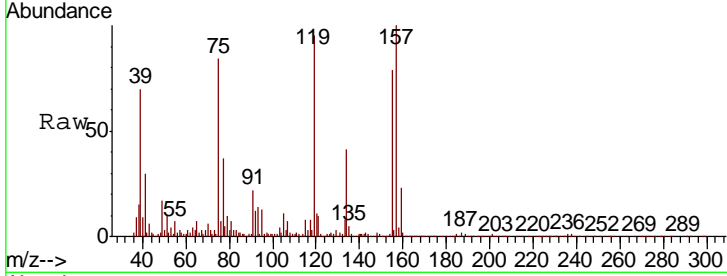




#92
 1,2-Dibromo-3-Chloropropane
 Concen: 64.384 ug/l
 RT: 12.99 min Scan# 1986
 Delta R.T. -0.00 min
 Lab File: VX013487.D
 Acq: 20 Nov 2019 19:05

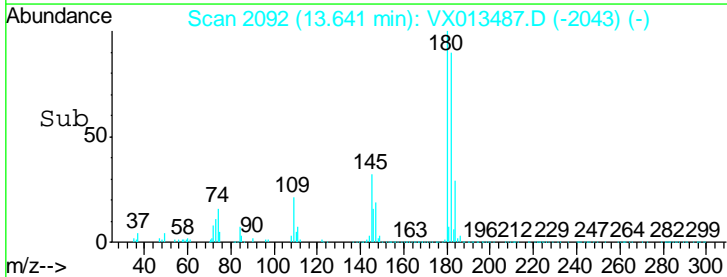
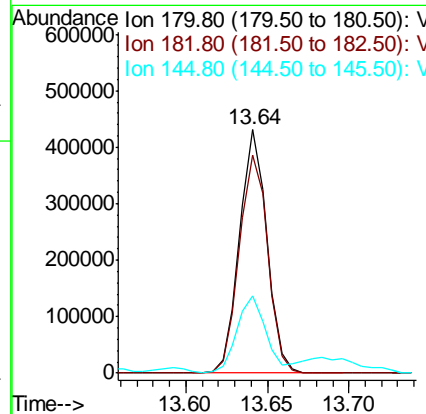
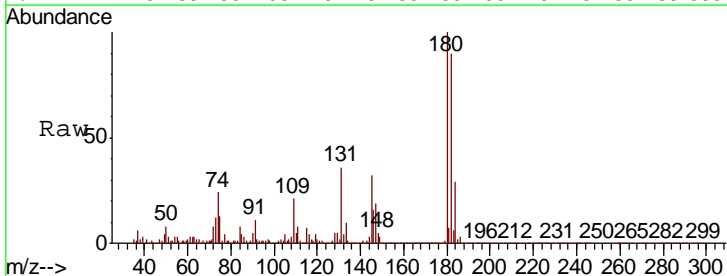
Instrument :
 MSVOA_X
 ClientSampled :
 MW-3MS

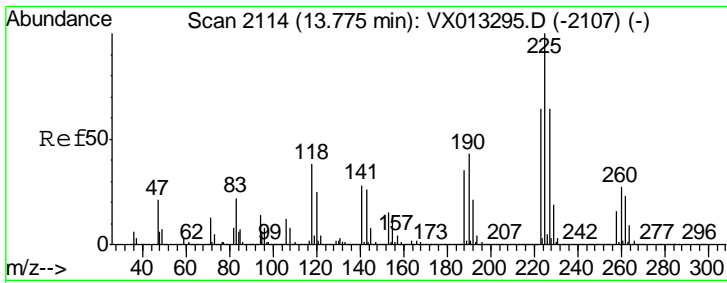
Tgt Ion	Resp	Lower	Upper
75	158384		
75	100		
155	79.7	47.1	141.4
157	103.6	61.3	183.8



#93
 1,2,4-Trichlorobenzene
 Concen: 54.875 ug/l
 RT: 13.64 min Scan# 2092
 Delta R.T. -0.00 min
 Lab File: VX013487.D
 Acq: 20 Nov 2019 19:05

Tgt Ion	Resp	Lower	Upper
180	503239		
180	100		
182	93.4	48.4	145.0
145	34.4	14.1	42.4

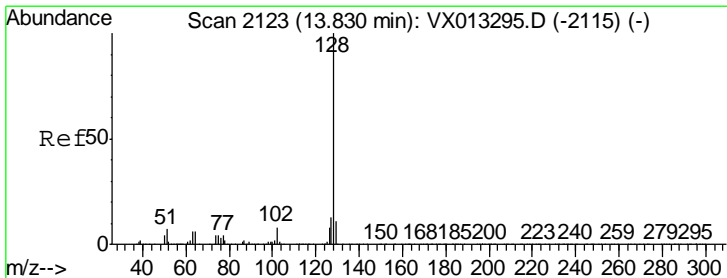
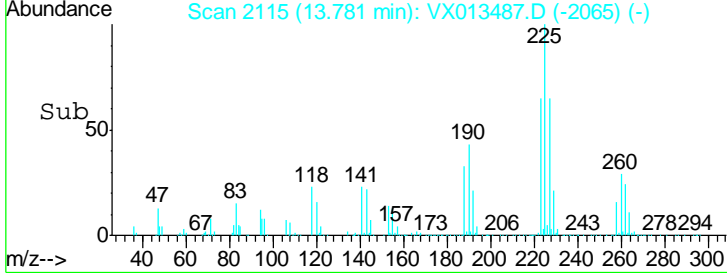
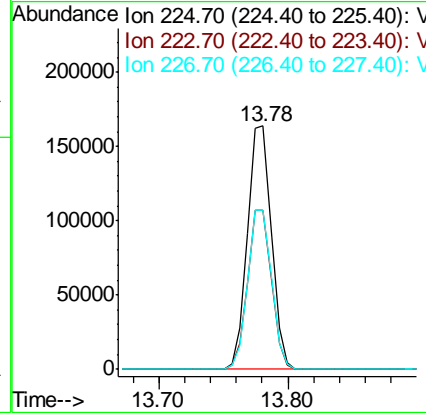
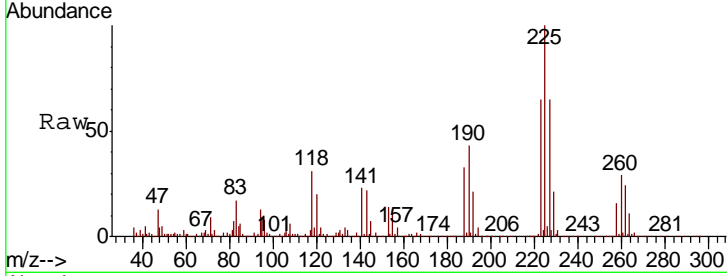




#94
 Hexachlorobutadiene
 Concen: 46.831 ug/l
 RT: 13.78 min Scan# 2115
 Delta R.T. 0.01 min
 Lab File: VX013487.D
 Acq: 20 Nov 2019 19:05

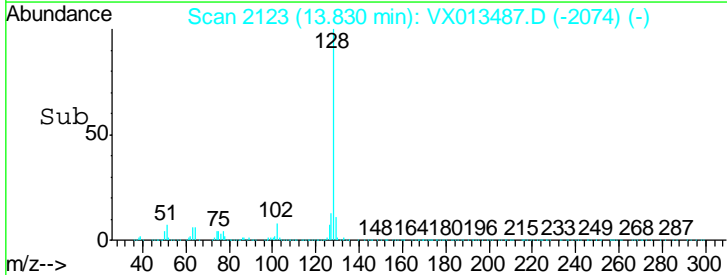
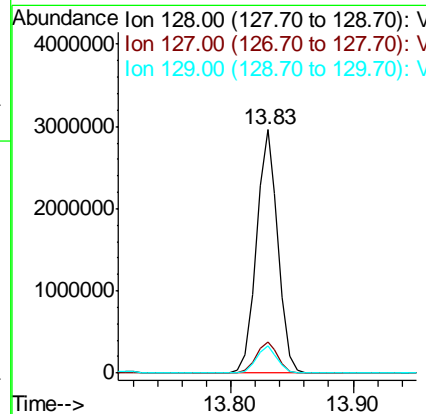
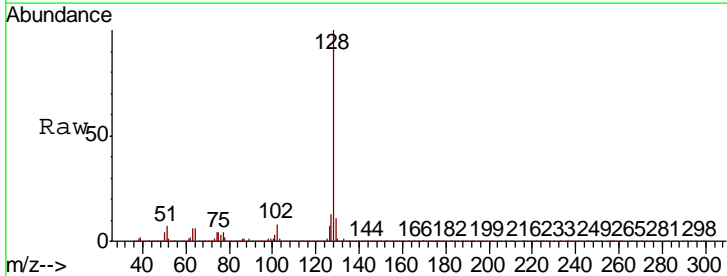
Instrument :
 MSVOA_X
 ClientSampled :
 MW-3MS

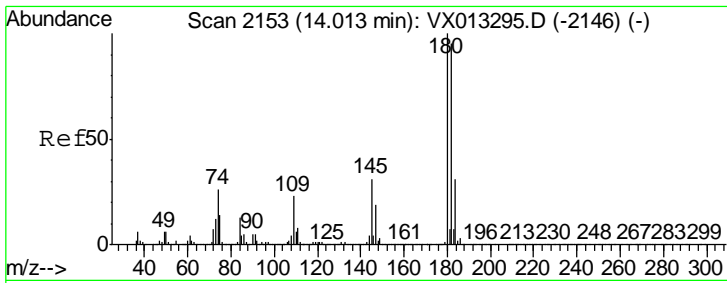
Tgt Ion	Resp	Lower	Upper
225	210112		
223	64.9	31.9	95.7
227	65.2	31.9	95.9



#95
 Naphthalene
 Concen: 124.991 ug/l
 RT: 13.83 min Scan# 2123
 Delta R.T. -0.00 min
 Lab File: VX013487.D
 Acq: 20 Nov 2019 19:05

Tgt Ion	Resp	Lower	Upper
128	3596316		
127	13.0	10.2	15.2
129	11.1	8.5	12.7





#96
 1,2,3-Trichlorobenzene
 Concen: 54.111 ug/l
 RT: 14.01 min Scan# 2153
 Delta R.T. -0.00 min
 Lab File: VX013487.D
 Acq: 20 Nov 2019 19:05

Instrument :
 MSVOA_X
 ClientSampled :
 MW-3MS

Tot Ion	180	Resp	497652
Ion Ratio	Lower	Upper	
180	100		
182	95.2	48.0	144.2
145	33.0	15.4	46.4

