LSC Area Percent Report

Data Path : Z:\voasrv\HPCHEM1\MSVOA_X\Data\VX121021\
Data File : VX025715.D
Acq On : 10 Dec 2021 20:44
Operator : JC/MD
Sample : M4981-07
Misc : 5.0mL/MSVOA_X/WATER
ALS Vial : 25 Sample Multiplier: 1

Instrument :
MSVOA_X
ClientSampleId :
C0CN5

Integration Parameters: LSCINT.P
Integrator: RTE
Smoothing : OFF Filtering: 5
Sampling : 1 Min Area: 0 % of largest Peak
Start Thrs: 0.2 Max Peaks: 100
Stop Thrs : 0 Peak Location: TOP

If leading or trailing edge < 100 prefer < Baseline drop else tangent >
Peak separation: 5

Method : Z:\voasrv\HPCHEM1\MSVOA_X\Method\SFAMXLM112221WMA.M
Title : VOC Analysis

Signal : TIC: VX025715.D\data.ms

peak #	R.T. min	first scan	max scan	last scan	PK TY	peak height	corr. area	corr. % max.	% of total
1	1.368	43	46	53	rVB	47580	47375	13.92%	1.768%
2	1.666	91	95	103	rBV	36150	48517	14.25%	1.811%
3	2.306	194	200	210	rVB	73062	118670	34.87%	4.430%
4	2.434	220	221	224	rBV	267	211	0.06%	0.008%
5	2.812	282	283	286	rBV2	334	436	0.13%	0.016%
6	2.898	295	297	298	rBV	400	330	0.10%	0.012%
7	2.940	301	304	310	rVV3	384	901	0.26%	0.034%
8	3.142	335	337	340	rVB	240	202	0.06%	0.008%
9	3.300	361	363	367	rVB	229	292	0.09%	0.011%
10	3.355	369	372	374	rBV	346	436	0.13%	0.016%
11	3.532	398	401	402	rBV	200	213	0.06%	0.008%
12	3.575	405	408	411	rBV	261	315	0.09%	0.012%
13	3.696	424	428	429	rVB2	333	311	0.09%	0.012%
14	3.934	464	467	469	rBV	274	334	0.10%	0.012%
15	4.227	513	515	516	rBV	223	206	0.06%	0.008%
16	4.282	522	524	526	rBV	219	222	0.07%	0.008%
17	4.306	526	528	530	rVB	334	201	0.06%	0.008%
18	4.458	540	553	568	rBV	27383	77275	22.70%	2.884%
19	4.830	612	614	615	rBV	253	216	0.06%	0.008%
20	4.983	636	639	640	rBV	242	200	0.06%	0.007%
21	5.062	640	652	667	rVV	44957	140268	41.21%	5.236%
22	5.519	725	727	728	rBV2	373	258	0.08%	0.010%
23	5.727	759	761	763	rVB	423	312	0.09%	0.012%
24	5.751	763	765	767	rBV2	340	390	0.11%	0.015%
25	5.788	769	771	773	rVV	294	322	0.09%	0.012%
26	5.830	777	778	783	rBV	269	374	0.11%	0.014%
27	5.977	789	802	816	rBV2	114758	340359	100.00%	12.705%
28	6.294	850	854	856	rBV	266	342	0.10%	0.013%
29	6.617	906	907	909	rBV2	251	263	0.08%	0.010%
30	6.763	923	931	945	rVB	92546	221400	65.05%	8.264%
31	6.989	965	968	969	rVB	335	252	0.07%	0.009%
32	7.117	983	989	995	rVB4	2048	4406	1.29%	0.164%
33	7.312	1013	1021	1031	rBV	71203	153412	45.07%	5.726%
34	7.452	1041	1044	1045	rBV	217	300	0.09%	0.011%
35	7.763	1092	1095	1096	rBV	220	224	0.07%	0.008%
36	7.805	1099	1102	1106	rBV2	322	464	0.14%	0.017%

Data Path : Z:\voasrv\HPCHEM1\MSVOA_X\Data\VX121021\
Data File : VX025715.D
Acq On : 10 Dec 2021 20:44
Operator : JC/MD
Sample : M4981-07
Misc : 5.0mL/MSVOA_X/WATER
ALS Vial : 25 Sample Multiplier: 1

Instrument :
MSVOA_X
ClientSampleId :
C0CN5

Integration Parameters: LSCINT.P
Integrator: RTE
Smoothing : OFF Filtering: 5
Sampling : 1 Min Area: 0 % of largest Peak
Start Thrs: 0.2 Max Peaks: 100
Stop Thrs : 0 Peak Location: TOP

If leading or trailing edge < 100 prefer < Baseline drop else tangent >
Peak separation: 5

Method : Z:\voasrv\HPCHEM1\MSVOA_X\Method\SFAMXLM112221WMA.M
Title : VOC Analysis

37	7.940	1121	1124	1126	rBV2	307	324	0.10%	0.012%
38	7.988	1130	1132	1133	rBV	306	254	0.07%	0.009%
39	8.177	1161	1163	1164	rVB	443	277	0.08%	0.010%
40	8.202	1164	1167	1169	rBV2	193	223	0.07%	0.008%
41	8.257	1174	1176	1178	rVB	317	245	0.07%	0.009%
42	8.330	1182	1188	1198	rVB	50768	80667	23.70%	3.011%
43	8.513	1217	1218	1221	rVB2	481	377	0.11%	0.014%
44	8.574	1226	1228	1230	rBV2	259	273	0.08%	0.010%
45	8.653	1234	1241	1248	rBV	181388	279321	82.07%	10.426%
46	8.720	1250	1252	1257	rVB	2199	2674	0.79%	0.100%
47	8.805	1264	1266	1268	rBV	288	291	0.09%	0.011%
48	8.952	1285	1290	1298	rBV	35948	51417	15.11%	1.919%
49	9.159	1320	1324	1328	rVB2	219	348	0.10%	0.013%
50	9.202	1328	1331	1332	rBV	226	228	0.07%	0.009%
51	9.384	1356	1361	1374	rBV	113120	168397	49.48%	6.286%
52	9.653	1402	1405	1408	rBV	354	479	0.14%	0.018%
53	9.811	1428	1431	1434	rBV	322	378	0.11%	0.014%
54	9.842	1434	1436	1439	rVB	198	239	0.07%	0.009%
55	9.970	1456	1457	1458	rBV	488	280	0.08%	0.010%
56	10.055	1466	1471	1478	rBV	203019	271066	79.64%	10.118%
57	10.293	1509	1510	1512	rBV2	236	234	0.07%	0.009%
58	10.342	1515	1518	1521	rBV	254	350	0.10%	0.013%
59	10.384	1523	1525	1527	rBV	293	295	0.09%	0.011%
60	10.512	1543	1546	1547	rBV	367	387	0.11%	0.014%
61	10.970	1617	1621	1624	rBV	305	335	0.10%	0.013%
62	11.122	1642	1646	1651	rBV3	802	1148	0.34%	0.043%
63	11.195	1653	1658	1666	rVB	133180	168094	49.39%	6.274%
64	11.408	1689	1693	1695	rVB2	205	252	0.07%	0.009%
65	11.445	1695	1699	1703	rBV	244	325	0.10%	0.012%
66	11.537	1710	1714	1717	rBV	243	392	0.12%	0.015%
67	11.744	1747	1748	1753	rVB2	640	730	0.21%	0.027%
68	11.933	1776	1779	1785	rVB4	546	811	0.24%	0.030%
69	12.024	1789	1794	1803	rVV	192866	241533	70.96%	9.016%
70	12.116	1807	1809	1812	rVV2	365	504	0.15%	0.019%
71	12.152	1812	1815	1820	rVB4	801	1063	0.31%	0.040%
72	12.323	1837	1843	1852	rBV	187023	235948	69.32%	8.807%
73	12.420	1858	1859	1864	rBV3	304	398	0.12%	0.015%
74	12.488	1867	1870	1871	rBV	328	322	0.09%	0.012%
75	12.762	1913	1915	1917	rBV2	220	240	0.07%	0.009%
76	12.847	1927	1929	1931	rBV	329	286	0.08%	0.011%

LSC Area Percent Report

Data Path : Z:\voasrv\HPCHEM1\MSVOA_X\Data\VX121021\
Data File : VX025715.D
Acq On : 10 Dec 2021 20:44
Operator : JC/MD
Sample : M4981-07
Misc : 5.0mL/MSVOA_X/WATER
ALS Vial : 25 Sample Multiplier: 1

Instrument :
MSVOA_X
ClientSampleId :
C0CN5

Integration Parameters: LSCINT.P
Integrator: RTE
Smoothing : OFF Filtering: 5
Sampling : 1 Min Area: 0 % of largest Peak
Start Thrs: 0.2 Max Peaks: 100
Stop Thrs : 0 Peak Location: TOP

If leading or trailing edge < 100 prefer < Baseline drop else tangent >
Peak separation: 5

Method : Z:\voasrv\HPCHEM1\MSVOA_X\Method\SFAMXLM112221WMA.M
Title : VOC Analysis

77	13.219	1987	1990	1993	rBV	328	445	0.13%	0.017%
78	13.292	2000	2002	2004	rBV	330	269	0.08%	0.010%
79	13.335	2008	2009	2012	rVV2	268	230	0.07%	0.009%
80	13.365	2012	2014	2016	rVV	336	268	0.08%	0.010%
81	13.414	2020	2022	2024	rVB	314	251	0.07%	0.009%
82	13.524	2038	2040	2043	rVB2	192	236	0.07%	0.009%
83	13.634	2057	2058	2063	rBV2	267	422	0.12%	0.016%
84	14.030	2120	2123	2125	rBV	238	316	0.09%	0.012%
85	14.079	2129	2131	2133	rVB	267	231	0.07%	0.009%
86	14.365	2176	2178	2179	rBV	333	251	0.07%	0.009%
87	14.481	2194	2197	2201	rVB2	316	426	0.13%	0.016%
88	14.579	2210	2213	2215	rBV	361	337	0.10%	0.013%
89	14.652	2222	2225	2228	rBV2	173	286	0.08%	0.011%
90	14.883	2261	2263	2267	rBV	223	323	0.09%	0.012%
91	14.926	2268	2270	2273	rVB	342	250	0.07%	0.009%
92	14.969	2273	2277	2278	rBV2	293	303	0.09%	0.011%
93	15.109	2297	2300	2301	rBV2	341	400	0.12%	0.015%
94	15.731	2400	2402	2405	rBV2	308	366	0.11%	0.014%
95	15.932	2433	2435	2440	rBV3	238	341	0.10%	0.013%
96	16.127	2464	2467	2468	rBV2	397	327	0.10%	0.012%
97	16.158	2470	2472	2474	rVV	314	223	0.07%	0.008%
98	16.182	2474	2476	2477	rVV	337	213	0.06%	0.008%
99	16.371	2506	2507	2512	rVB3	315	379	0.11%	0.014%
100	16.597	2542	2544	2549	rVB3	288	309	0.09%	0.012%

Sum of corrected areas: 2679016

Data Path : Z:\voasrv\HPCHEM1\MSVOA_X\Data\VX121021\
Data File : VX025715.D
Acq On : 10 Dec 2021 20:44
Operator : JC/MD
Sample : M4981-07
Misc : 5.0mL/MSVOA_X/WATER
ALS Vial : 25 Sample Multiplier: 1

Instrument :
MSVOA_X
ClientSampleId :
C0CN5

Quant Method : Z:\voasrv\HPCHEM1\MSVOA_X\Method\SFAMXLM112221WMA.M
Quant Title : VOC Analysis

TIC Library : C:\Database\NIST20.L
TIC Integration Parameters: LSCINT.P

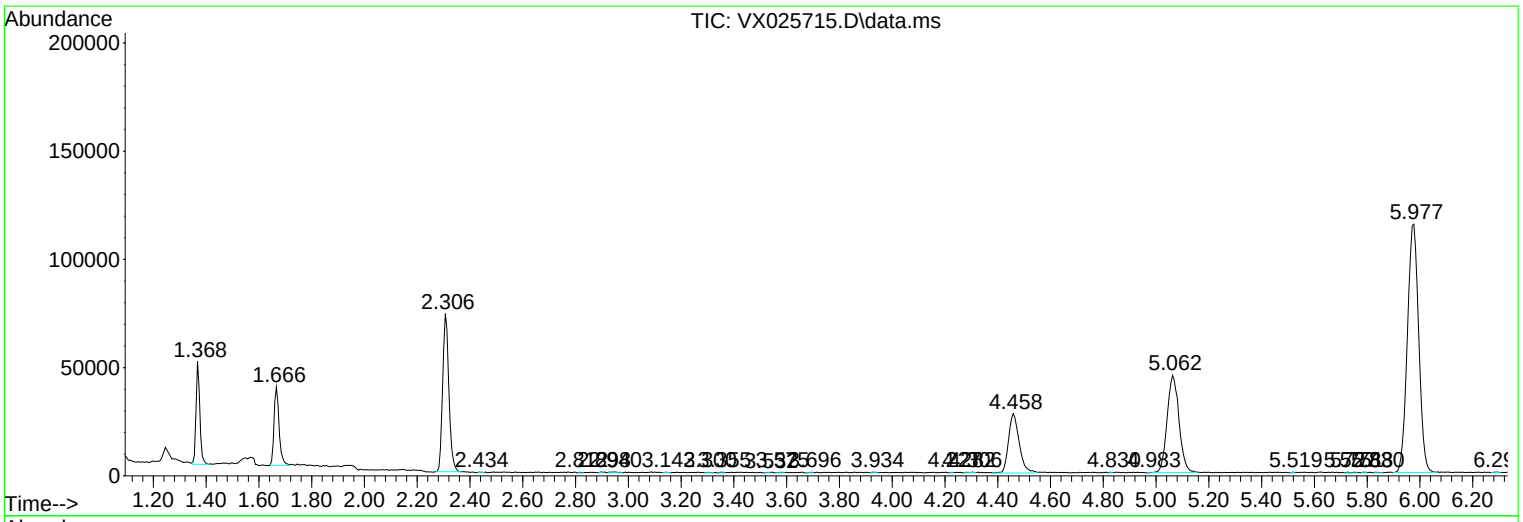

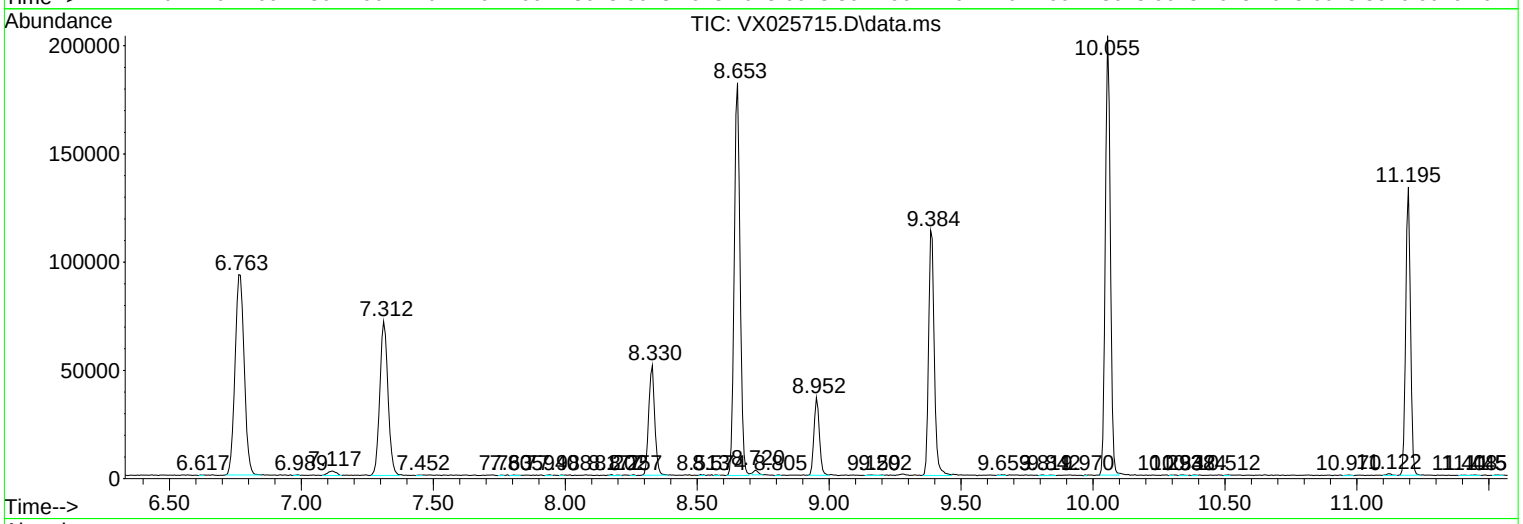

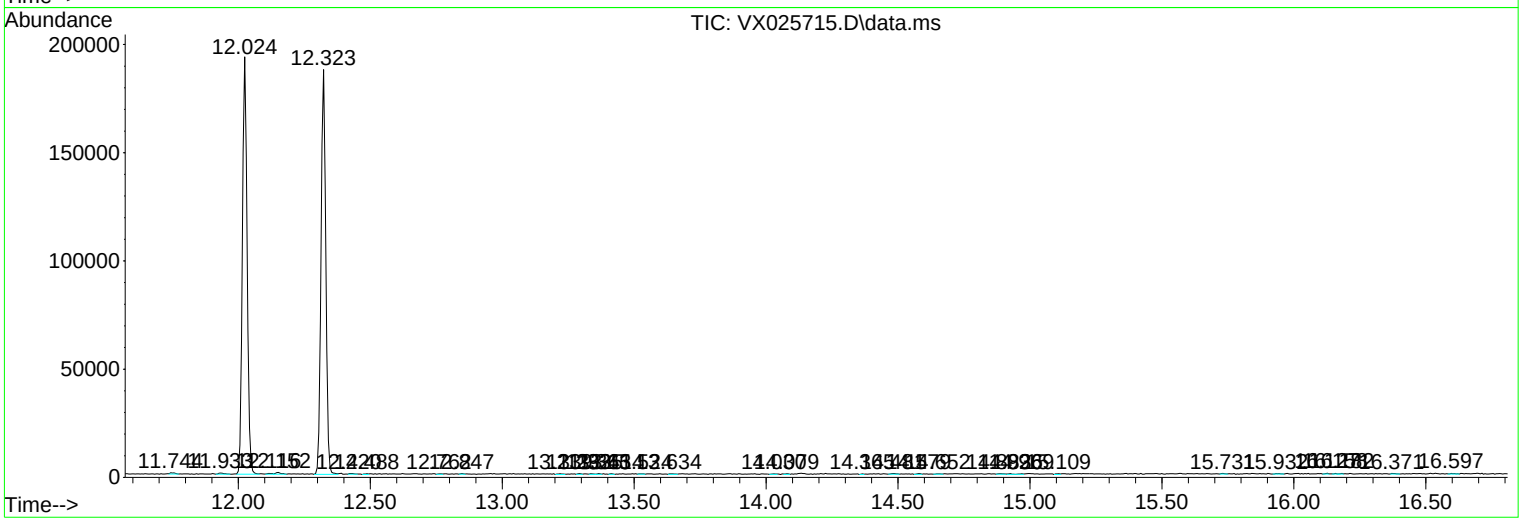

Library Search Compound Report

Data Path : Z:\voasrv\HPCHEM1\MSVOA_X\Data\VX121021\
Data File : VX025715.D
Acq On : 10 Dec 2021 20:44
Operator : JC/MD
Sample : M4981-07
Misc : 5.0mL/MSVOA_X/WATER
ALS Vial : 25 Sample Multiplier: 1

Instrument :
MSVOA_X
ClientSampleId :
C0CN5

Quant Method : Z:\voasrv\HPCHEM1\MSVOA_X\Method\SFAMXLM112221WMA.M
Quant Title : VOC Analysis

TIC Library : C:\Database\NIST20.L
TIC Integration Parameters: LSCINT.P

No Library Search Compounds Detected

****

Tentatively Identified Compound (LSC) summary

Data Path : Z:\voasrv\HPCHEM1\MSVOA_X\Data\VX121021\
Data File : VX025715.D
Acq On : 10 Dec 2021 20:44
Operator : JC/MD
Sample : M4981-07
Misc : 5.0mL/MSVOA_X/WATER
ALS Vial : 25 Sample Multiplier: 1

Instrument :
MSVOA_X
ClientSampleId :
C0CN5

Quant Method : Z:\voasrv\HPCHEM1\MSVOA_X\Method\SFAMXLM112221WMA.M
Quant Title : VOC Analysis

TIC Library : C:\Database\NIST20.L
TIC Integration Parameters: LSCINT.P

					|--Internal Standard---|			
TIC Top Hit name	RT	EstConc	Units	Response	#	RT	Resp	Conc