

Data Path : W:\HPCHEM1\MSVOA X\DATA\VX041618\
 Data File : VX000924.D
 Acq On : 16 Apr 2018 17:32
 Operator : JC/MD
 Sample : J2260-02
 Misc : 7.48µ/10mL/100uL/5mL/MSVOA_X/MEOH
 ALS Vial : 13 Sample Multiplier: 1

Instrument :
 MSVOA_X
 ClientSampled :

Quant Time: Apr 17 02:35:19 2018
 Quant Method : W:\HPCHEM1\MSVOA_X\METHOD\82X041018W.M
 Quant Title : SW846 8260
 QLast Update : Tue Apr 10 15:49:28 2018
 Response via : Initial Calibration

Internal Standards	R.T.	QIon	Response	Conc	Units	Dev(Min)
1) Pentafluorobenzene	5.67	168	240984	50.00	µg/l	0.00
34) 1,4-Difluorobenzene	6.87	114	329709	50.00	µg/l	0.00
63) Chlorobenzene-d5	10.12	117	310043	50.00	µg/l	0.00
72) 1,4-Dichlorobenzene-d4	12.09	152	207421	50.00	µg/l	0.00

System Monitoring Compounds

33) 1,2-Dichloroethane-d4	6.07	65	142794	46.99	µg/l	0.00
Spiked Amount	50.000		Recovery	=	93.98%	
35) Dibromofluoromethane	5.51	113	110960	43.68	µg/l	0.00
Spiked Amount	50.000		Recovery	=	87.36%	
50) Toluene-d8	8.72	98	461157	48.76	µg/l	0.00
Spiked Amount	50.000		Recovery	=	97.52%	
62) 4-Bromofluorobenzene	11.15	95	186008	47.53	µg/l	0.00
Spiked Amount	50.000		Recovery	=	95.06%	

Target Compounds

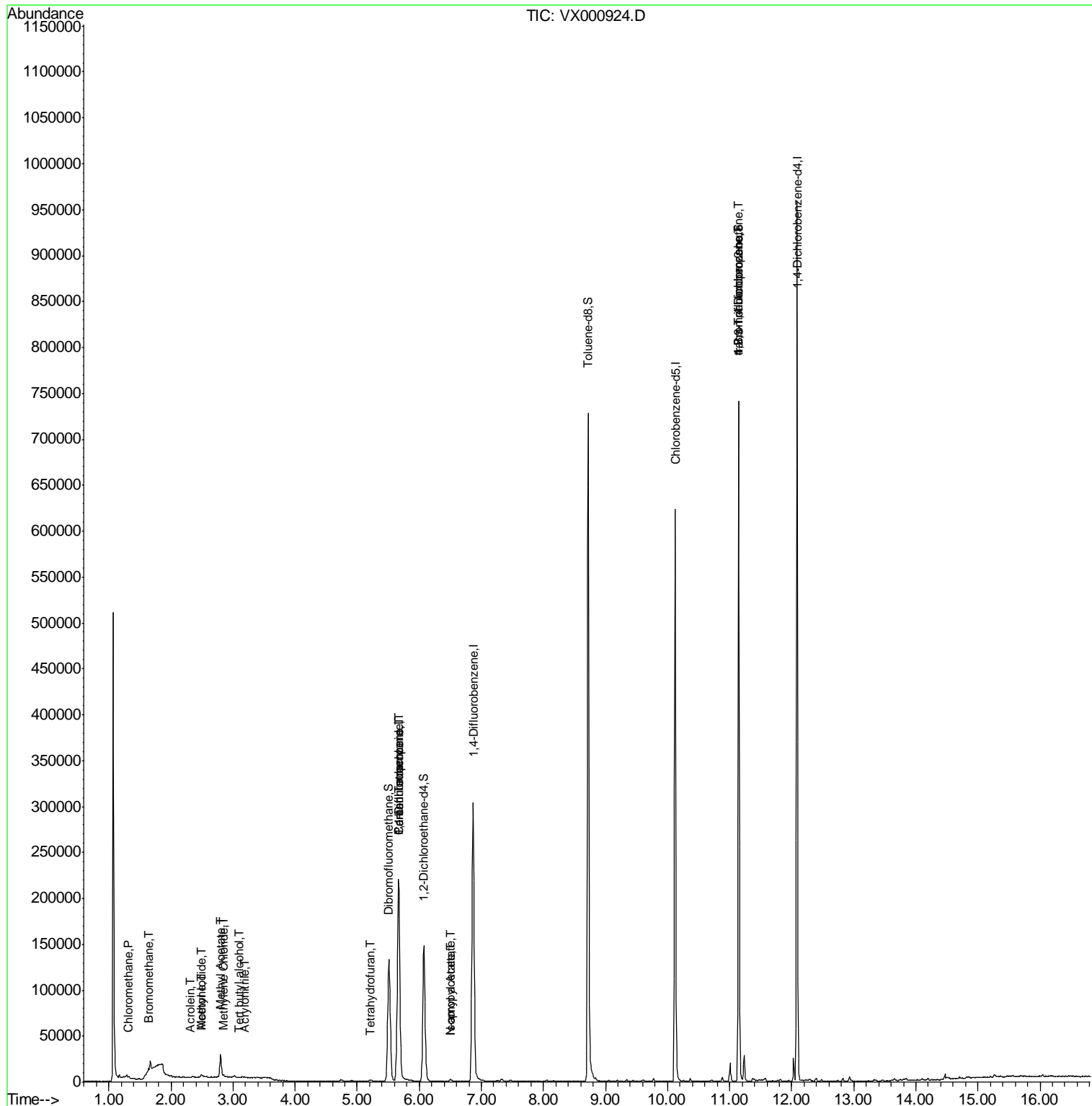
						Qvalue
3) Chloromethane	1.32	50	621	0.266	µg/l	90
5) Bromomethane	1.64	94	1739	0.225	µg/l	99
10) Methyl Iodide	2.50	142	2360	9.316	µg/l	97
11) Tert butyl alcohol	3.11	59	138	0.256	µg/l #	1
13) Acrolein	2.30	56	294	1.122	µg/l	96
15) Acrylonitrile	3.18	53	462	0.402	µg/l #	71
16) Acetone	2.48	43	2326	2.220	µg/l	90
18) Methyl Acetate	2.79	43	31737	11.704	µg/l	97
20) Methylene Chloride	2.85	84	1119	0.459	µg/l	87
29) Tetrahydrofuran	5.21	42	1600	1.456	µg/l	92
36) 1,1-Dichloropropene	5.67	75	14689	4.045	µg/l #	49
38) Carbon Tetrachloride	5.67	117	20612	5.072	µg/l #	15
43) Isopropyl Acetate	6.51	43	1774	0.292	µg/l #	61
74) N-amyl acetate	6.51	43	1774	0.299	µg/l #	57
76) 1,2,3-Trichloropropane	11.15	75	90766	25.374	µg/l #	37
81) trans-1,4-Dichloro-2-buten	11.15	75	90766	69.797	µg/l #	11

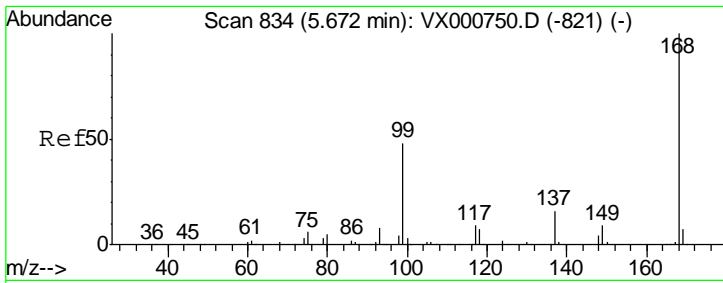
(#) = qualifier out of range (m) = manual integration (+) = signals summed

Data Path : W:\HPCHEM1\MSVOA X\DATA\VX041618\
 Data File : VX000924.D
 Acq On : 16 Apr 2018 17:32
 Operator : JC/MD
 Sample : J2260-02
 Misc : 7.48µ/10mL/100uL/5mL/MSVOA_X/MEOH
 ALS Vial : 13 Sample Multiplier: 1

Instrument :
 MSVOA_X
 Client Sampled :

Quant Time: Apr 17 02:35:19 2018
 Quant Method : W:\HPCHEM1\MSVOA_X\METHOD\82X041018W.M
 Quant Title : SW846 8260
 QLast Update : Tue Apr 10 15:49:28 2018
 Response via : Initial Calibration

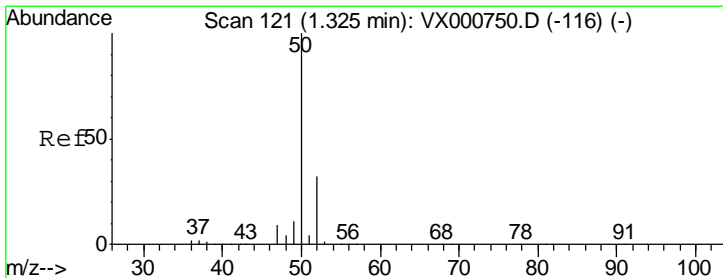
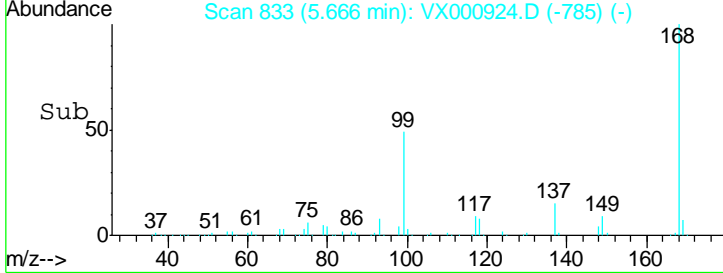
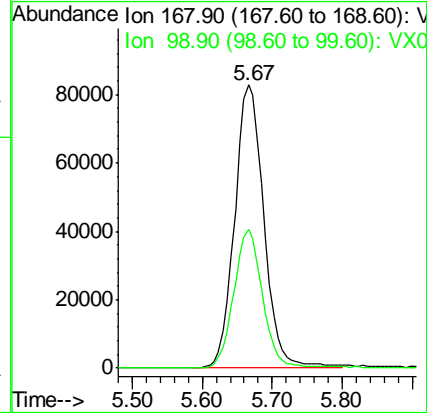
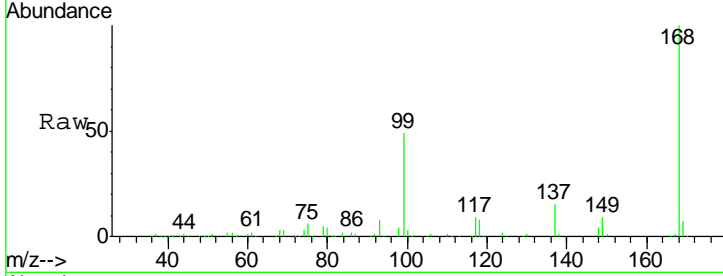




#1
 Pentafluorobenzene
 Concen: 50.000 ug/l
 RT: 5.67 min Scan# 833
 Delta R.T. -0.01 min
 Lab File: VX000924.D
 Acq: 16 Apr 2018 17:32

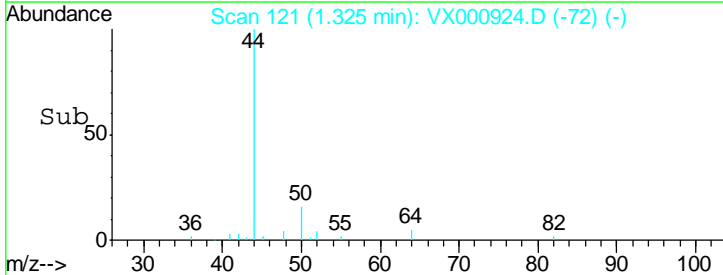
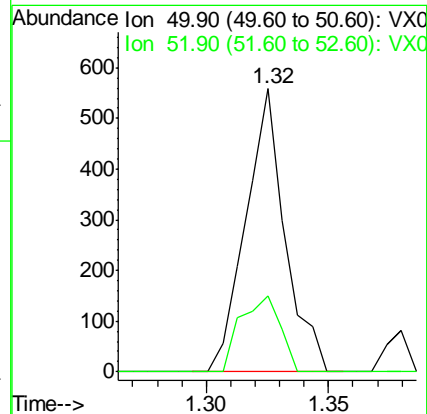
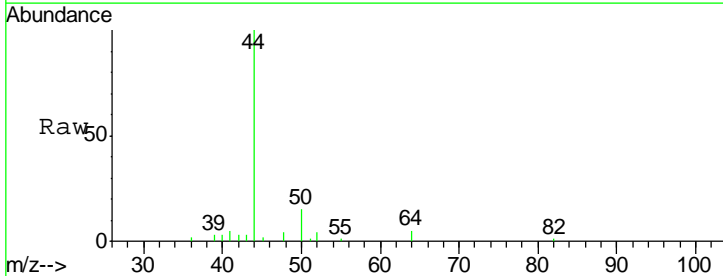
Instrument :
 MSVOA_X
 ClientSampled :

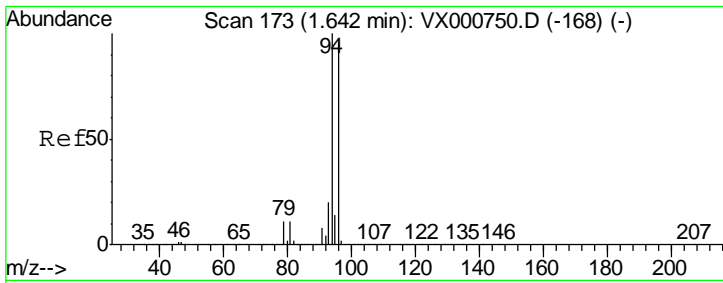
Tgt Ion	Resp	Lower	Upper
168	100		
99	49.1	38.3	57.5



#3
 Chloromethane
 Concen: 0.266 ug/l
 RT: 1.32 min Scan# 121
 Delta R.T. 0.00 min
 Lab File: VX000924.D
 Acq: 16 Apr 2018 17:32

Tgt Ion	Resp	Lower	Upper
50	100		
52	26.9	25.8	38.8

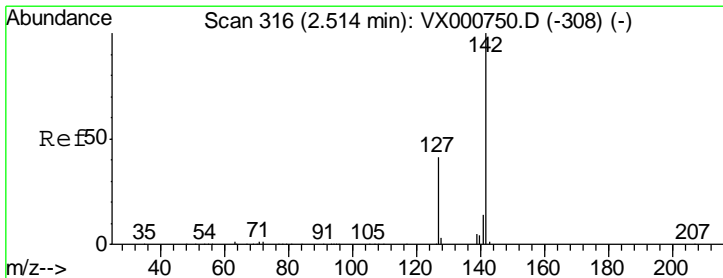
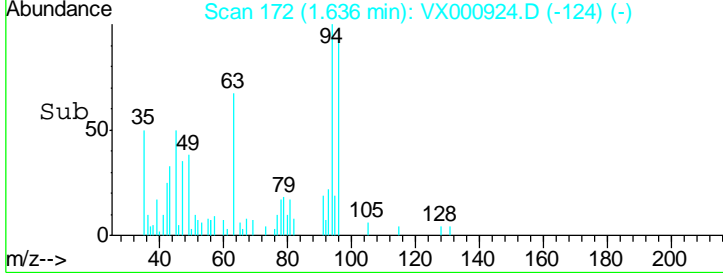
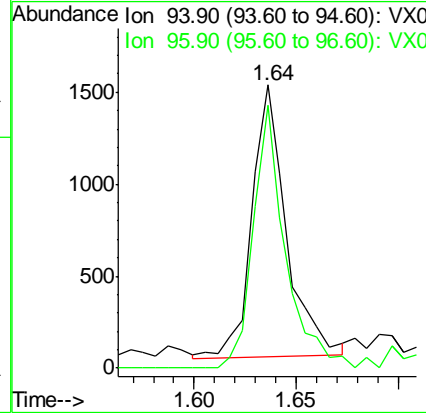
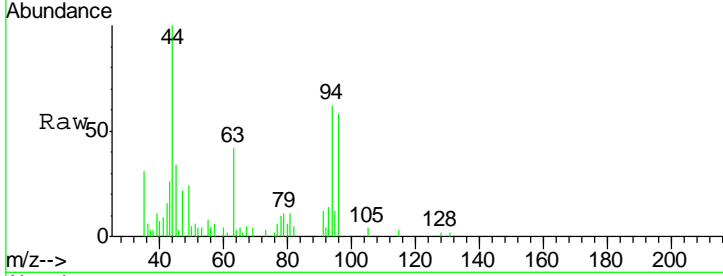




#5
 Bromomethane
 Concen: 0.225 ug/l
 RT: 1.64 min Scan# 172
 Delta R.T. -0.01 min
 Lab File: VX000924.D
 Acq: 16 Apr 2018 17:32

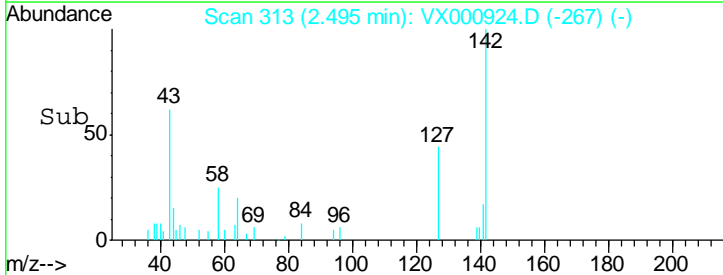
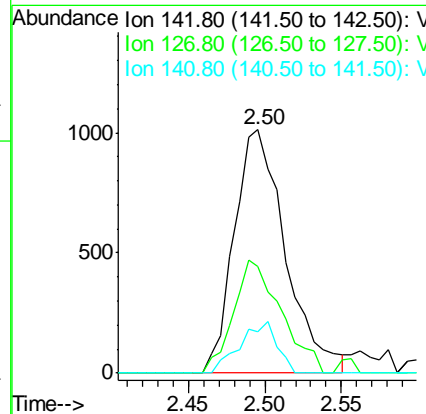
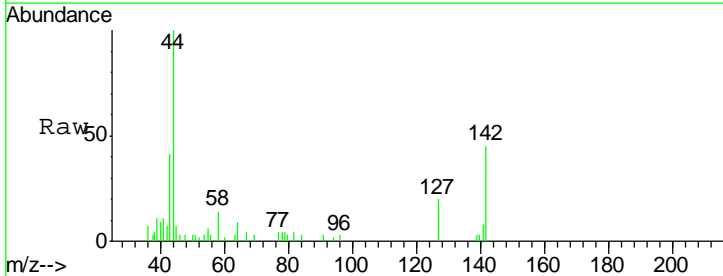
Instrument :
 MSVOA_X
 ClientSampled :

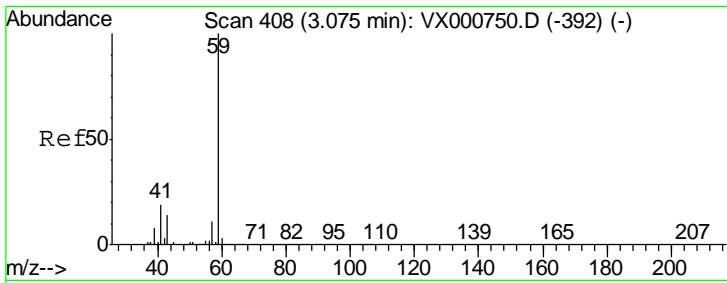
Tgt Ion	Resp	Lower	Upper
94	1739		
96	97.3	77.0	115.6



#10
 Methyl Iodide
 Concen: 9.316 ug/l
 RT: 2.50 min Scan# 313
 Delta R.T. -0.02 min
 Lab File: VX000924.D
 Acq: 16 Apr 2018 17:32

Tgt Ion	Resp	Lower	Upper
142	2360		
127	43.1	32.6	49.0
141	15.2	11.5	17.3

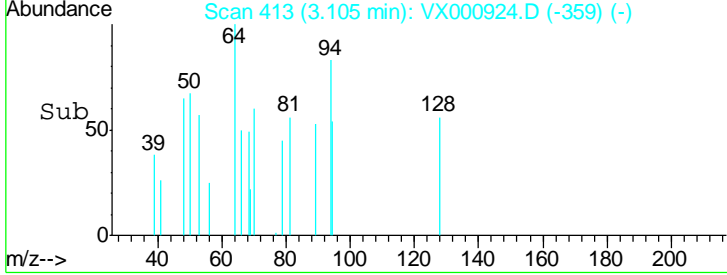
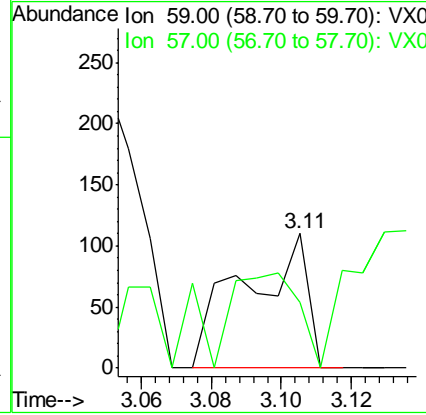
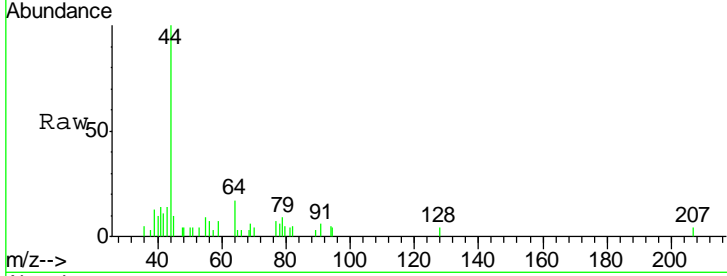




#11
 Tert butyl alcohol
 Concen: 0.256 ug/l
 RT: 3.11 min Scan# 413
 Delta R.T. 0.03 min
 Lab File: VX000924.D
 Acq: 16 Apr 2018 17:32

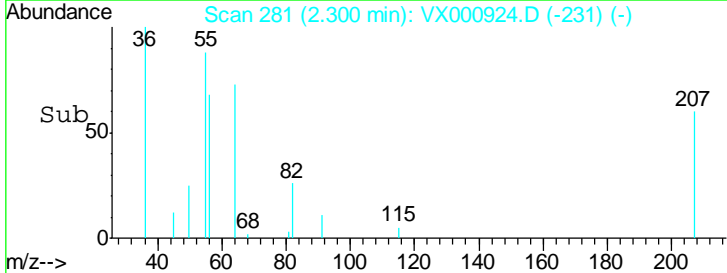
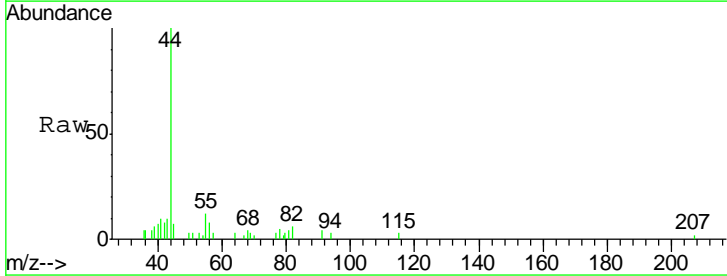
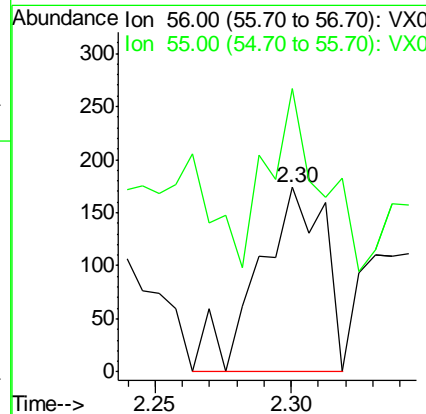
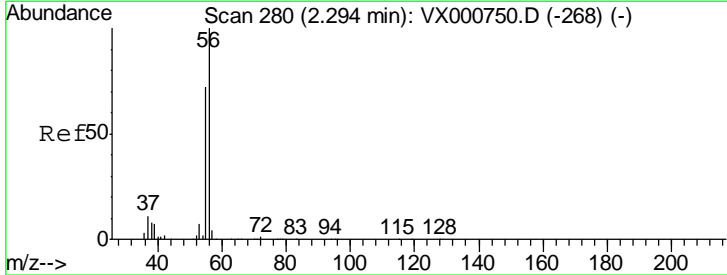
Instrument : MSVOA_X
 ClientSampled :

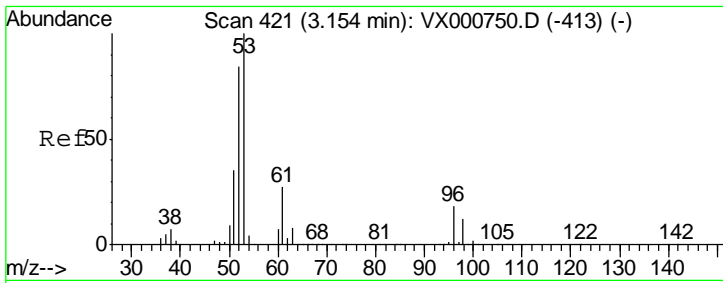
Tgt Ion: 59 Resp: 138
 Ion Ratio Lower Upper
 59 100
 57 92.0 8.4 12.6#



#13
 Acrolein
 Concen: 1.122 ug/l
 RT: 2.30 min Scan# 281
 Delta R.T. 0.01 min
 Lab File: VX000924.D
 Acq: 16 Apr 2018 17:32

Tgt Ion: 56 Resp: 294
 Ion Ratio Lower Upper
 56 100
 55 76.5 58.7 88.1

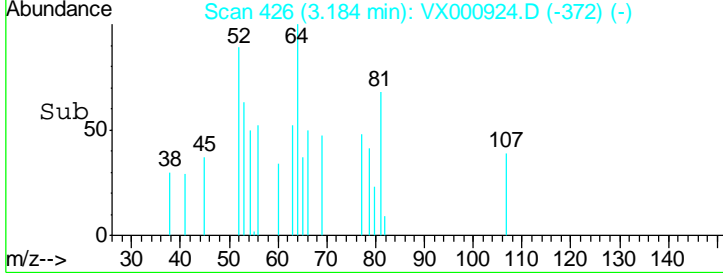
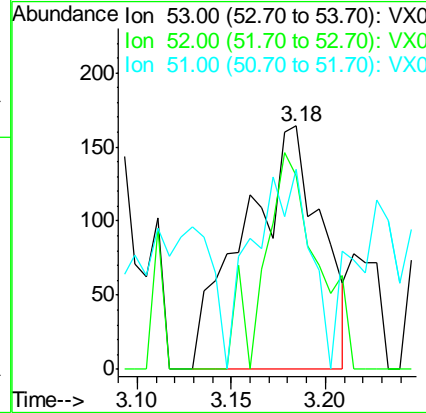
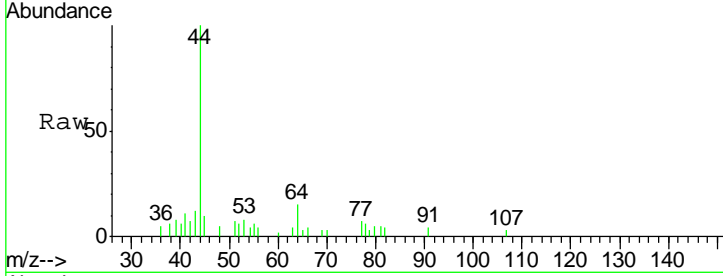




#15
 Acrylonitrile
 Concen: 0.402 ug/l
 RT: 3.18 min Scan# 426
 Delta R.T. 0.03 min
 Lab File: VX000924.D
 Acq: 16 Apr 2018 17:32

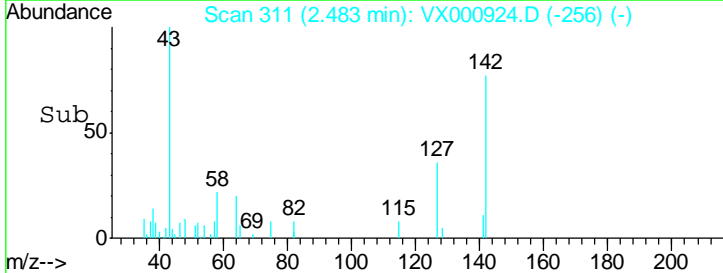
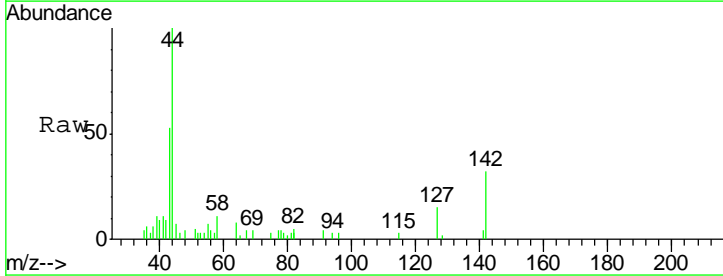
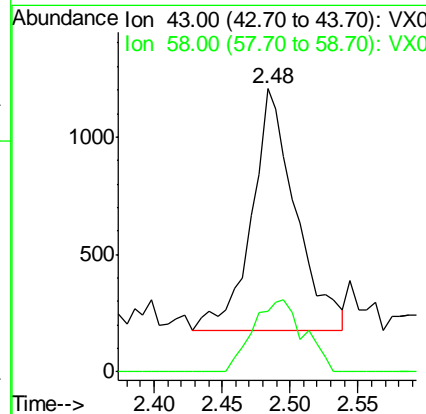
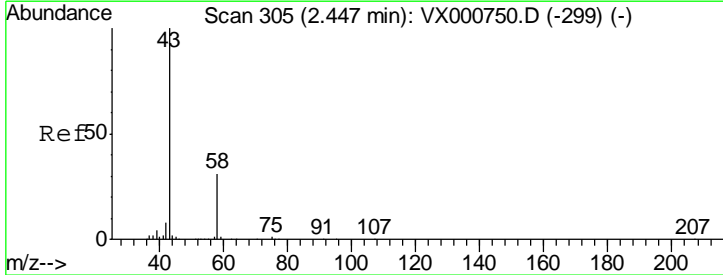
Instrument : MSVOA_X
 ClientSampled :

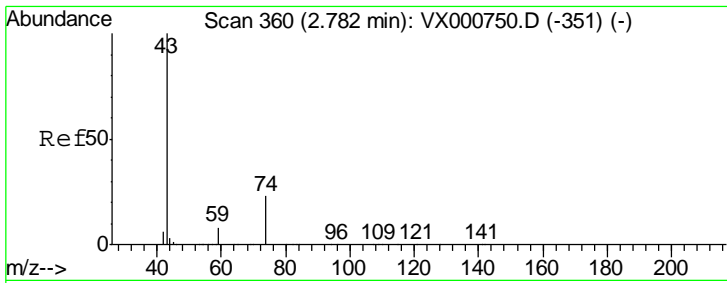
Tgt Ion	Resp	Lower	Upper
53	100		
52	61.9	66.5	99.7#
51	60.4	28.8	43.2#



#16
 Acetone
 Concen: 2.220 ug/l
 RT: 2.48 min Scan# 311
 Delta R.T. 0.04 min
 Lab File: VX000924.D
 Acq: 16 Apr 2018 17:32

Tgt Ion	Resp	Lower	Upper
43	100		
58	25.4	24.6	37.0

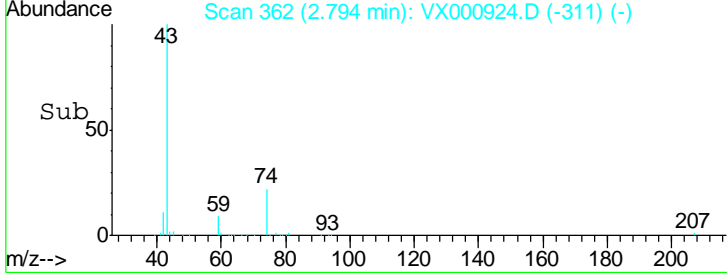
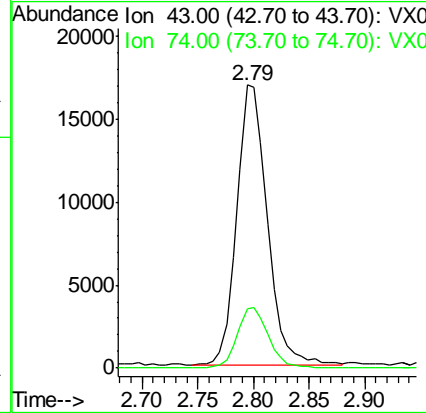
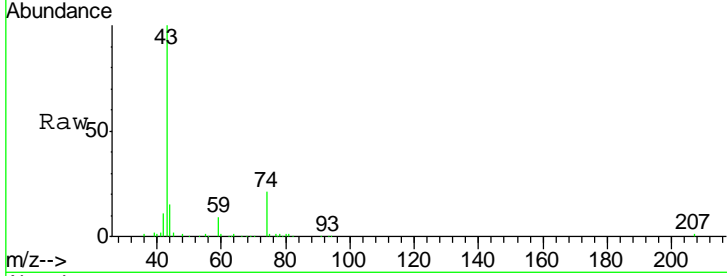




#18
 Methyl Acetate
 Concen: 11.704 ug/l
 RT: 2.79 min Scan# 362
 Delta R.T. 0.01 min
 Lab File: VX000924.D
 Acq: 16 Apr 2018 17:32

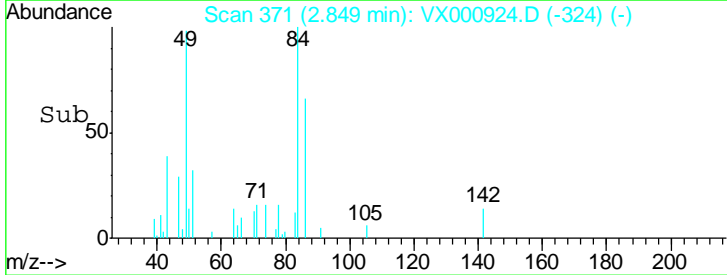
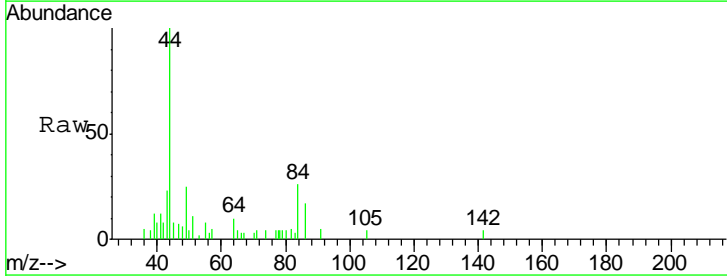
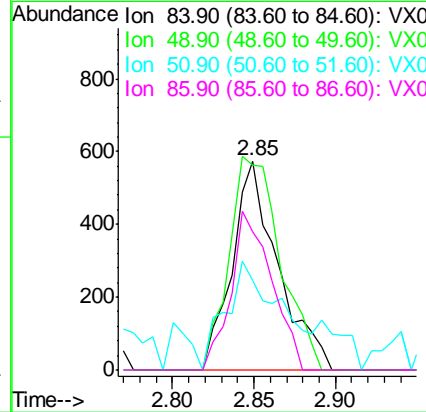
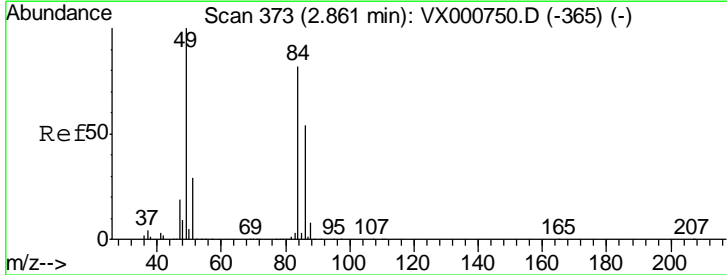
Instrument :
 MSVOA_X
 ClientSampled :

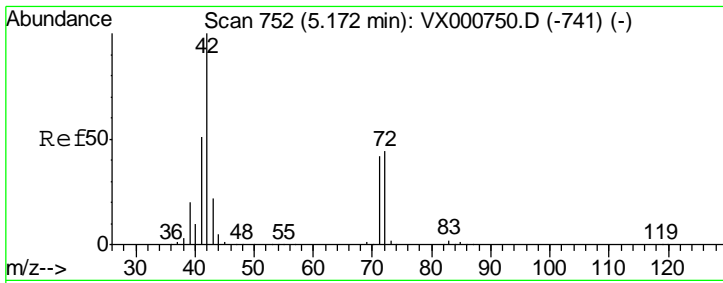
Tgt Ion	Resp	Lower	Upper
43	31737		
74	22.2	19.1	28.7



#20
 Methylene Chloride
 Concen: 0.459 ug/l
 RT: 2.85 min Scan# 371
 Delta R.T. -0.01 min
 Lab File: VX000924.D
 Acq: 16 Apr 2018 17:32

Tgt Ion	Resp	Lower	Upper
84	1119		
49	98.3	98.1	147.1
51	30.7	28.9	43.3
86	65.9	52.7	79.1

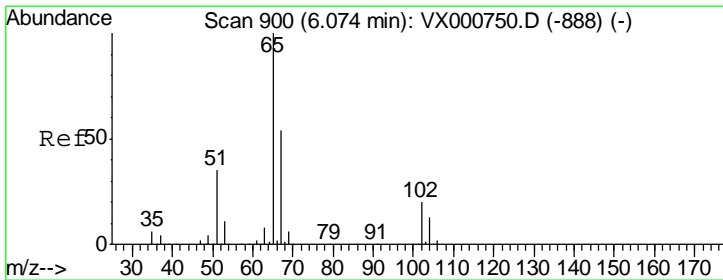
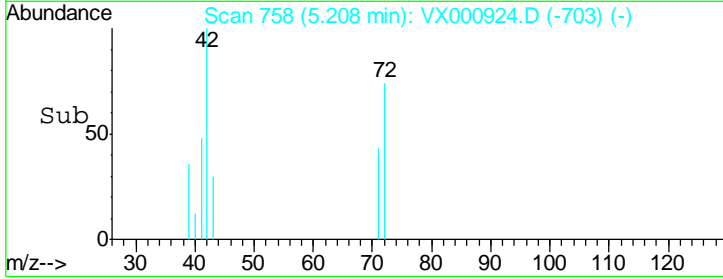
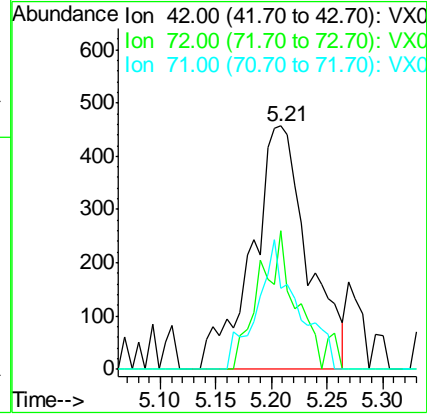
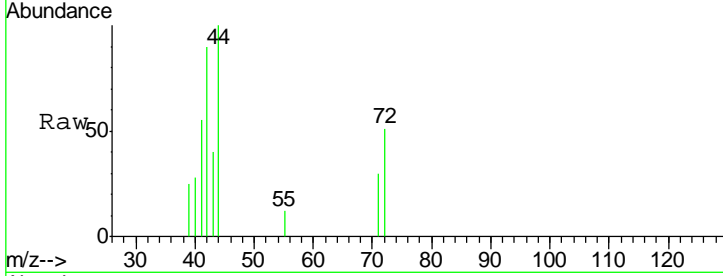




#29
 Tetrahydrofuran
 Concen: 1.456 ug/l
 RT: 5.21 min Scan# 758
 Delta R.T. 0.04 min
 Lab File: VX000924.D
 Acq: 16 Apr 2018 17:32

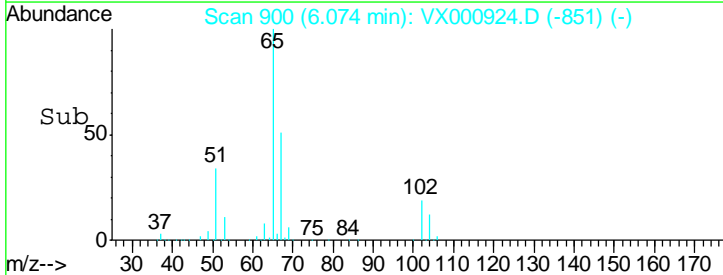
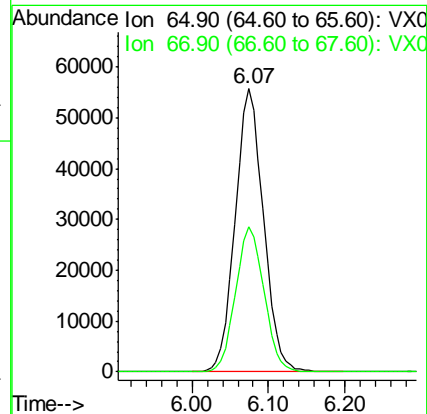
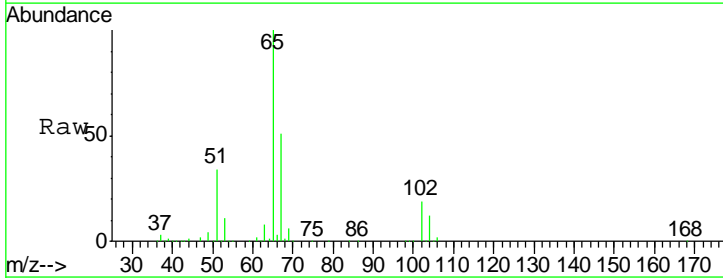
Instrument :
 MSVOA_X
 ClientSampled :

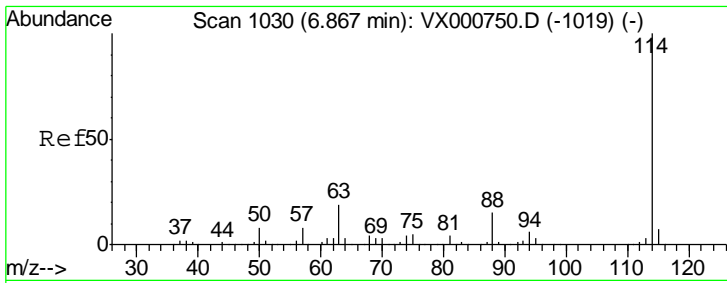
Tgt Ion	Resp	Lower	Upper
42	1600		
72	36.1	35.1	52.7
71	38.6	32.8	49.2



#33
 1,2-Dichloroethane-d4
 Concen: 46.994 ug/l
 RT: 6.07 min Scan# 900
 Delta R.T. 0.00 min
 Lab File: VX000924.D
 Acq: 16 Apr 2018 17:32

Tgt Ion	Resp	Lower	Upper
65	142794		
67	51.8	0.0	103.8

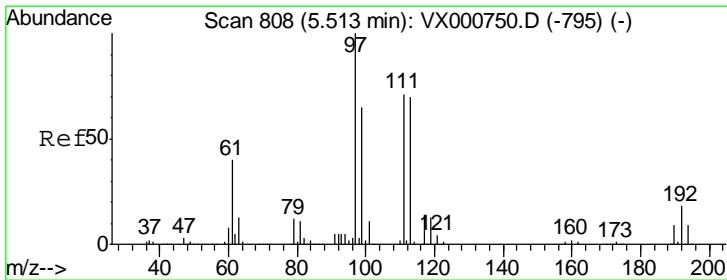
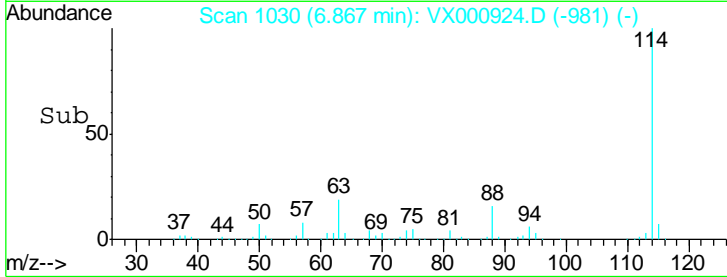
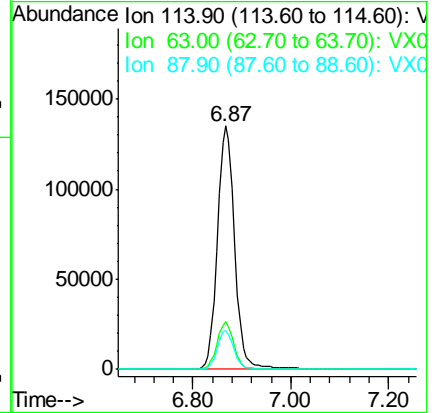
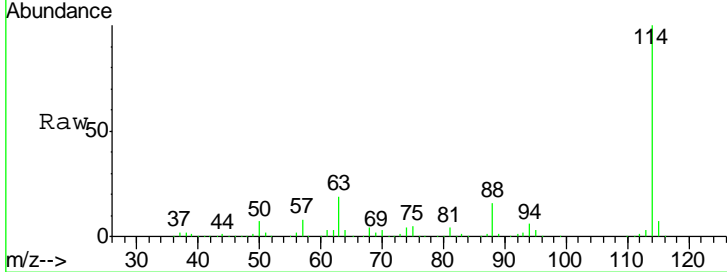




#34
 1,4-Difluorobenzene
 Concen: 50.000 ug/l
 RT: 6.87 min Scan# 1030
 Delta R.T. 0.00 min
 Lab File: VX000924.D
 Acq: 16 Apr 2018 17:32

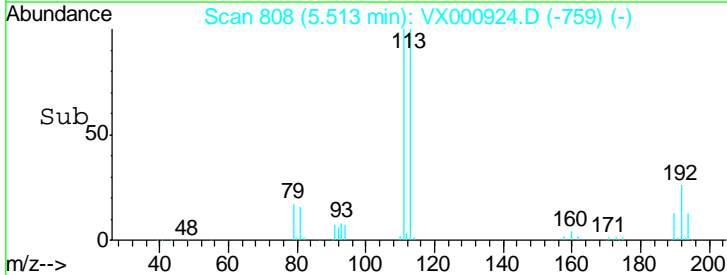
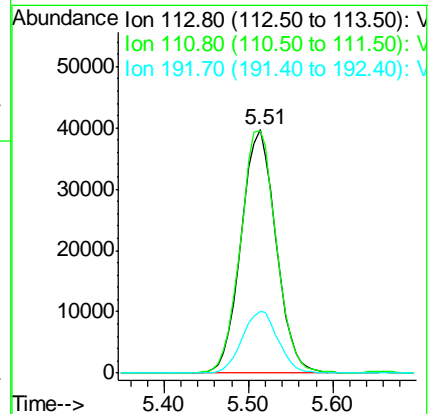
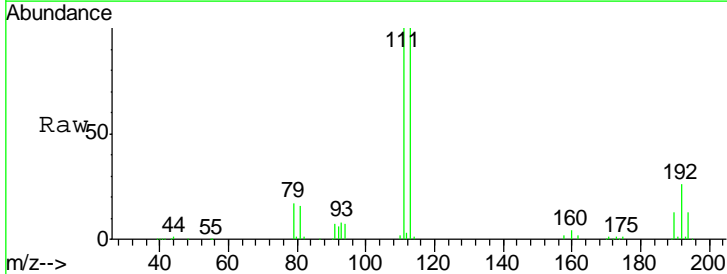
Instrument :
 MSVOA_X
 ClientSampled :

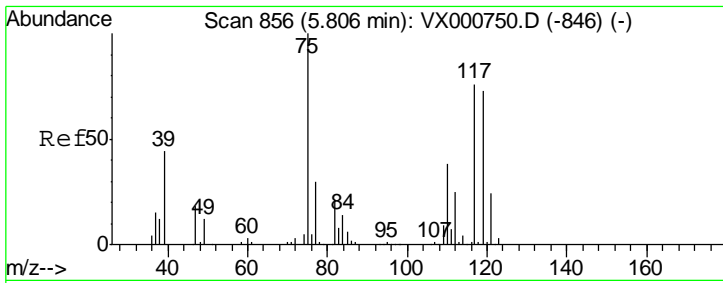
Tgt Ion	Resp	Lower	Upper
114	329709		
63	19.4	0.0	38.4
88	15.8	0.0	31.0



#35
 Dibromofluoromethane
 Concen: 43.681 ug/l
 RT: 5.51 min Scan# 808
 Delta R.T. 0.00 min
 Lab File: VX000924.D
 Acq: 16 Apr 2018 17:32

Tgt Ion	Resp	Lower	Upper
113	110960		
111	102.2	81.5	122.3
192	26.3	20.4	30.6

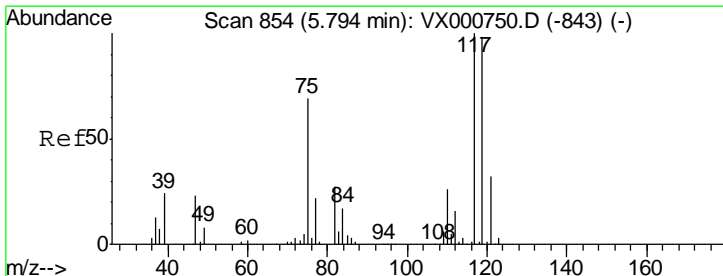
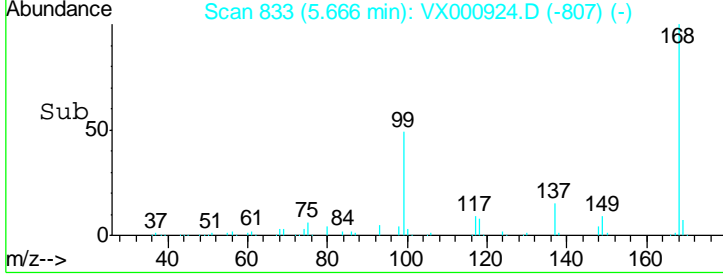
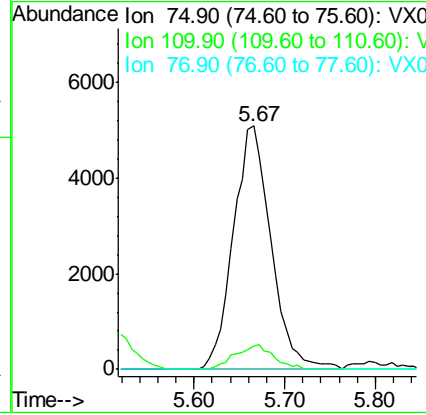
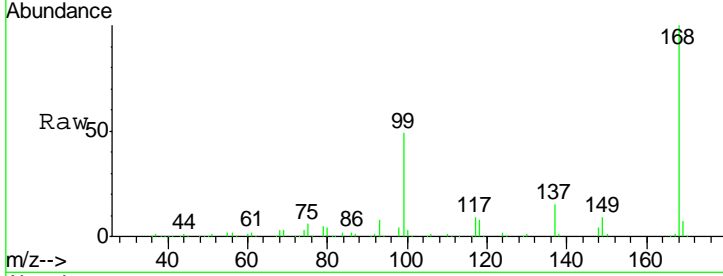




#36
 1,1-Dichloropropene
 Concen: 4.045 ug/l
 RT: 5.67 min Scan# 833
 Delta R.T. -0.14 min
 Lab File: VX000924.D
 Acq: 16 Apr 2018 17:32

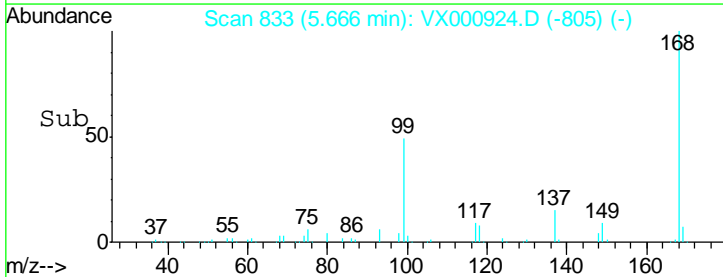
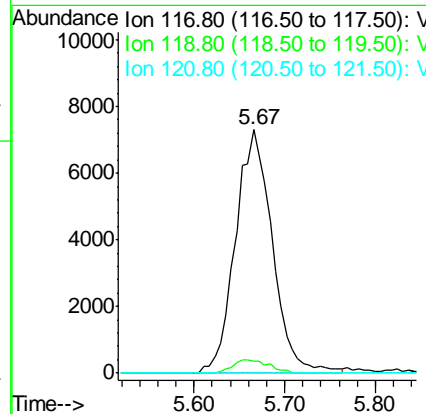
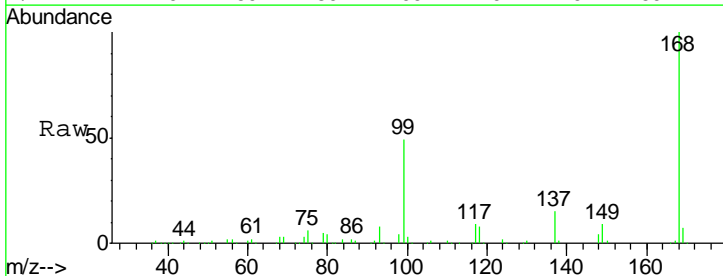
Instrument :
 MSVOA_X
 ClientSampled :

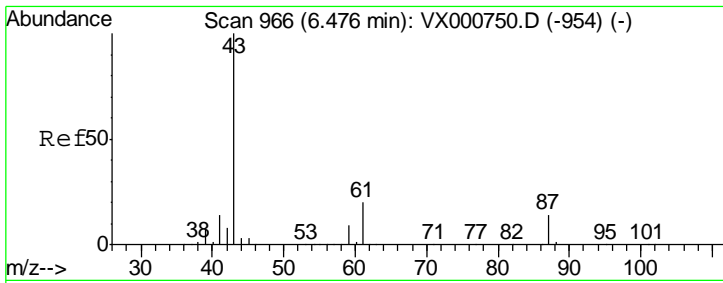
Tgt Ion	Resp	Lower	Upper
75	14689		
110	10.3	19.2	57.6#
77	0.0	25.4	38.2#



#38
 Carbon Tetrachloride
 Concen: 5.072 ug/l
 RT: 5.67 min Scan# 833
 Delta R.T. -0.13 min
 Lab File: VX000924.D
 Acq: 16 Apr 2018 17:32

Tgt Ion	Resp	Lower	Upper
117	20612		
119	4.7	78.4	117.6#
121	0.0	25.4	38.0#

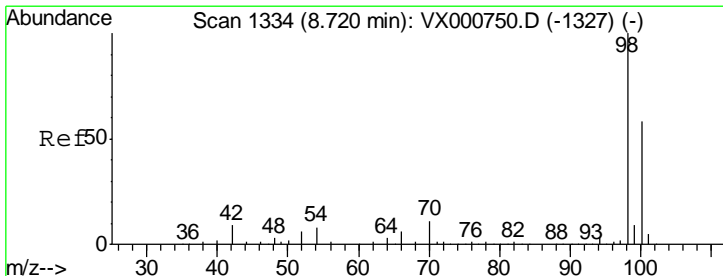
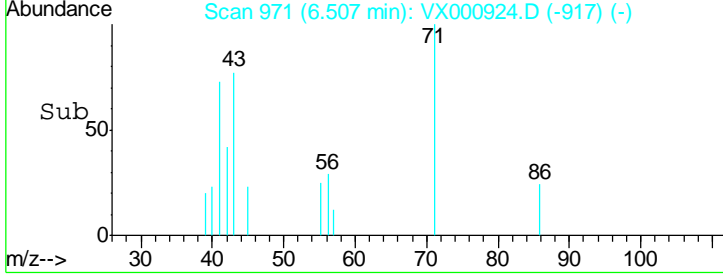
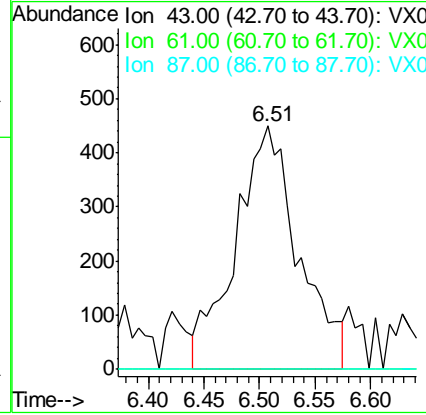
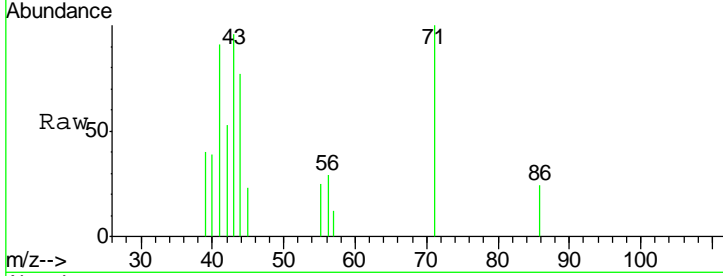




#43
 Isopropyl Acetate
 Concen: 0.292 ug/l
 RT: 6.51 min Scan# 971
 Delta R.T. 0.03 min
 Lab File: VX000924.D
 Acq: 16 Apr 2018 17:32

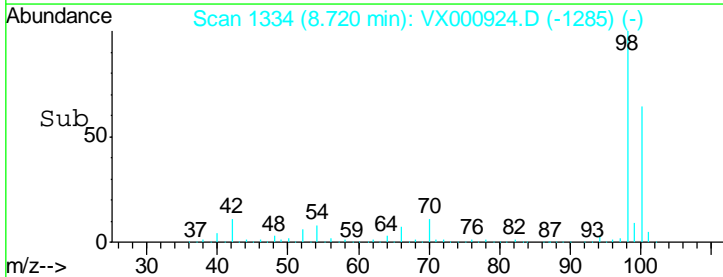
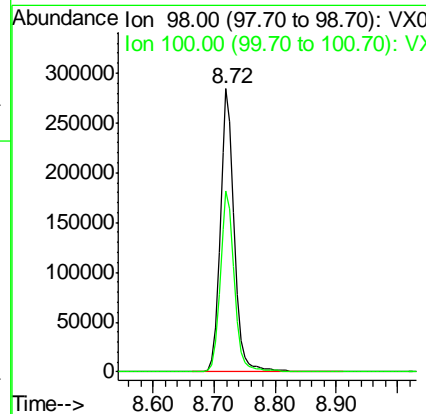
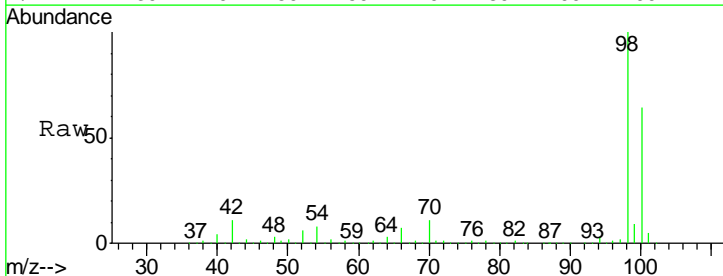
Instrument : MSVOA_X
 ClientSampled :

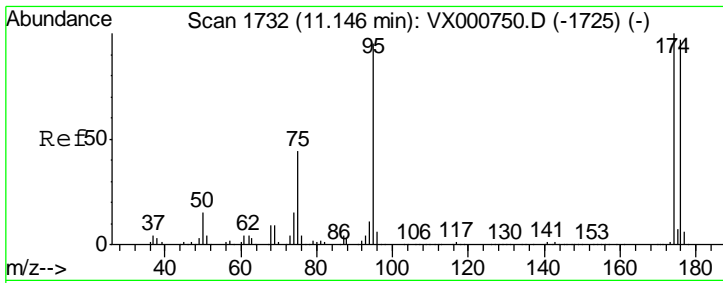
Tgt Ion	Resp	Lower	Upper
43	1774		
61	0.0	15.6	23.4#
87	0.0	10.7	16.1#



#50
 Toluene-d8
 Concen: 48.758 ug/l
 RT: 8.72 min Scan# 1334
 Delta R.T. 0.00 min
 Lab File: VX000924.D
 Acq: 16 Apr 2018 17:32

Tgt Ion	Resp	Lower	Upper
98	461157		
100	64.9	52.6	79.0

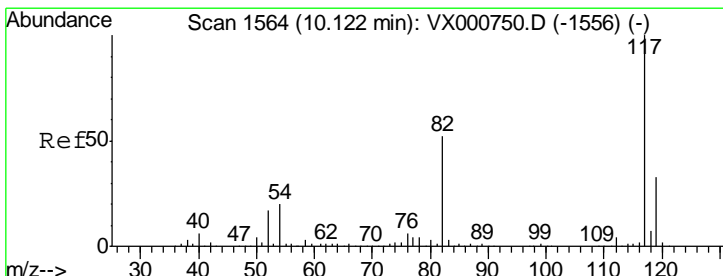
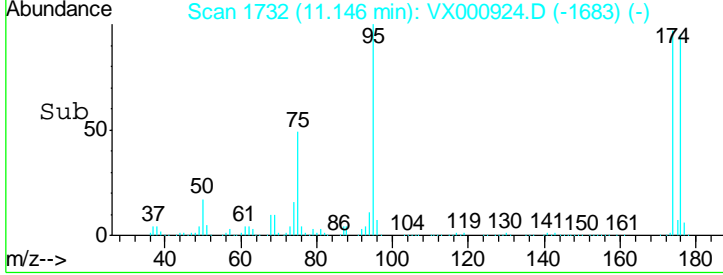
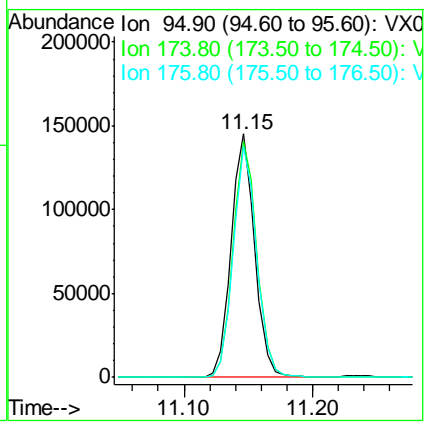
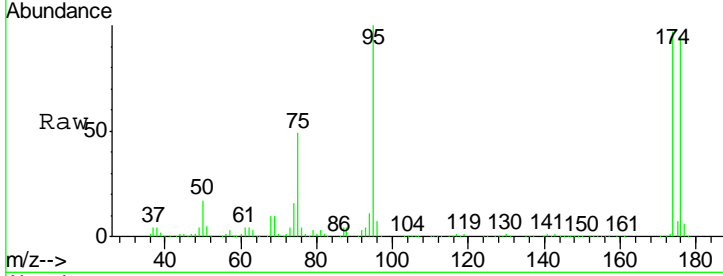




#62
 4-Bromofluorobenzene
 Concen: 47.534 ug/l
 RT: 11.15 min Scan# 1732
 Delta R.T. 0.00 min
 Lab File: VX000924.D
 Acq: 16 Apr 2018 17:32

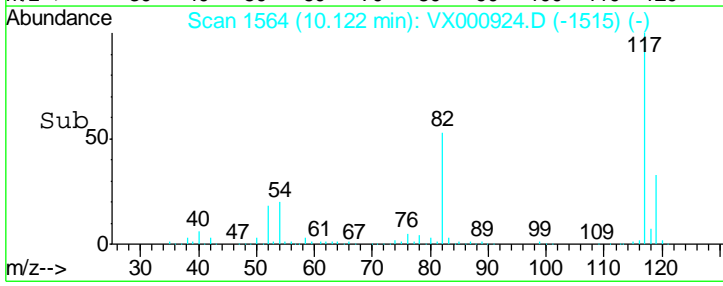
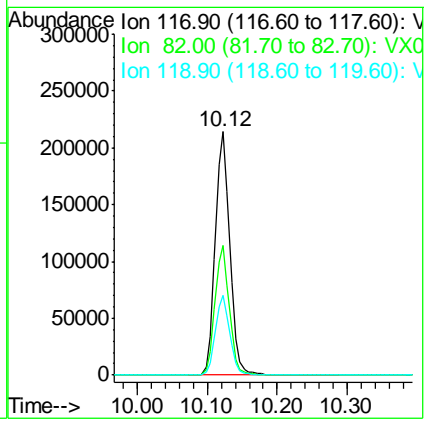
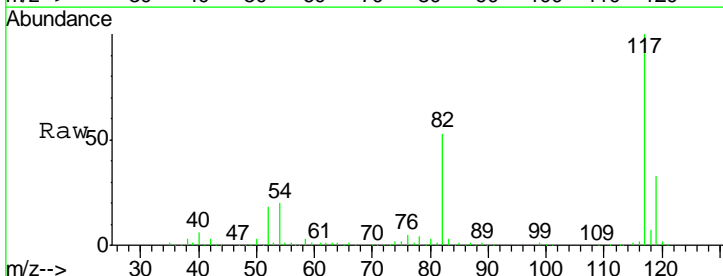
Instrument :
 MSVOA_X
 ClientSampled :

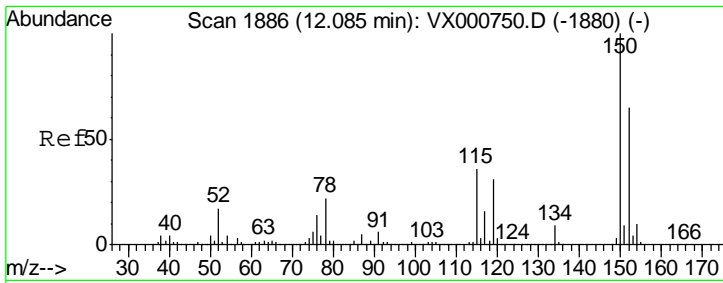
Tgt Ion	Resp	Lower	Upper
95	186008		
174	97.7	0.0	198.4
176	94.5	0.0	194.4



#63
 Chlorobenzene-d5
 Concen: 50.000 ug/l
 RT: 10.12 min Scan# 1564
 Delta R.T. 0.00 min
 Lab File: VX000924.D
 Acq: 16 Apr 2018 17:32

Tgt Ion	Resp	Lower	Upper
117	310043		
82	53.3	41.9	62.9
119	32.7	26.0	39.0

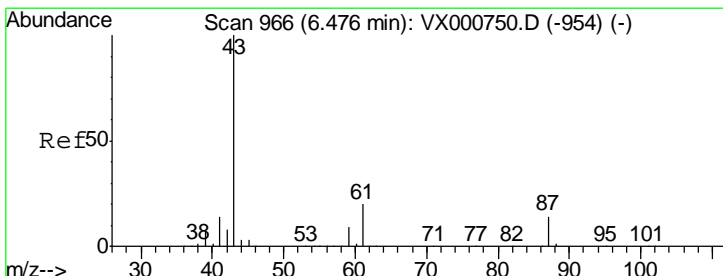
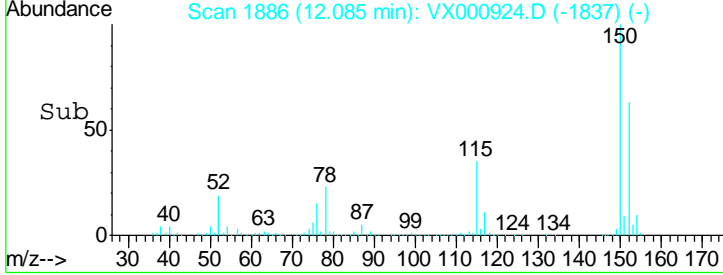
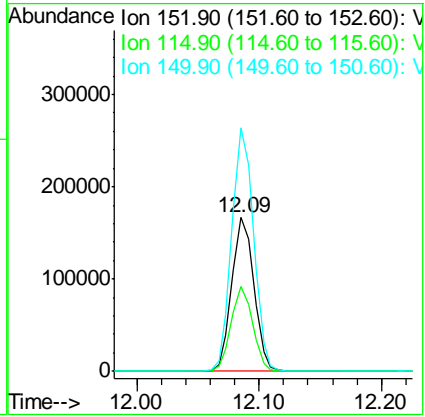
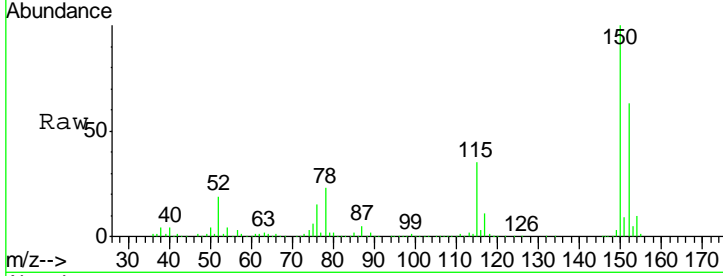




#72
 1,4-Dichlorobenzene-d4
 Concen: 50.000 ug/l
 RT: 12.09 min Scan# 1886
 Delta R.T. 0.00 min
 Lab File: VX000924.D
 Acq: 16 Apr 2018 17:32

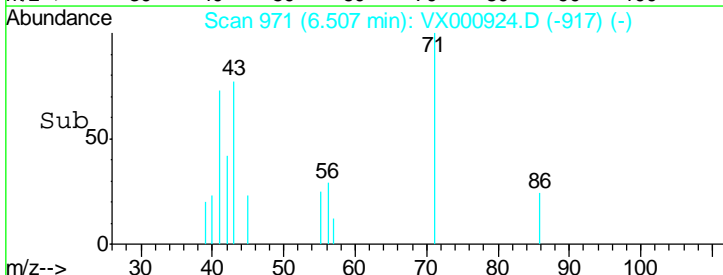
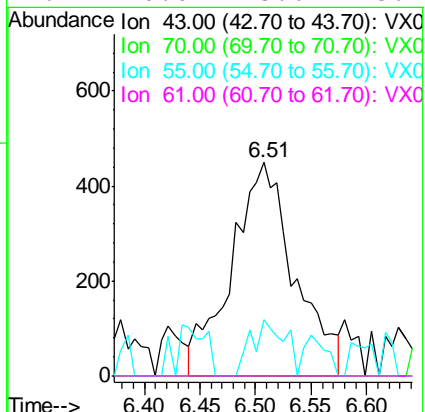
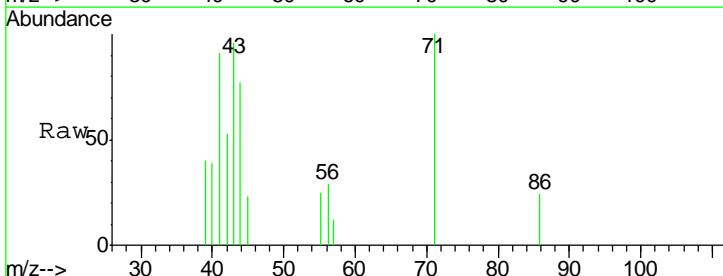
Instrument : MSVOA_X
 ClientSampled :

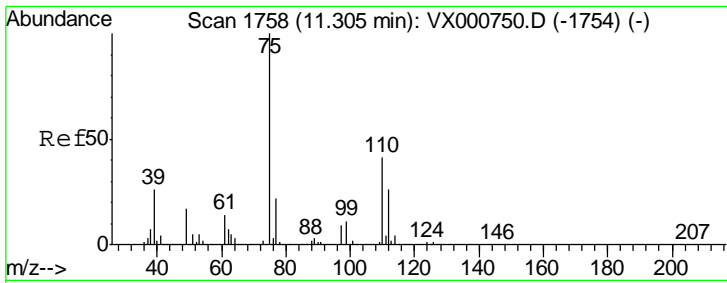
Tgt Ion	Resp	Lower	Upper
152	100		
115	53.4	37.9	113.7
150	156.4	0.0	348.0



#74
 N-amyl acetate
 Concen: 0.299 ug/l
 RT: 6.51 min Scan# 971
 Delta R.T. 0.03 min
 Lab File: VX000924.D
 Acq: 16 Apr 2018 17:32

Tgt Ion	Resp	Lower	Upper
43	100		
70	0.0	0.0	0.0
55	13.8	0.0	0.0#
61	0.0	15.6	23.4#

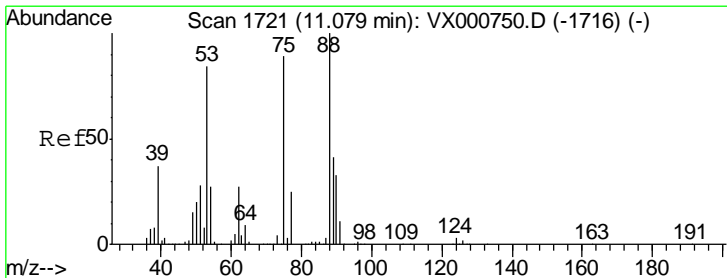
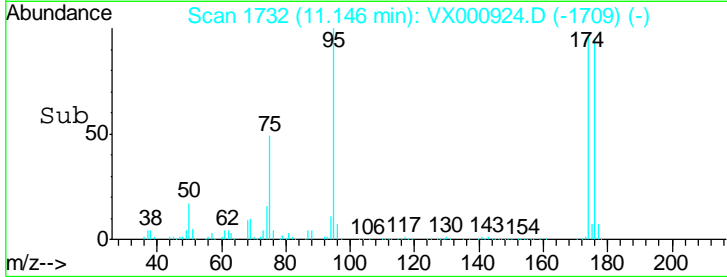
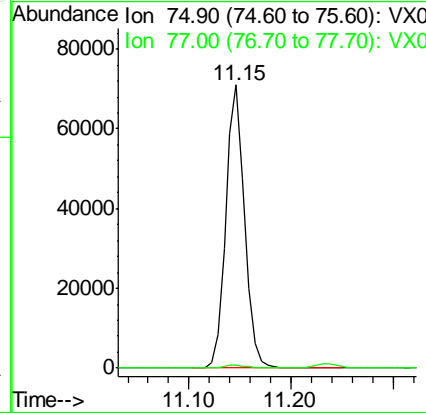
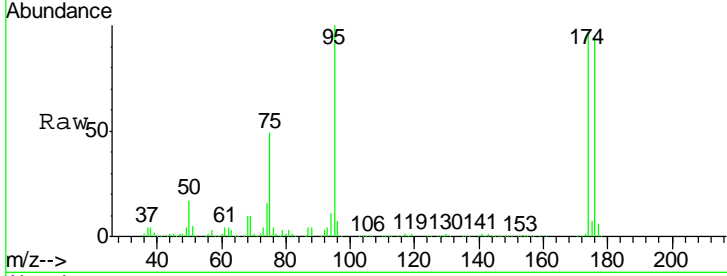




#76
 1,2,3-Trichloropropane
 Concen: 25.374 ug/l
 RT: 11.15 min Scan# 1732
 Delta R.T. -0.16 min
 Lab File: VX000924.D
 Acq: 16 Apr 2018 17:32

Instrument :
 MSVOA_X
 ClientSampled :

Tgt Ion: 75 Resp: 90766
 Ion Ratio Lower Upper
 75 100
 77 1.3 20.5 61.5#



#81
 trans-1,4-Dichloro-2-butene
 Concen: 69.797 ug/l
 RT: 11.15 min Scan# 1732
 Delta R.T. 0.07 min
 Lab File: VX000924.D
 Acq: 16 Apr 2018 17:32

Tgt Ion: 75 Resp: 90766
 Ion Ratio Lower Upper
 75 100
 53 0.0 75.4 113.0#
 89 0.0 40.9 61.3#

