

Data Path : W:\HPCHEM1\MSVOA X\DATA\VX042018\
 Data File : VX001018.D
 Acq On : 20 Apr 2018 19:16
 Operator : JC/MD
 Sample : J2359-01
 Misc : 5.0mL/MSVOA X/WATER
 ALS Vial : 20 Sample Multiplier: 1

Instrument :
 MSVOA_X
 ClientSampleId :

Quant Time: Apr 21 05:37:26 2018
 Quant Method : W:\HPCHEM1\MSVOA_X\METHOD\82X041918W.M
 Quant Title : SW846 8260
 QLast Update : Fri Apr 20 05:03:28 2018
 Response via : Initial Calibration

Internal Standards	R.T.	QIon	Response	Conc	Units	Dev(Min)
1) Pentafluorobenzene	5.67	168	229281	50.00	ug/l	0.00
34) 1,4-Difluorobenzene	6.87	114	318701	50.00	ug/l	0.00
63) Chlorobenzene-d5	10.12	117	292661	50.00	ug/l	0.00
72) 1,4-Dichlorobenzene-d4	12.09	152	182826	50.00	ug/l	0.00

System Monitoring Compounds

33) 1,2-Dichloroethane-d4	6.07	65	149501	51.44	ug/l	0.00
Spiked Amount	50.000		Recovery	=	102.88%	
35) Dibromofluoromethane	5.51	113	113245	46.60	ug/l	0.00
Spiked Amount	50.000		Recovery	=	93.20%	
50) Toluene-d8	8.72	98	446685	49.71	ug/l	0.00
Spiked Amount	50.000		Recovery	=	99.42%	
62) 4-Bromofluorobenzene	11.14	95	167731	44.48	ug/l	0.00
Spiked Amount	50.000		Recovery	=	88.96%	

Target Compounds

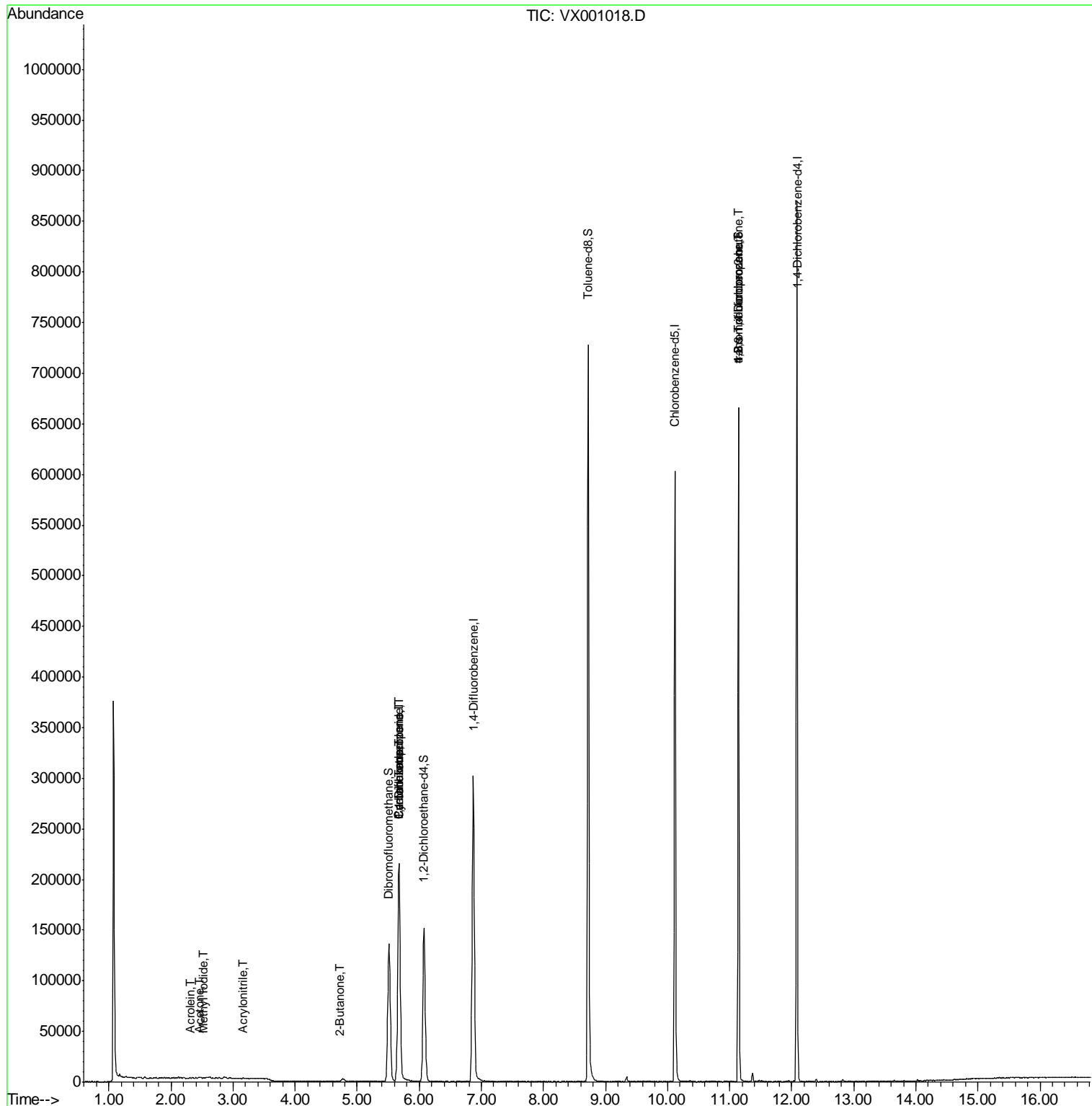
	R.T.	QIon	Response	Conc	Units	Qvalue
5) Bromomethane	1.65	94	272	Below Cal	#	2
10) Methyl Iodide	2.52	142	104	7.64	ug/l #	88
13) Acrolein	2.30	56	151	11.99	ug/l #	61
15) Acrylonitrile	3.17	53	248	0.21	ug/l #	87
16) Acetone	2.45	43	739	0.68	ug/l	91
20) Methylene Chloride	2.87	84	437	Below Cal	#	76
25) 2-Butanone	4.71	43	1027	0.60	ug/l #	50
31) Cyclohexane	5.67	56	3996	0.98	ug/l #	16
36) 1,1-Dichloropropene	5.67	75	14423	3.85	ug/l #	49
38) Carbon Tetrachloride	5.67	117	19694	5.19	ug/l #	15
76) 1,2,3-Trichloropropane	11.14	75	85057	26.81	ug/l #	38
81) trans-1,4-Dichloro-2-buten	11.14	75	85057	80.19	ug/l #	8

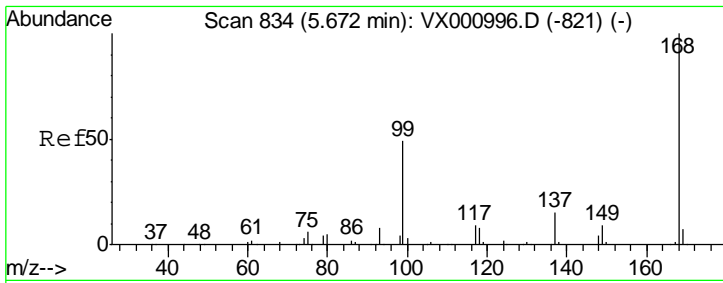
(#) = qualifier out of range (m) = manual integration (+) = signals summed

Data Path : W:\HPCHEM1\MSVOA X\DATA\VX042018\
 Data File : VX001018.D
 Acq On : 20 Apr 2018 19:16
 Operator : JC/MD
 Sample : J2359-01
 Misc : 5.0mL/MSVOA X/WATER
 ALS Vial : 20 Sample Multiplier: 1

Instrument :
 MSVOA_X
 ClientSampleId :

Quant Time: Apr 21 05:37:26 2018
 Quant Method : W:\HPCHEM1\MSVOA_X\METHOD\82X041918W.M
 Quant Title : SW846 8260
 QLast Update : Fri Apr 20 05:03:28 2018
 Response via : Initial Calibration

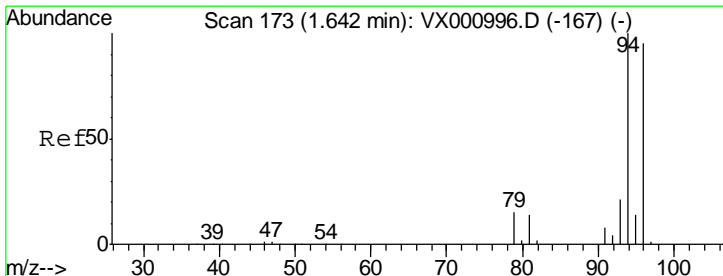
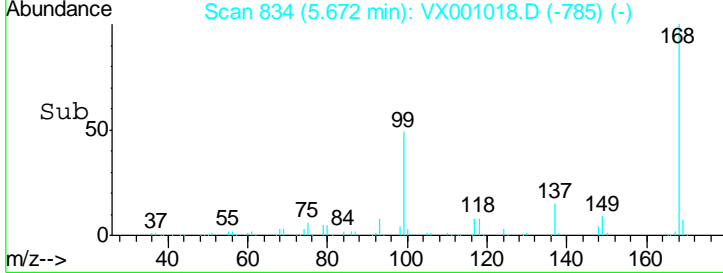
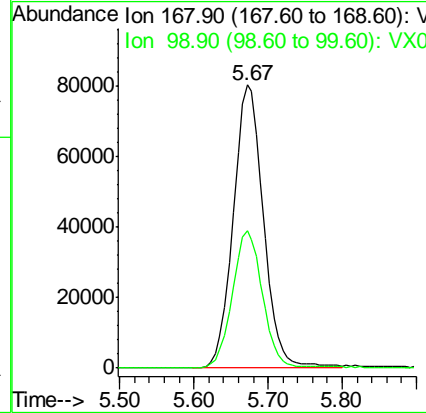
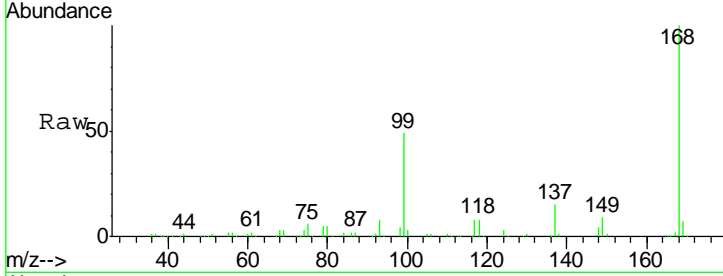




#1
 Pentafluorobenzene
 Concen: 50.00 ug/l
 RT: 5.67 min Scan# 834
 Delta R.T. 0.00 min
 Lab File: VX001018.D
 Acq: 20 Apr 2018 19:16

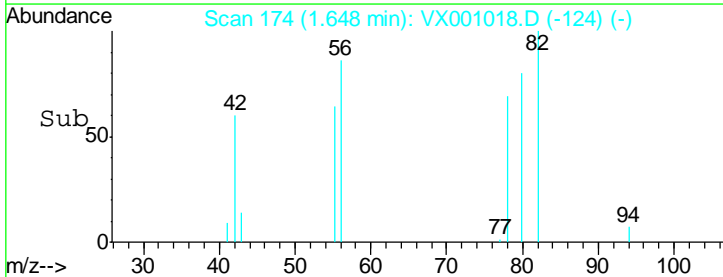
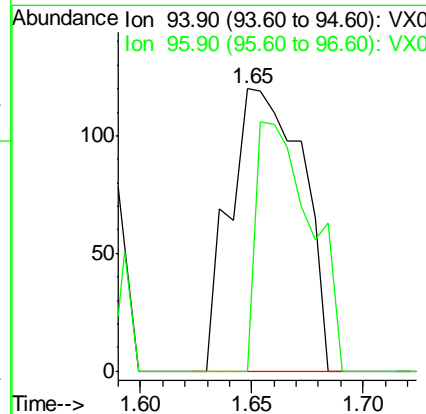
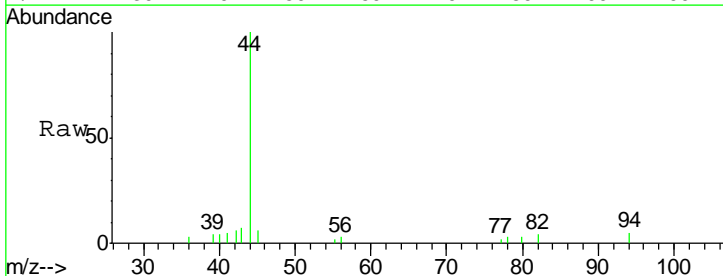
Instrument :
 MSVOA_X
 ClientSampled :

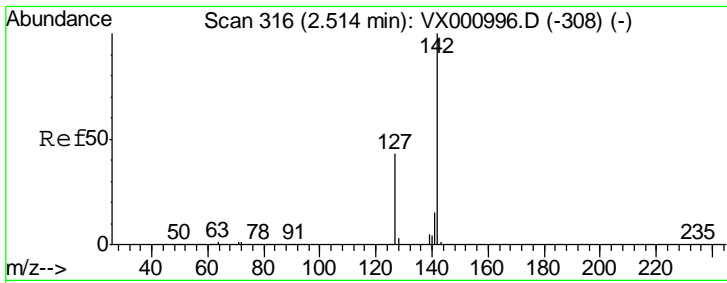
Tgt Ion	Resp	Lower	Upper
168	100		
99	48.7	39.2	58.8



#5
 Bromomethane
 Concen: Below Cal
 RT: 1.65 min Scan# 174
 Delta R.T. 0.01 min
 Lab File: VX001018.D
 Acq: 20 Apr 2018 19:16

Tgt Ion	Resp	Lower	Upper
94	100		
96	0.0	76.0	114.0#

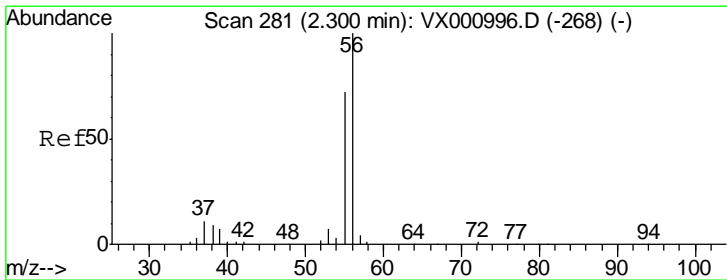
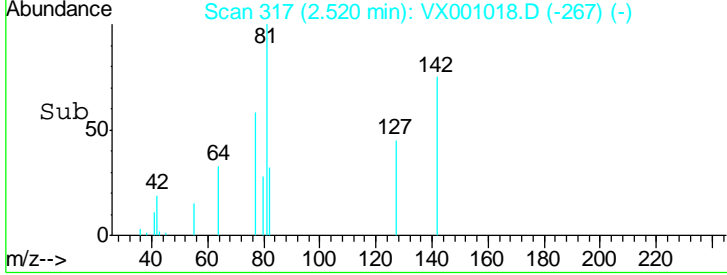
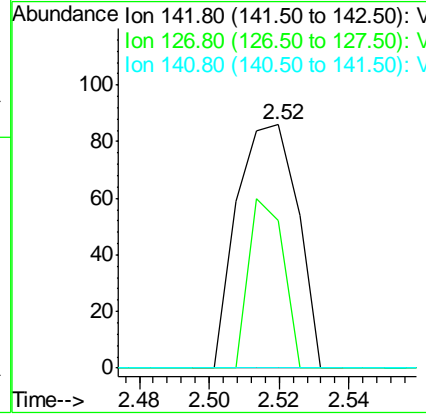
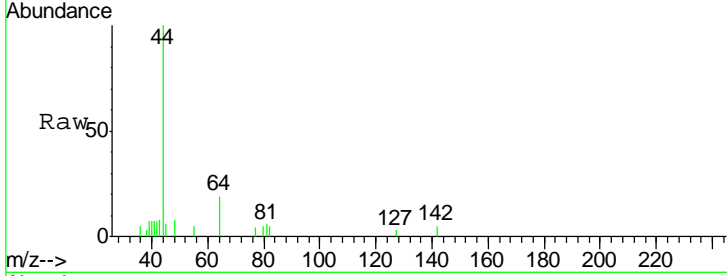




#10
Methyl Iodide
Concen: 7.64 ug/l
RT: 2.52 min Scan# 317
Delta R.T. 0.01 min
Lab File: VX001018.D
Acq: 20 Apr 2018 19:16

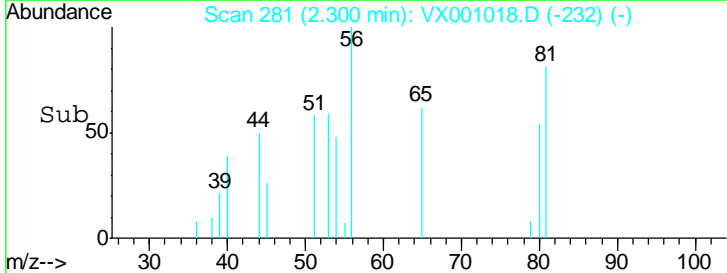
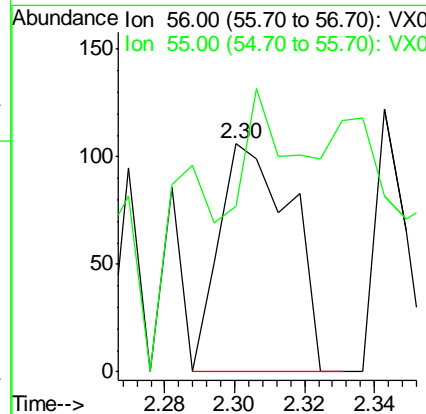
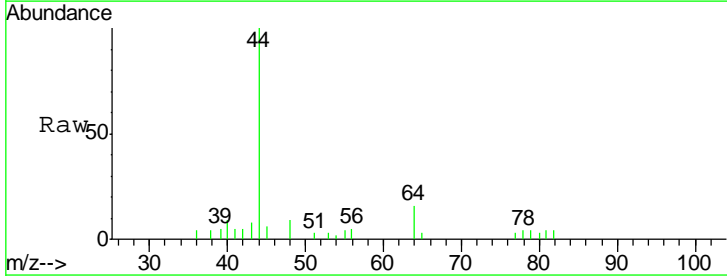
Instrument :
MSVOA_X
ClientSampled :

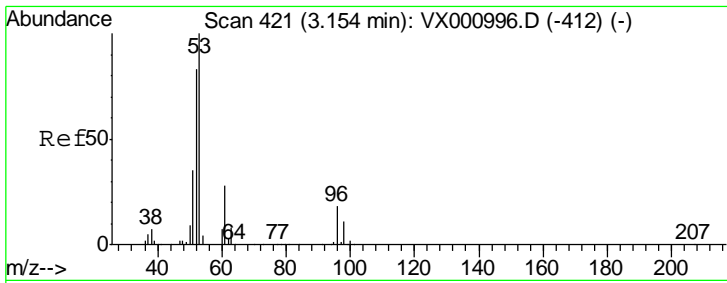
Tgt Ion	Ratio	Lower	Upper
142	100		
127	39.4	34.0	51.0
141	0.0	11.4	17.2#



#13
Acrolein
Concen: 11.99 ug/l
RT: 2.30 min Scan# 281
Delta R.T. 0.00 min
Lab File: VX001018.D
Acq: 20 Apr 2018 19:16

Tgt Ion	Ratio	Lower	Upper
56	100		
55	39.7	57.4	86.2#

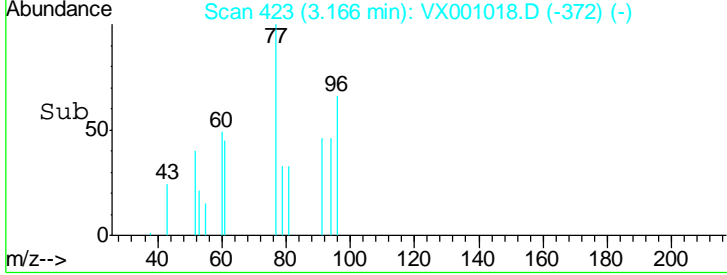
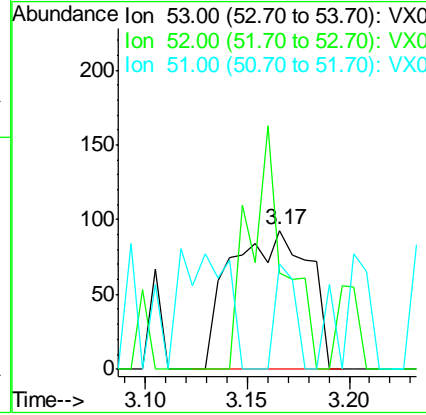
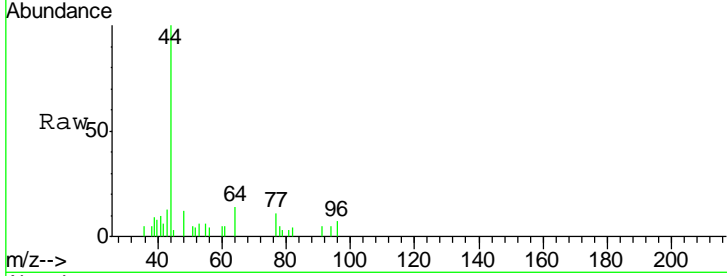




#15
 Acrylonitrile
 Concen: 0.21 ug/l
 RT: 3.17 min Scan# 423
 Delta R.T. 0.01 min
 Lab File: VX001018.D
 Acq: 20 Apr 2018 19:16

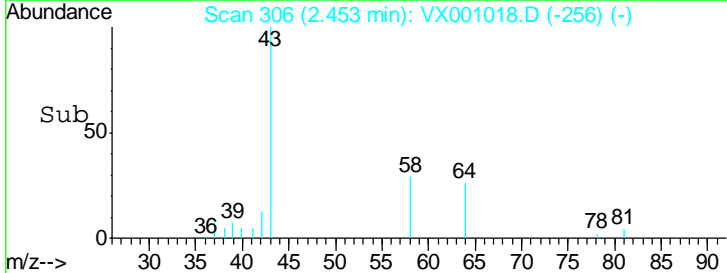
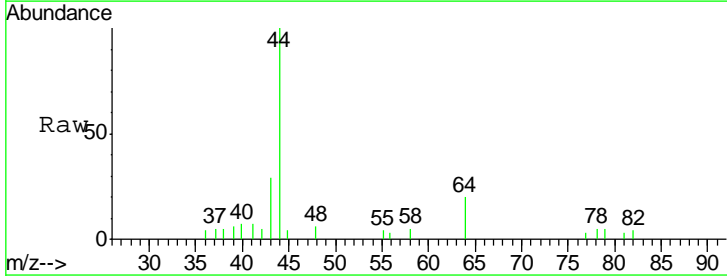
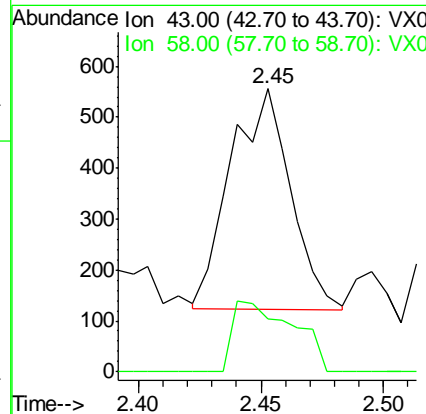
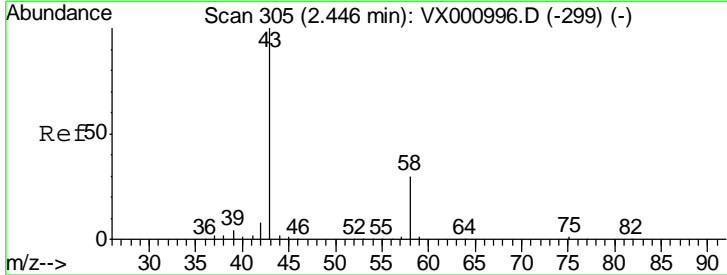
Instrument : MSVOA_X
 ClientSampled :

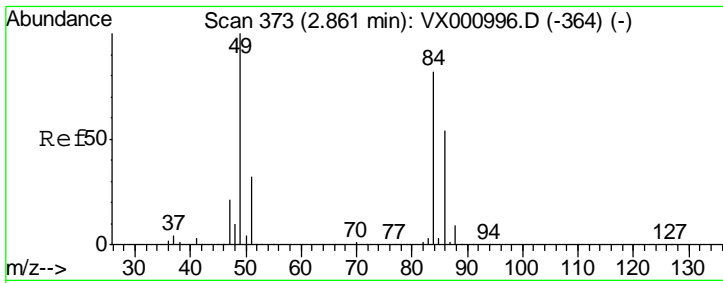
Tgt Ion	Resp	Lower	Upper
53	100		
52	77.8	66.4	99.6
51	19.4	29.0	43.6



#16
 Acetone
 Concen: 0.68 ug/l
 RT: 2.45 min Scan# 306
 Delta R.T. 0.01 min
 Lab File: VX001018.D
 Acq: 20 Apr 2018 19:16

Tgt Ion	Resp	Lower	Upper
43	100		
58	24.5	23.7	35.5

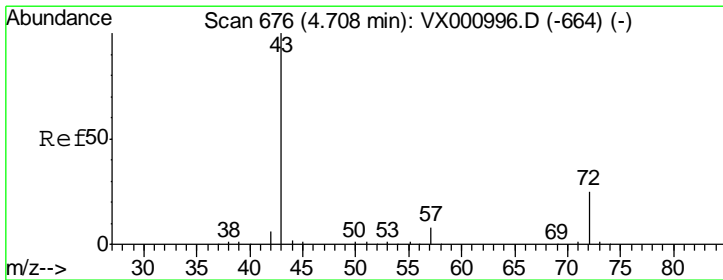
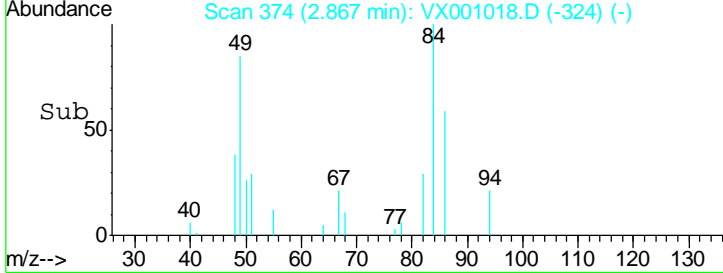
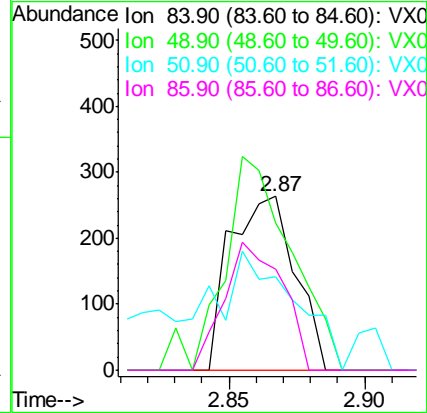
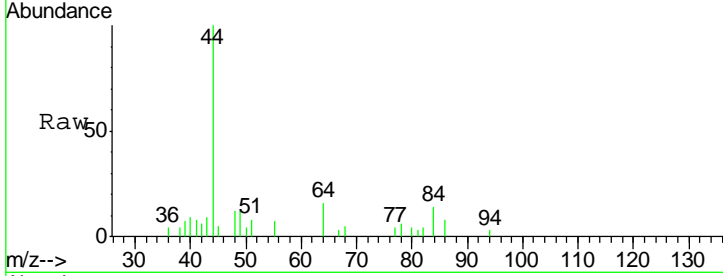




#20
 Methylene Chloride
 Concen: Below Cal
 RT: 2.87 min Scan# 374
 Delta R.T. 0.01 min
 Lab File: VX001018.D
 Acq: 20 Apr 2018 19:16

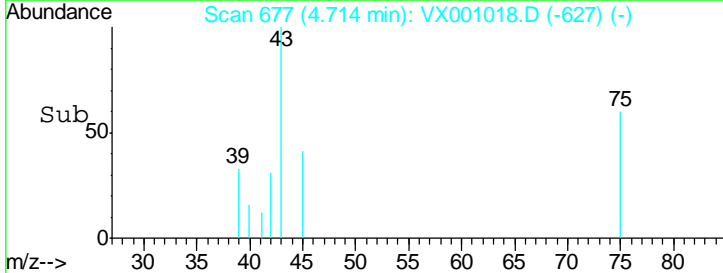
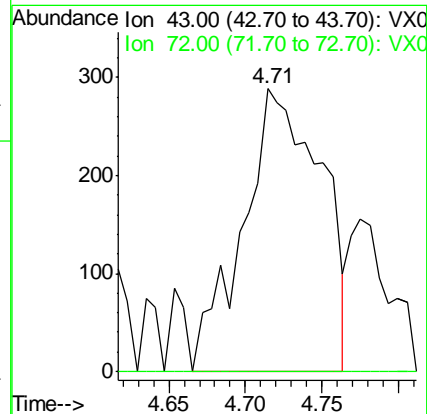
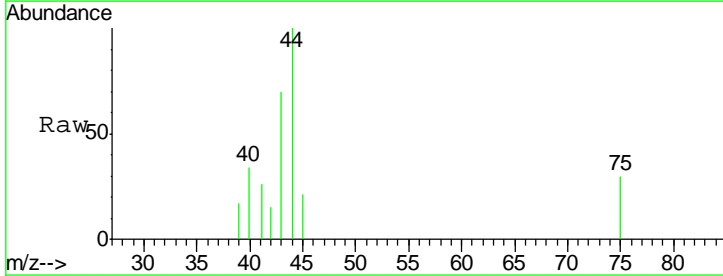
Instrument :
 MSVOA_X
 ClientSampled :

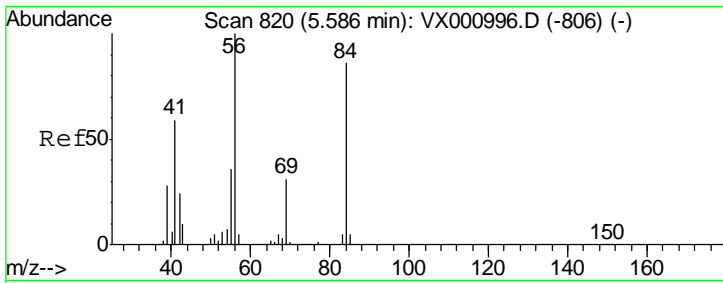
Tgt Ion	Resp	Lower	Upper
84	100		
49	84.8	97.1	145.7#
51	53.6	30.8	46.2#
86	58.6	52.3	78.5



#25
 2-Butanone
 Concen: 0.60 ug/l
 RT: 4.71 min Scan# 677
 Delta R.T. 0.01 min
 Lab File: VX001018.D
 Acq: 20 Apr 2018 19:16

Tgt Ion	Resp	Lower	Upper
43	100		
72	0.0	19.9	29.9#

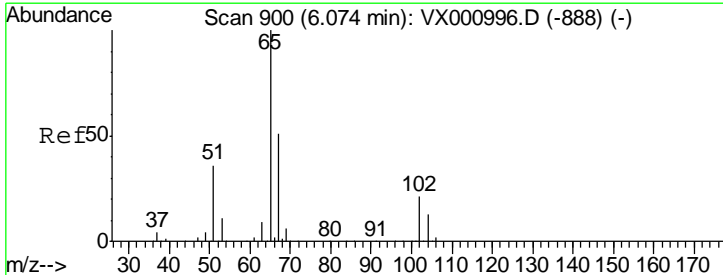
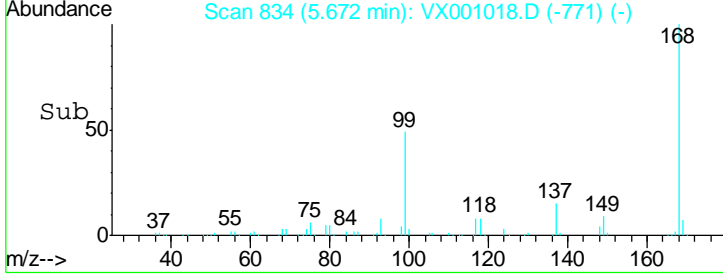
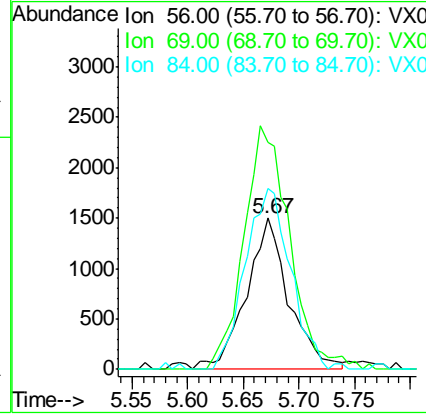
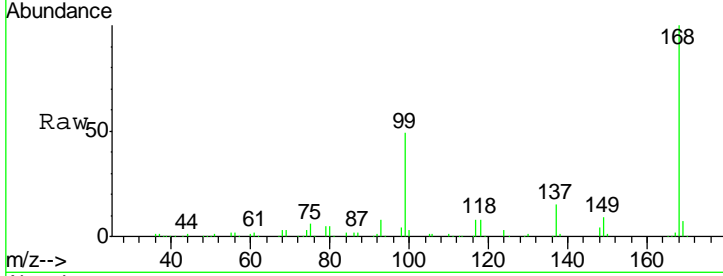




#31
 Cyclohexane
 Concen: 0.98 ug/l
 RT: 5.67 min Scan# 834
 Delta R.T. 0.09 min
 Lab File: VX001018.D
 Acq: 20 Apr 2018 19:16

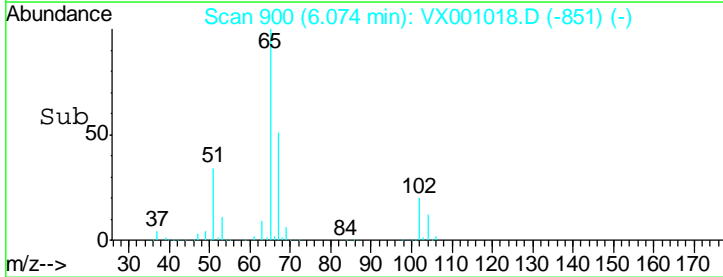
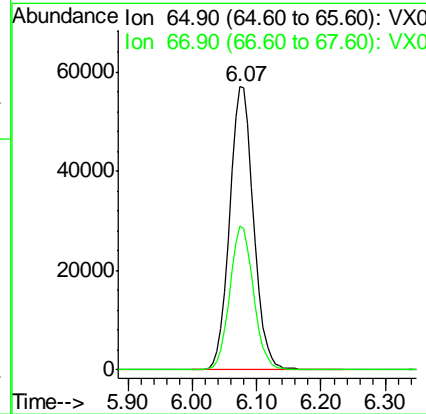
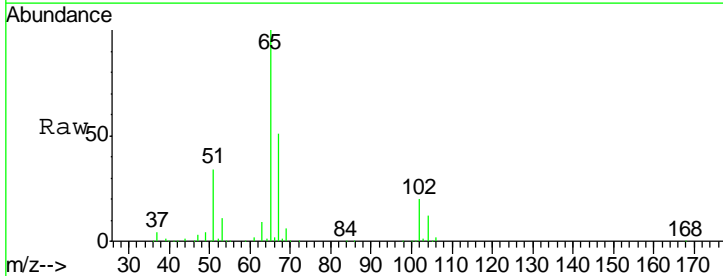
Instrument :
 MSVOA_X
 ClientSampled :

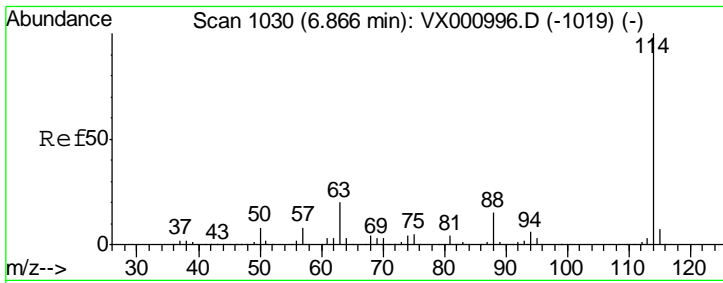
Tgt Ion	Resp	Lower	Upper
56	3996		
69	149.7	24.6	36.8#
84	119.4	69.0	103.6#



#33
 1,2-Dichloroethane-d4
 Concen: 51.44 ug/l
 RT: 6.07 min Scan# 900
 Delta R.T. 0.00 min
 Lab File: VX001018.D
 Acq: 20 Apr 2018 19:16

Tgt Ion	Resp	Lower	Upper
65	149501		
67	50.3	0.0	102.6

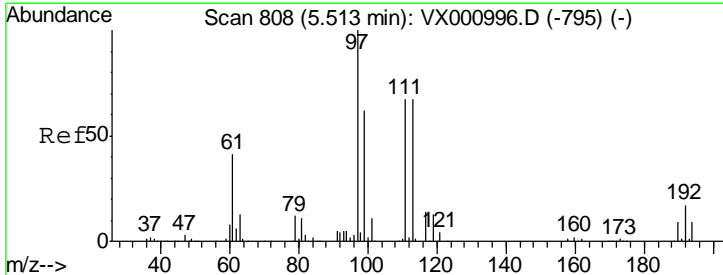
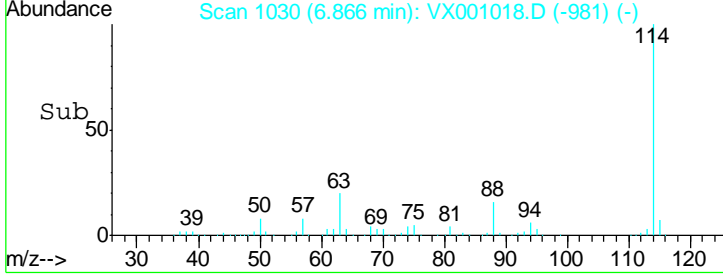
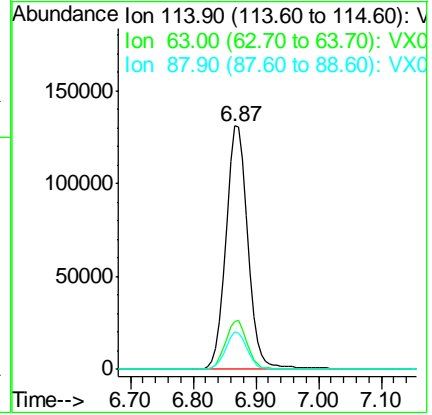
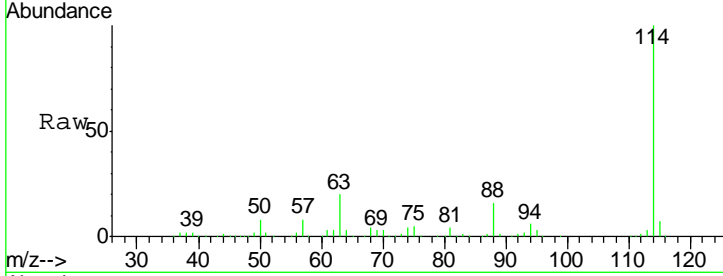




#34
 1,4-Difluorobenzene
 Concen: 50.00 ug/l
 RT: 6.87 min Scan# 1030
 Delta R.T. 0.00 min
 Lab File: VX001018.D
 Acq: 20 Apr 2018 19:16

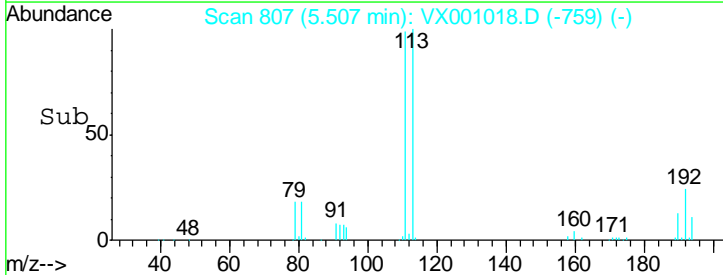
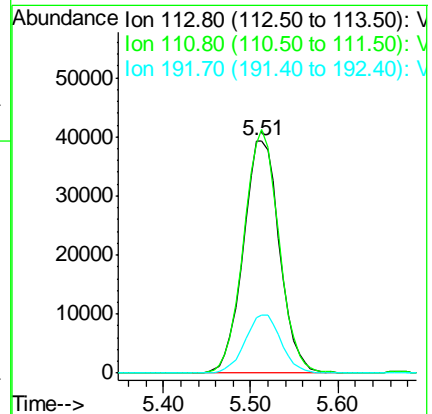
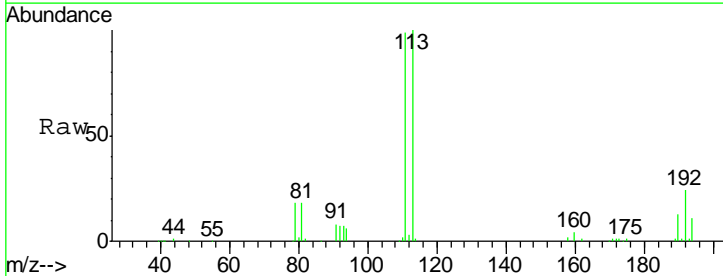
Instrument :
 MSVOA_X
 ClientSampled :

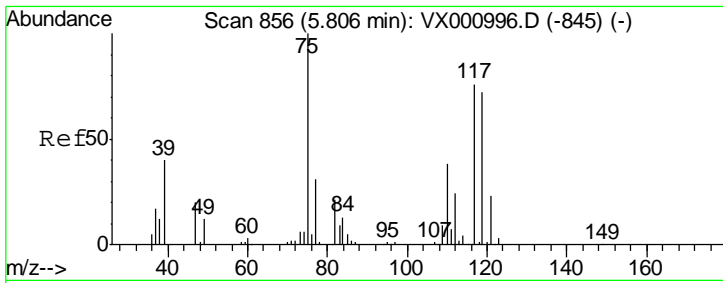
Tgt Ion	Resp	Lower	Upper
114	318701		
63	19.8	0.0	39.4
88	15.6	0.0	29.8



#35
 Dibromofluoromethane
 Concen: 46.60 ug/l
 RT: 5.51 min Scan# 807
 Delta R.T. -0.01 min
 Lab File: VX001018.D
 Acq: 20 Apr 2018 19:16

Tgt Ion	Resp	Lower	Upper
113	113245		
111	101.7	81.4	122.2
192	25.1	20.4	30.6

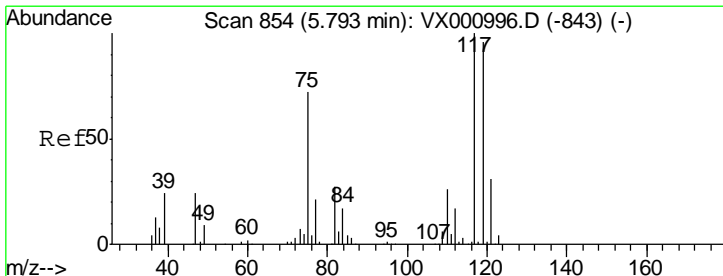
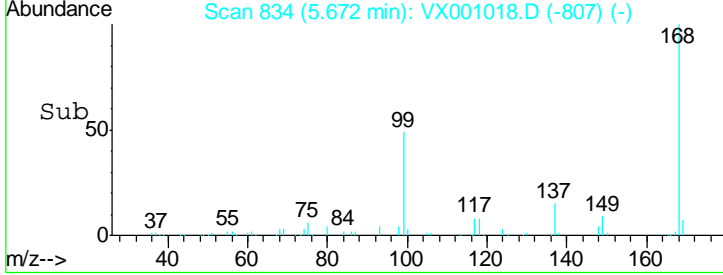
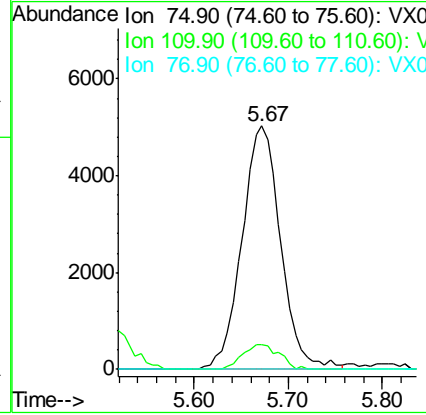
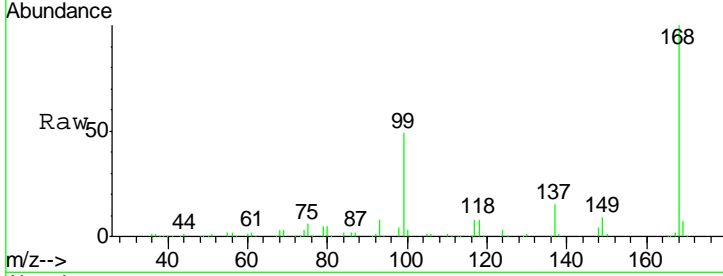




#36
 1,1-Dichloropropene
 Concen: 3.85 ug/l
 RT: 5.67 min Scan# 834
 Delta R.T. -0.13 min
 Lab File: VX001018.D
 Acq: 20 Apr 2018 19:16

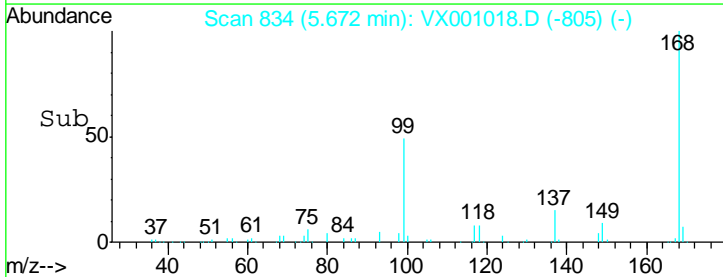
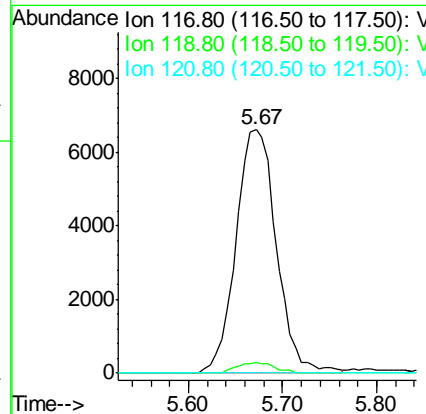
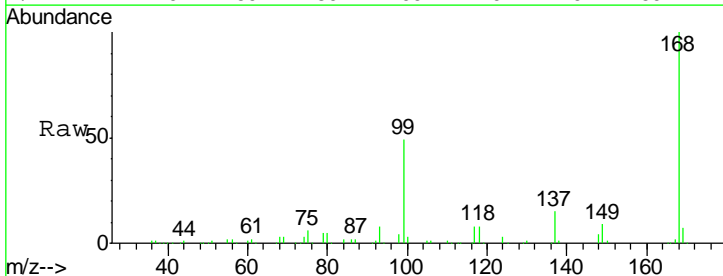
Instrument :
 MSVOA_X
 ClientSampled :

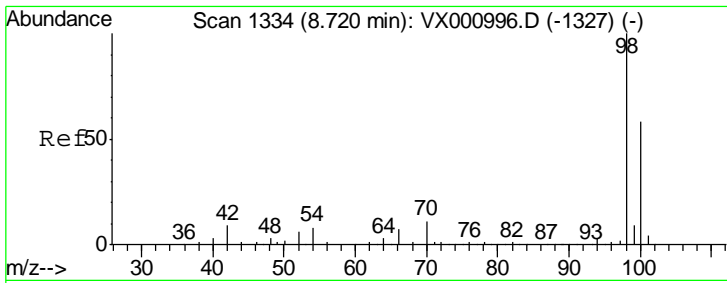
Tgt Ion	Resp	Lower	Upper
75	14423		
110	9.7	18.7	56.1#
77	0.0	25.0	37.4#



#38
 Carbon Tetrachloride
 Concen: 5.19 ug/l
 RT: 5.67 min Scan# 834
 Delta R.T. -0.12 min
 Lab File: VX001018.D
 Acq: 20 Apr 2018 19:16

Tgt Ion	Resp	Lower	Upper
117	19694		
119	4.3	76.5	114.7#
121	0.0	24.5	36.7#

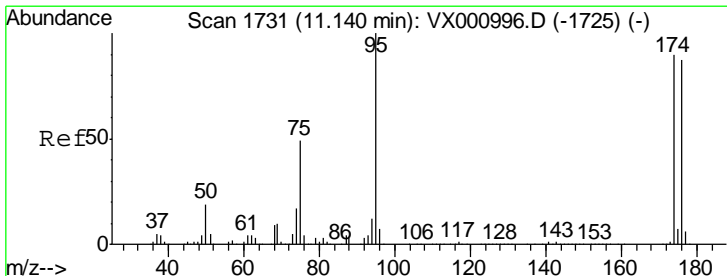
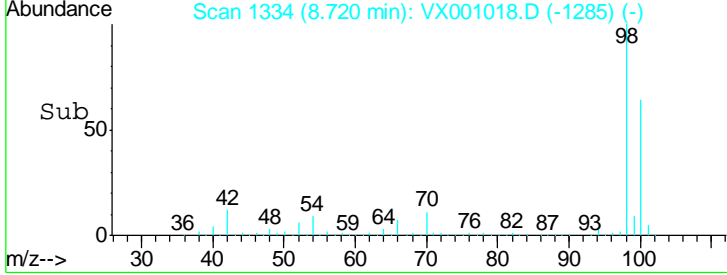
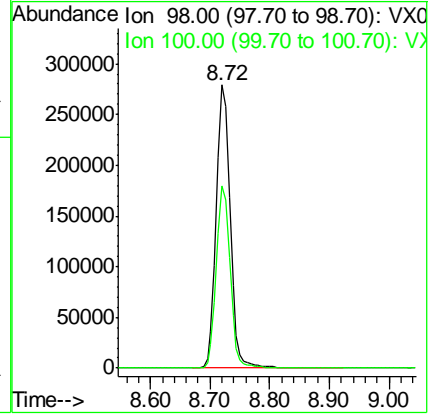
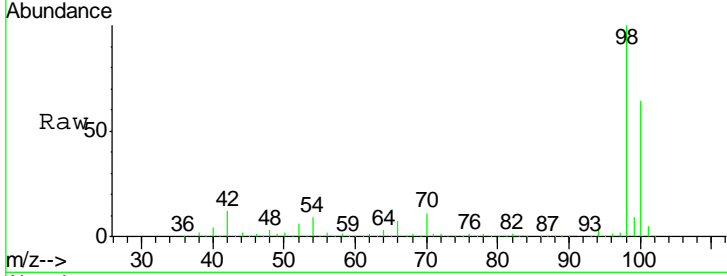




#50
 Toluene-d8
 Concen: 49.71 ug/l
 RT: 8.72 min Scan# 1334
 Delta R.T. 0.00 min
 Lab File: VX001018.D
 Acq: 20 Apr 2018 19:16

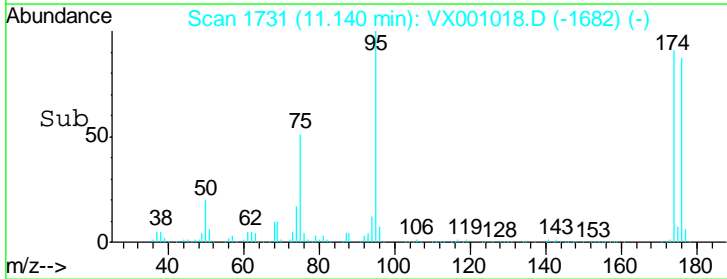
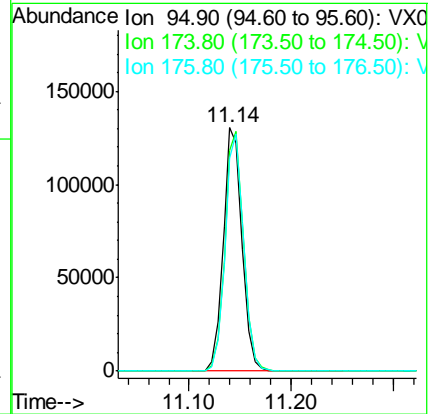
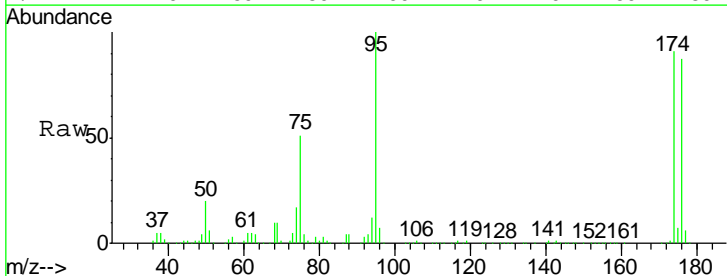
Instrument :
 MSVOA_X
 ClientSampled :

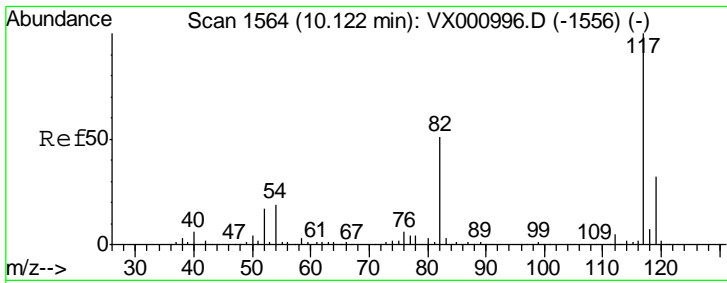
Tot Ion: 98 Resp: 446685
 Ion Ratio Lower Upper
 98 100
 100 64.2 51.9 77.9



#62
 4-Bromofluorobenzene
 Concen: 44.48 ug/l
 RT: 11.14 min Scan# 1731
 Delta R.T. 0.00 min
 Lab File: VX001018.D
 Acq: 20 Apr 2018 19:16

Tgt Ion: 95 Resp: 167731
 Ion Ratio Lower Upper
 95 100
 174 97.5 0.0 198.4
 176 95.6 0.0 192.0

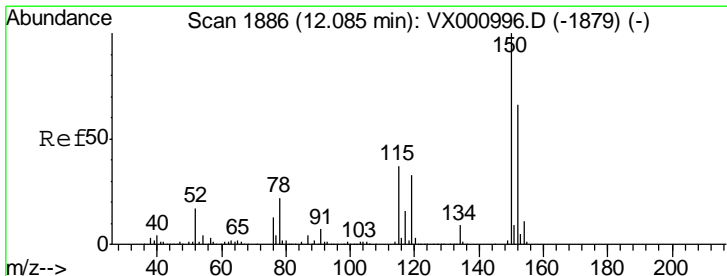
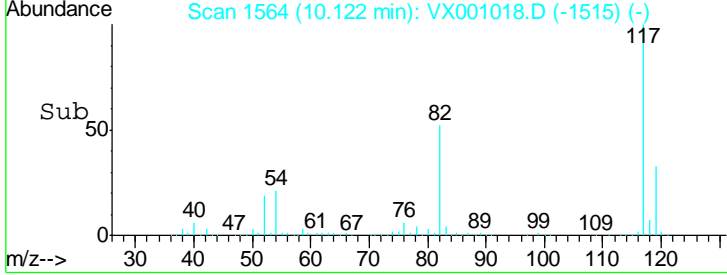
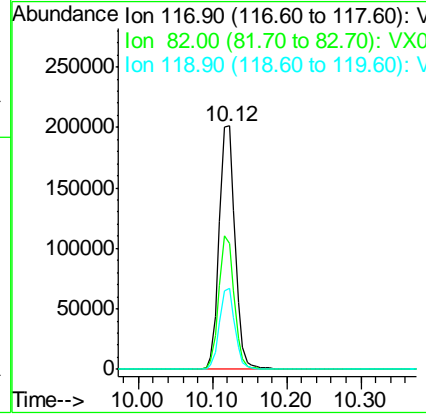
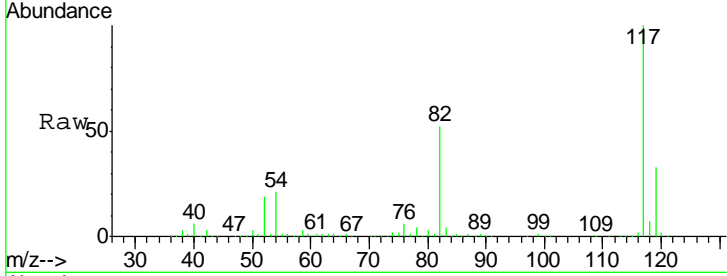




#63
 Chlorobenzene-d5
 Concen: 50.00 ug/l
 RT: 10.12 min Scan# 1564
 Delta R.T. 0.00 min
 Lab File: VX001018.D
 Acq: 20 Apr 2018 19:16

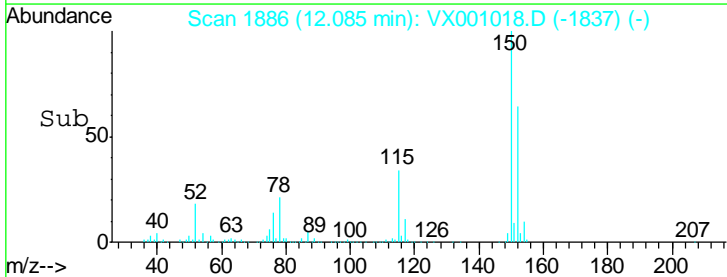
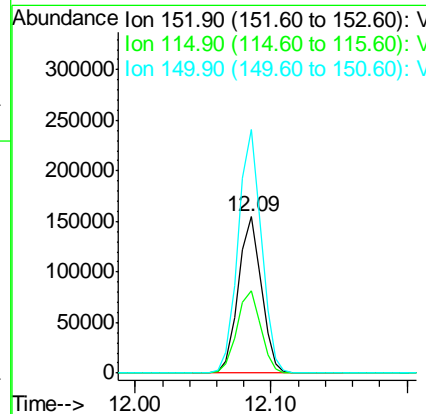
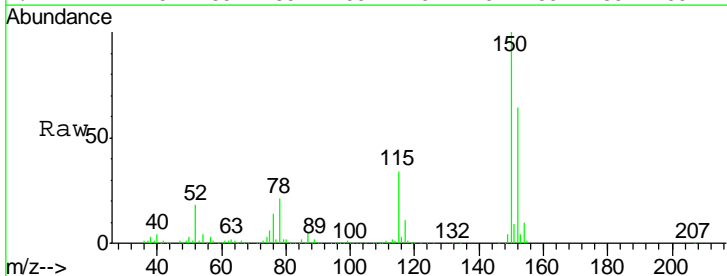
Instrument : MSVOA_X
 ClientSampled :

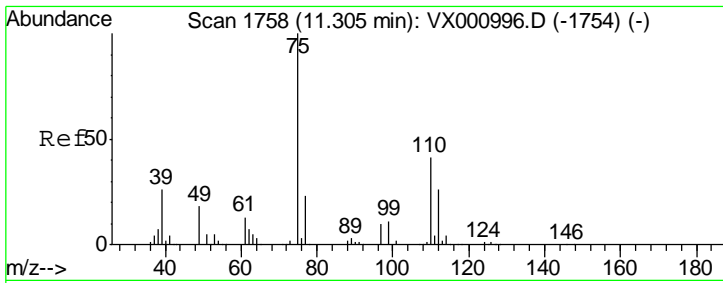
Tgt Ion	Resp	Lower	Upper
117	292661		
82	51.7	40.6	60.8
119	33.1	26.0	39.0



#72
 1,4-Dichlorobenzene-d4
 Concen: 50.00 ug/l
 RT: 12.09 min Scan# 1886
 Delta R.T. 0.00 min
 Lab File: VX001018.D
 Acq: 20 Apr 2018 19:16

Tgt Ion	Resp	Lower	Upper
152	182826		
115	54.1	38.2	114.6
150	157.0	0.0	350.4

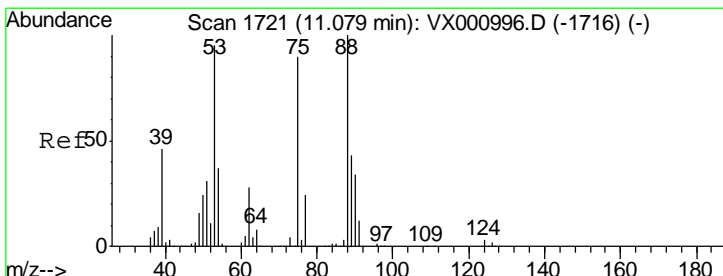
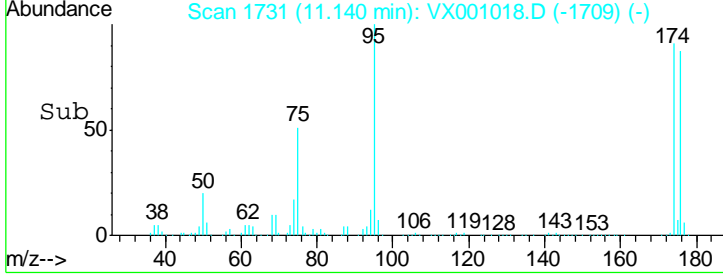
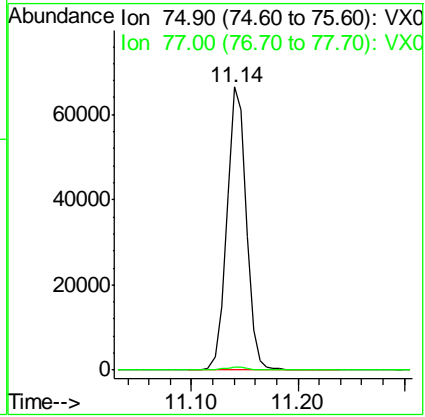
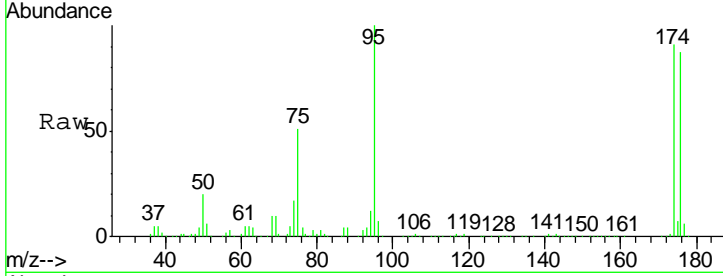




#76
 1,2,3-Trichloropropane
 Concen: 26.81 ug/l
 RT: 11.14 min Scan# 1731
 Delta R.T. -0.16 min
 Lab File: VX001018.D
 Acq: 20 Apr 2018 19:16

Instrument :
 MSVOA_X
 ClientSampled :

Tgt Ion	Resp	Lower	Upper
75	100		
77	1.2	19.6	58.7#



#81
 trans-1,4-Dichloro-2-butene
 Concen: 80.19 ug/l
 RT: 11.14 min Scan# 1731
 Delta R.T. 0.06 min
 Lab File: VX001018.D
 Acq: 20 Apr 2018 19:16

Tgt Ion	Resp	Lower	Upper
75	100		
53	0.0	83.4	125.2#
89	0.0	39.7	59.5#

