

Data Path : Z:\VOASRV\HPCHEM1\MSVOA X\DATA\VX103119\  
 Data File : VX013295.D  
 Acq On : 31 Oct 2019 17:29  
 Operator : JC/SP  
 Sample : VSTDICCC050  
 Misc : 5.0mL/MSVOA X/WATER  
 ALS Vial : 6 Sample Multiplier: 1

Instrument :  
 MSVOA\_X  
 ClientSampleId :  
 VSTDICCC050

Quant Time: Nov 02 06:41:33 2019  
 Quant Method : Z:\VOASRV\HPCHEM1\MSVOA\_X\METHOD\82X103119W.M  
 Quant Title : SW846 8260  
 QLast Update : Sat Nov 02 06:36:48 2019  
 Response via : Initial Calibration

Internal Standards	R.T.	QIon	Response	Conc	Units	Dev(Min)
1) Pentafluorobenzene	5.65	168	713478	50.00	ug/l	0.00
34) 1,4-Difluorobenzene	6.85	114	1083905	50.00	ug/l	0.00
63) Chlorobenzene-d5	10.11	117	1000740	50.00	ug/l	0.00
72) 1,4-Dichlorobenzene-d4	12.07	152	512345	50.00	ug/l	0.00

## System Monitoring Compounds

33) 1,2-Dichloroethane-d4	6.05	65	417722	53.56	ug/l	0.00
Spiked Amount	50.000		Recovery	=	107.12%	
35) Dibromofluoromethane	5.48	113	338364	49.26	ug/l	0.00
Spiked Amount	50.000		Recovery	=	98.52%	
50) Toluene-d8	8.71	98	1299485	50.34	ug/l	0.00
Spiked Amount	50.000		Recovery	=	100.68%	
62) 4-Bromofluorobenzene	11.13	95	462066	49.16	ug/l	0.00
Spiked Amount	50.000		Recovery	=	98.32%	

## Target Compounds

						Qvalue
2) Dichlorodifluoromethane	1.19	85	428725	62.783	ug/l	100
3) Chloromethane	1.31	50	460081	65.702	ug/l	100
4) Vinyl Chloride	1.40	62	537293	73.309	ug/l	100
5) Bromomethane	1.62	94	352783	78.868	ug/l	100
6) Chloroethane	1.70	64	294291	64.248	ug/l	100
7) Trichlorofluoromethane	1.92	101	590507	51.785	ug/l	100
8) Diethyl Ether	2.17	74	266120	63.948	ug/l	100
9) 1,1,2-Trichlorotrifluoroet	2.37	101	329656	50.605	ug/l	100
10) Methyl Iodide	2.50	142	432921	51.381	ug/l	100
11) Tert butyl alcohol	3.04	59	519222	280.050	ug/l	100
12) 1,1-Dichloroethene	2.36	96	334191	52.194	ug/l	100
13) Acrolein	2.28	56	312293	290.946	ug/l	100
14) Allyl chloride	2.72	41	602235	61.998	ug/l	100
15) Acrylonitrile	3.13	53	1091912	293.423	ug/l	100
16) Acetone	2.43	43	1080458	301.126	ug/l	100
17) Carbon Disulfide	2.56	76	896530	54.188	ug/l	100
18) Methyl Acetate	2.76	43	605849	70.151	ug/l	100
19) Methyl tert-butyl Ether	3.18	73	1137664	54.277	ug/l	100
20) Methylene Chloride	2.84	84	376225	51.100	ug/l	100
21) trans-1,2-Dichloroethene	3.16	96	358949	52.547	ug/l	100
22) Diisopropyl ether	3.84	45	1199128	58.992	ug/l	100
23) Vinyl Acetate	3.80	43	5145310	300.521	ug/l	100
24) 1,1-Dichloroethane	3.69	63	648048	55.596	ug/l	100
25) 2-Butanone	4.66	43	1631783	314.492	ug/l	100
26) 2,2-Dichloropropane	4.57	77	518500	54.625	ug/l	100
27) cis-1,2-Dichloroethene	4.58	96	410960	51.837	ug/l	100
28) Bromochloromethane	5.00	49	186070	36.455	ug/l	100
29) Tetrahydrofuran	5.12	42	1026924	312.068	ug/l	100
30) Chloroform	5.20	83	645687	51.926	ug/l	100
31) Cyclohexane	5.57	56	573982	54.114	ug/l	100
32) 1,1,1-Trichloroethane	5.48	97	555777	52.031	ug/l	100
36) 1,1-Dichloropropene	5.79	75	486539	53.700	ug/l	100
37) Ethyl Acetate	4.82	43	599902	62.767	ug/l	100
38) Carbon Tetrachloride	5.78	117	478193	51.322	ug/l	100

Data Path : Z:\VOASRV\HPCHEM1\MSVOA X\DATA\VX103119\  
 Data File : VX013295.D  
 Acq On : 31 Oct 2019 17:29  
 Operator : JC/SP  
 Sample : VSTDICCC050  
 Misc : 5.0mL/MSVOA X/WATER  
 ALS Vial : 6 Sample Multiplier: 1

Instrument :  
 MSVOA\_X  
 ClientSampleId :  
 VSTDICCC050

Quant Time: Nov 02 06:41:33 2019  
 Quant Method : Z:\VOASRV\HPCHEM1\MSVOA\_X\METHOD\82X103119W.M  
 Quant Title : SW846 8260  
 QLast Update : Sat Nov 02 06:36:48 2019  
 Response via : Initial Calibration

Internal Standards	R.T.	QIon	Response	Conc	Units	Dev(Min)
39) Methylcyclohexane	7.46	83	583001	50.296	ug/l	100
40) Benzene	6.13	78	1468761	53.068	ug/l	100
41) Methacrylonitrile	5.03	41	331985	60.657	ug/l	100
42) 1,2-Dichloroethane	6.18	62	545167	55.699	ug/l	100
43) Isopropyl Acetate	6.43	43	947863	60.482	ug/l	100
44) Trichloroethene	7.20	130	398348	49.275	ug/l	100
45) 1,2-Dichloropropane	7.51	63	377784	53.420	ug/l	100
46) Dibromomethane	7.65	93	257074	51.449	ug/l	100
47) Bromodichloromethane	7.89	83	501038	55.617	ug/l	100
48) Methyl methacrylate	7.76	41	485324	62.830	ug/l	100
49) 1,4-Dioxane	7.73	88	213429	1033.481	ug/l	100
51) 4-Methyl-2-Pentanone	8.64	43	3121152	307.112	ug/l	100
52) Toluene	8.78	92	922059	51.118	ug/l	100
53) t-1,3-Dichloropropene	9.04	75	561874	57.812	ug/l	100
54) cis-1,3-Dichloropropene	8.43	75	611828	56.807	ug/l	100
55) 1,1,2-Trichloroethane	9.21	97	383083	51.450	ug/l	100
56) Ethyl methacrylate	9.17	69	619022	56.335	ug/l	100
57) 1,3-Dichloropropane	9.37	76	648307	54.264	ug/l	100
58) 2-Chloroethyl Vinyl ether	8.31	63	1385610	266.762	ug/l	100
59) 2-Hexanone	9.49	43	2448729	311.322	ug/l	100
60) Dibromochloromethane	9.57	129	408784	54.422	ug/l	100
61) 1,2-Dibromoethane	9.67	107	410946	52.127	ug/l	100
64) Tetrachloroethene	9.33	164	353449	45.352	ug/l	100
65) Chlorobenzene	10.14	112	1002912	48.643	ug/l	100
66) 1,1,1,2-Tetrachloroethane	10.21	131	378719	52.214	ug/l	100
67) Ethyl Benzene	10.25	91	1786863	50.840	ug/l	100
68) m/p-Xylenes	10.35	106	1370719	101.680	ug/l	100
69) o-Xylene	10.70	106	657641	50.154	ug/l	100
70) Styrene	10.71	104	1138891	52.030	ug/l	100
71) Bromoform	10.85	173	318144	54.734	ug/l	100
73) Isopropylbenzene	11.01	105	1748940	50.155	ug/l	100
74) N-amyl acetate	10.89	43	859062	62.045	ug/l	100
75) 1,1,2,2-Tetrachloroethane	11.26	83	628355	54.308	ug/l	100
76) 1,2,3-Trichloropropane	11.29	75	718454	76.546	ug/l	79
77) Bromobenzene	11.25	156	460884	48.226	ug/l	100
78) n-propylbenzene	11.35	91	2002043	51.854	ug/l	100
79) 2-Chlorotoluene	11.42	91	1172533	50.627	ug/l	100
80) 1,3,5-Trimethylbenzene	11.50	105	1476757	50.834	ug/l	100
81) trans-1,4-Dichloro-2-buten	11.07	75	213269	60.374	ug/l	100
82) 4-Chlorotoluene	11.51	91	1367383	50.733	ug/l	100
83) tert-Butylbenzene	11.76	119	1507774	52.438	ug/l	100
84) 1,2,4-Trimethylbenzene	11.80	105	1497854	51.078	ug/l	100
85) sec-Butylbenzene	11.94	105	1705038	51.014	ug/l	100
86) p-Isopropyltoluene	12.06	119	1592195	51.484	ug/l	100
87) 1,3-Dichlorobenzene	12.02	146	822267	49.488	ug/l	100
88) 1,4-Dichlorobenzene	12.09	146	816859	48.102	ug/l	100
89) n-Butylbenzene	12.39	91	1399434	52.793	ug/l	100
90) Hexachloroethane	12.59	117	280303	56.426	ug/l	100
91) 1,2-Dichlorobenzene	12.39	146	817371	49.654	ug/l	100
92) 1,2-Dibromo-3-Chloropropan	12.99	75	149985	60.759	ug/l	100

Data Path : Z:\VOASRV\HPCHEM1\MSVOA X\DATA\VX103119\  
Data File : VX013295.D  
Acq On : 31 Oct 2019 17:29  
Operator : JC/SP  
Sample : VSTDICCC050  
Misc : 5.0mL/MSVOA X/WATER  
ALS Vial : 6 Sample Multiplier: 1

Instrument :  
MSVOA\_X  
ClientSampleId :  
VSTDICCC050

Quant Time: Nov 02 06:41:33 2019  
Quant Method : Z:\VOASRV\HPCHEM1\MSVOA\_X\METHOD\82X103119W.M  
Quant Title : SW846 8260  
QLast Update : Sat Nov 02 06:36:48 2019  
Response via : Initial Calibration

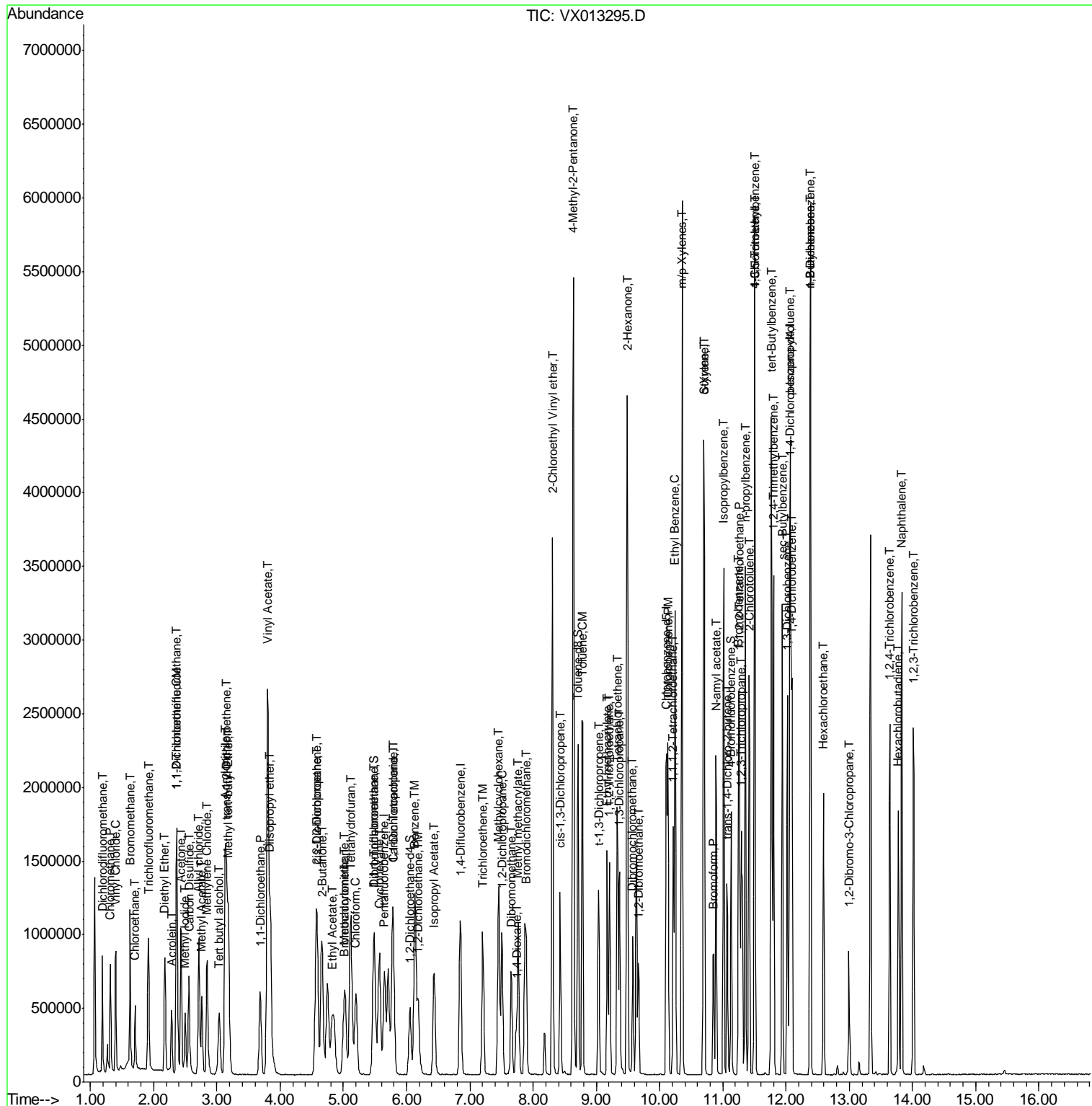
Internal Standards	R.T.	QIon	Response	Conc	Units	Dev(Min)
93) 1,2,4-Trichlorobenzene	13.64	180	579093	51.721	ug/l	100
94) Hexachlorobutadiene	13.78	225	275841	49.832	ug/l	100
95) Naphthalene	13.83	128	1935744	57.467	ug/l	100
96) 1,2,3-Trichlorobenzene	14.01	180	586773	52.457	ug/l	100

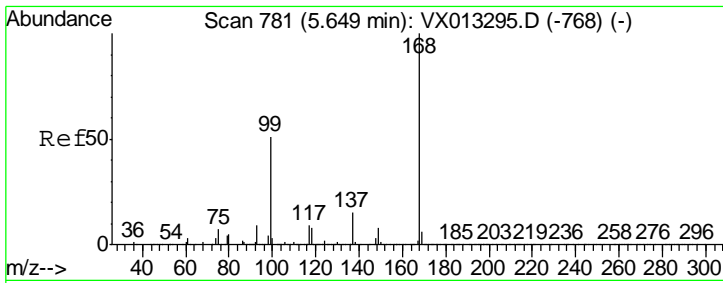
(#) = qualifier out of range (m) = manual integration (+) = signals summed

Data Path : Z:\VOASRV\HPCHEM1\MSVOA X\DATA\VX103119\  
 Data File : VX013295.D  
 Acq On : 31 Oct 2019 17:29  
 Operator : JC/SP  
 Sample : VSTDICCC050  
 Misc : 5.0mL/MSVOA X/WATER  
 ALS Vial : 6 Sample Multiplier: 1

Instrument :  
 MSVOA\_X  
 Client Sampled :  
 VSTDICCC050

Quant Time: Nov 02 06:41:33 2019  
 Quant Method : Z:\VOASRV\HPCHEM1\MSVOA\_X\METHOD\82X103119W.M  
 Quant Title : SW846 8260  
 QLast Update : Sat Nov 02 06:36:48 2019  
 Response via : Initial Calibration

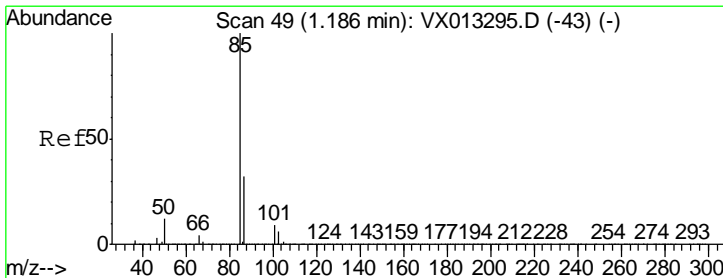
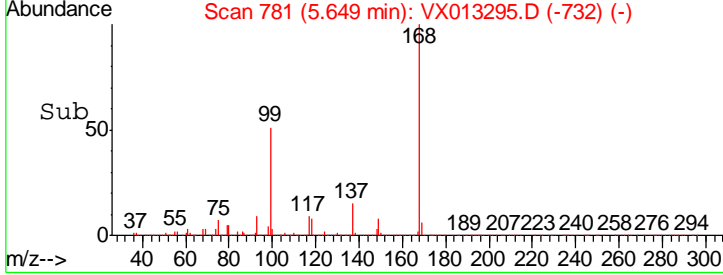
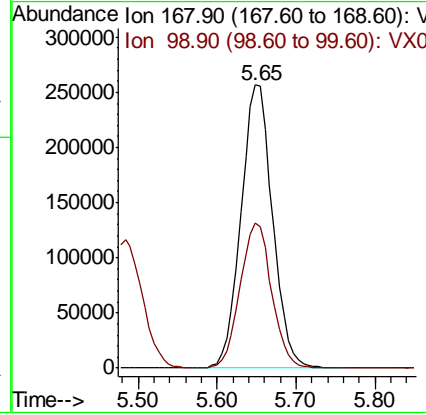
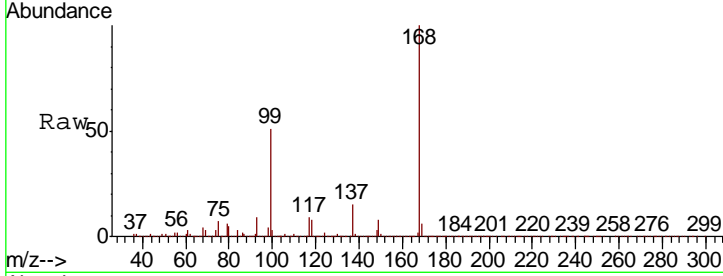




#1  
 Pentafluorobenzene  
 Concen: 50.000 ug/l  
 RT: 5.65 min Scan# 781  
 Delta R.T. 0.00 min  
 Lab File: VX013295.D  
 Acq: 31 Oct 2019 17:29

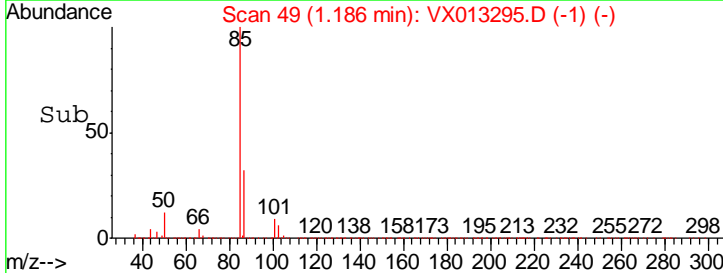
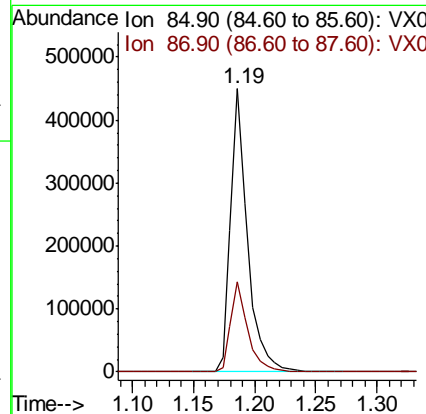
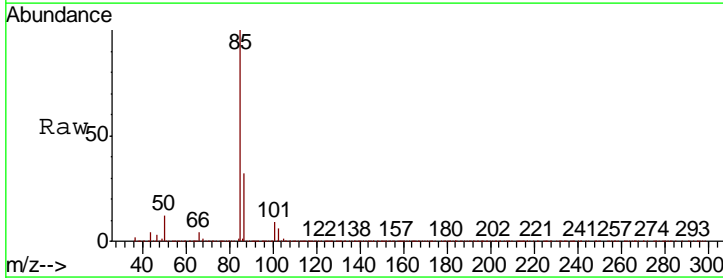
Instrument :  
 MSVOA\_X  
 ClientSampleID :  
 VSTDICCC050


Tgt Ion	Resp	Lower	Upper
168	713478		
99	51.0	40.8	61.2



#2  
 Dichlorodifluoromethane  
 Concen: 62.783 ug/l  
 RT: 1.19 min Scan# 49  
 Delta R.T. 0.00 min  
 Lab File: VX013295.D  
 Acq: 31 Oct 2019 17:29

Tgt Ion	Resp	Lower	Upper
85	428725		
87	31.7	15.9	47.6

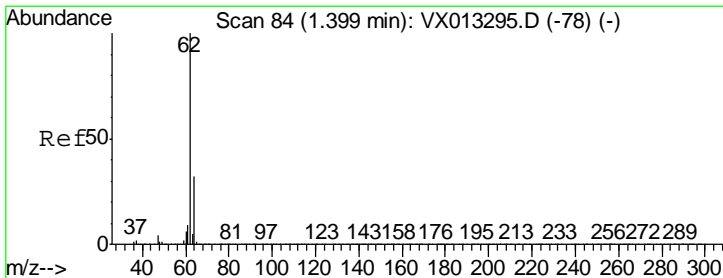
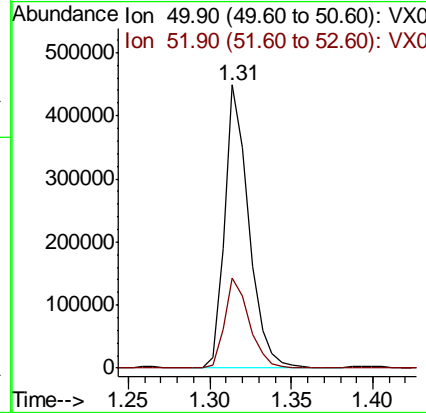
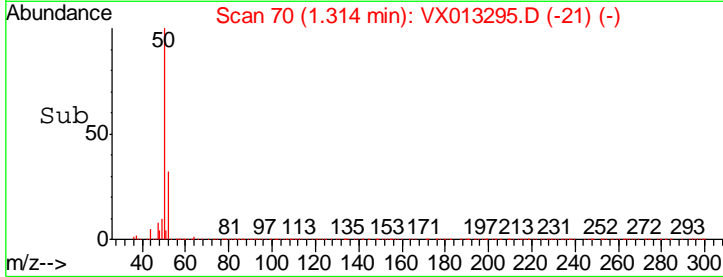





#3  
 Chloromethane  
 Concen: 65.702 ug/l  
 RT: 1.31 min Scan# 70  
 Delta R.T. 0.00 min  
 Lab File: VX013295.D  
 Acq: 31 Oct 2019 17:29

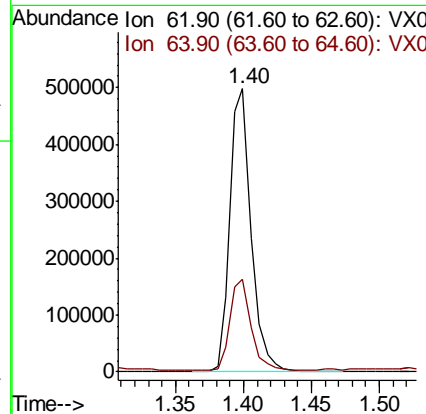


Instrument :  
 MSVOA\_X  
 ClientSampled :  
 VSTDICCC050

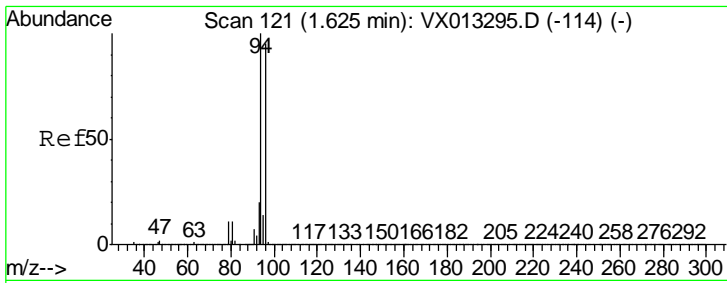
Tgt Ion: 50 Resp: 460081  
 Ion Ratio Lower Upper  
 50 100  
 52 31.9 25.5 38.3



#4  
 Vinyl Chloride  
 Concen: 73.309 ug/l  
 RT: 1.40 min Scan# 84  
 Delta R.T. 0.00 min  
 Lab File: VX013295.D  
 Acq: 31 Oct 2019 17:29

Tgt Ion: 62 Resp: 537293  
 Ion Ratio Lower Upper  
 62 100  
 64 32.0 25.6 38.4

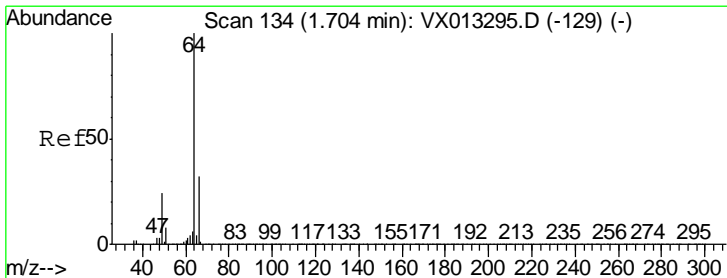
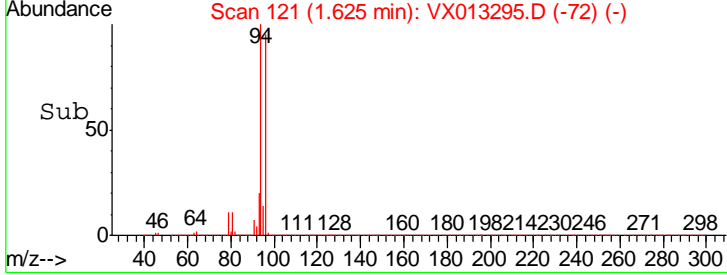
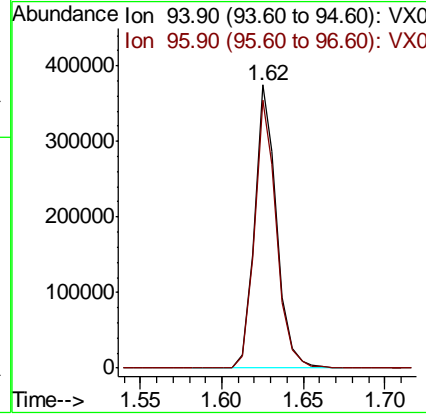
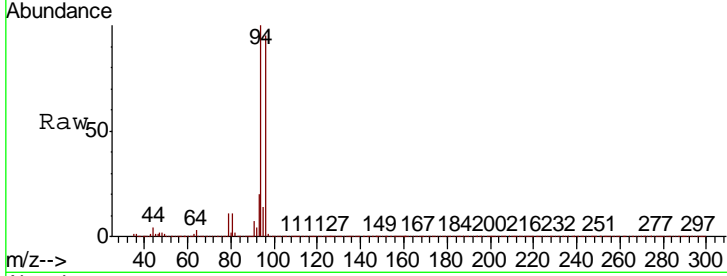




#5  
 Bromomethane  
 Concen: 78.868 ug/l  
 RT: 1.62 min Scan# 121  
 Delta R.T. 0.00 min  
 Lab File: VX013295.D  
 Acq: 31 Oct 2019 17:29

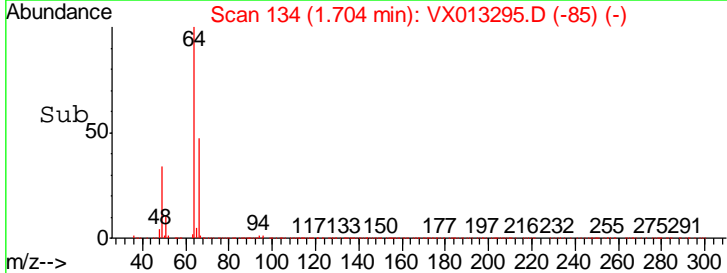
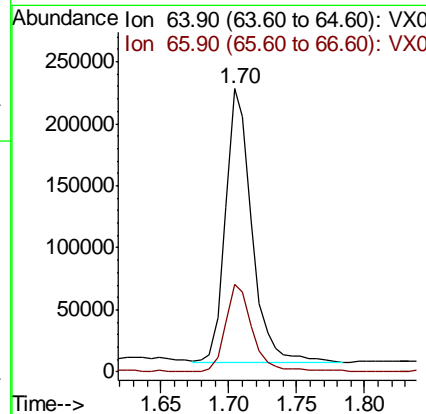
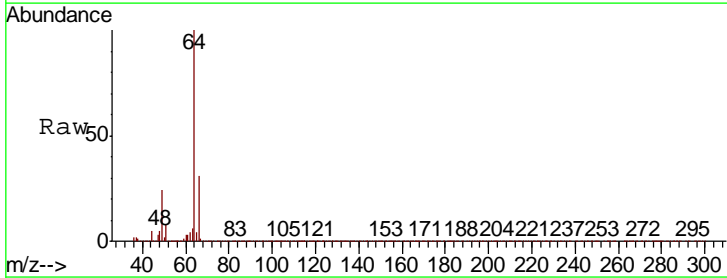
Instrument :  
 MSVOA\_X  
 ClientSampled :  
 VSTDICCC050

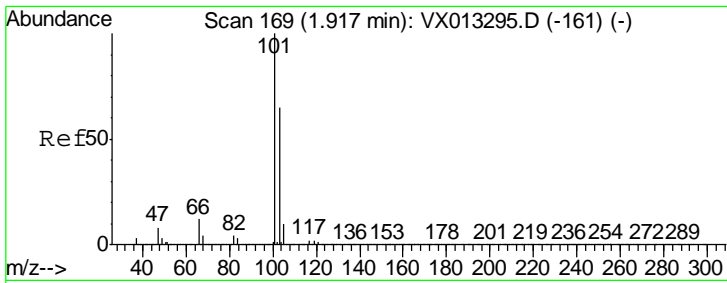
Tgt Ion	Resp	Lower	Upper
94	352783		
96	94.8	75.8	113.8



#6  
 Chloroethane  
 Concen: 64.248 ug/l  
 RT: 1.70 min Scan# 134  
 Delta R.T. 0.00 min  
 Lab File: VX013295.D  
 Acq: 31 Oct 2019 17:29

Tgt Ion	Resp	Lower	Upper
64	294291		
66	32.0	25.6	38.4

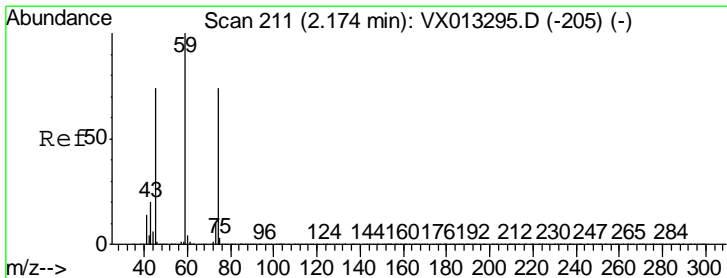
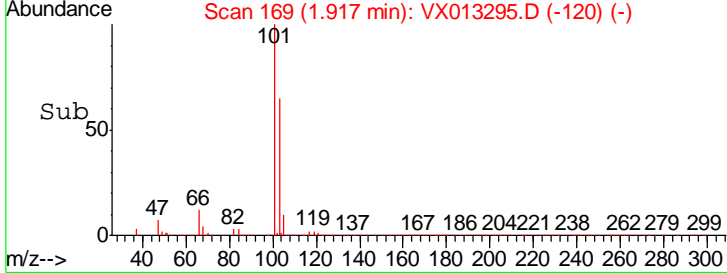
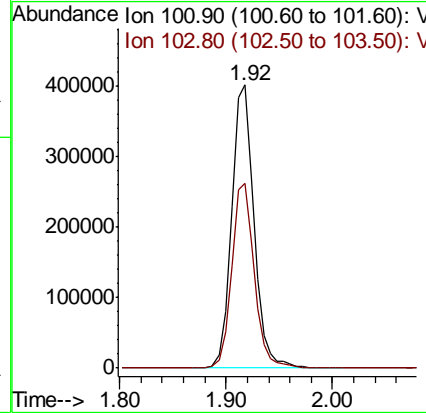
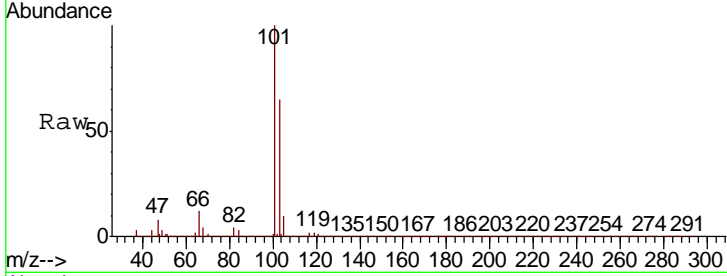




#7  
 Trichlorofluoromethane  
 Concen: 51.785 ug/l  
 RT: 1.92 min Scan# 169  
 Delta R.T. 0.00 min  
 Lab File: VX013295.D  
 Acq: 31 Oct 2019 17:29

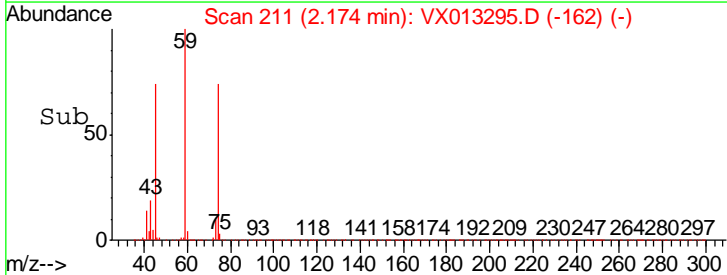
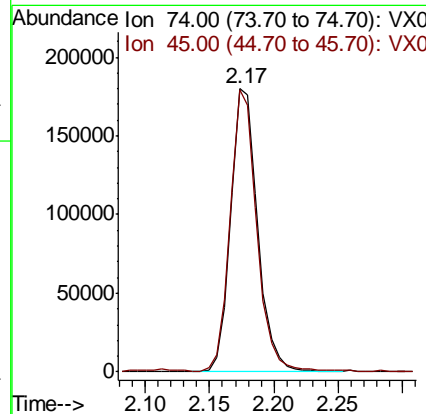

**Instrument :**  
 MSVOA\_X  
**ClientSampled :**  
 VSTDICCC050

Tgt Ion	Resp	Lower	Upper
101	590507		
103	65.4	52.3	78.5

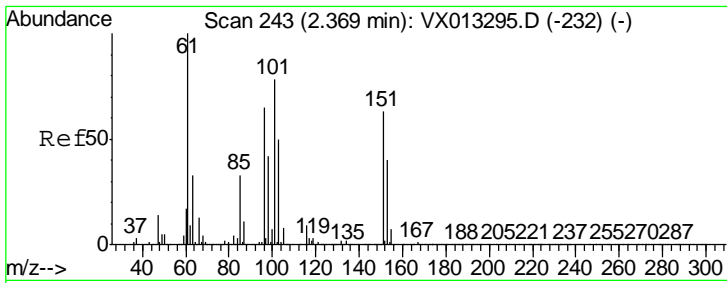


#8  
 Diethyl Ether  
 Concen: 63.948 ug/l  
 RT: 2.17 min Scan# 211  
 Delta R.T. 0.00 min  
 Lab File: VX013295.D  
 Acq: 31 Oct 2019 17:29

Tgt Ion	Resp	Lower	Upper
74	266120		
45	97.1	48.5	145.6



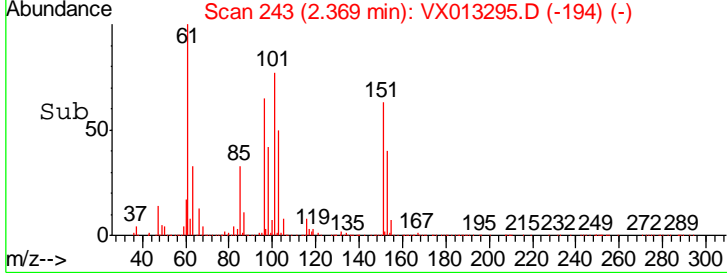
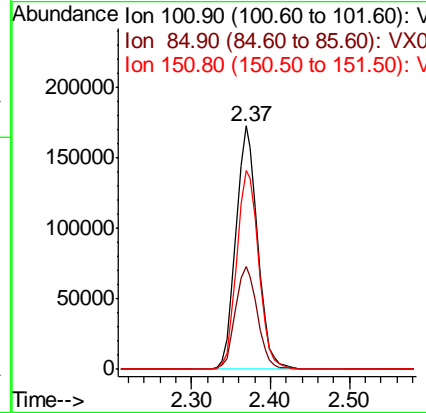
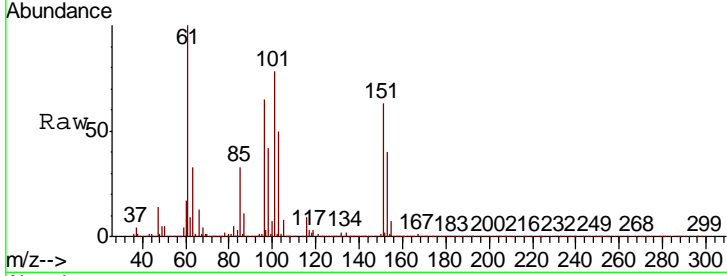




#9  
 1,1,2-Trichlorotrifluoroethane  
 Concen: 50.605 ug/l  
 RT: 2.37 min Scan# 243  
 Delta R.T. 0.00 min  
 Lab File: VX013295.D  
 Acq: 31 Oct 2019 17:29

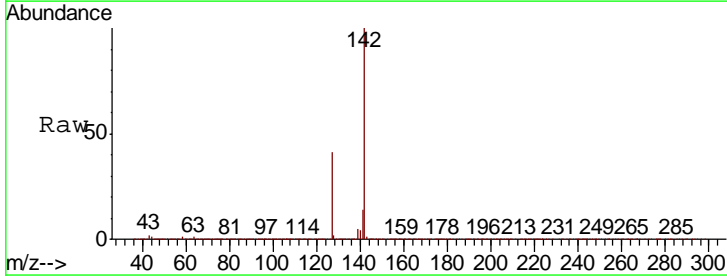
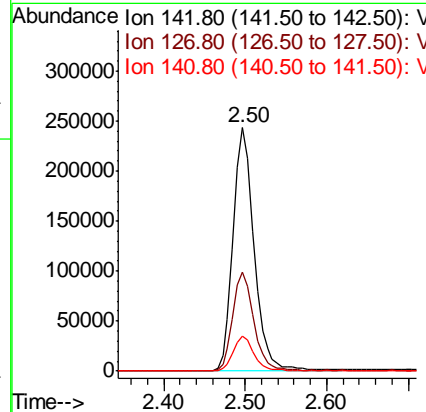
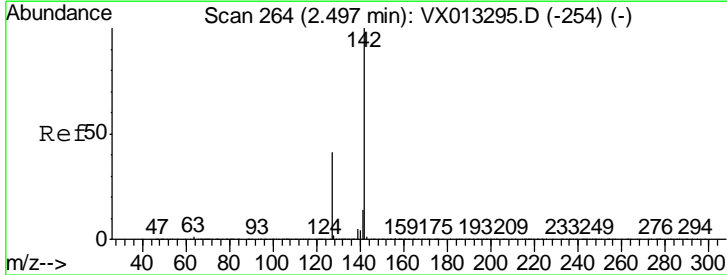
Instrument :  
 MSVOA\_X  
 ClientSampled :  
 VSTDICCC050

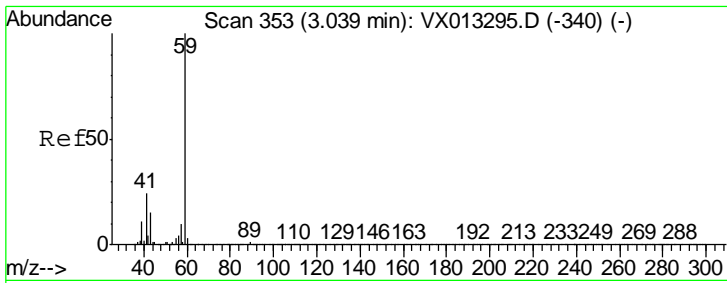
Tgt Ion	Resp	Lower	Upper
101	329656		
101	100		
85	43.0	34.4	51.6
151	83.0	66.4	99.6



#10  
 Methyl Iodide  
 Concen: 51.381 ug/l  
 RT: 2.50 min Scan# 264  
 Delta R.T. 0.00 min  
 Lab File: VX013295.D  
 Acq: 31 Oct 2019 17:29

Tgt Ion	Resp	Lower	Upper
142	432921		
142	100		
127	40.8	32.6	49.0
141	14.5	11.6	17.4

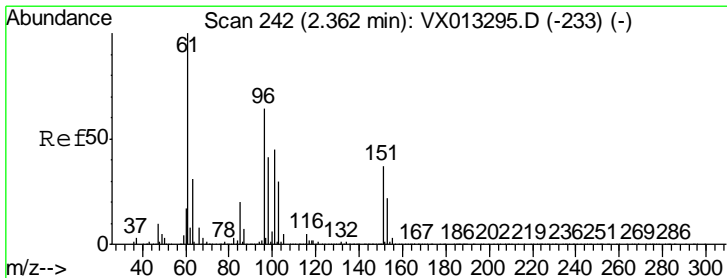
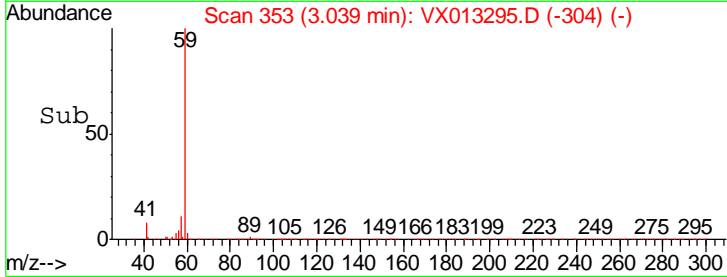
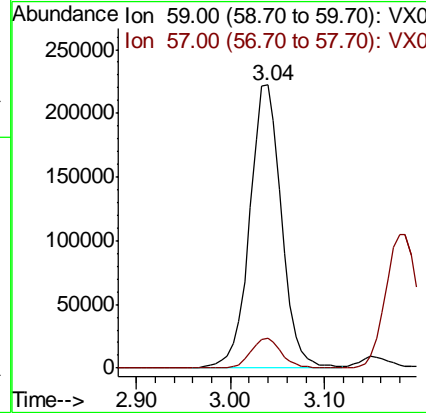





#11  
 Tert butyl alcohol  
 Concen: 280.050 ug/l  
 RT: 3.04 min Scan# 353  
 Delta R.T. 0.00 min  
 Lab File: VX013295.D  
 Acq: 31 Oct 2019 17:29

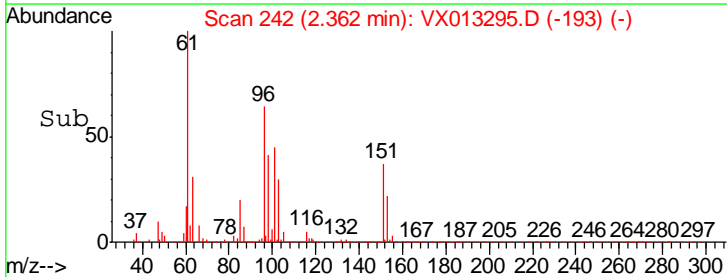
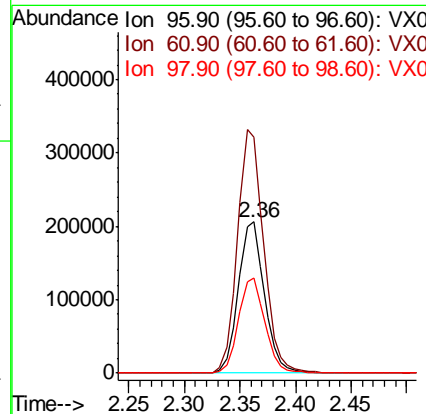
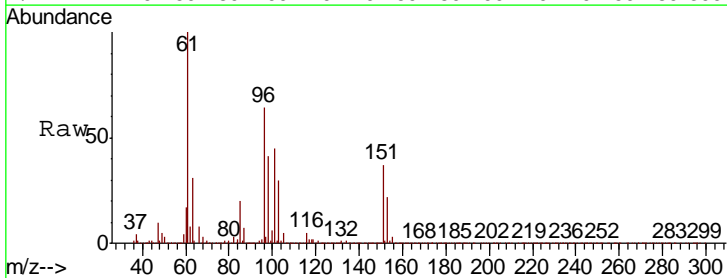
Instrument :  
 MSVOA\_X  
 ClientSampled :  
 VSTDICCC050

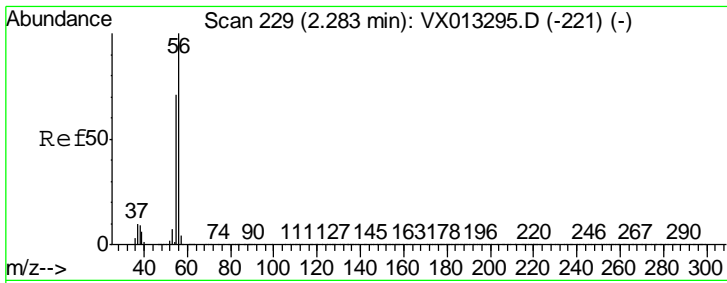
Tgt Ion	Resp	Lower	Upper
59	100		
57	10.0	8.0	12.0



#12  
 1,1-Dichloroethene  
 Concen: 52.194 ug/l  
 RT: 2.36 min Scan# 242  
 Delta R.T. 0.00 min  
 Lab File: VX013295.D  
 Acq: 31 Oct 2019 17:29

Tgt Ion	Resp	Lower	Upper
96	100		
61	156.3	125.0	187.6
98	63.4	50.7	76.1

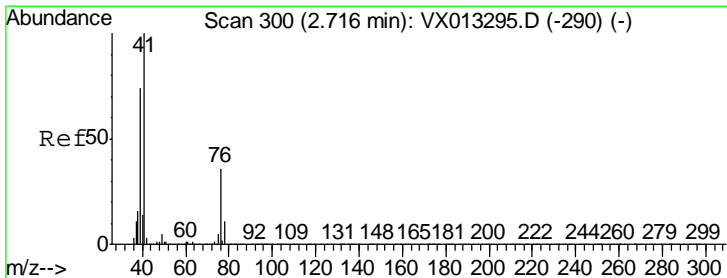
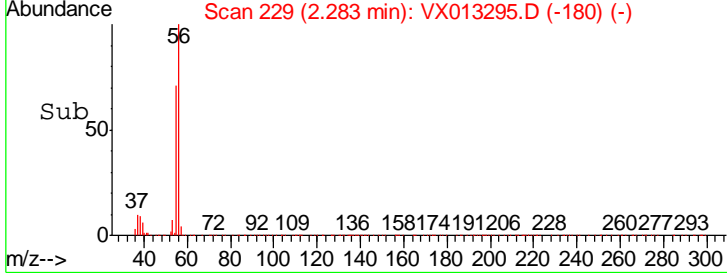
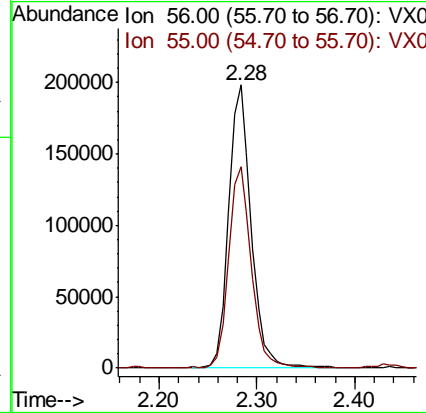
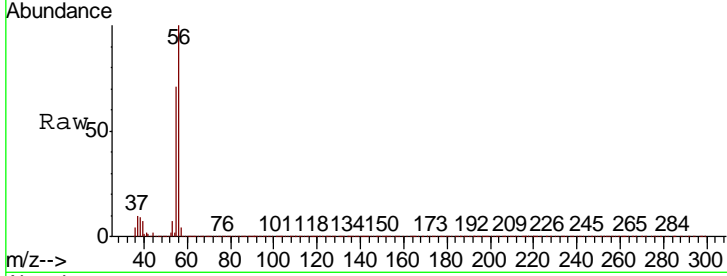




#13  
 Acrolein  
 Concen: 290.946 ug/l  
 RT: 2.28 min Scan# 229  
 Delta R.T. 0.00 min  
 Lab File: VX013295.D  
 Acq: 31 Oct 2019 17:29

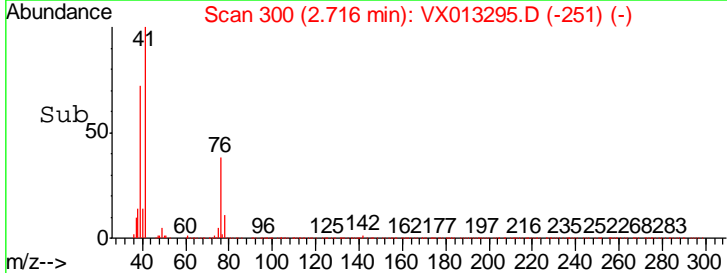
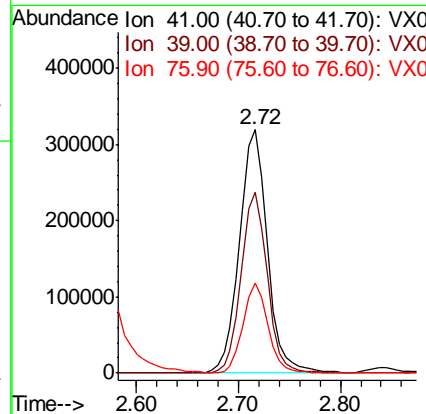

Instrument : MSVOA\_X  
 ClientSampled : VSTDICCC050

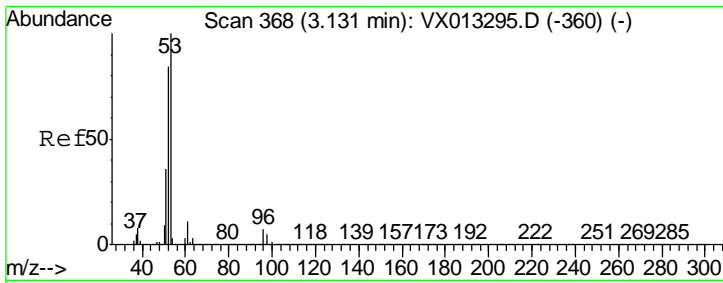
Tgt Ion	Resp	Lower	Upper
56	312293		
55	71.7	57.4	86.0



#14  
 Allyl chloride  
 Concen: 61.998 ug/l  
 RT: 2.72 min Scan# 300  
 Delta R.T. 0.00 min  
 Lab File: VX013295.D  
 Acq: 31 Oct 2019 17:29

Tgt Ion	Resp	Lower	Upper
41	602235		
39	69.8	55.8	83.8
76	33.0	26.4	39.6



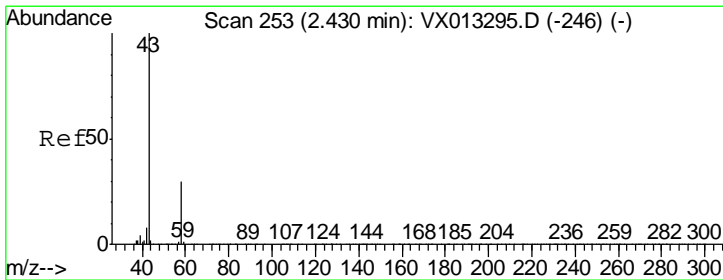
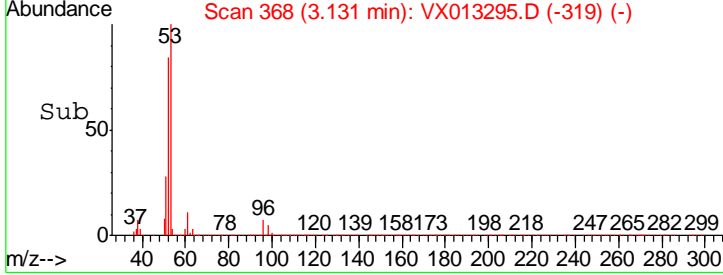
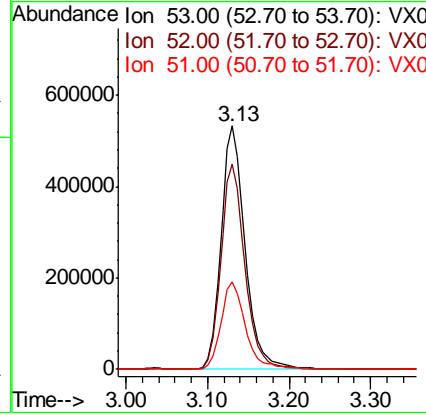
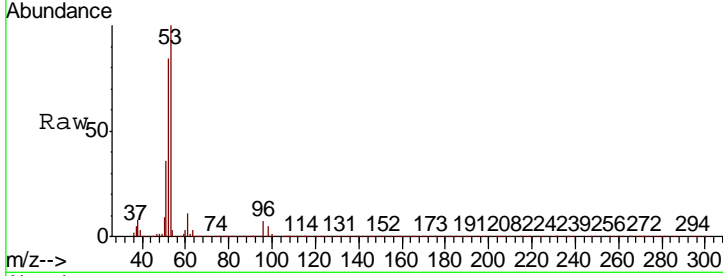


#15  
 Acrylonitrile  
 Concen: 293.423 ug/l  
 RT: 3.13 min Scan# 368  
 Delta R.T. 0.00 min  
 Lab File: VX013295.D  
 Acq: 31 Oct 2019 17:29

Instrument :  
 MSVOA\_X  
 ClientSampled :  
 VSTDICCC050

Tgt Ion: 53 Resp: 1091912

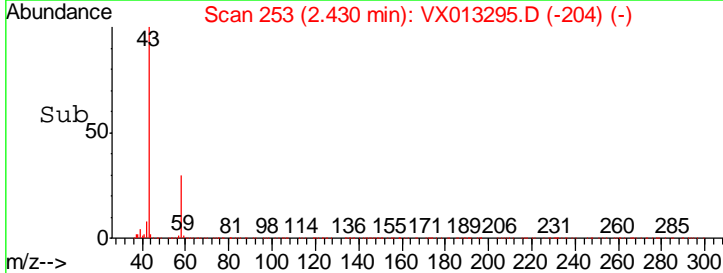
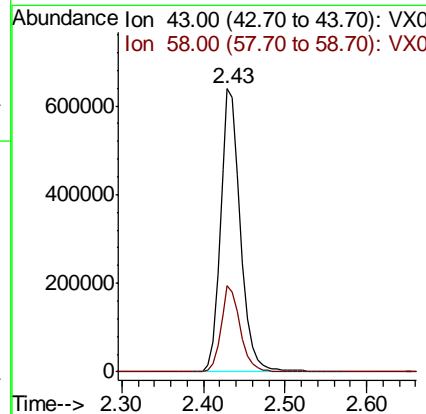
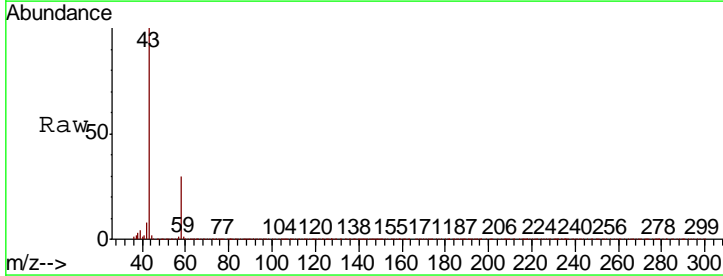
Ion	Ratio	Lower	Upper
53	100		
52	84.2	67.4	101.0
51	36.8	29.4	44.2

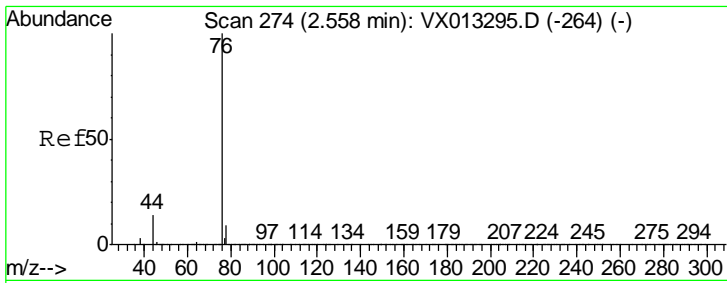


#16  
 Acetone  
 Concen: 301.126 ug/l  
 RT: 2.43 min Scan# 253  
 Delta R.T. 0.00 min  
 Lab File: VX013295.D  
 Acq: 31 Oct 2019 17:29

Tgt Ion: 43 Resp: 1080458

Ion	Ratio	Lower	Upper
43	100		
58	30.4	24.3	36.5

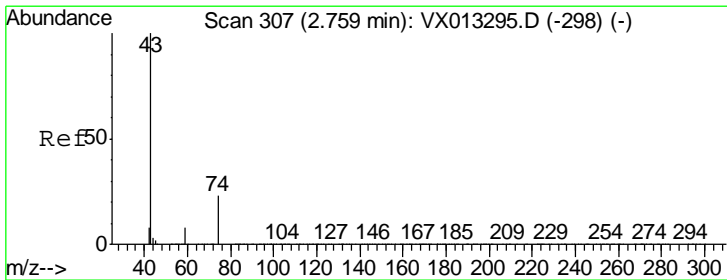
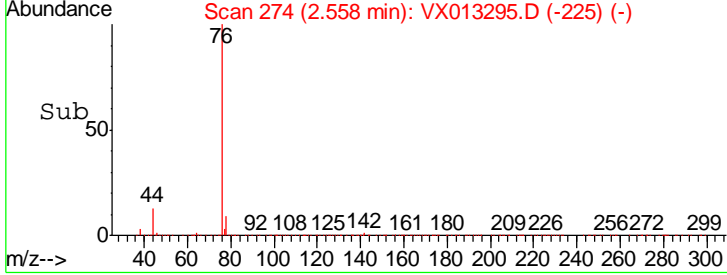
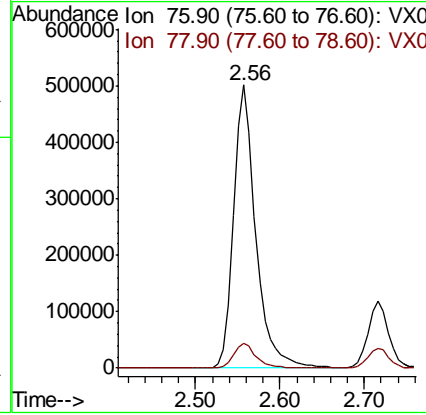
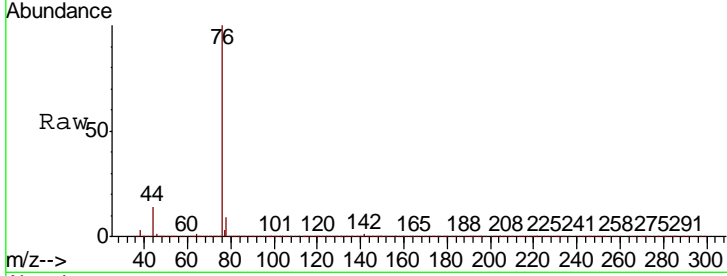




#17  
 Carbon Disulfide  
 Concen: 54.188 ug/l  
 RT: 2.56 min Scan# 274  
 Delta R.T. 0.00 min  
 Lab File: VX013295.D  
 Acq: 31 Oct 2019 17:29

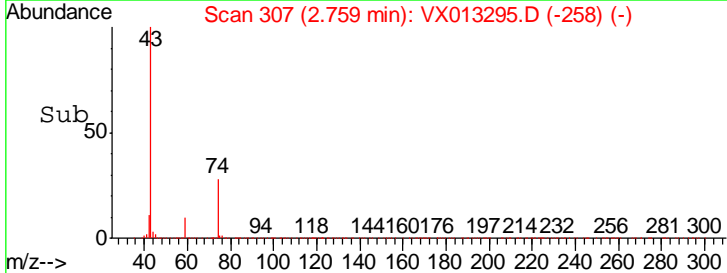
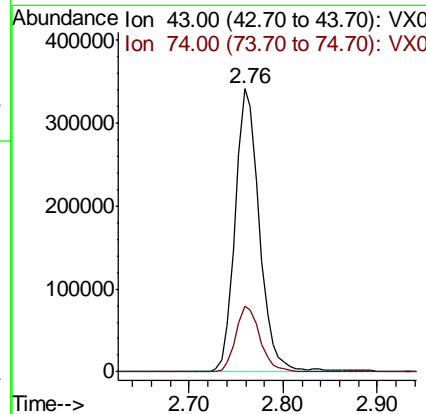
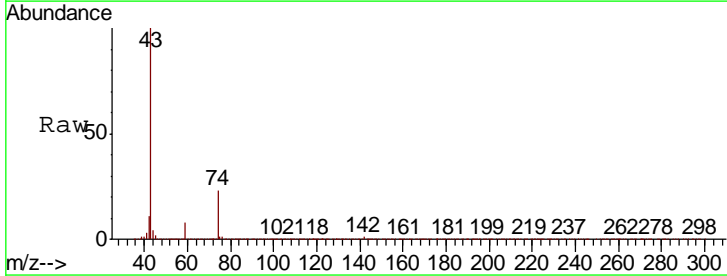
Instrument : MSVOA\_X  
 ClientSampled : VSTDICCC050

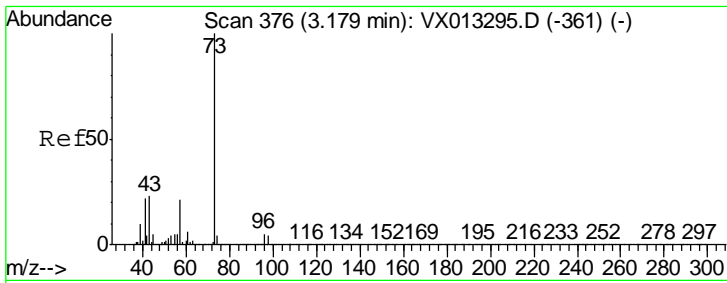
Tgt Ion	Resp	Lower	Upper
76	100		
78	8.8	7.0	10.6



#18  
 Methyl Acetate  
 Concen: 70.151 ug/l  
 RT: 2.76 min Scan# 307  
 Delta R.T. 0.00 min  
 Lab File: VX013295.D  
 Acq: 31 Oct 2019 17:29

Tgt Ion	Resp	Lower	Upper
43	100		
74	23.8	19.0	28.6

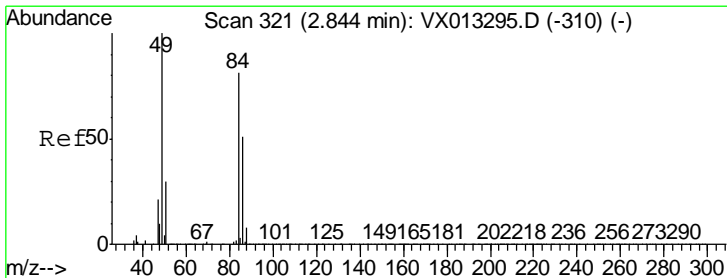
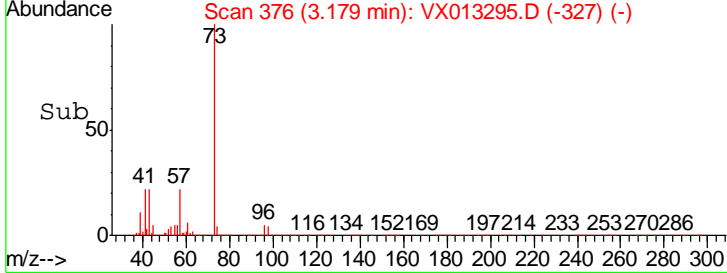
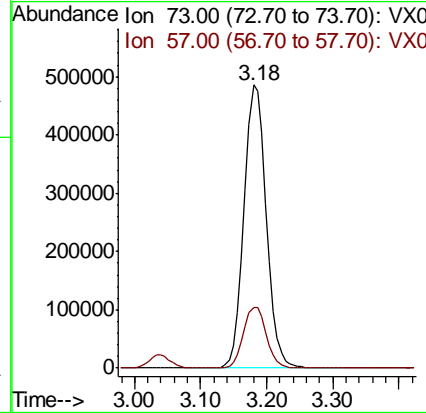
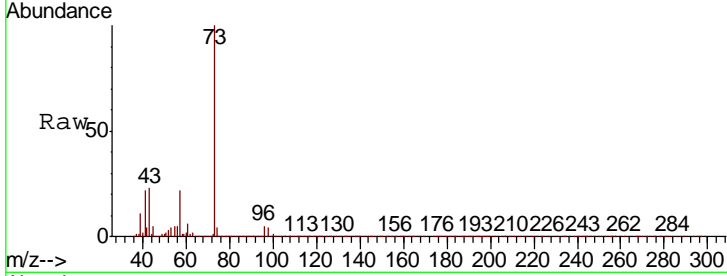




#19  
 Methyl tert-butyl Ether  
 Concen: 54.277 ug/l  
 RT: 3.18 min Scan# 376  
 Delta R.T. 0.00 min  
 Lab File: VX013295.D  
 Acq: 31 Oct 2019 17:29

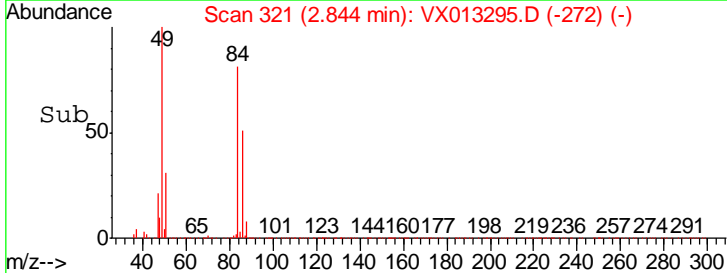
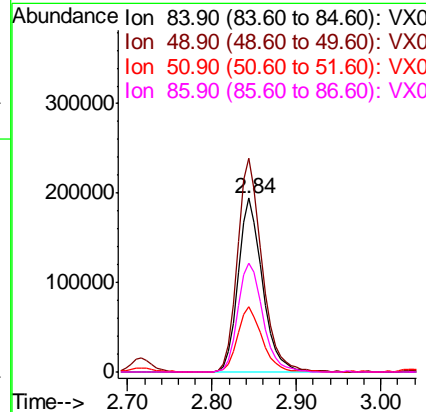
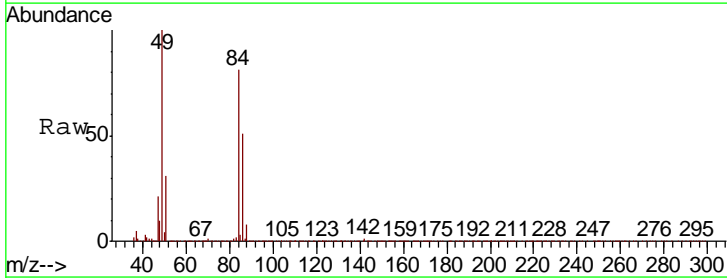
Instrument : MSVOA\_X  
 ClientSampleId : VSTDICCC050

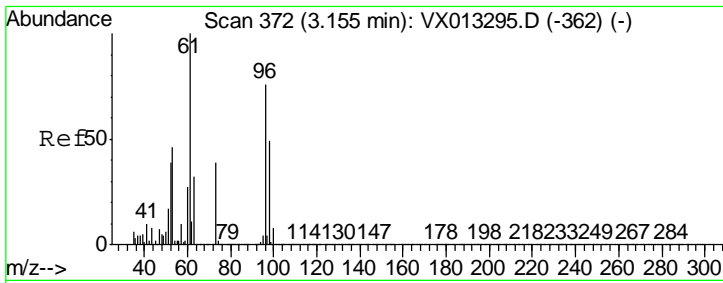
Tgt Ion	Resp	Lower	Upper
73	1137664		
57	21.4	17.1	25.7



#20  
 Methylene Chloride  
 Concen: 51.100 ug/l  
 RT: 2.84 min Scan# 321  
 Delta R.T. 0.00 min  
 Lab File: VX013295.D  
 Acq: 31 Oct 2019 17:29

Tgt Ion	Resp	Lower	Upper
84	376225		
49	122.8	98.2	147.4
51	37.4	29.9	44.9
86	62.4	49.9	74.9

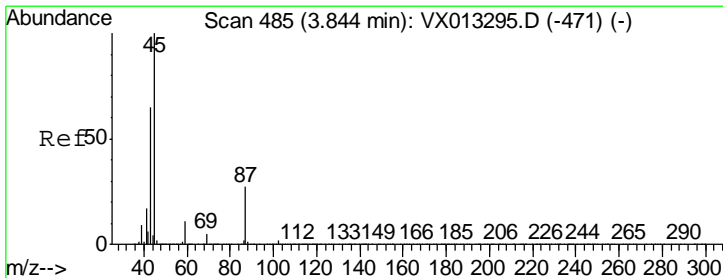
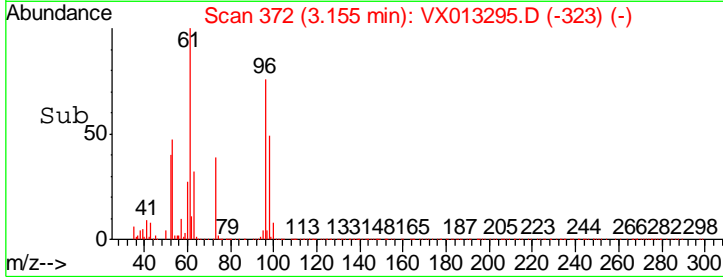
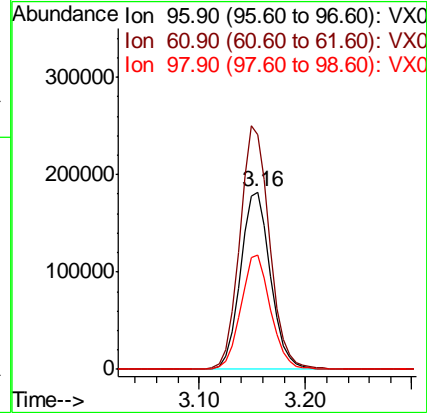
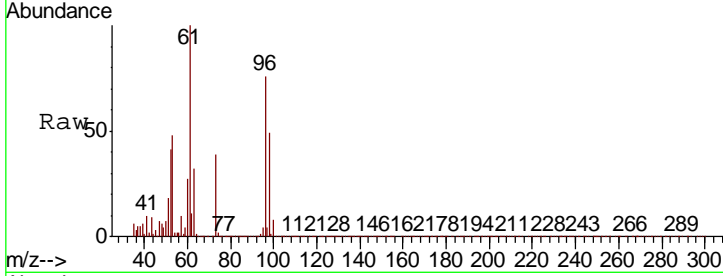




#21  
 trans-1,2-Dichloroethene  
 Concen: 52.547 ug/l  
 RT: 3.16 min Scan# 372  
 Delta R.T. 0.00 min  
 Lab File: VX013295.D  
 Acq: 31 Oct 2019 17:29

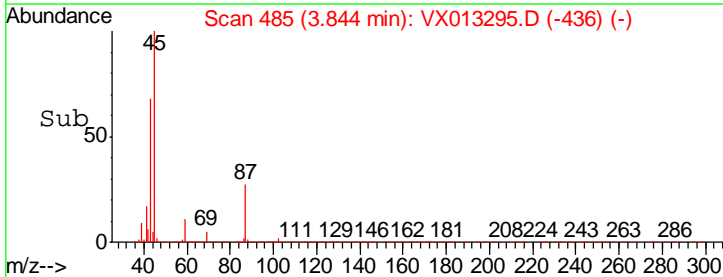
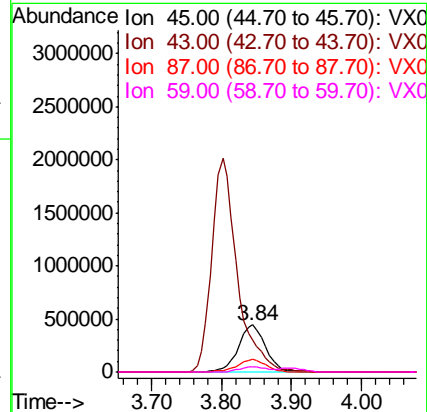
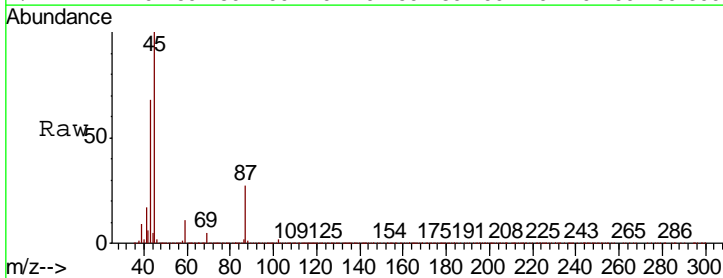
Instrument :  
 MSVOA\_X  
 ClientSampled :  
 VSTDICCC050

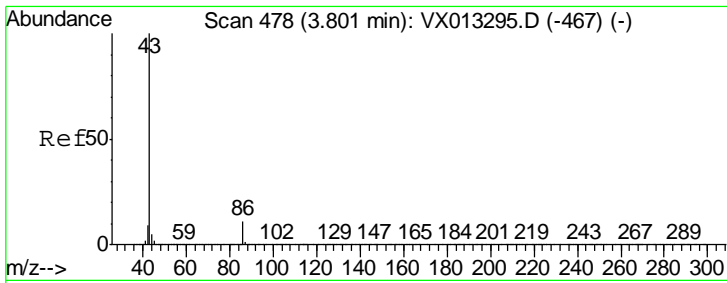
Tgt Ion	Resp	Lower	Upper
96	358949		
61	132.2	105.8	158.6
98	64.7	51.8	77.6



#22  
 Diisopropyl ether  
 Concen: 58.992 ug/l  
 RT: 3.84 min Scan# 485  
 Delta R.T. 0.00 min  
 Lab File: VX013295.D  
 Acq: 31 Oct 2019 17:29

Tgt Ion	Resp	Lower	Upper
45	1199128		
43	67.7	54.2	81.2
87	27.3	21.8	32.8
59	10.6	8.5	12.7

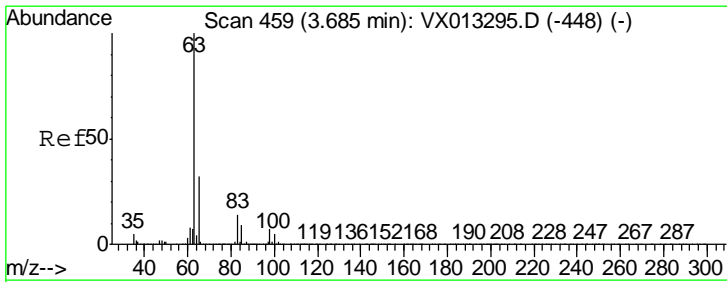

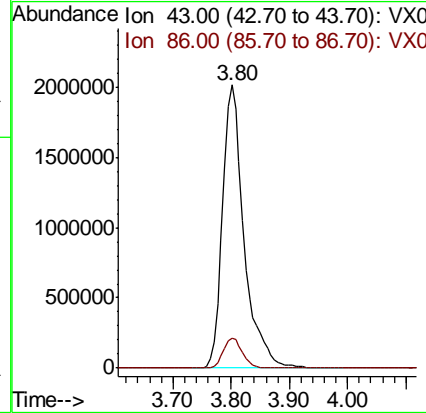
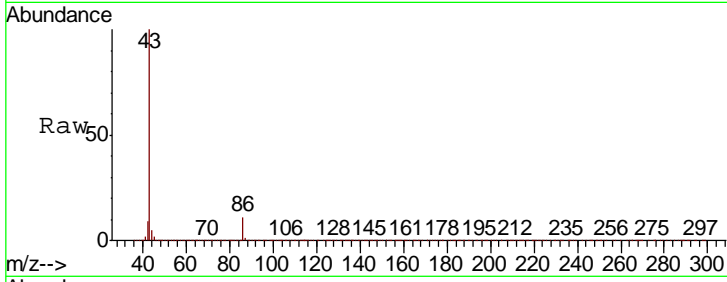




#23  
 Vinyl Acetate  
 Concen: 300.521 ug/l  
 RT: 3.80 min Scan# 478  
 Delta R.T. 0.00 min  
 Lab File: VX013295.D  
 Acq: 31 Oct 2019 17:29

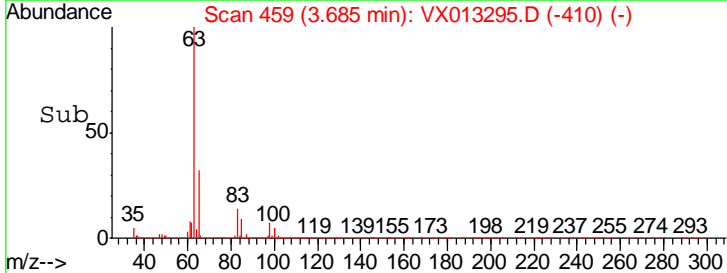
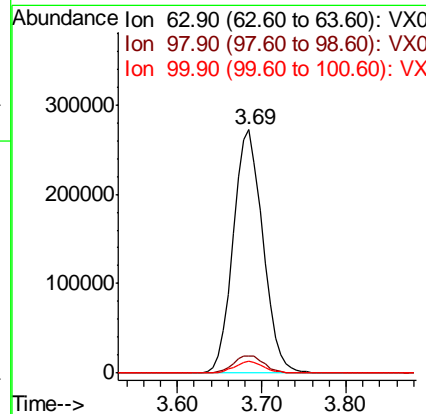
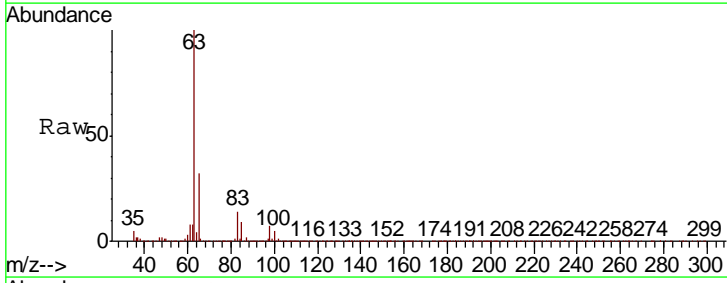
Instrument :  
 MSVOA\_X  
 ClientSampled :  
 VSTDICCC050

Tgt Ion	Resp	Lower	Upper
43	5145310		
86	10.8	8.6	13.0

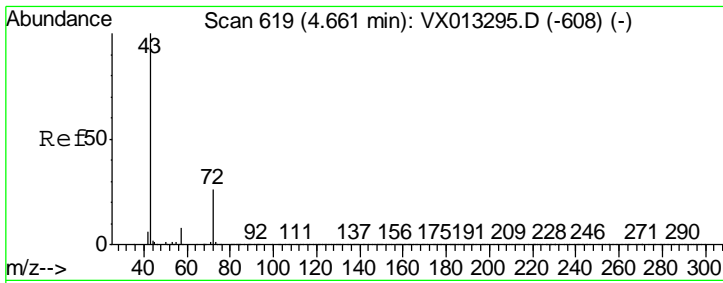


#24  
 1,1-Dichloroethane  
 Concen: 55.596 ug/l  
 RT: 3.69 min Scan# 459  
 Delta R.T. 0.00 min  
 Lab File: VX013295.D  
 Acq: 31 Oct 2019 17:29

Tgt Ion	Resp	Lower	Upper
63	648048		
98	6.9	3.5	10.4
100	4.8	2.4	7.2



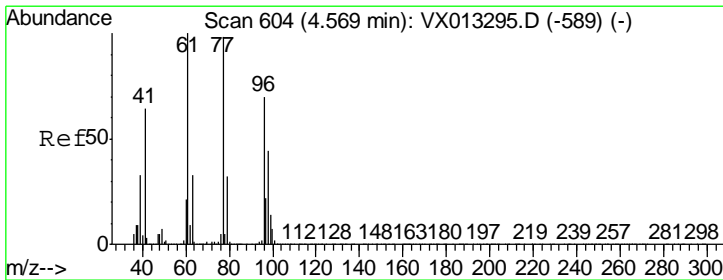
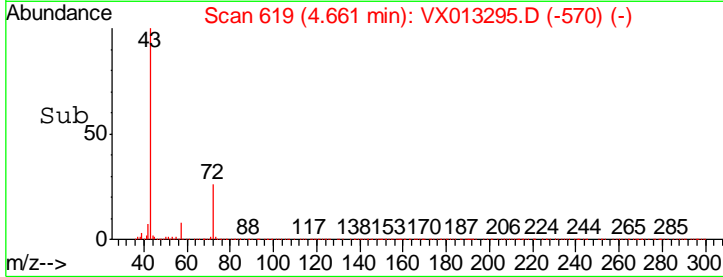
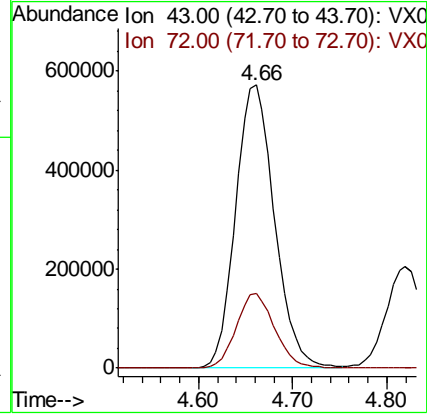
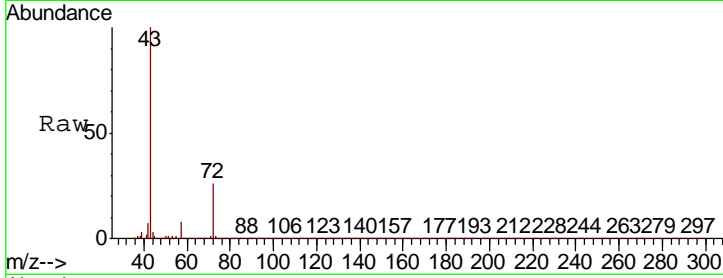




#25  
 2-Butanone  
 Concen: 314.492 ug/l  
 RT: 4.66 min Scan# 619  
 Delta R.T. 0.00 min  
 Lab File: VX013295.D  
 Acq: 31 Oct 2019 17:29

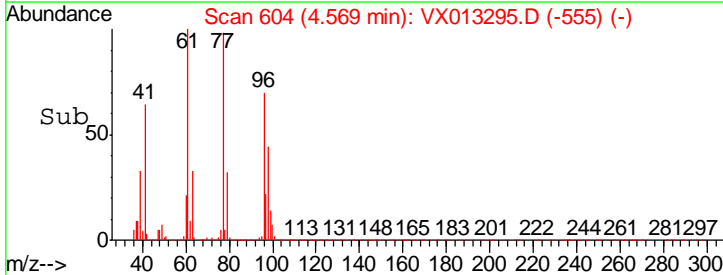
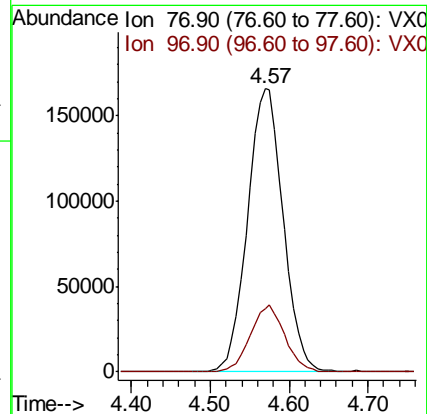
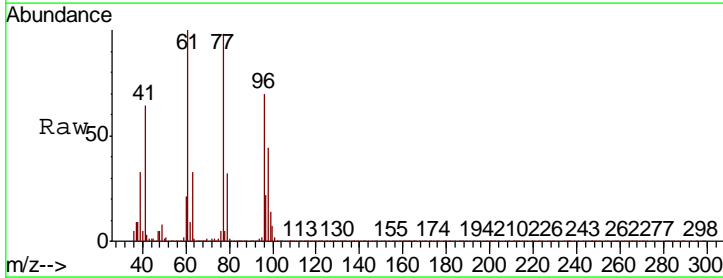
Instrument :  
 MSVOA\_X  
 ClientSampled :  
 VSTDICCC050

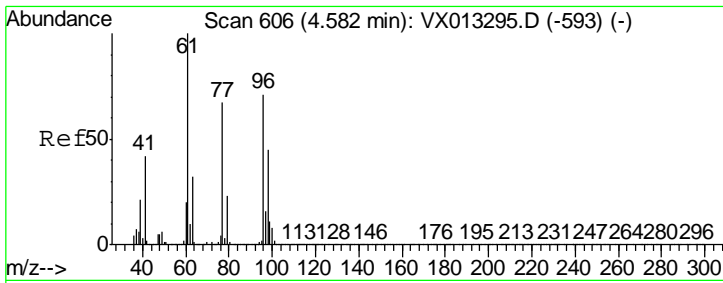
Tgt Ion: 43 Resp: 1631783  
 Ion Ratio Lower Upper  
 43 100  
 72 26.3 21.0 31.6



#26  
 2,2-Dichloropropane  
 Concen: 54.625 ug/l  
 RT: 4.57 min Scan# 604  
 Delta R.T. 0.00 min  
 Lab File: VX013295.D  
 Acq: 31 Oct 2019 17:29

Tgt Ion: 77 Resp: 518500  
 Ion Ratio Lower Upper  
 77 100  
 97 22.5 11.3 33.8

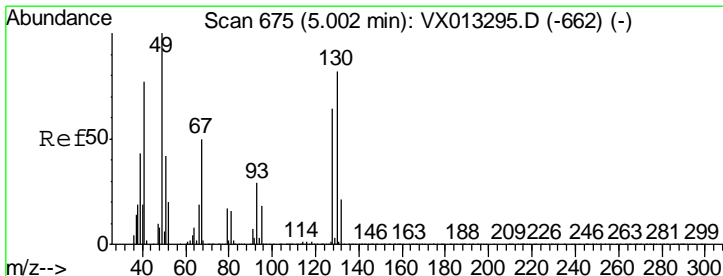
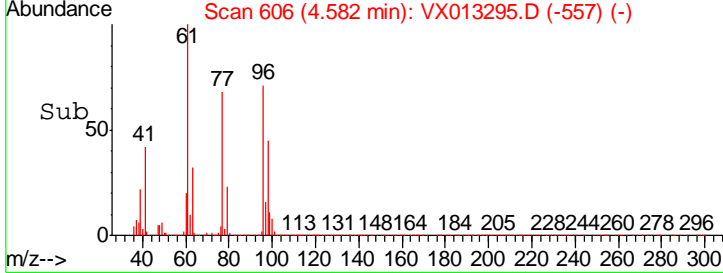
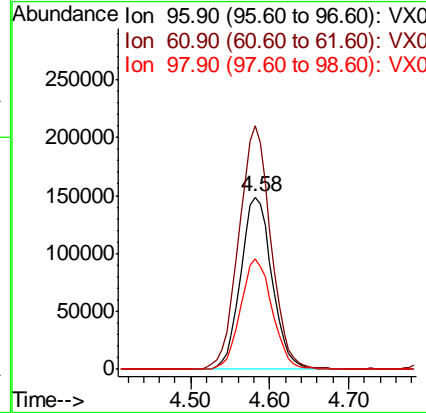
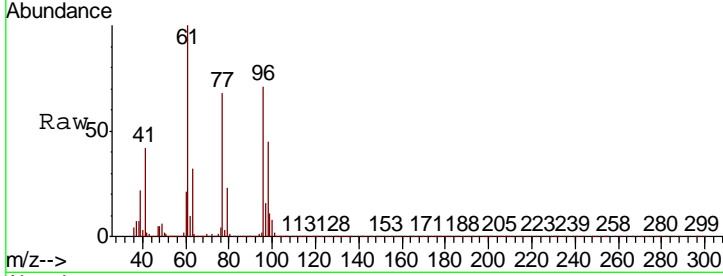




#27  
 cis-1,2-Dichloroethene  
 Concen: 51.837 ug/l  
 RT: 4.58 min Scan# 606  
 Delta R.T. 0.00 min  
 Lab File: VX013295.D  
 Acq: 31 Oct 2019 17:29

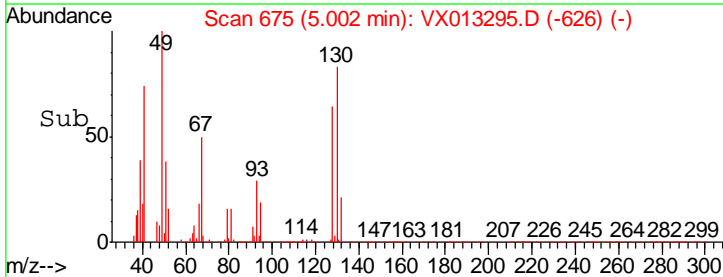
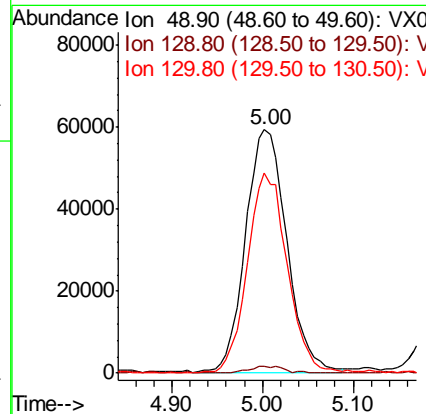
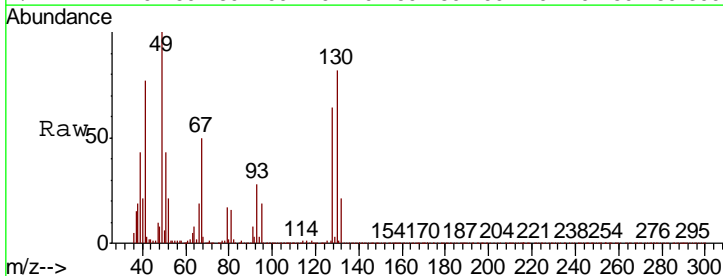
Instrument :  
 MSVOA\_X  
 ClientSampleID :  
 VSTDICCC050

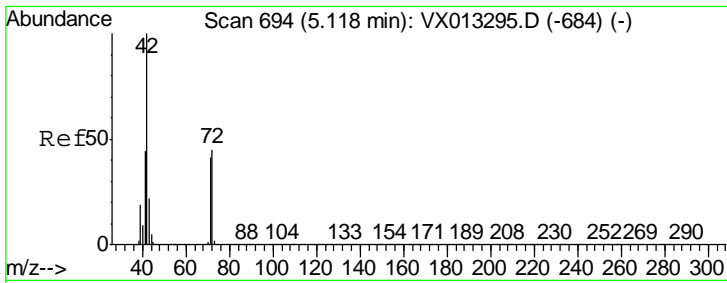
Tgt Ion	Resp	Lower	Upper
96	410960		
61	144.0	0.0	288.0
98	64.8	0.0	129.6



#28  
 Bromochloromethane  
 Concen: 36.455 ug/l  
 RT: 5.00 min Scan# 675  
 Delta R.T. 0.00 min  
 Lab File: VX013295.D  
 Acq: 31 Oct 2019 17:29

Tgt Ion	Resp	Lower	Upper
49	186070		
129	2.6	0.0	5.2
130	79.7	63.8	95.6



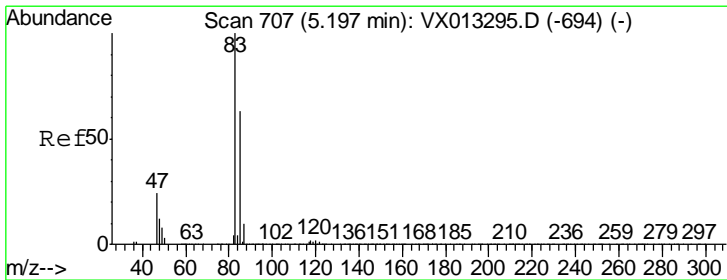
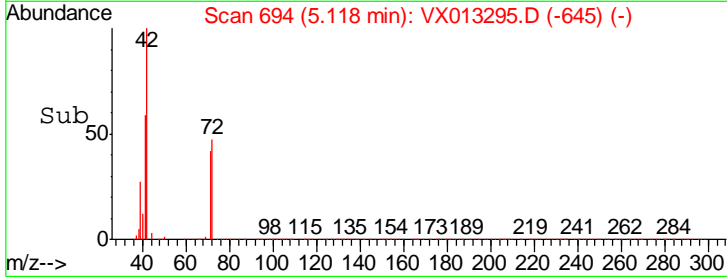
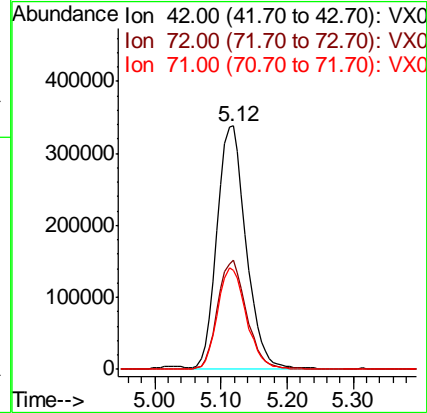



#29  
 Tetrahydrofuran  
 Concen: 312.068 ug/l  
 RT: 5.12 min Scan# 694  
 Delta R.T. 0.00 min  
 Lab File: VX013295.D  
 Acq: 31 Oct 2019 17:29

Instrument :  
 MSVOA\_X  
 ClientSampled :  
 VSTDICCC050

Tgt Ion: 42 Resp: 1026924

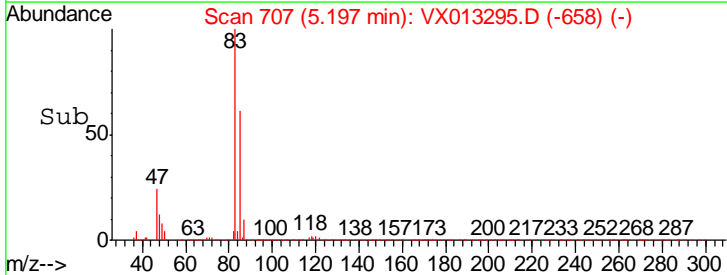
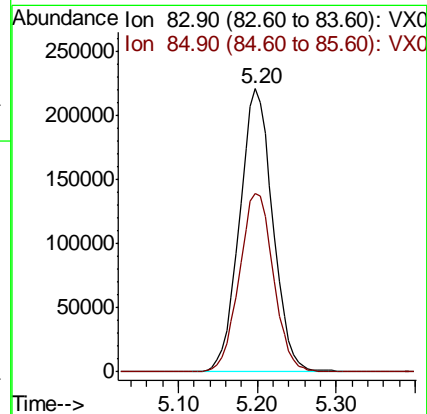
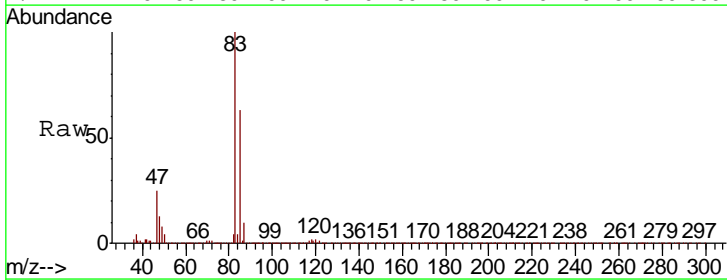
Ion	Ratio	Lower	Upper
42	100		
72	44.8	35.8	53.8
71	41.7	33.4	50.0

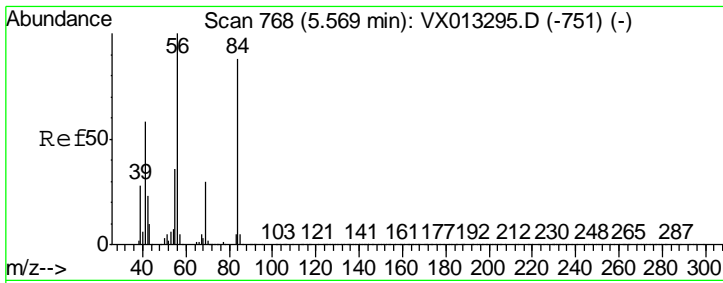


#30  
 Chloroform  
 Concen: 51.926 ug/l  
 RT: 5.20 min Scan# 707  
 Delta R.T. 0.00 min  
 Lab File: VX013295.D  
 Acq: 31 Oct 2019 17:29

Tgt Ion: 83 Resp: 645687

Ion	Ratio	Lower	Upper
83	100		
85	62.8	50.2	75.4

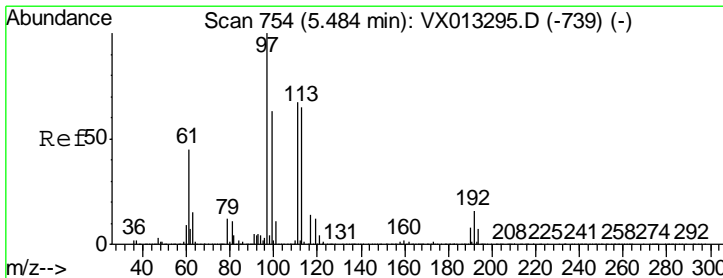
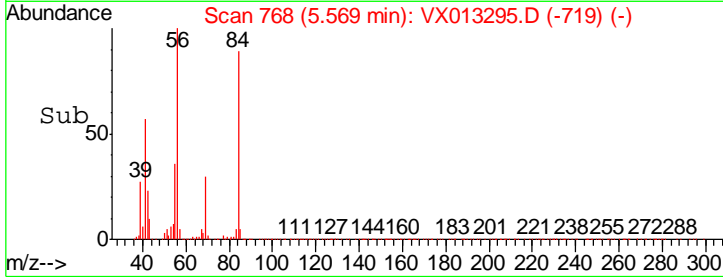
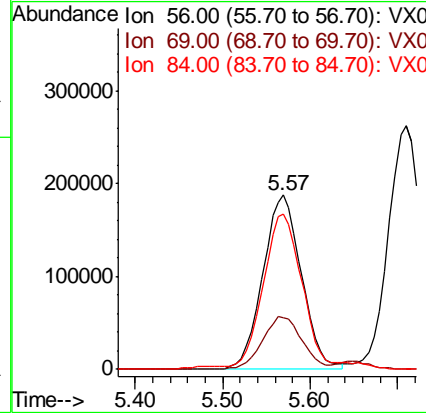
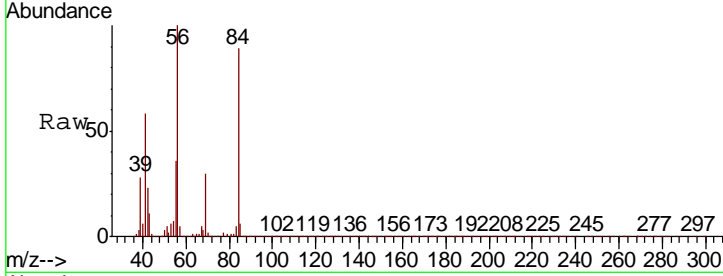




#31  
 Cyclohexane  
 Concen: 54.114 ug/l  
 RT: 5.57 min Scan# 768  
 Delta R.T. 0.00 min  
 Lab File: VX013295.D  
 Acq: 31 Oct 2019 17:29

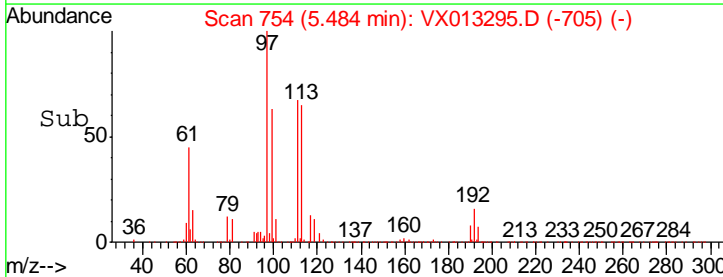
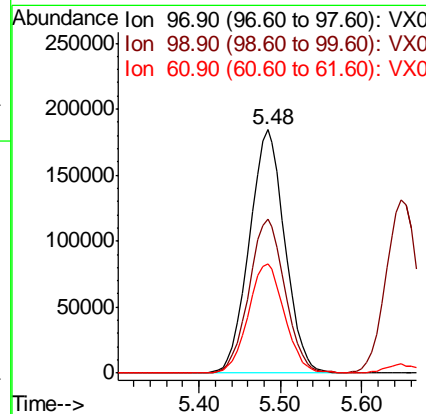
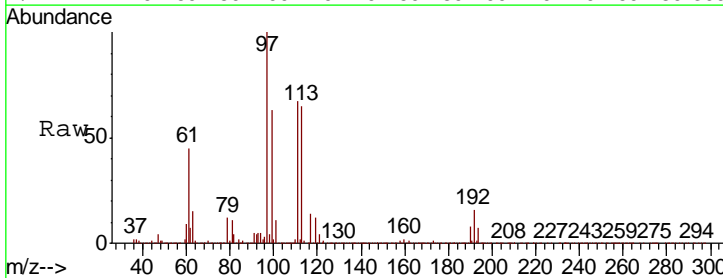
Instrument :  
 MSVOA\_X  
 ClientSampleId :  
 VSTDICCC050

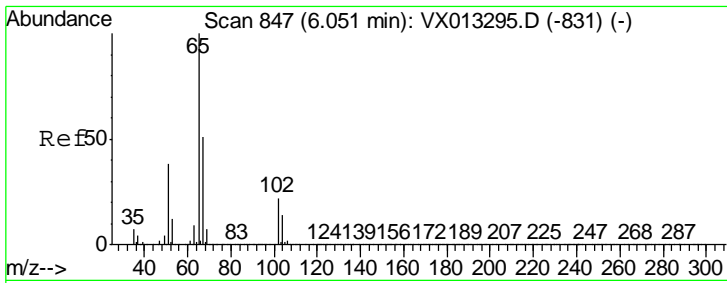
Tgt Ion	Resp	Lower	Upper
56	100		
69	29.6	23.7	35.5
84	88.2	70.6	105.8



#32  
 1,1,1-Trichloroethane  
 Concen: 52.031 ug/l  
 RT: 5.48 min Scan# 754  
 Delta R.T. 0.00 min  
 Lab File: VX013295.D  
 Acq: 31 Oct 2019 17:29

Tgt Ion	Resp	Lower	Upper
97	100		
99	63.9	51.1	76.7
61	45.6	36.5	54.7

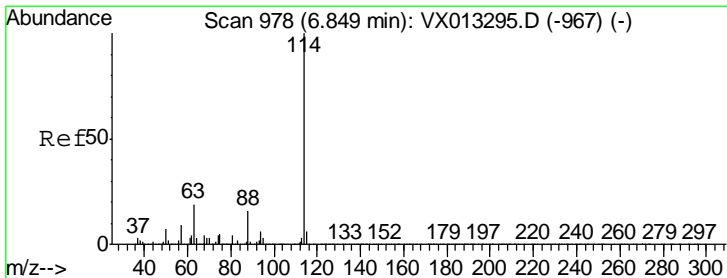
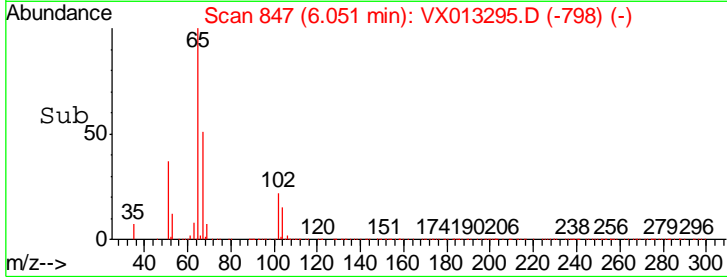
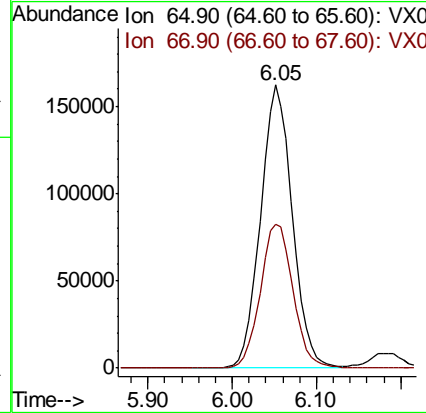
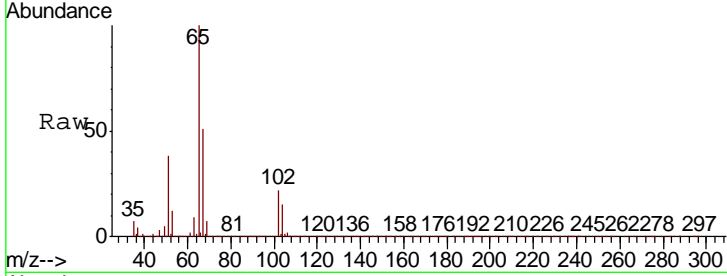




#33  
 1,2-Dichloroethane-d4  
 Concen: 53.561 ug/l  
 RT: 6.05 min Scan# 847  
 Delta R.T. 0.00 min  
 Lab File: VX013295.D  
 Acq: 31 Oct 2019 17:29

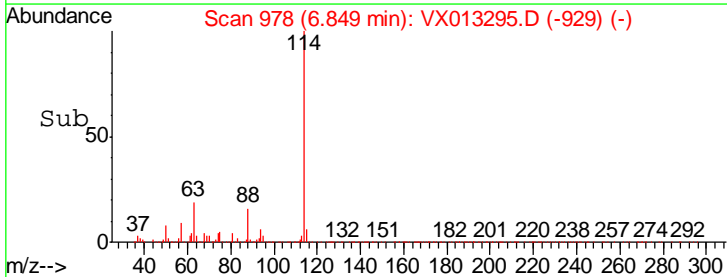
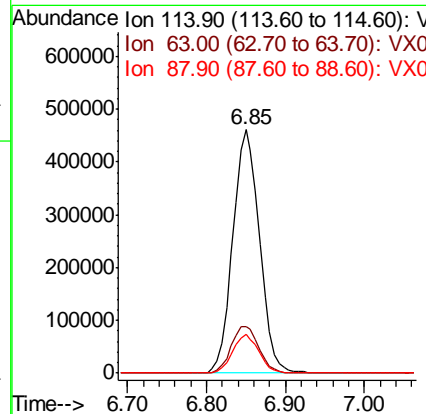
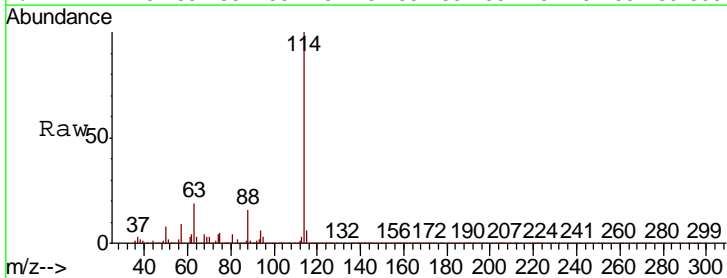
Instrument : MSVOA\_X  
 ClientSampleId : VSTDICCC050

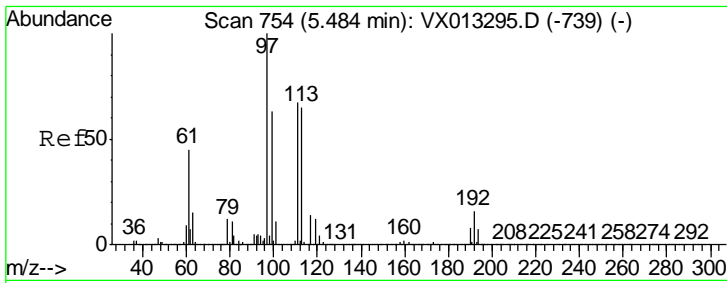
Tgt Ion	Resp	Lower	Upper
65	417722		
67	52.1	0.0	104.2



#34  
 1,4-Difluorobenzene  
 Concen: 50.000 ug/l  
 RT: 6.85 min Scan# 978  
 Delta R.T. 0.00 min  
 Lab File: VX013295.D  
 Acq: 31 Oct 2019 17:29

Tgt Ion	Resp	Lower	Upper
114	1083905		
63	19.2	0.0	38.4
88	16.1	0.0	32.2

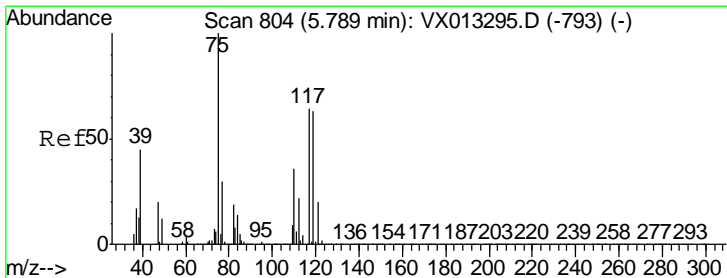
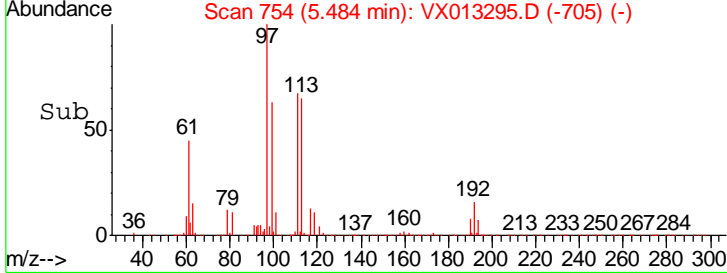
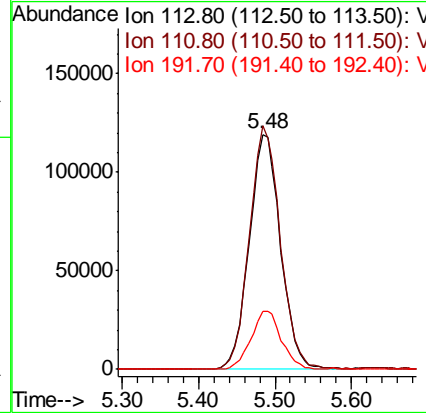
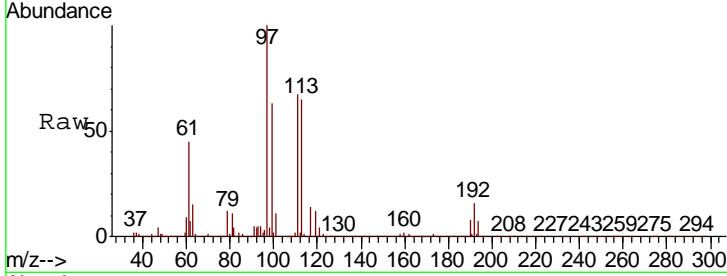




#35  
 Dibromofluoromethane  
 Concen: 49.265 ug/l  
 RT: 5.48 min Scan# 754  
 Delta R.T. 0.00 min  
 Lab File: VX013295.D  
 Acq: 31 Oct 2019 17:29

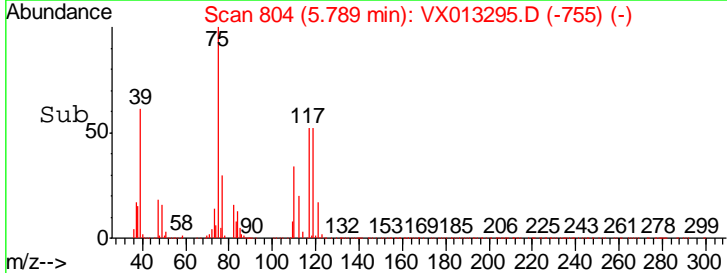
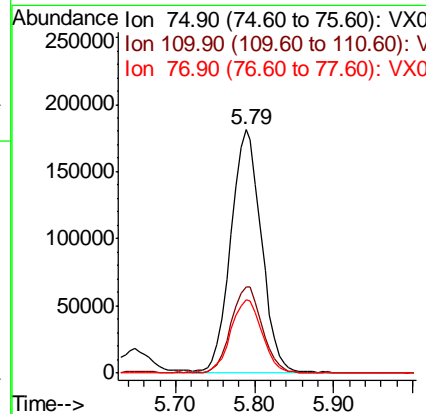
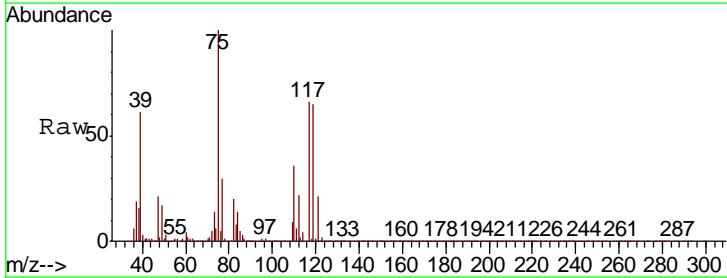
**Instrument :**  
 MSVOA\_X  
**ClientSampled :**  
 VSTDICCC050


Tgt Ion	Resp	Lower	Upper
113	338364		
113	100		
111	102.4	81.9	122.9
192	23.9	19.1	28.7



#36  
 1,1-Dichloropropene  
 Concen: 53.700 ug/l  
 RT: 5.79 min Scan# 804  
 Delta R.T. 0.00 min  
 Lab File: VX013295.D  
 Acq: 31 Oct 2019 17:29

Tgt Ion	Resp	Lower	Upper
75	486539		
75	100		
110	36.1	18.1	54.1
77	31.2	25.0	37.4

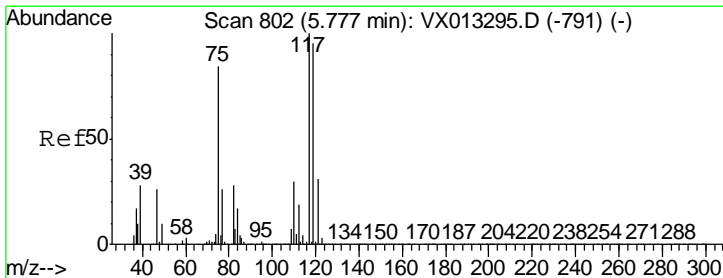
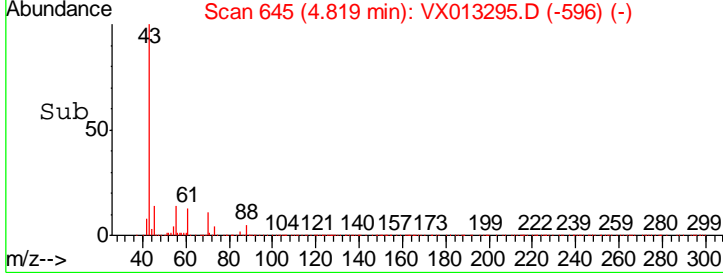
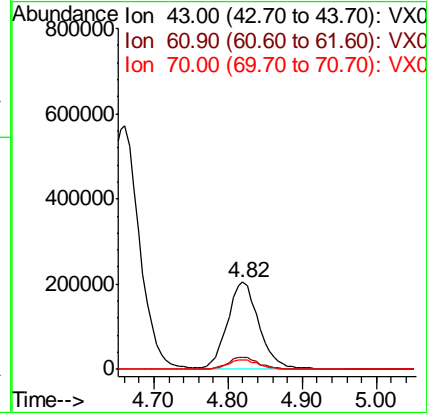





#37  
 Ethyl Acetate  
 Concen: 62.767 ug/l  
 RT: 4.82 min Scan# 645  
 Delta R.T. 0.00 min  
 Lab File: VX013295.D  
 Acq: 31 Oct 2019 17:29

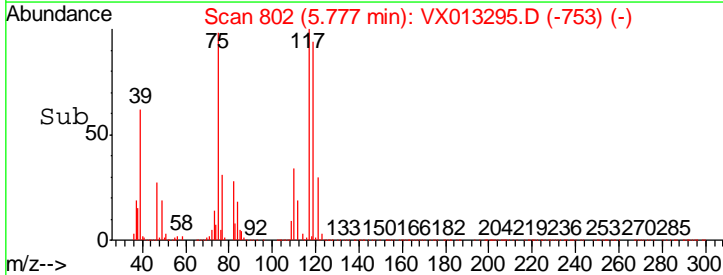
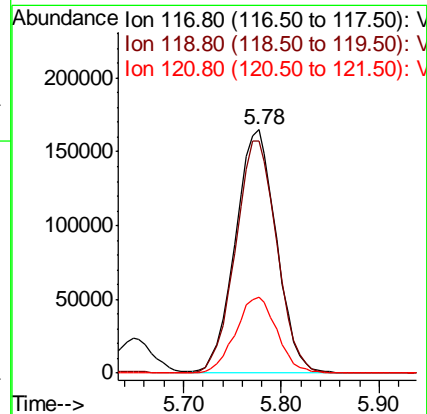
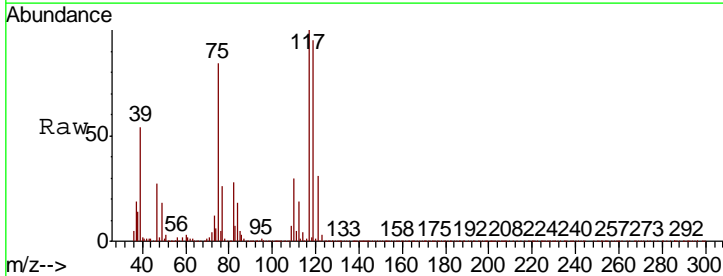
Instrument :  
 MSVOA\_X  
 ClientSampleId :  
 VSTDICCC050

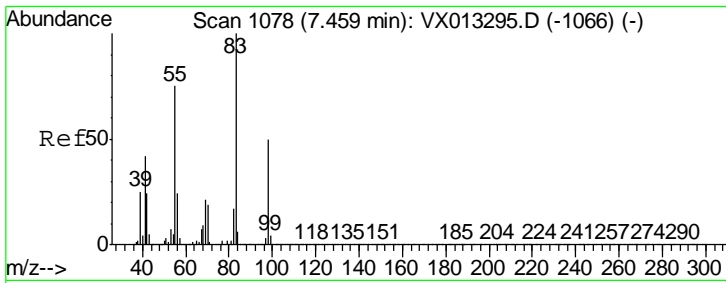
Tgt Ion	Resp	Lower	Upper
43	599902		
61	13.4	10.7	16.1
70	10.9	8.7	13.1



#38  
 Carbon Tetrachloride  
 Concen: 51.322 ug/l  
 RT: 5.78 min Scan# 802  
 Delta R.T. 0.00 min  
 Lab File: VX013295.D  
 Acq: 31 Oct 2019 17:29

Tgt Ion	Resp	Lower	Upper
117	478193		
119	95.1	76.1	114.1
121	30.8	24.6	37.0

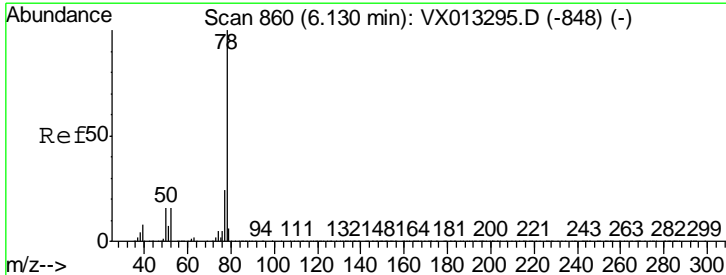
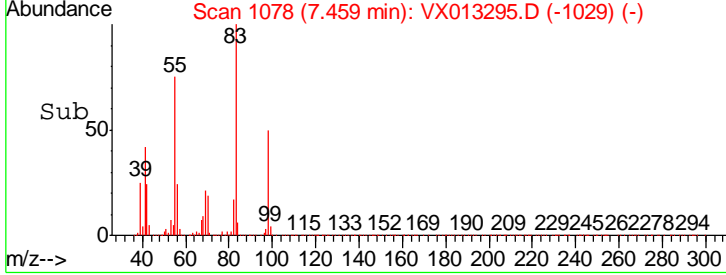
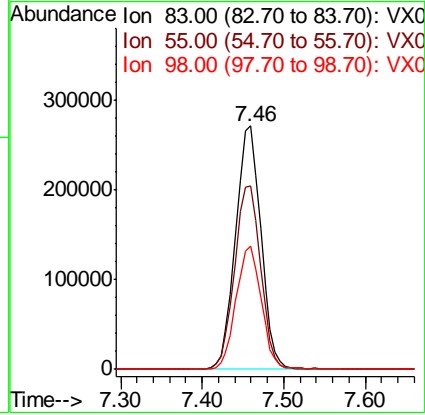
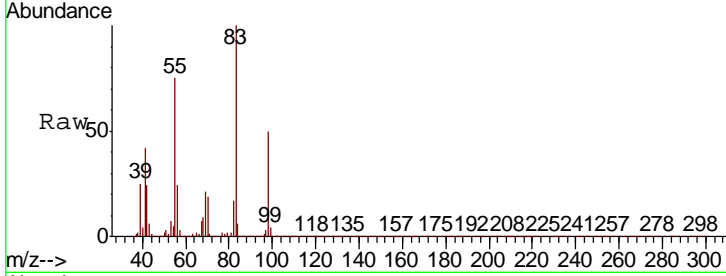




#39  
 Methylcyclohexane  
 Concen: 50.296 ug/l  
 RT: 7.46 min Scan# 1078  
 Delta R.T. 0.00 min  
 Lab File: VX013295.D  
 Acq: 31 Oct 2019 17:29

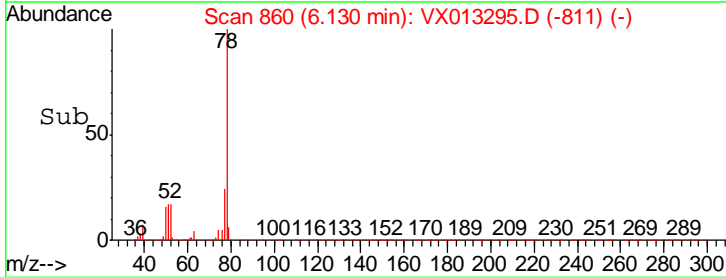
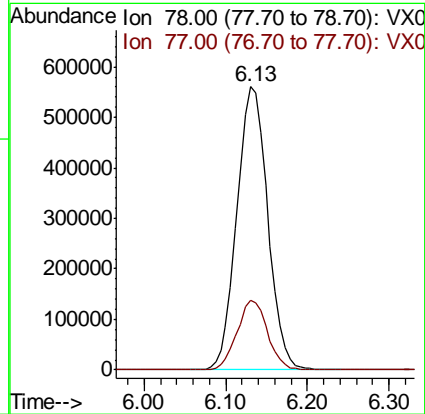
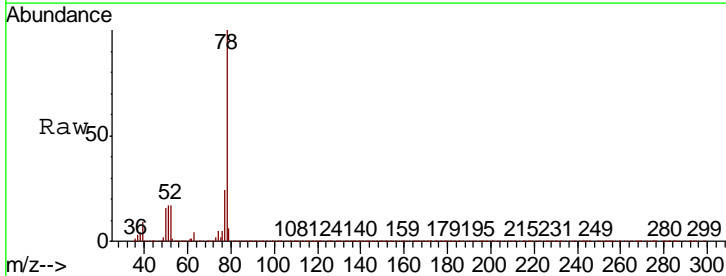
Instrument : MSVOA\_X  
 ClientSampleId : VSTDICCC050

Tgt Ion	Resp	Lower	Upper
83	583001		
55	75.4	60.3	90.5
98	50.4	40.3	60.5

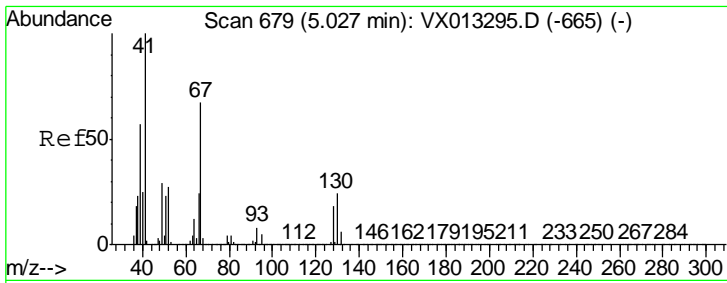


#40  
 Benzene  
 Concen: 53.068 ug/l  
 RT: 6.13 min Scan# 860  
 Delta R.T. 0.00 min  
 Lab File: VX013295.D  
 Acq: 31 Oct 2019 17:29

Tgt Ion	Resp	Lower	Upper
78	1468761		
77	24.4	19.5	29.3



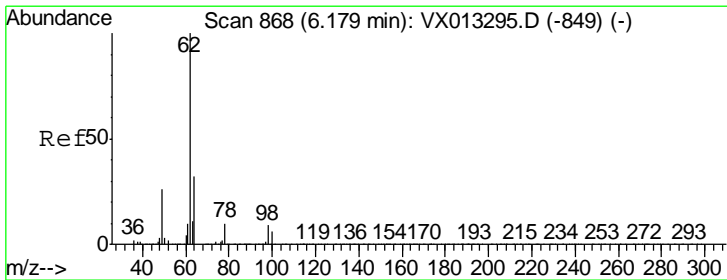
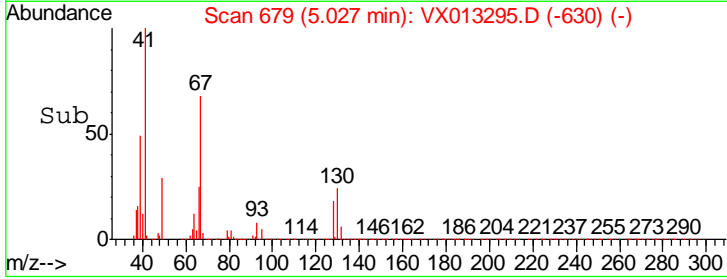
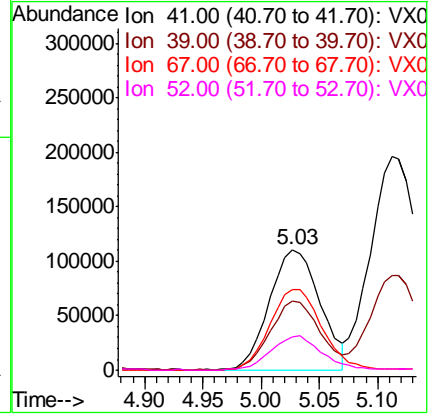
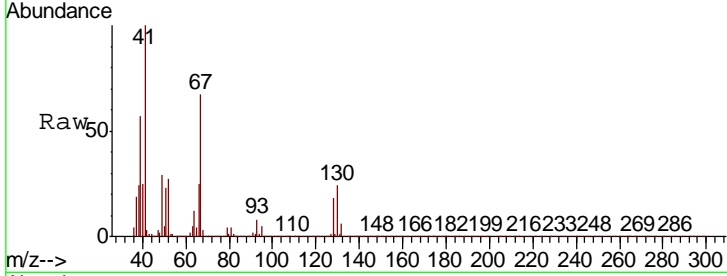




#41  
 Methacrylonitrile  
 Concen: 60.657 ug/l  
 RT: 5.03 min Scan# 679  
 Delta R.T. 0.00 min  
 Lab File: VX013295.D  
 Acq: 31 Oct 2019 17:29


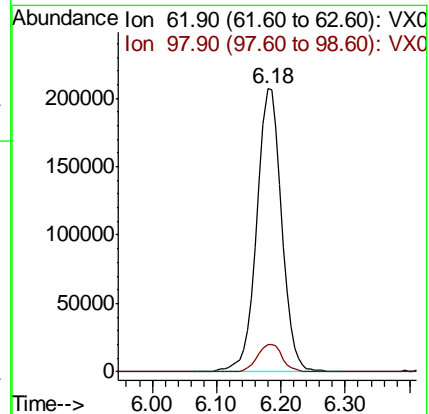
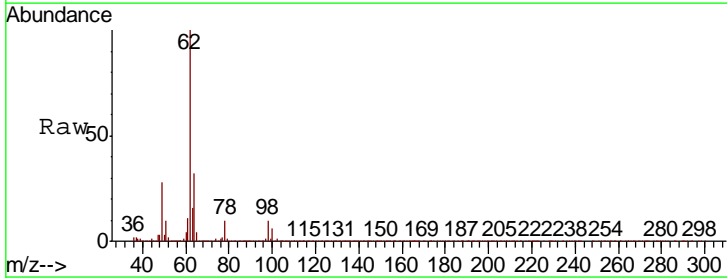
Instrument : MSVOA\_X  
 ClientSampled : VSTDICCC050

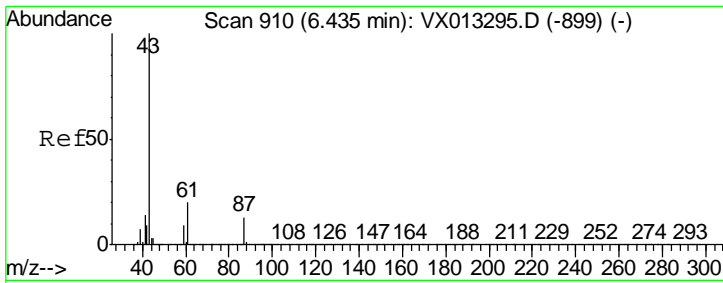
Tgt Ion	Resp	Lower	Upper
41	331985		
39	56.3	45.0	67.6
67	69.3	55.4	83.2
52	28.9	23.1	34.7



#42  
 1,2-Dichloroethane  
 Concen: 55.699 ug/l  
 RT: 6.18 min Scan# 868  
 Delta R.T. 0.00 min  
 Lab File: VX013295.D  
 Acq: 31 Oct 2019 17:29

Tgt Ion	Resp	Lower	Upper
62	545167		
98	9.7	0.0	19.4

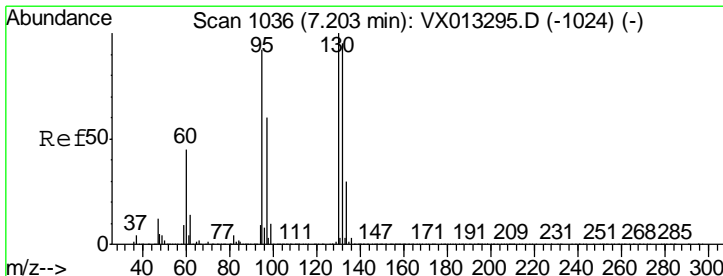
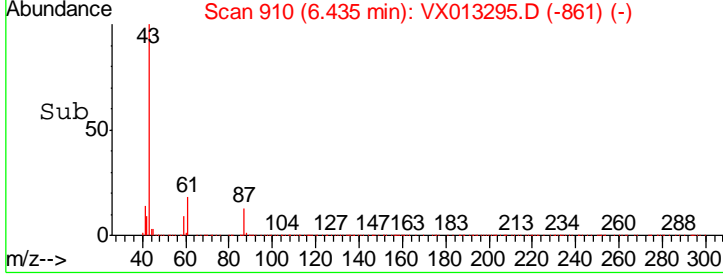
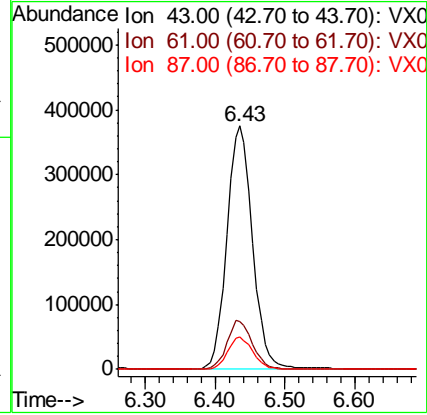
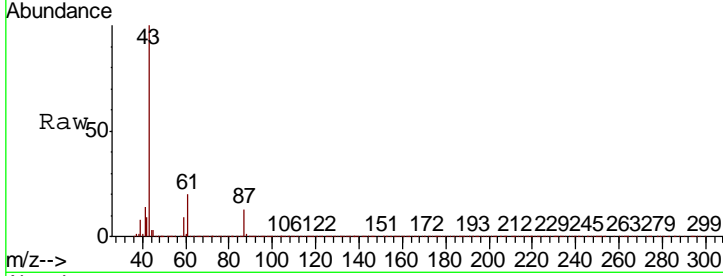




#43  
 Isopropyl Acetate  
 Concen: 60.482 ug/l  
 RT: 6.43 min Scan# 910  
 Delta R.T. 0.00 min  
 Lab File: VX013295.D  
 Acq: 31 Oct 2019 17:29

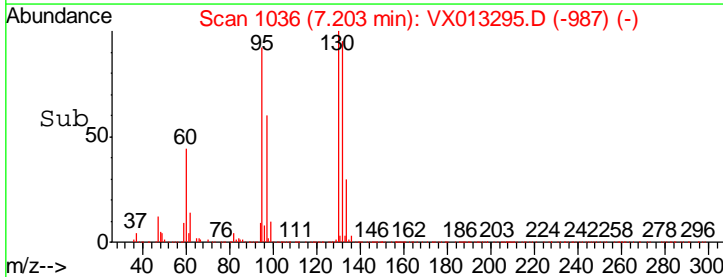
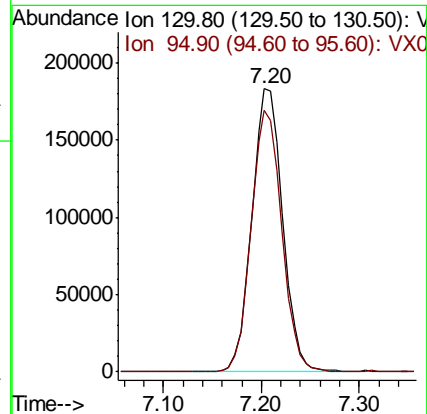
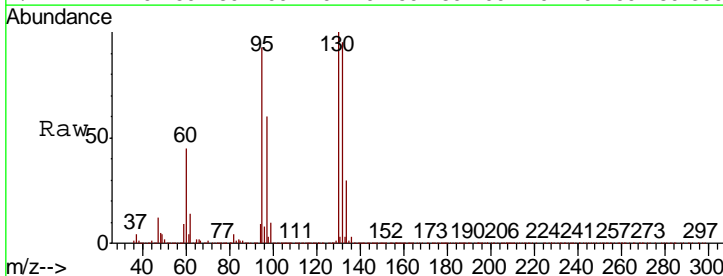
Instrument :  
 MSVOA\_X  
 ClientSampled :  
 VSTDICCC050

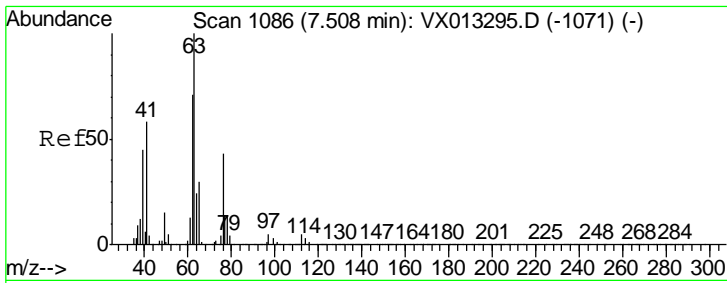
Tgt Ion	Resp	Lower	Upper
43	100		
61	19.8	15.8	23.8
87	13.0	10.4	15.6



#44  
 Trichloroethene  
 Concen: 49.275 ug/l  
 RT: 7.20 min Scan# 1036  
 Delta R.T. 0.00 min  
 Lab File: VX013295.D  
 Acq: 31 Oct 2019 17:29

Tgt Ion	Resp	Lower	Upper
130	100		
95	92.4	0.0	184.8

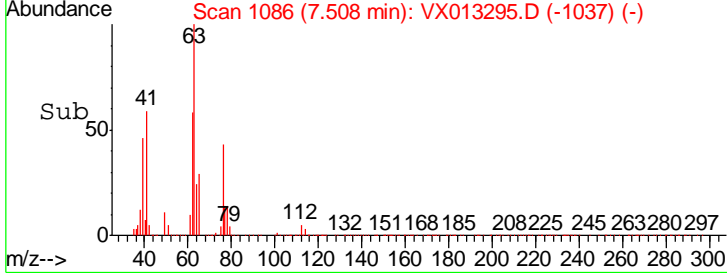
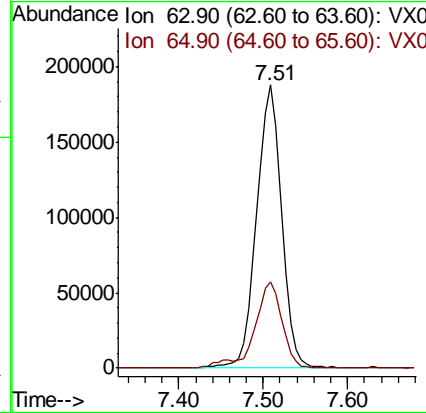





#45  
 1,2-Dichloropropane  
 Concen: 53.420 ug/l  
 RT: 7.51 min Scan# 1086  
 Delta R.T. 0.00 min  
 Lab File: VX013295.D  
 Acq: 31 Oct 2019 17:29

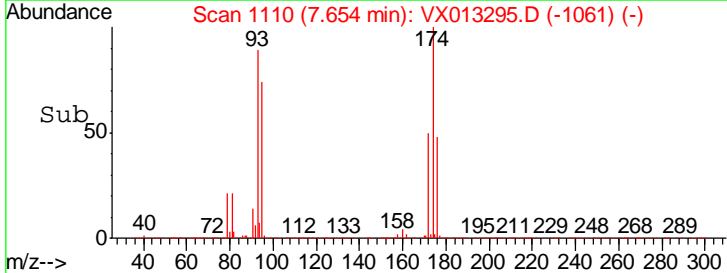
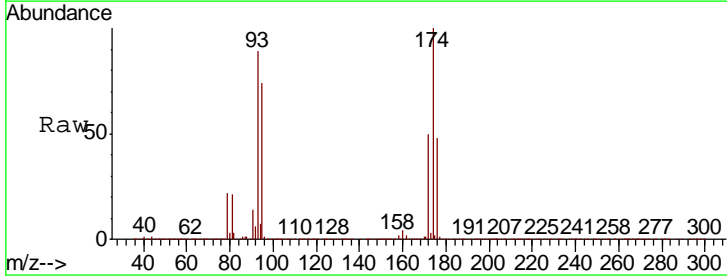
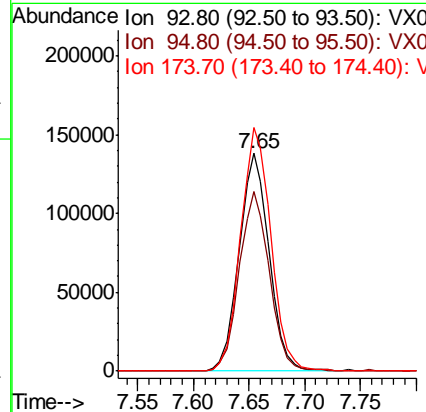
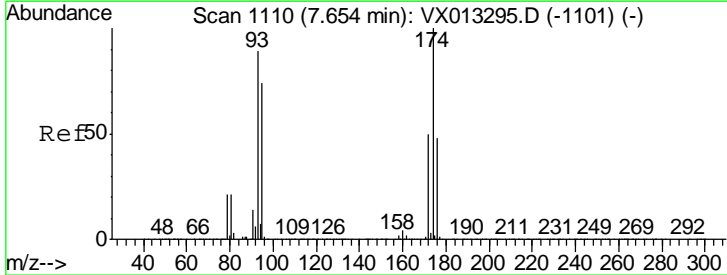
Instrument : MSVOA\_X  
 ClientSampled : VSTDICCC050

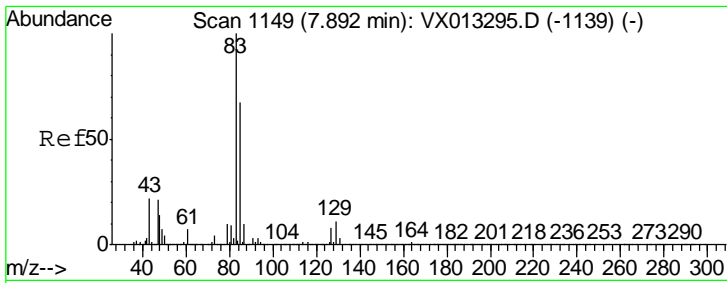
Tgt Ion	Resp	Lower	Upper
63	100		
65	30.4	24.3	36.5



#46  
 Dibromomethane  
 Concen: 51.449 ug/l  
 RT: 7.65 min Scan# 1110  
 Delta R.T. 0.00 min  
 Lab File: VX013295.D  
 Acq: 31 Oct 2019 17:29

Tgt Ion	Resp	Lower	Upper
93	100		
95	82.2	65.8	98.6
174	113.0	90.4	135.6

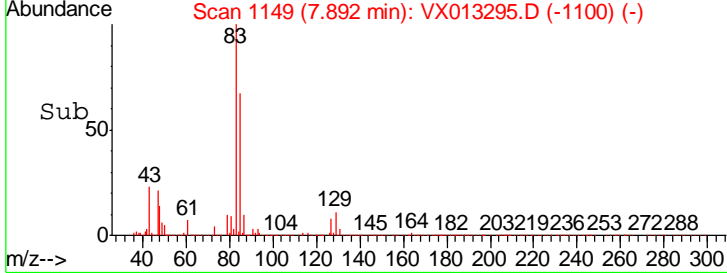
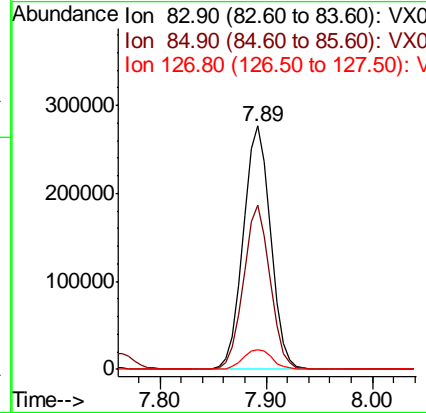
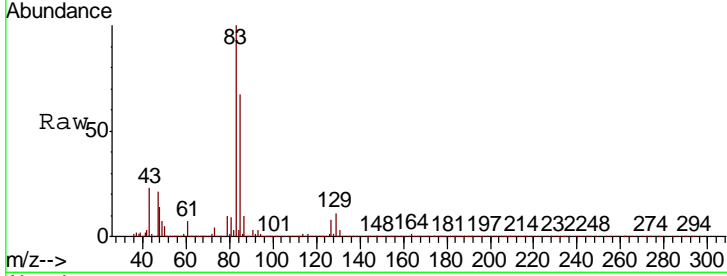




#47  
 Bromodichloromethane  
 Concen: 55.617 ug/l  
 RT: 7.89 min Scan# 1149  
 Delta R.T. 0.00 min  
 Lab File: VX013295.D  
 Acq: 31 Oct 2019 17:29

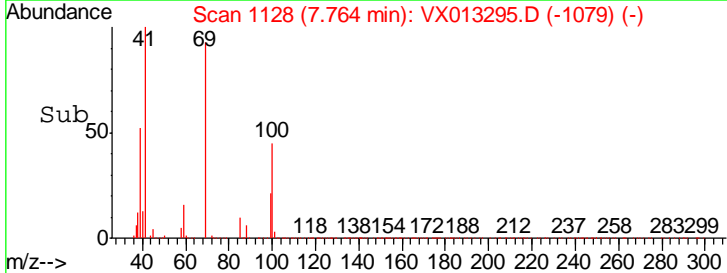
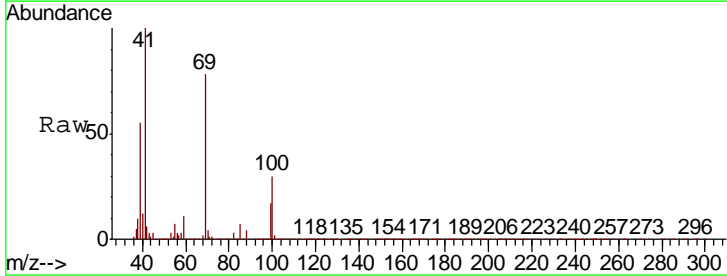
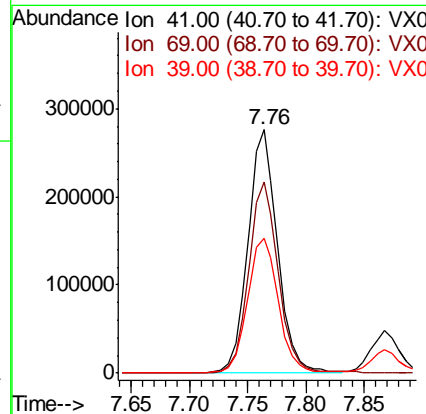
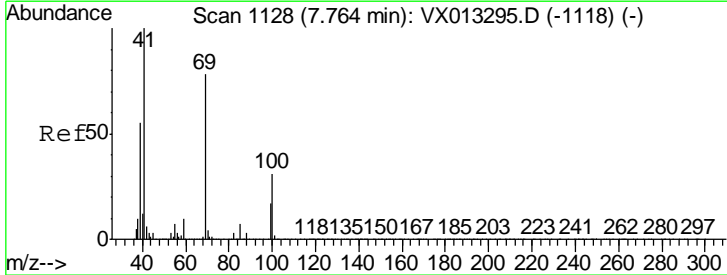
Instrument : MSVOA\_X  
 ClientSampleId : VSTDICCC050

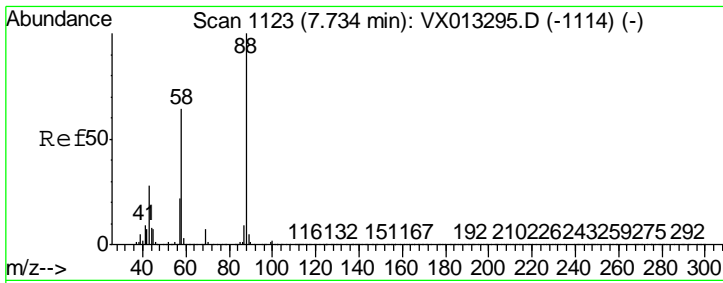
Tgt Ion	Resp	Lower	Upper
83	501038		
85	67.1	53.7	80.5
127	8.0	6.4	9.6



#48  
 Methyl methacrylate  
 Concen: 62.830 ug/l  
 RT: 7.76 min Scan# 1128  
 Delta R.T. 0.00 min  
 Lab File: VX013295.D  
 Acq: 31 Oct 2019 17:29

Tgt Ion	Resp	Lower	Upper
41	485324		
69	78.8	63.0	94.6
39	57.4	45.9	68.9

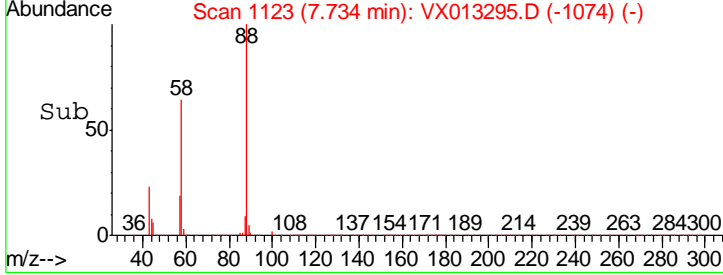
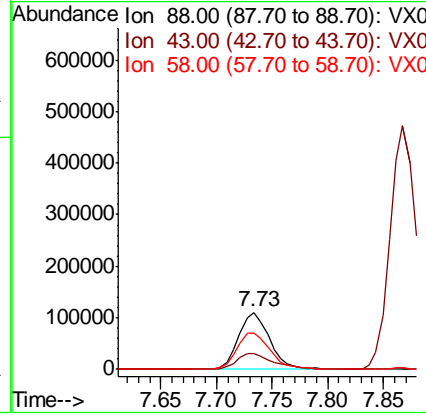
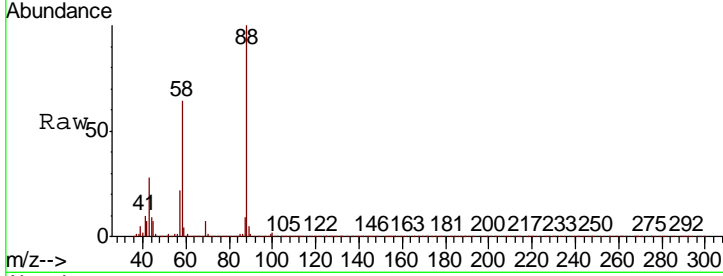




#49  
 1,4-Dioxane  
 Concen: 1033.481 ug/l  
 RT: 7.73 min Scan# 1123  
 Delta R.T. 0.00 min  
 Lab File: VX013295.D  
 Acq: 31 Oct 2019 17:29

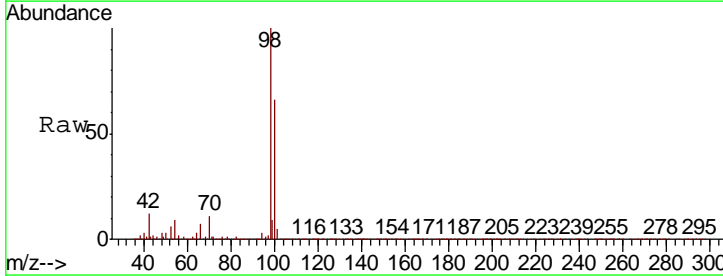
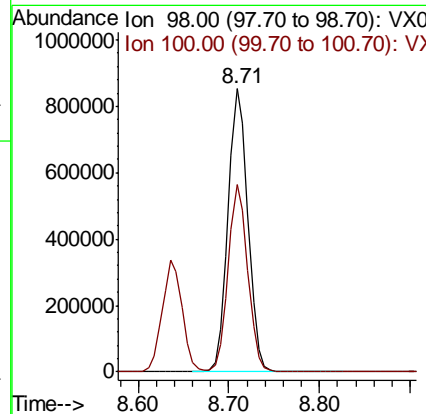
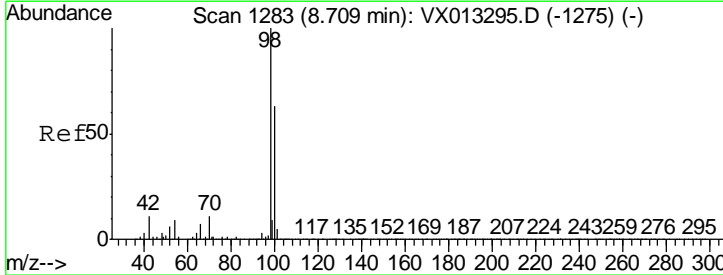
**Instrument :**  
 MSVOA\_X  
**ClientSampled :**  
 VSTDICCC050

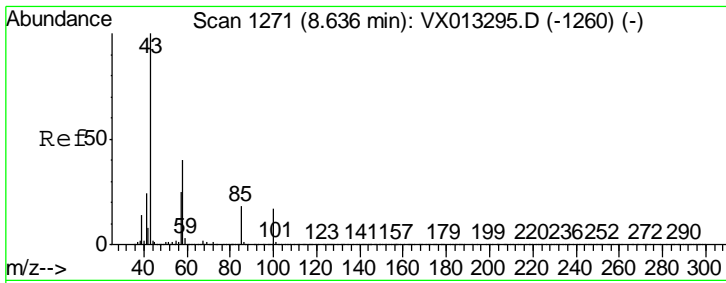
Tgt Ion	Resp	Lower	Upper
88	213429		
43	33.2	26.6	39.8
58	68.8	55.0	82.6



#50  
 Toluene-d8  
 Concen: 50.336 ug/l  
 RT: 8.71 min Scan# 1283  
 Delta R.T. 0.00 min  
 Lab File: VX013295.D  
 Acq: 31 Oct 2019 17:29

Tgt Ion	Resp	Lower	Upper
98	1299485		
100	65.2	52.2	78.2



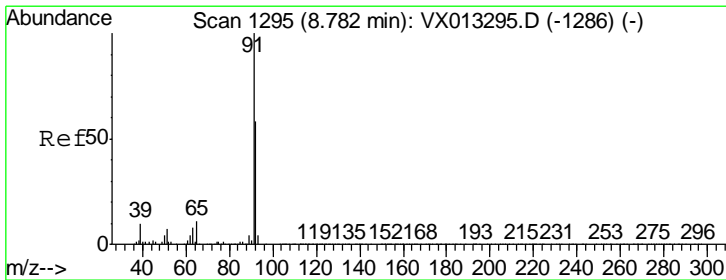
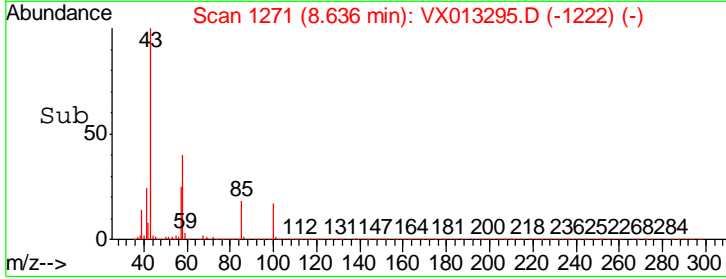
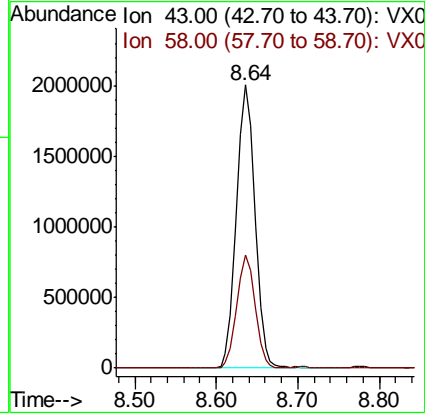
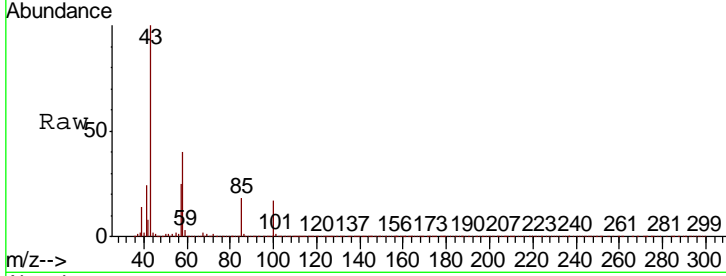


#51  
 4-Methyl-2-Pentanone  
 Concen: 307.112 ug/l  
 RT: 8.64 min Scan# 1271  
 Delta R.T. 0.00 min  
 Lab File: VX013295.D  
 Acq: 31 Oct 2019 17:29

Instrument : MSVOA\_X  
 ClientSampled : VSTDICCC050

Tgt Ion: 43 Resp: 3121152

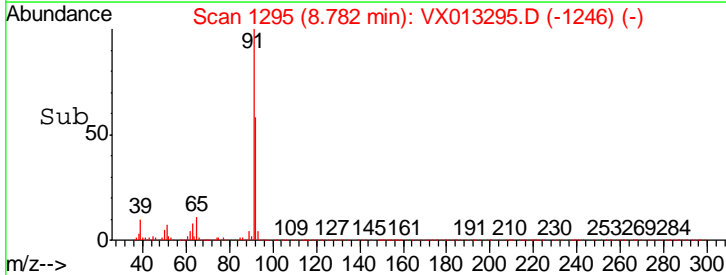
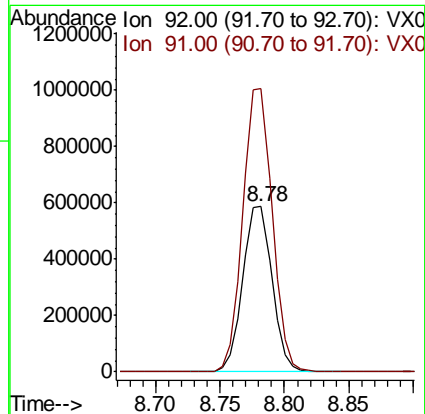
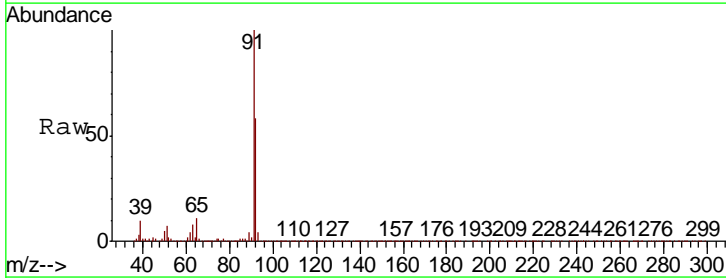
Ion	Ratio	Lower	Upper
43	100		
58	39.2	31.4	47.0

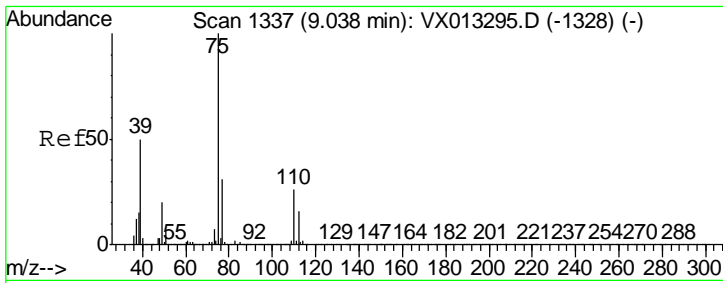


#52  
 Toluene  
 Concen: 51.118 ug/l  
 RT: 8.78 min Scan# 1295  
 Delta R.T. 0.00 min  
 Lab File: VX013295.D  
 Acq: 31 Oct 2019 17:29

Tgt Ion: 92 Resp: 922059

Ion	Ratio	Lower	Upper
92	100		
91	172.5	138.0	207.0

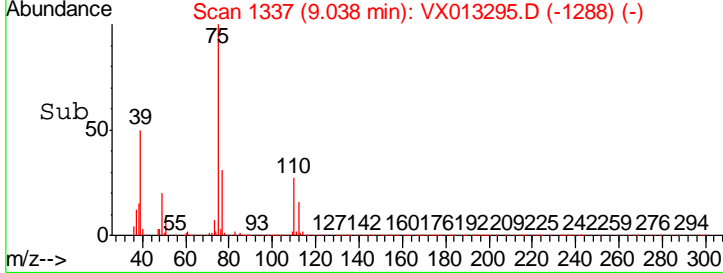
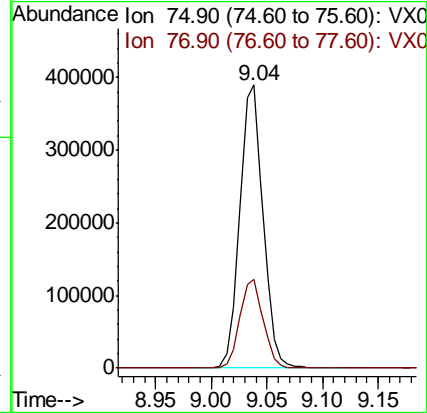
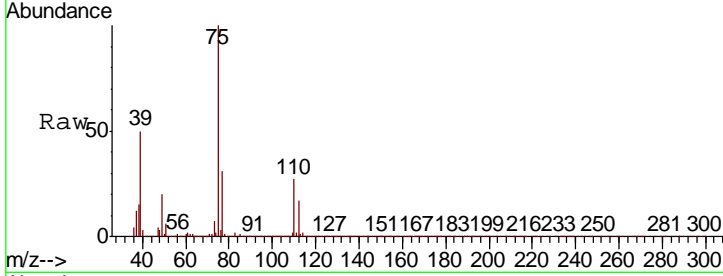




#53  
 t-1,3-Dichloropropene  
 Concen: 57.812 ug/l  
 RT: 9.04 min Scan# 1337  
 Delta R.T. 0.00 min  
 Lab File: VX013295.D  
 Acq: 31 Oct 2019 17:29

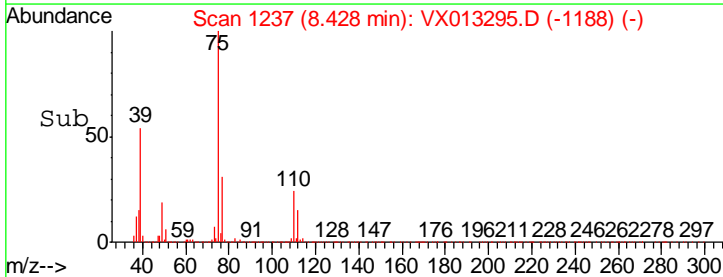
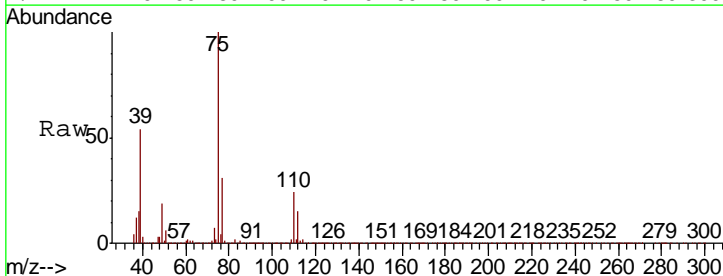
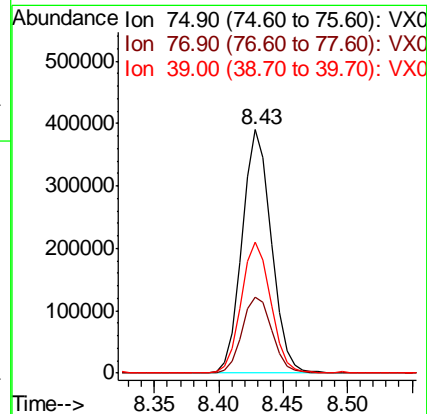
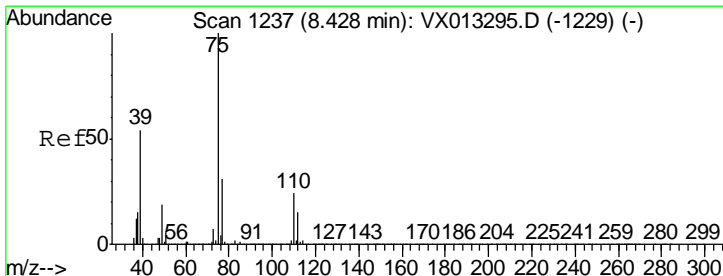
Instrument :  
 MSVOA\_X  
 ClientSampleId :  
 VSTDICCC050

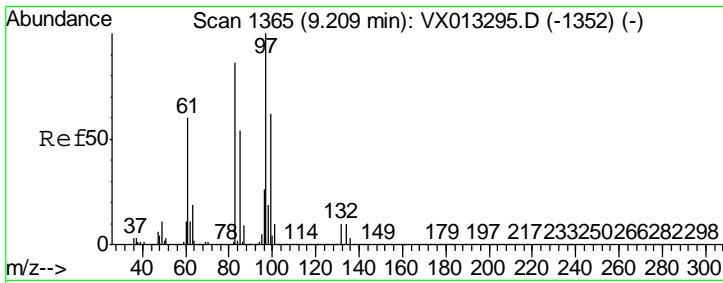
Tgt Ion	Resp	Lower	Upper
75	100		
77	31.2	25.0	37.4



#54  
 cis-1,3-Dichloropropene  
 Concen: 56.807 ug/l  
 RT: 8.43 min Scan# 1237  
 Delta R.T. 0.00 min  
 Lab File: VX013295.D  
 Acq: 31 Oct 2019 17:29

Tgt Ion	Resp	Lower	Upper
75	100		
77	30.9	24.7	37.1
39	53.8	43.0	64.6

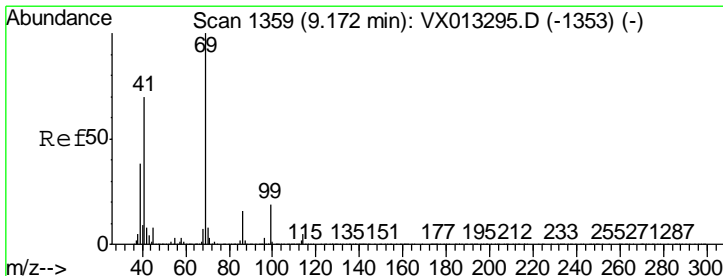
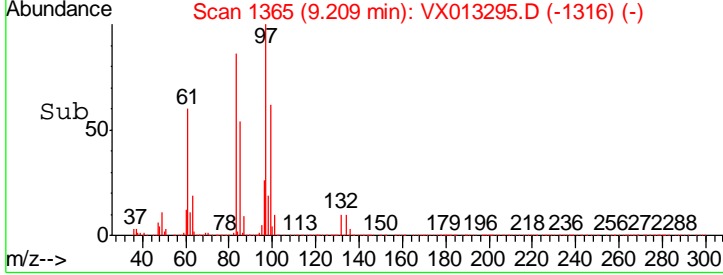
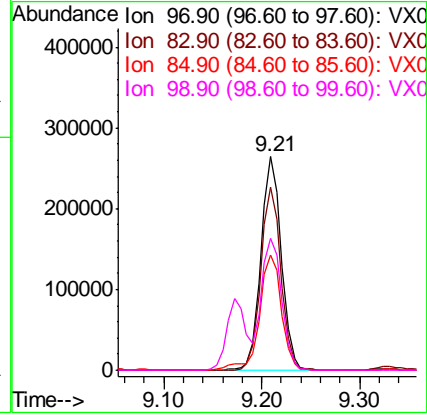
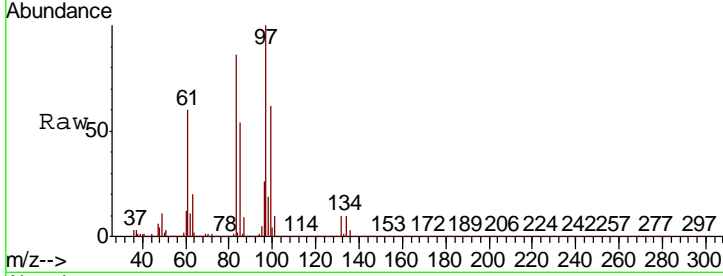




#55  
 1,1,2-Trichloroethane  
 Concen: 51.450 ug/l  
 RT: 9.21 min Scan# 1365  
 Delta R.T. 0.00 min  
 Lab File: VX013295.D  
 Acq: 31 Oct 2019 17:29

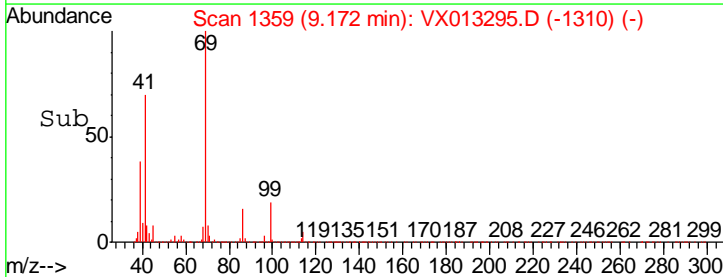
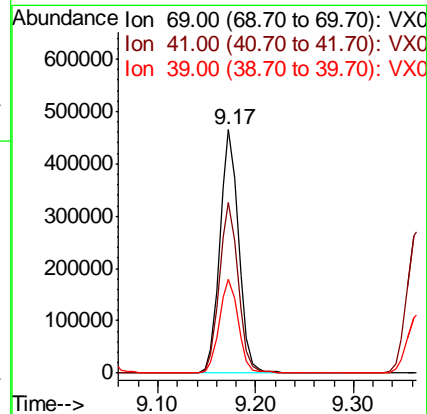
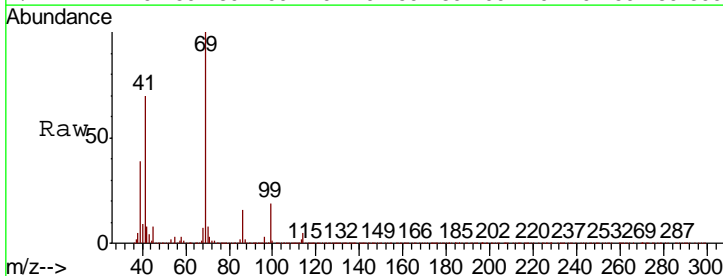
**Instrument :**  
 MSVOA\_X  
**ClientSampled :**  
 VSTDICCC050

Tgt Ion	Resp	Lower	Upper
97	100		
83	85.8	68.6	103.0
85	53.9	43.1	64.7
99	61.7	49.4	74.0

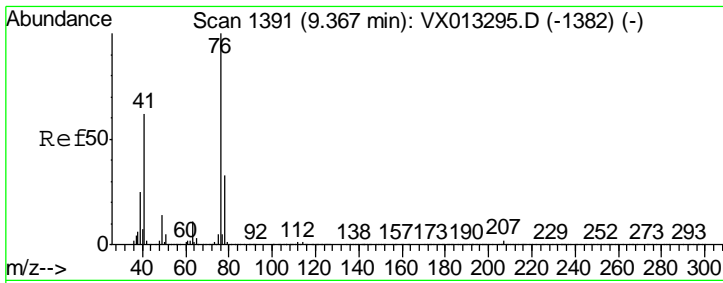


#56  
 Ethyl methacrylate  
 Concen: 56.335 ug/l  
 RT: 9.17 min Scan# 1359  
 Delta R.T. 0.00 min  
 Lab File: VX013295.D  
 Acq: 31 Oct 2019 17:29

Tgt Ion	Resp	Lower	Upper
69	100		
41	70.2	56.2	84.2
39	38.9	31.1	46.7



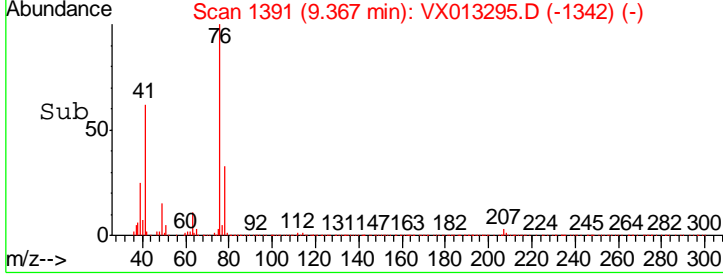
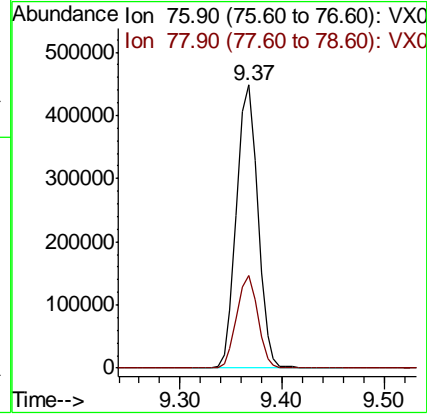
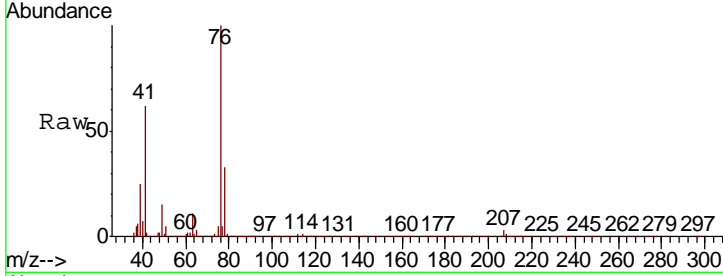




#57  
 1,3-Dichloropropane  
 Concen: 54.264 ug/l  
 RT: 9.37 min Scan# 1391  
 Delta R.T. 0.00 min  
 Lab File: VX013295.D  
 Acq: 31 Oct 2019 17:29

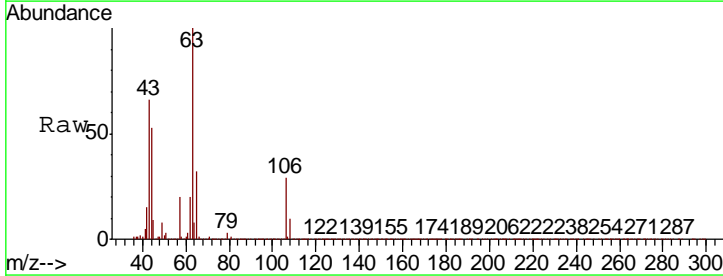
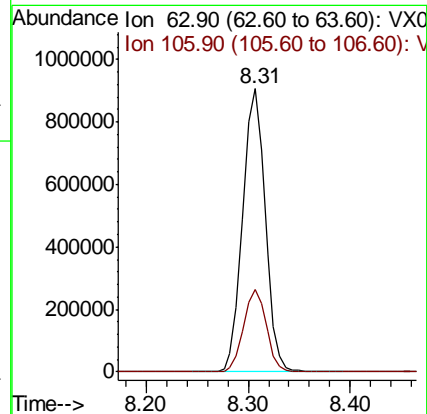
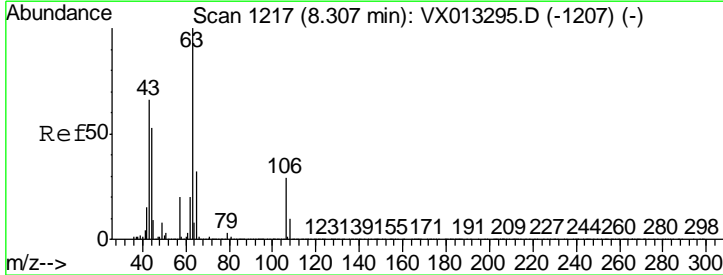
Instrument : MSVOA\_X  
 ClientSampled : VSTDICCC050

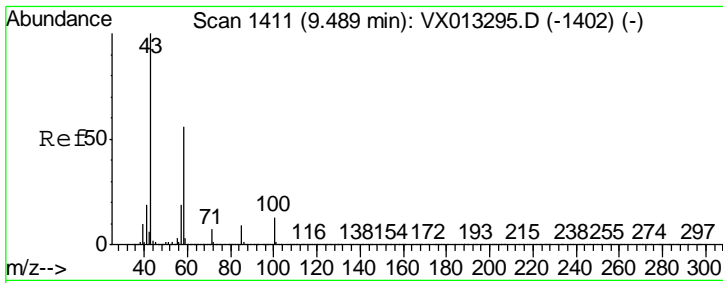
Tgt Ion	Resp	Lower	Upper
76	648307		
76	100		
78	32.2	25.8	38.6



#58  
 2-Chloroethyl Vinyl ether  
 Concen: 266.762 ug/l  
 RT: 8.31 min Scan# 1217  
 Delta R.T. 0.00 min  
 Lab File: VX013295.D  
 Acq: 31 Oct 2019 17:29

Tgt Ion	Resp	Lower	Upper
63	1385610		
63	100		
106	29.3	23.4	35.2

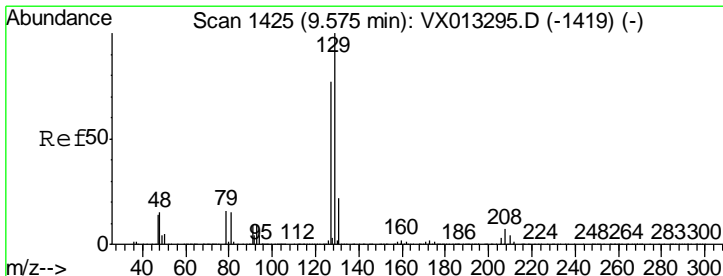
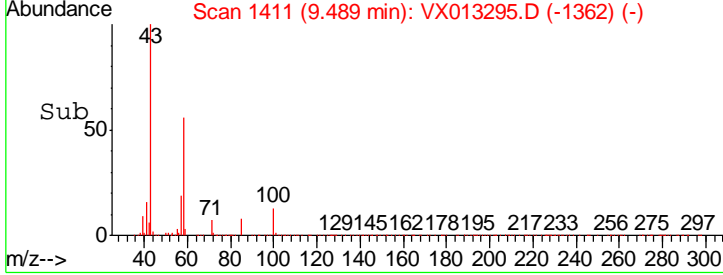
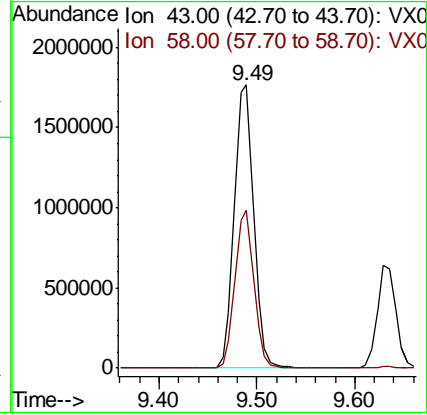
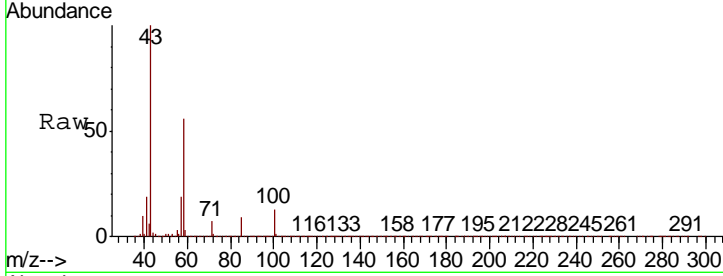




#59  
 2-Hexanone  
 Concen: 311.322 ug/l  
 RT: 9.49 min Scan# 1411  
 Delta R.T. 0.00 min  
 Lab File: VX013295.D  
 Acq: 31 Oct 2019 17:29

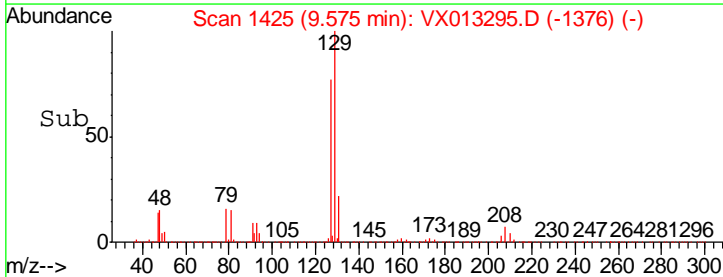
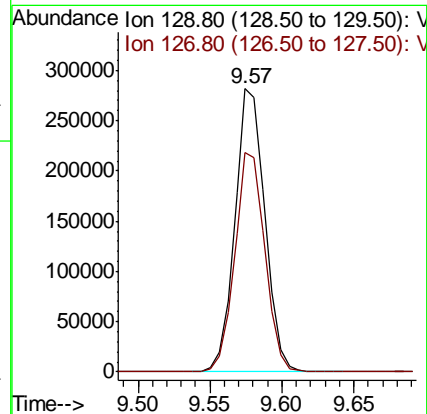
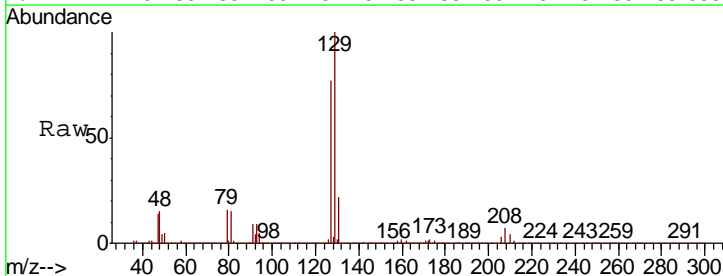
Instrument : MSVOA\_X  
 ClientSampled : VSTDICCC050

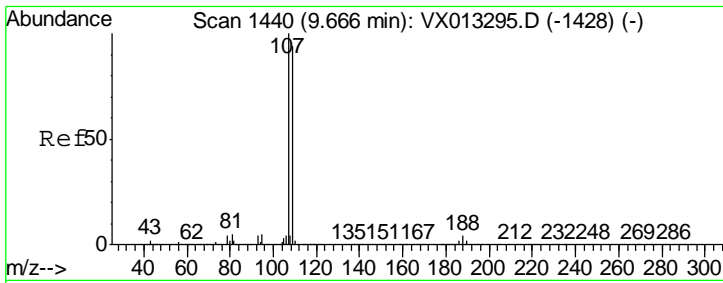
Tgt Ion	Ratio	Lower	Upper
43	100		
58	54.5	27.3	81.8



#60  
 Dibromochloromethane  
 Concen: 54.422 ug/l  
 RT: 9.57 min Scan# 1425  
 Delta R.T. 0.00 min  
 Lab File: VX013295.D  
 Acq: 31 Oct 2019 17:29

Tgt Ion	Ratio	Lower	Upper
129	100		
127	78.1	39.1	117.2

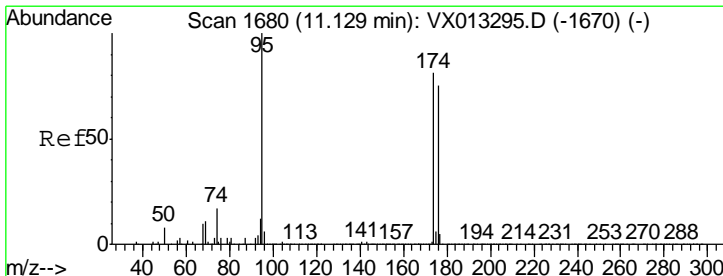
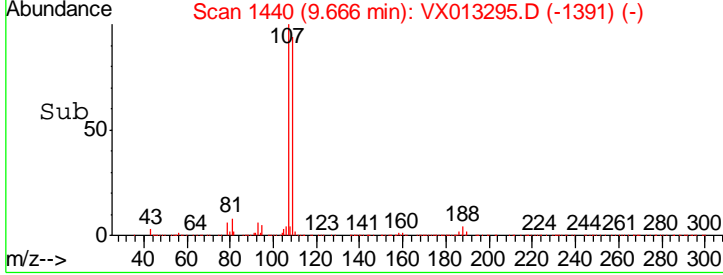
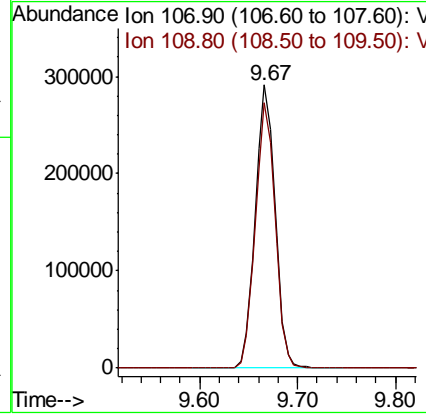
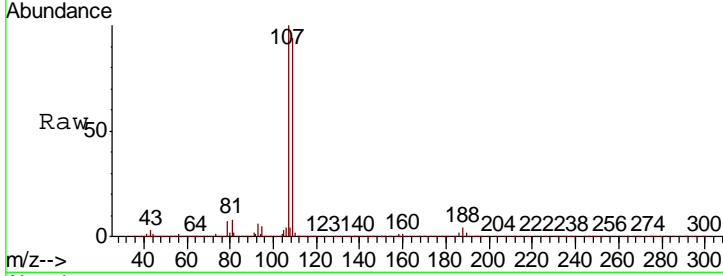




#61  
 1,2-Dibromoethane  
 Concen: 52.127 ug/l  
 RT: 9.67 min Scan# 1440  
 Delta R.T. 0.00 min  
 Lab File: VX013295.D  
 Acq: 31 Oct 2019 17:29

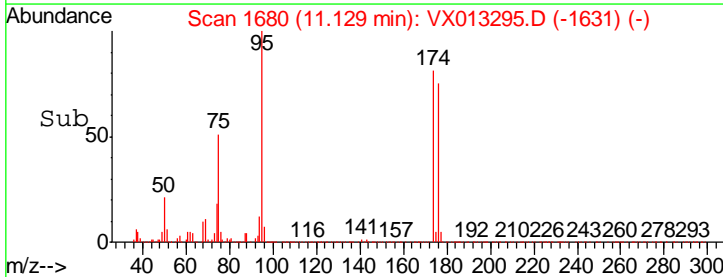
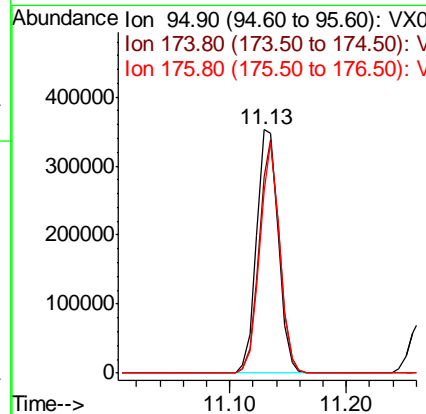
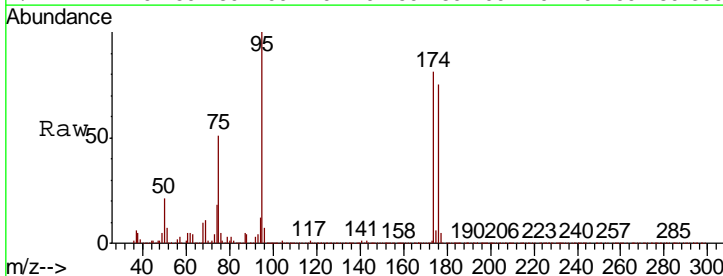
Instrument : MSVOA\_X  
 ClientSampleId : VSTDICCC050

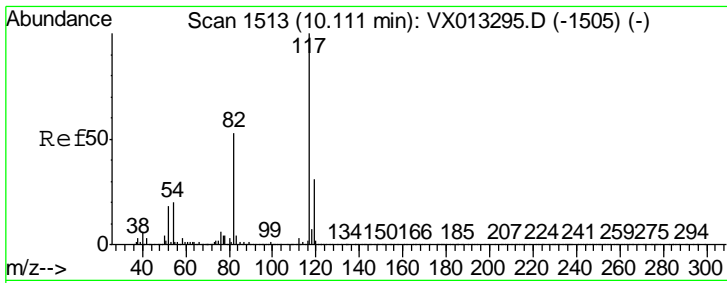
Tgt Ion	Resp	Lower	Upper
107	100		
109	93.9	75.1	112.7



#62  
 4-Bromofluorobenzene  
 Concen: 49.160 ug/l  
 RT: 11.13 min Scan# 1680  
 Delta R.T. 0.00 min  
 Lab File: VX013295.D  
 Acq: 31 Oct 2019 17:29

Tgt Ion	Resp	Lower	Upper
95	100		
174	89.9	0.0	179.8
176	86.5	0.0	173.0

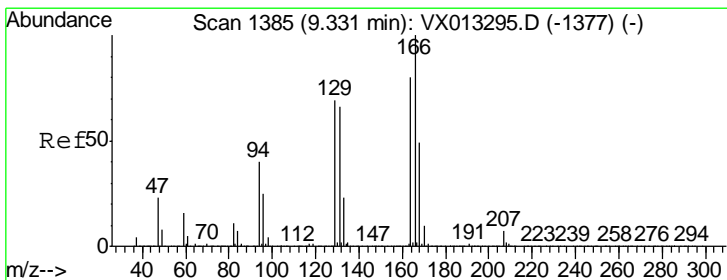
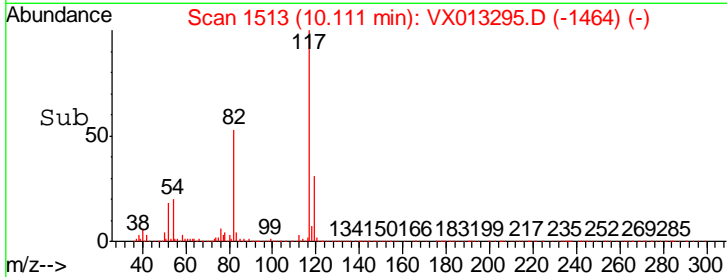
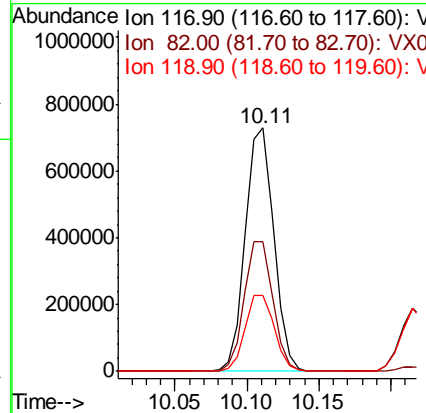
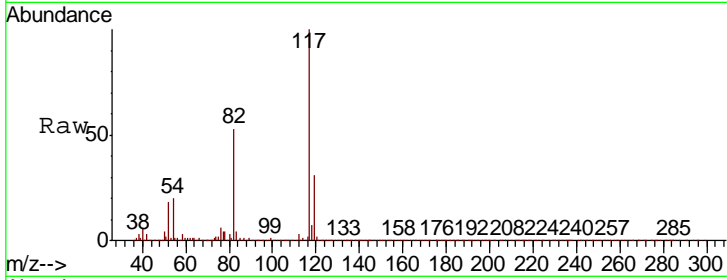




#63  
 Chlorobenzene-d5  
 Concen: 50.000 ug/l  
 RT: 10.11 min Scan# 1513  
 Delta R.T. 0.00 min  
 Lab File: VX013295.D  
 Acq: 31 Oct 2019 17:29

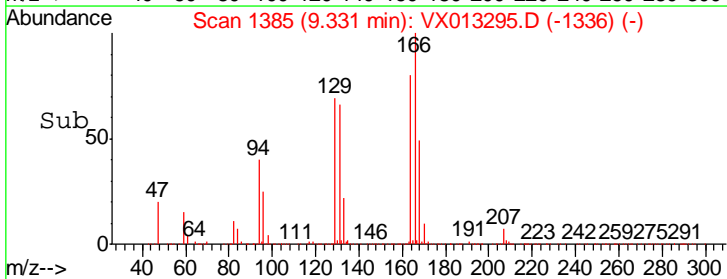
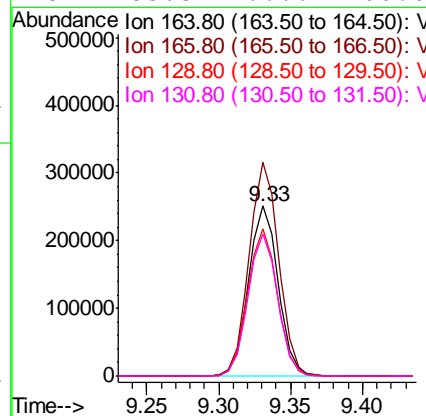
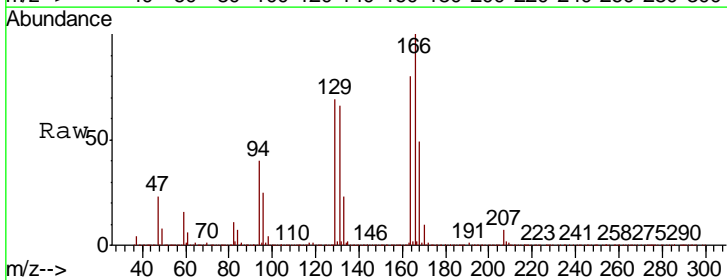
Instrument :  
 MSVOA\_X  
 ClientSampled :  
 VSTDICCC050

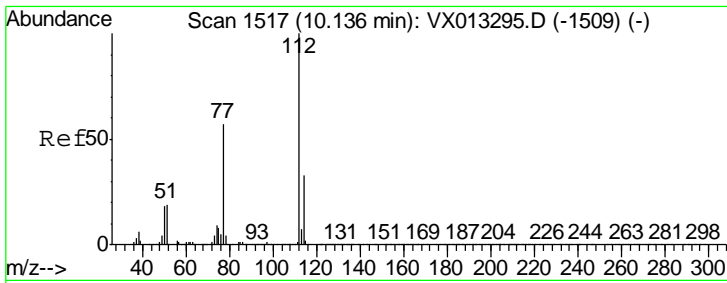
Tgt Ion	Resp	Lower	Upper
117	1000740		
82	53.3	42.6	64.0
119	31.0	24.8	37.2



#64  
 Tetrachloroethene  
 Concen: 45.352 ug/l  
 RT: 9.33 min Scan# 1385  
 Delta R.T. 0.00 min  
 Lab File: VX013295.D  
 Acq: 31 Oct 2019 17:29

Tgt Ion	Resp	Lower	Upper
164	353449		
166	125.5	100.4	150.6
129	86.8	69.4	104.2
131	83.3	66.6	100.0

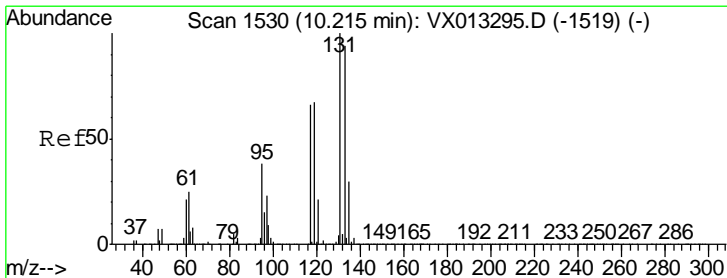
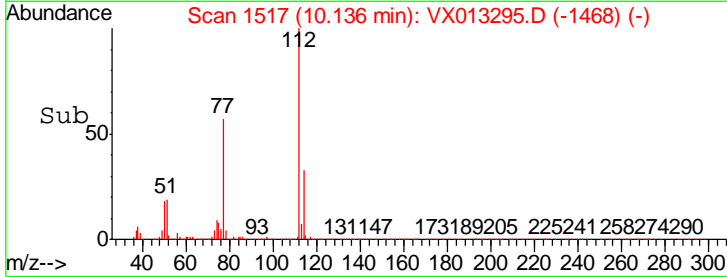
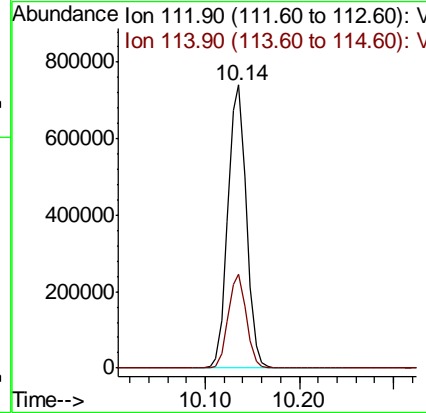
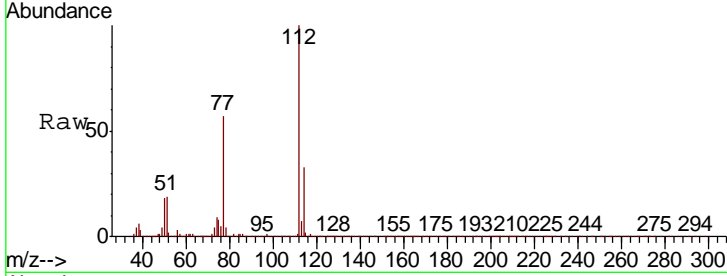




#65  
 Chlorobenzene  
 Concen: 48.643 ug/l  
 RT: 10.14 min Scan# 1517  
 Delta R.T. 0.00 min  
 Lab File: VX013295.D  
 Acq: 31 Oct 2019 17:29

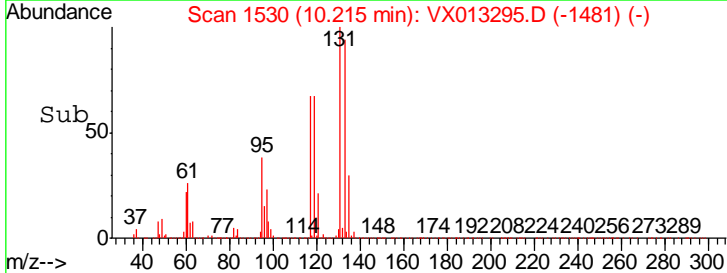
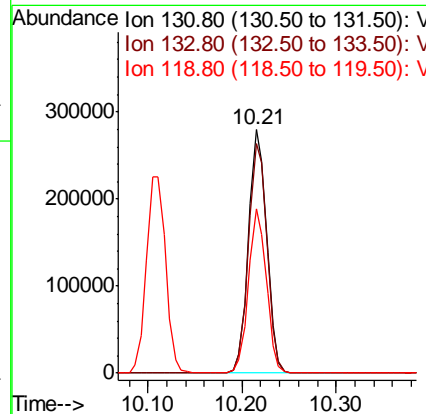
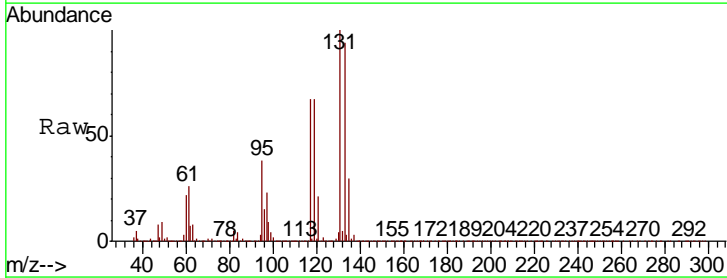
Instrument :  
 MSVOA\_X  
 ClientSampled :  
 VSTDICCC050

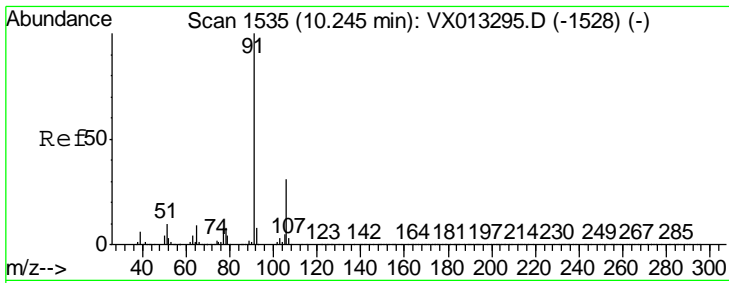
Tgt Ion	Resp	Lower	Upper
112	1002912		
114	33.0	26.4	39.6



#66  
 1,1,1,2-Tetrachloroethane  
 Concen: 52.214 ug/l  
 RT: 10.21 min Scan# 1530  
 Delta R.T. 0.00 min  
 Lab File: VX013295.D  
 Acq: 31 Oct 2019 17:29

Tgt Ion	Resp	Lower	Upper
131	378719		
133	96.0	48.0	144.0
119	66.0	33.0	99.0

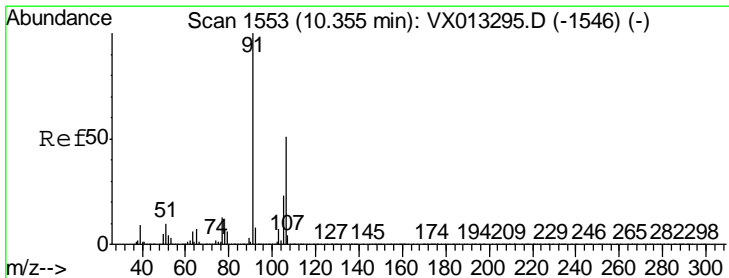
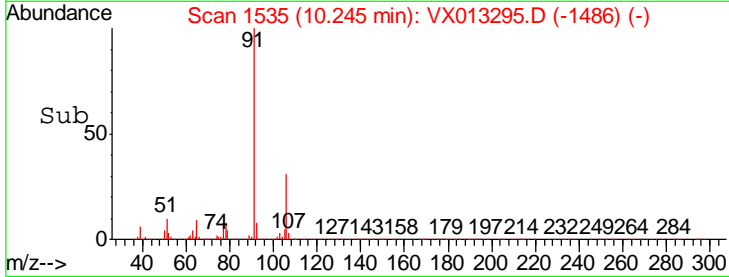
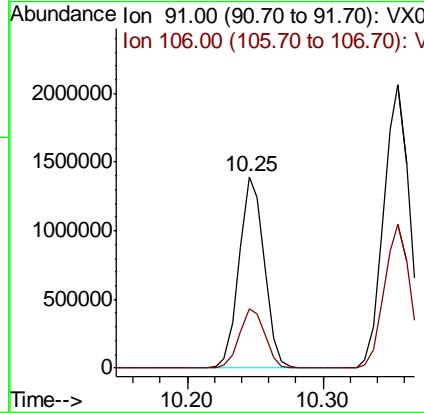
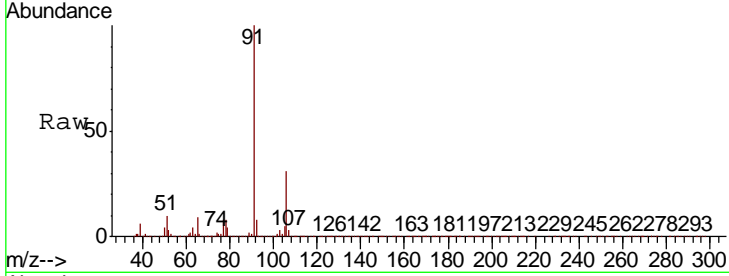




#67  
 Ethyl Benzene  
 Concen: 50.840 ug/l  
 RT: 10.25 min Scan# 1535  
 Delta R.T. 0.00 min  
 Lab File: VX013295.D  
 Acq: 31 Oct 2019 17:29

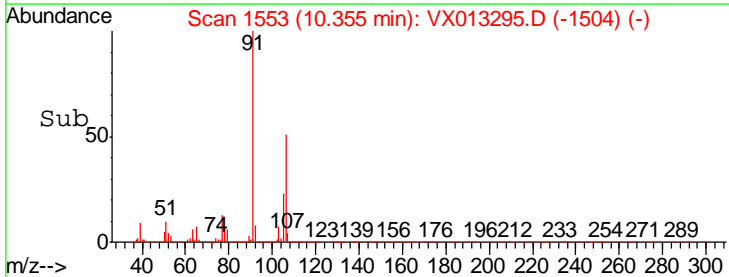
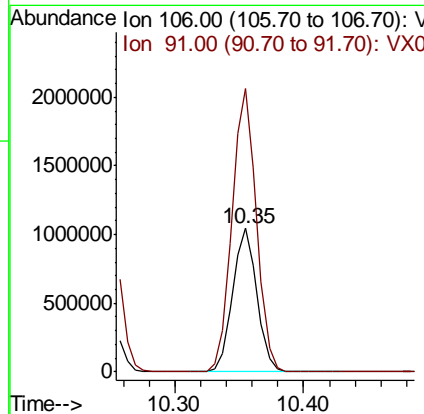
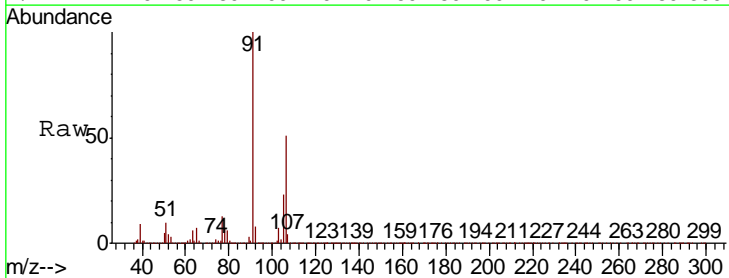
Instrument :  
 MSVOA\_X  
 ClientSampled :  
 VSTDICCC050

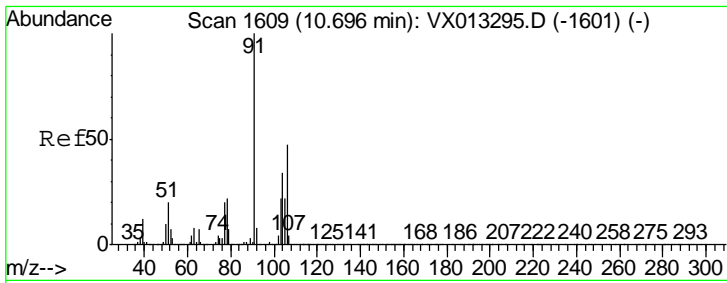
Tgt Ion: 91 Resp: 1786863  
 Ion Ratio Lower Upper  
 91 100  
 106 30.7 24.6 36.8



#68  
 m/p-Xylenes  
 Concen: 101.680 ug/l  
 RT: 10.35 min Scan# 1553  
 Delta R.T. 0.00 min  
 Lab File: VX013295.D  
 Acq: 31 Oct 2019 17:29

Tgt Ion: 106 Resp: 1370719  
 Ion Ratio Lower Upper  
 106 100  
 91 199.1 159.3 238.9

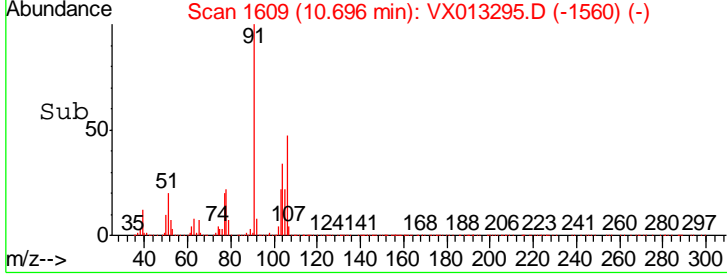
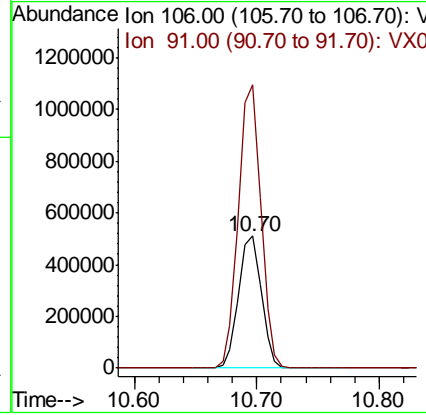
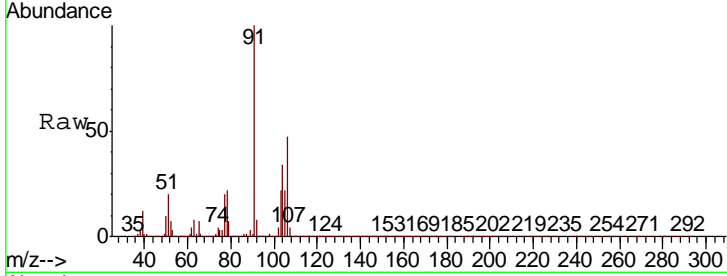




#69  
 o-Xylene  
 Concen: 50.154 ug/l  
 RT: 10.70 min Scan# 1609  
 Delta R.T. 0.00 min  
 Lab File: VX013295.D  
 Acq: 31 Oct 2019 17:29

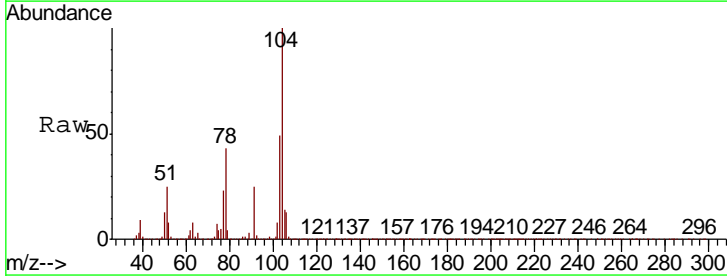
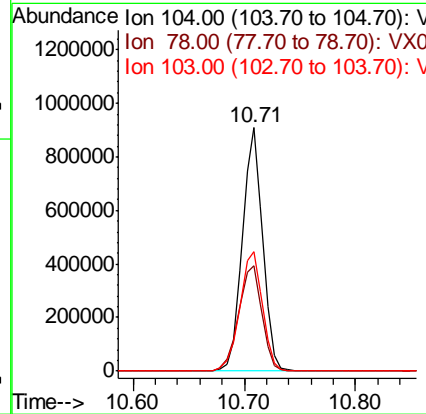
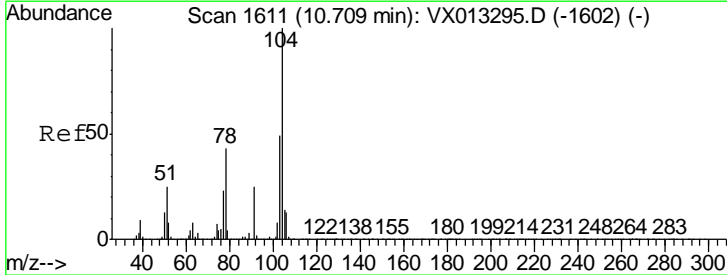
Instrument : MSVOA\_X  
 ClientSampled : VSTDICCC050

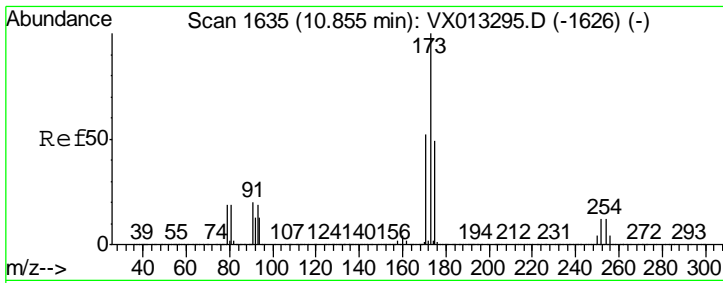
Tgt Ion	Resp	Lower	Upper
106	100		
91	211.3	105.7	317.0



#70  
 Styrene  
 Concen: 52.030 ug/l  
 RT: 10.71 min Scan# 1611  
 Delta R.T. 0.00 min  
 Lab File: VX013295.D  
 Acq: 31 Oct 2019 17:29

Tgt Ion	Resp	Lower	Upper
104	100		
78	50.0	40.0	60.0
103	55.1	44.1	66.1

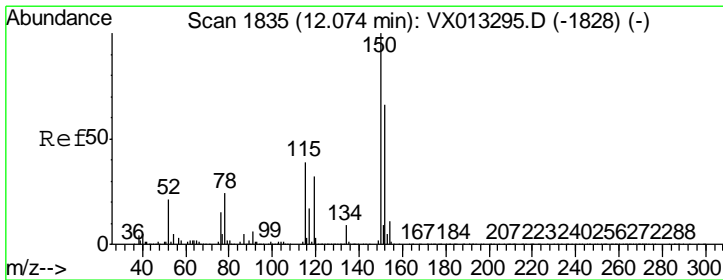
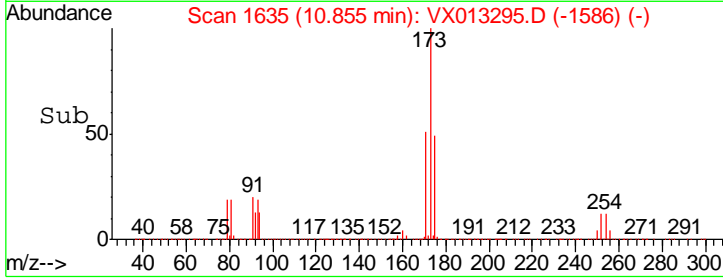
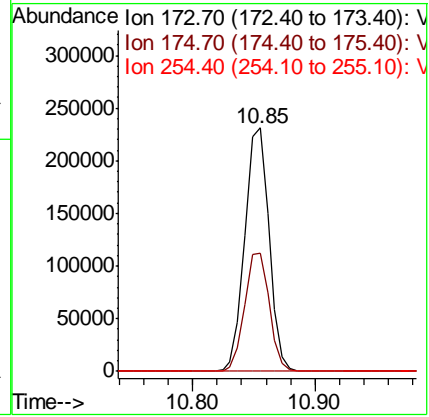
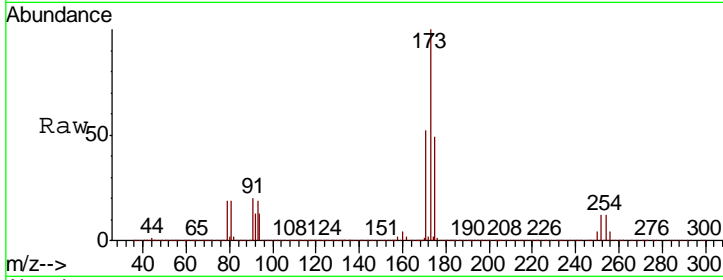




#71  
 Bromoform  
 Concen: 54.734 ug/l  
 RT: 10.85 min Scan# 1635  
 Delta R.T. 0.00 min  
 Lab File: VX013295.D  
 Acq: 31 Oct 2019 17:29

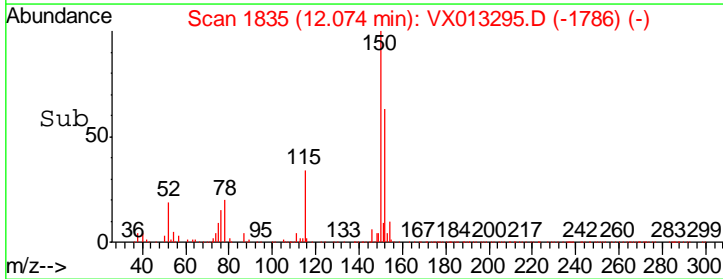
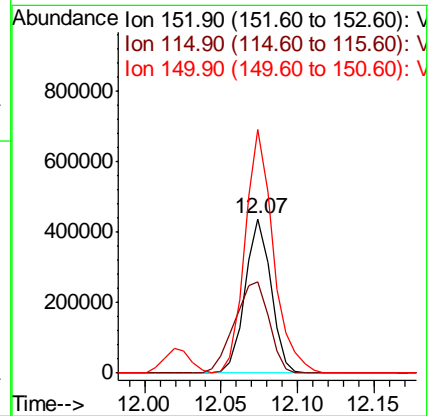
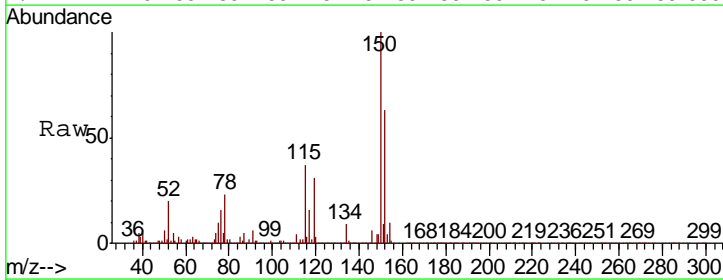
Instrument : MSVOA\_X  
 ClientSampleId : VSTDICCC050

Tgt Ion	Resp	Lower	Upper
173	318144		
175	49.6	24.8	74.4
254	0.2	0.2	0.2

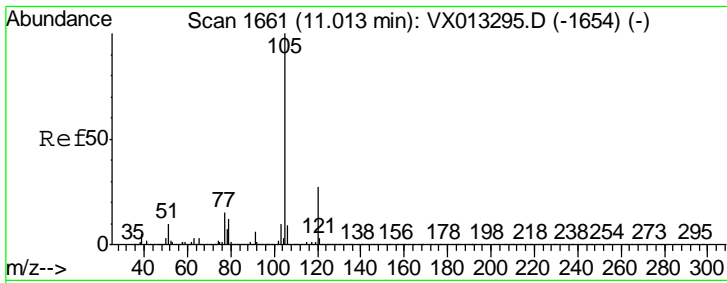


#72  
 1,4-Dichlorobenzene-d4  
 Concen: 50.000 ug/l  
 RT: 12.07 min Scan# 1835  
 Delta R.T. 0.00 min  
 Lab File: VX013295.D  
 Acq: 31 Oct 2019 17:29

Tgt Ion	Resp	Lower	Upper
152	512345		
115	78.9	39.5	118.3
150	172.2	0.0	344.4





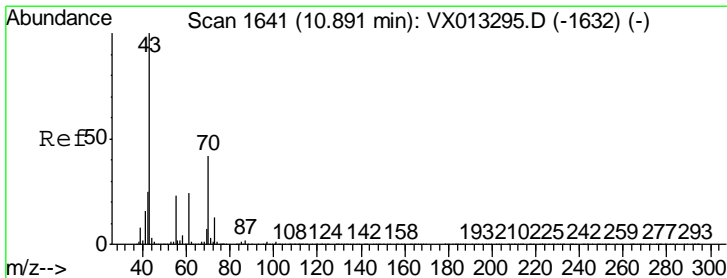
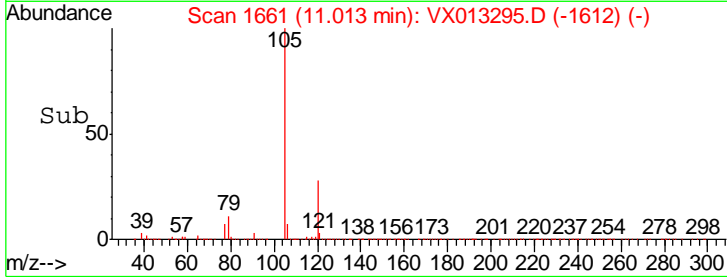
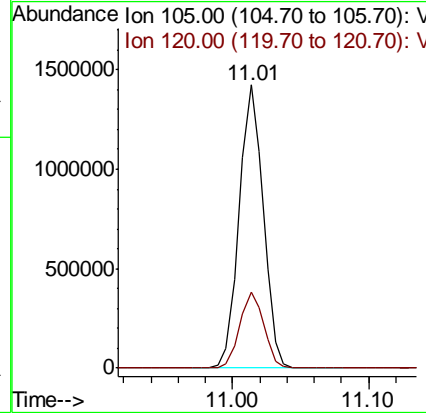
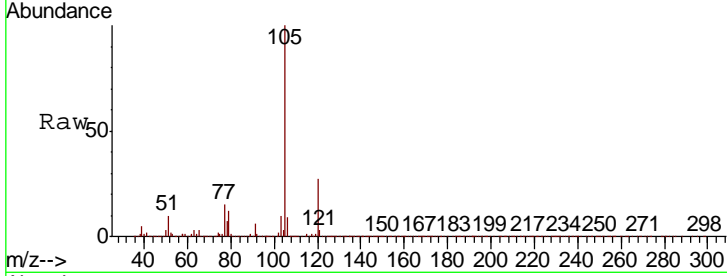


#73  
 Isopropylbenzene  
 Concen: 50.155 ug/l  
 RT: 11.01 min Scan# 1661  
 Delta R.T. 0.00 min  
 Lab File: VX013295.D  
 Acq: 31 Oct 2019 17:29

Instrument : MSVOA\_X  
 ClientSampleId : VSTDICCC050

Tgt Ion: 105 Resp: 1748940

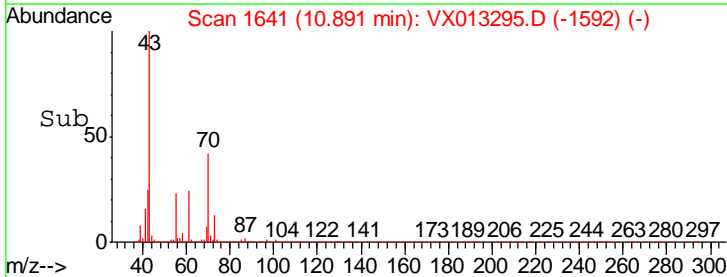
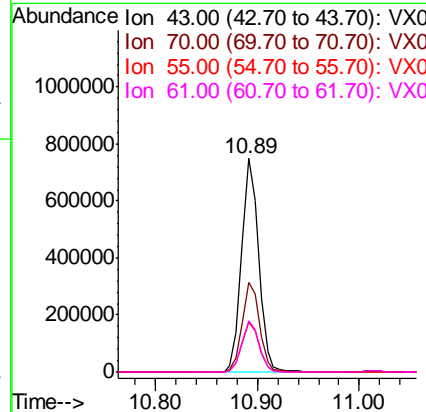
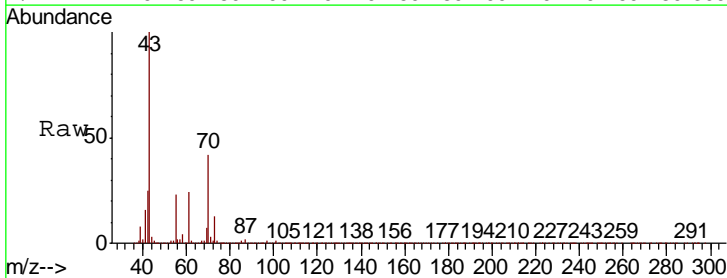
Ion	Ratio	Lower	Upper
105	100		
120	27.0	13.5	40.5

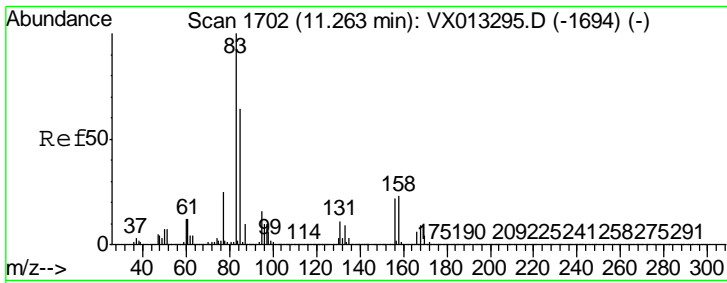


#74  
 N-amyl acetate  
 Concen: 62.045 ug/l  
 RT: 10.89 min Scan# 1641  
 Delta R.T. 0.00 min  
 Lab File: VX013295.D  
 Acq: 31 Oct 2019 17:29

Tgt Ion: 43 Resp: 859062

Ion	Ratio	Lower	Upper
43	100		
70	42.6	34.1	51.1
55	23.6	18.9	28.3
61	24.0	19.2	28.8

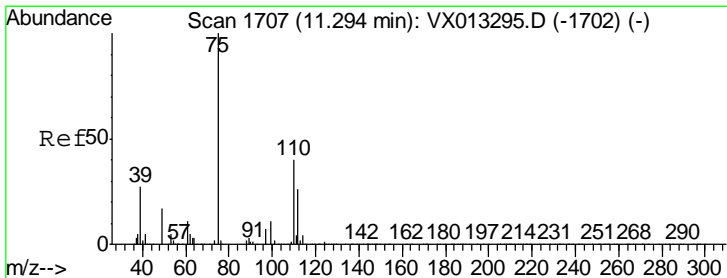
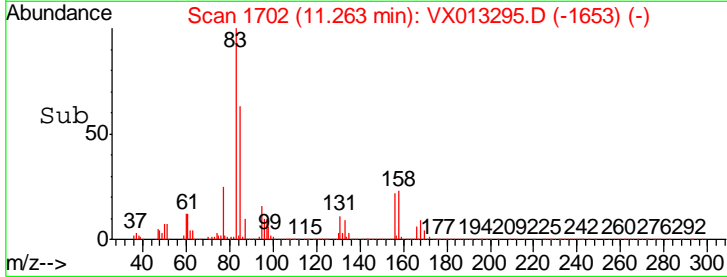
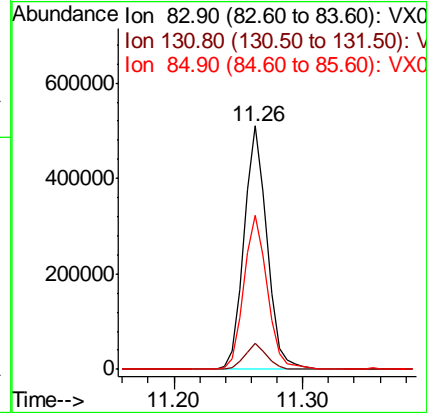
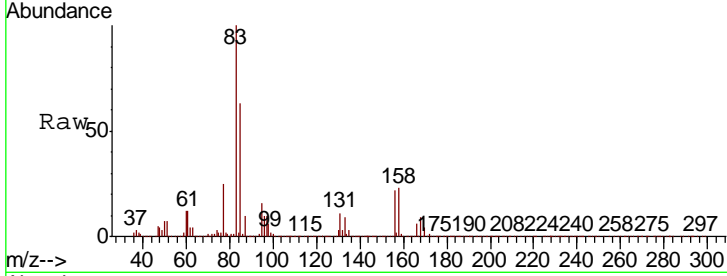




#75  
 1,1,2,2-Tetrachloroethane  
 Concen: 54.308 ug/l  
 RT: 11.26 min Scan# 1702  
 Delta R.T. 0.00 min  
 Lab File: VX013295.D  
 Acq: 31 Oct 2019 17:29

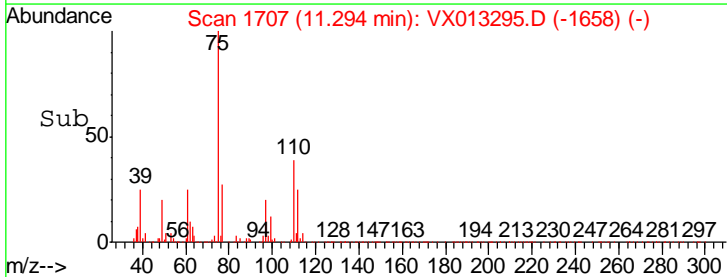
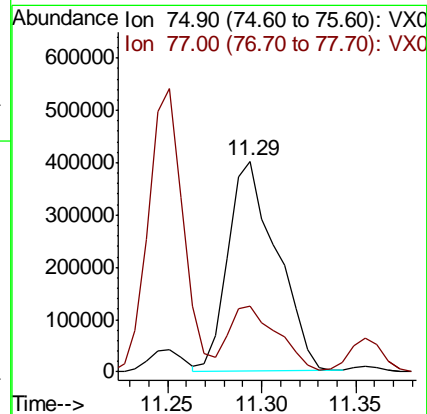
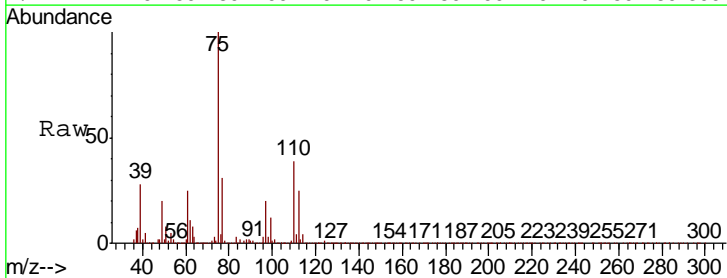
Instrument :  
 MSVOA\_X  
 ClientSampleId :  
 VSTDICCC050

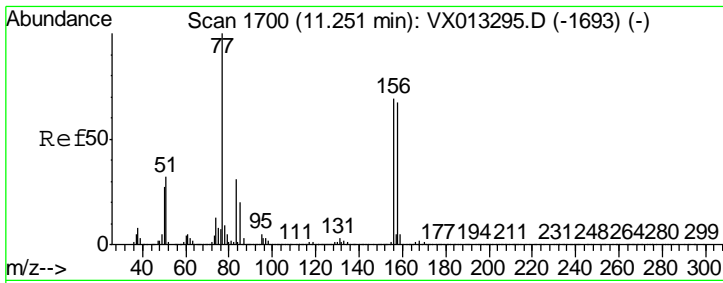
Tgt Ion	Resp	Lower	Upper
83	628355		
131	10.2	5.1	15.3
85	64.5	32.3	96.8



#76  
 1,2,3-Trichloropropane  
 Concen: 76.546 ug/l  
 RT: 11.29 min Scan# 1707  
 Delta R.T. 0.00 min  
 Lab File: VX013295.D  
 Acq: 31 Oct 2019 17:29

Tgt Ion	Resp	Lower	Upper
75	718454		
77	31.1	22.3	66.8

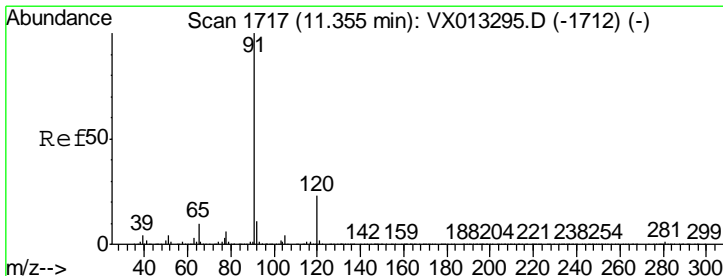
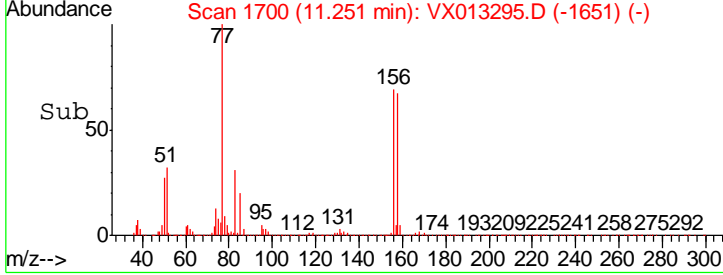
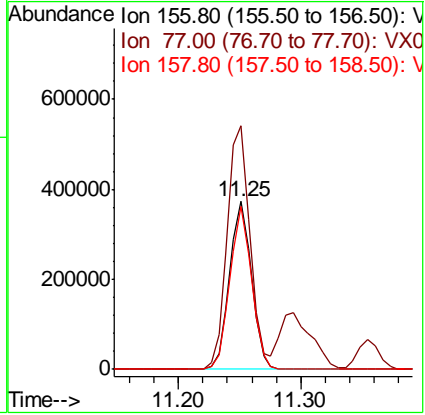
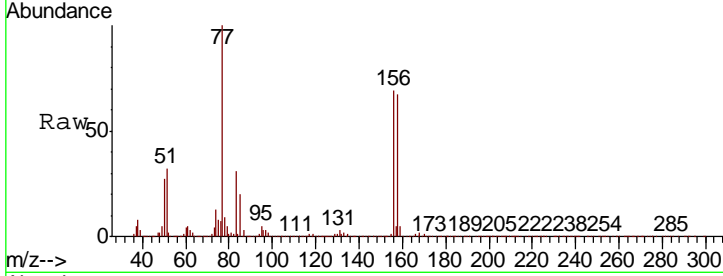




#77  
 Bromobenzene  
 Concen: 48.226 ug/l  
 RT: 11.25 min Scan# 1700  
 Delta R.T. 0.00 min  
 Lab File: VX013295.D  
 Acq: 31 Oct 2019 17:29

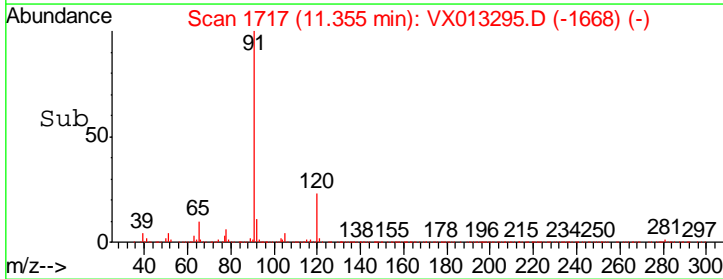
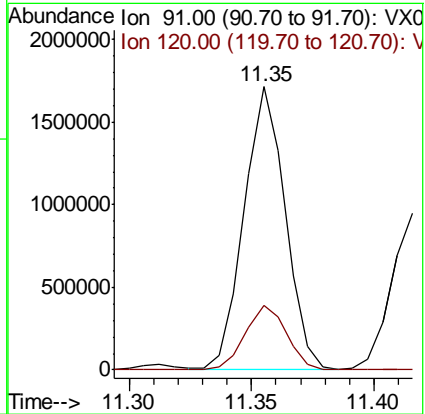
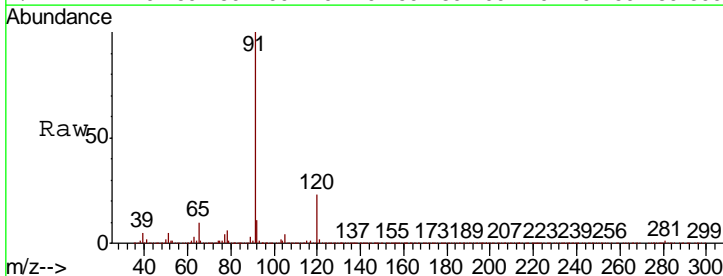
Instrument : MSVOA\_X  
 ClientSampled : VSTDICCC050

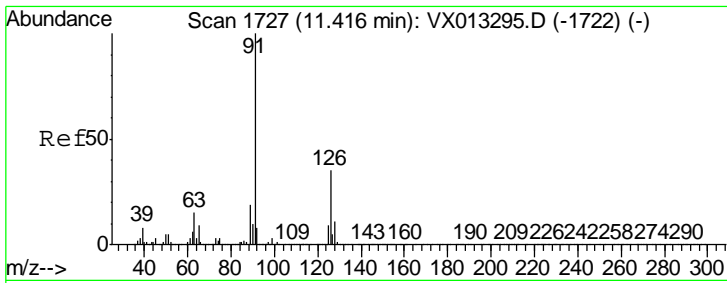
Tgt Ion	Resp	Lower	Upper
156	460884		
77	151.6	75.8	227.4
158	95.2	47.6	142.8



#78  
 n-propylbenzene  
 Concen: 51.854 ug/l  
 RT: 11.35 min Scan# 1717  
 Delta R.T. 0.00 min  
 Lab File: VX013295.D  
 Acq: 31 Oct 2019 17:29

Tgt Ion	Resp	Lower	Upper
91	2002043		
120	23.2	11.6	34.8

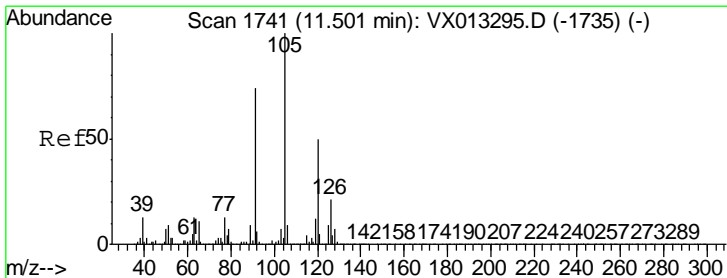
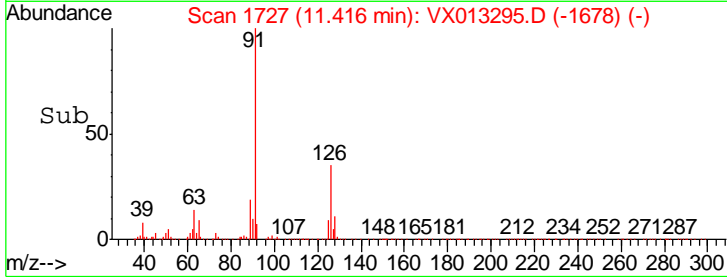
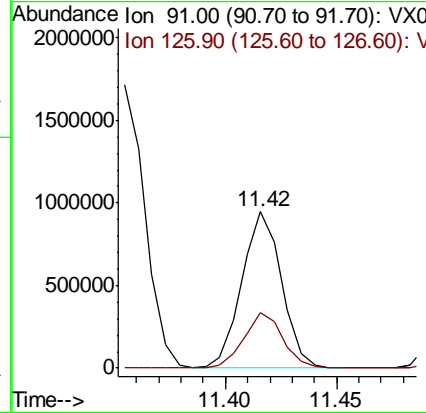
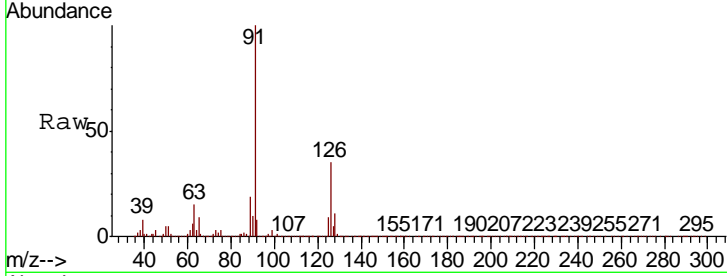




#79  
 2-Chlorotoluene  
 Concen: 50.627 ug/l  
 RT: 11.42 min Scan# 1727  
 Delta R.T. 0.00 min  
 Lab File: VX013295.D  
 Acq: 31 Oct 2019 17:29

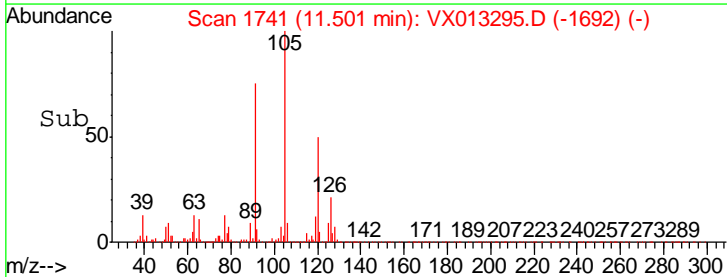
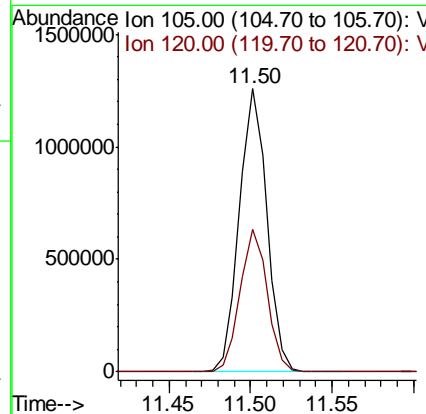
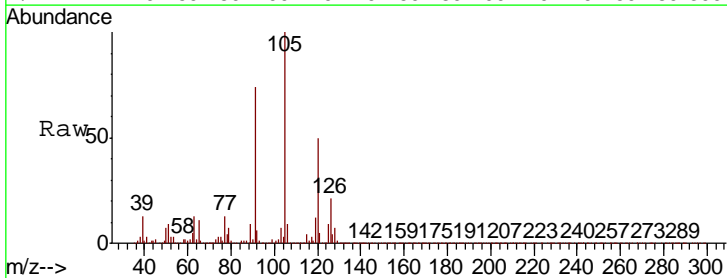
Instrument :  
 MSVOA\_X  
 ClientSampleId :  
 VSTDICCC050

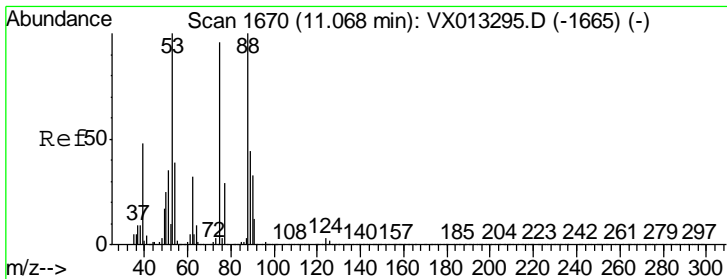
Tgt Ion	Resp	Lower	Upper
91	1172533		
126	34.7	17.3	52.0



#80  
 1,3,5-Trimethylbenzene  
 Concen: 50.834 ug/l  
 RT: 11.50 min Scan# 1741  
 Delta R.T. 0.00 min  
 Lab File: VX013295.D  
 Acq: 31 Oct 2019 17:29

Tgt Ion	Resp	Lower	Upper
105	1476757		
120	49.9	24.9	74.8

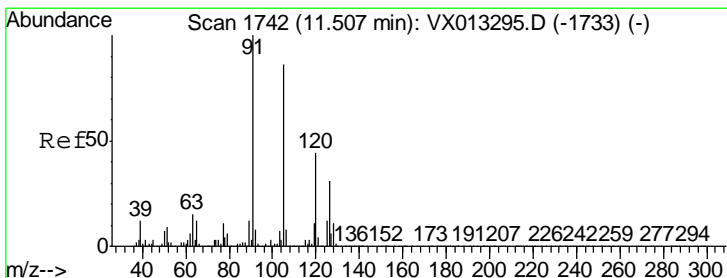
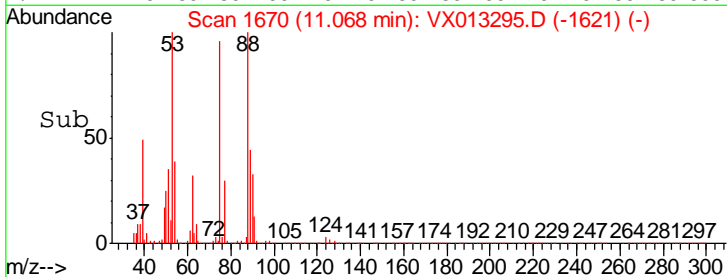
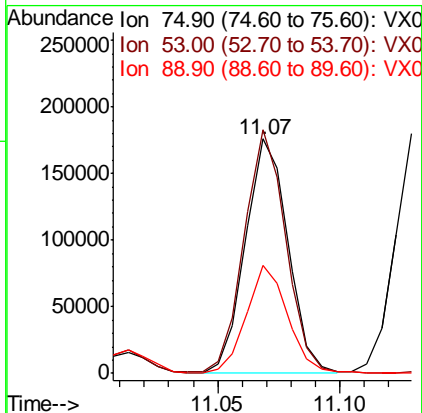
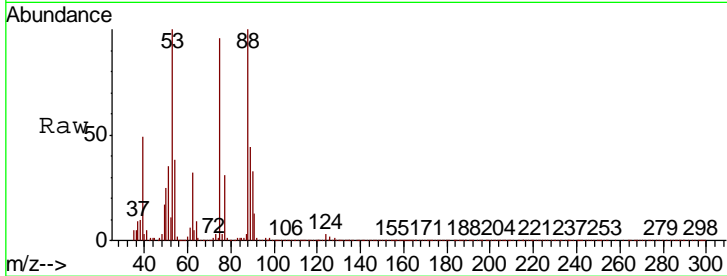




#81  
 trans-1,4-Dichloro-2-butene  
 Concen: 60.374 ug/l  
 RT: 11.07 min Scan# 1670  
 Delta R.T. 0.00 min  
 Lab File: VX013295.D  
 Acq: 31 Oct 2019 17:29

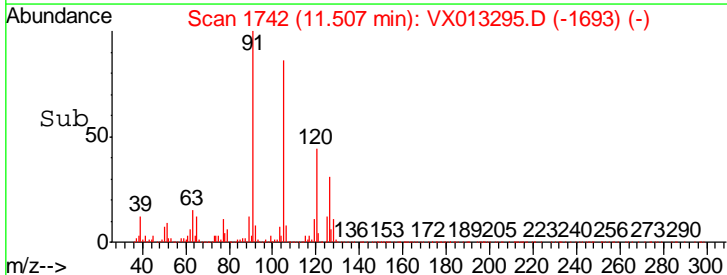
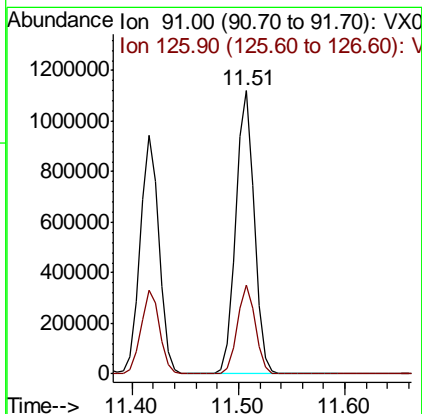
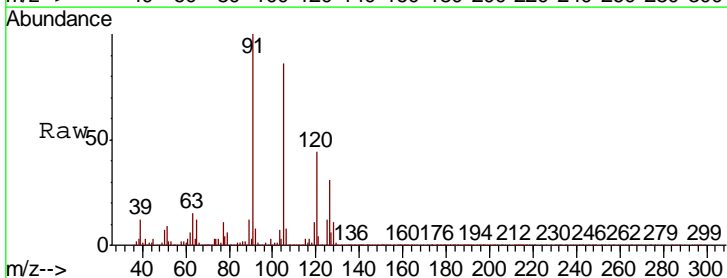
Instrument : MSVOA\_X  
 ClientSampled : VSTDICCC050

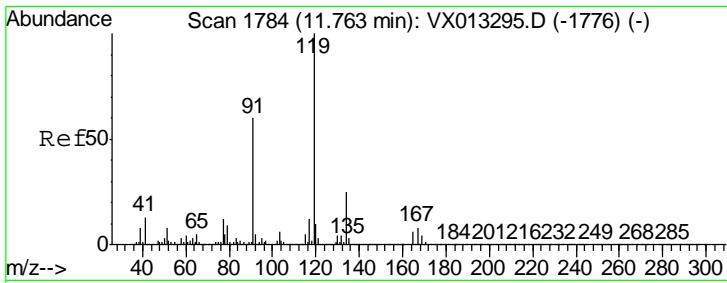
Tgt Ion	Resp	Lower	Upper
75	213269		
75	100		
53	101.3	81.0	121.6
89	45.0	36.0	54.0



#82  
 4-Chlorotoluene  
 Concen: 50.733 ug/l  
 RT: 11.51 min Scan# 1742  
 Delta R.T. 0.00 min  
 Lab File: VX013295.D  
 Acq: 31 Oct 2019 17:29

Tgt Ion	Resp	Lower	Upper
91	1367383		
91	100		
126	30.5	15.3	45.8

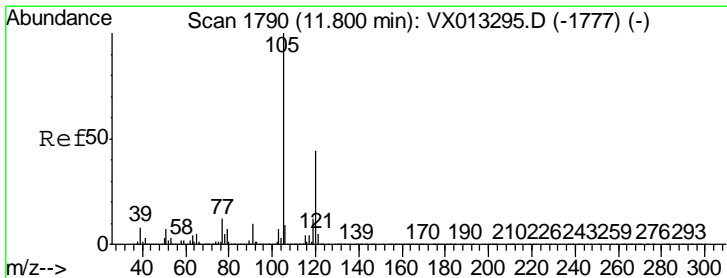
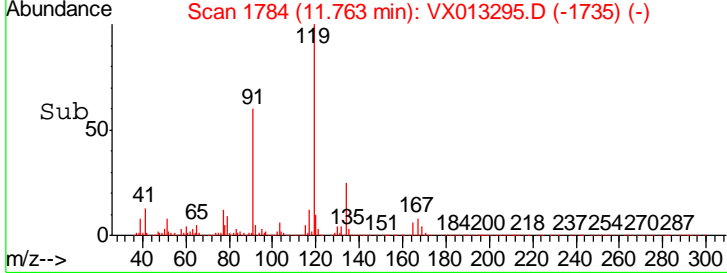
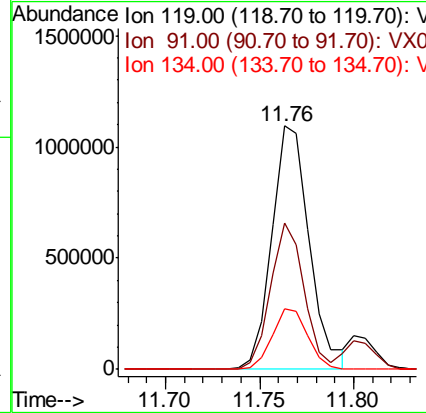
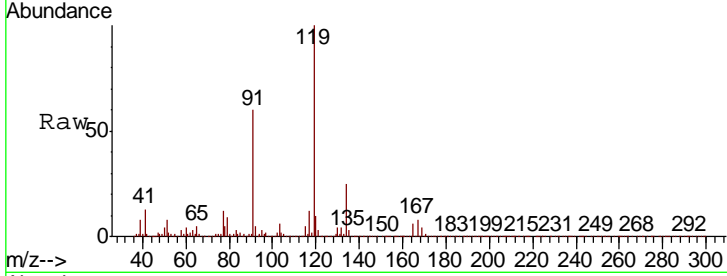




#83  
 tert-Butylbenzene  
 Concen: 52.438 ug/l  
 RT: 11.76 min Scan# 1784  
 Delta R.T. 0.00 min  
 Lab File: VX013295.D  
 Acq: 31 Oct 2019 17:29

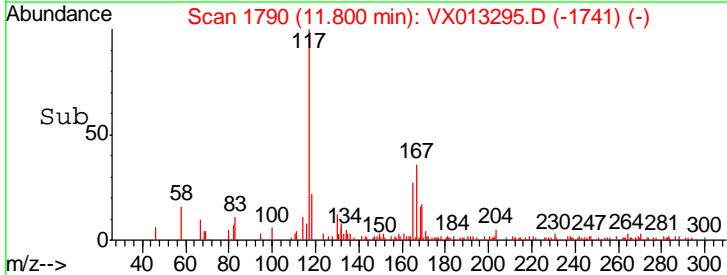
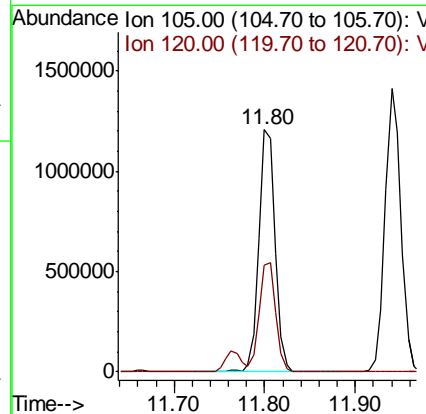
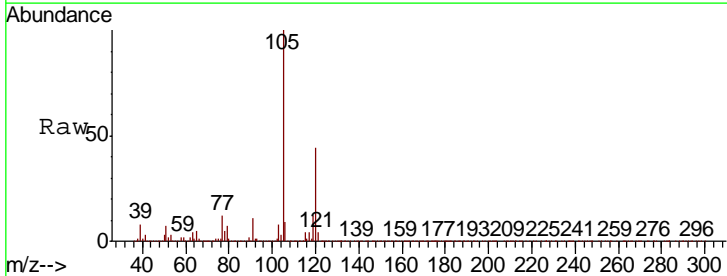
Instrument :  
 MSVOA\_X  
 ClientSampled :  
 VSTDICCC050

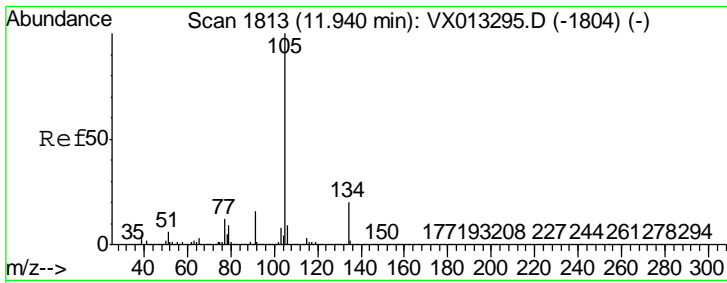
Tgt Ion	Resp	Lower	Upper
119	1507774		
91	53.8	26.9	80.7
134	23.4	11.7	35.1



#84  
 1,2,4-Trimethylbenzene  
 Concen: 51.078 ug/l  
 RT: 11.80 min Scan# 1790  
 Delta R.T. 0.00 min  
 Lab File: VX013295.D  
 Acq: 31 Oct 2019 17:29

Tgt Ion	Resp	Lower	Upper
105	1497854		
120	45.4	22.7	68.1

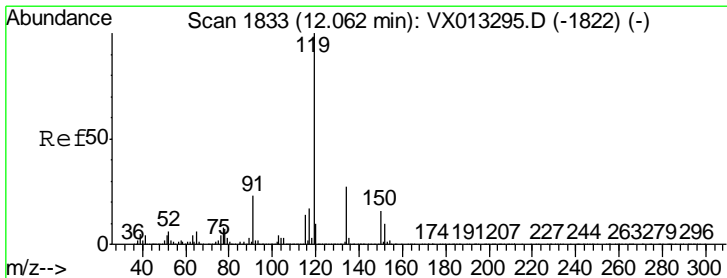
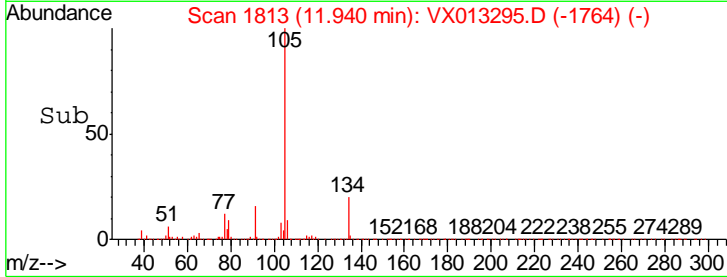
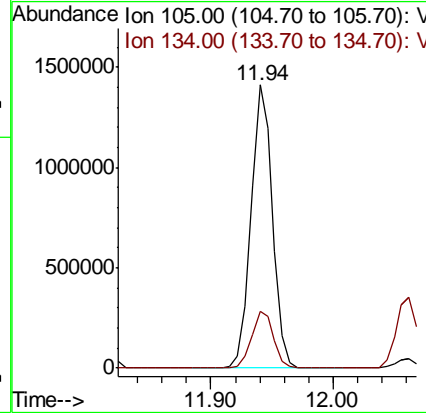
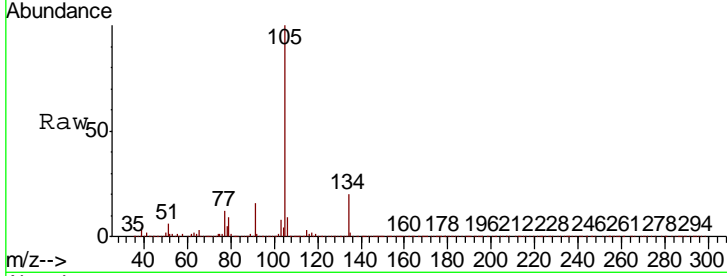




#85  
 sec-Butylbenzene  
 Concen: 51.014 ug/l  
 RT: 11.94 min Scan# 1813  
 Delta R.T. 0.00 min  
 Lab File: VX013295.D  
 Acq: 31 Oct 2019 17:29

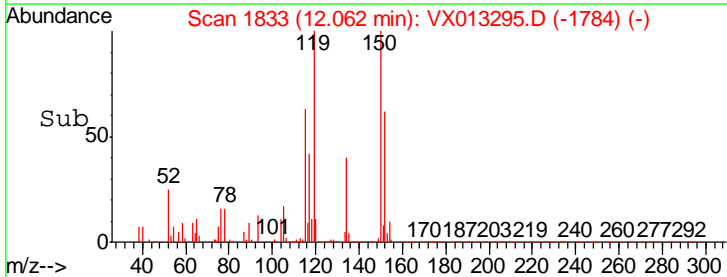
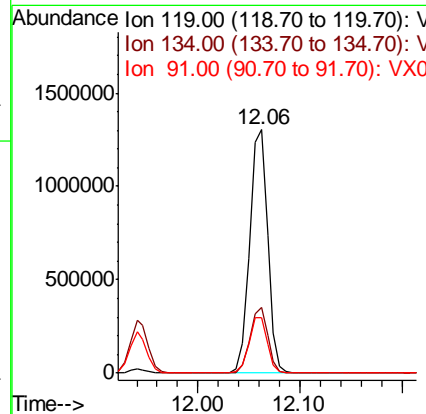
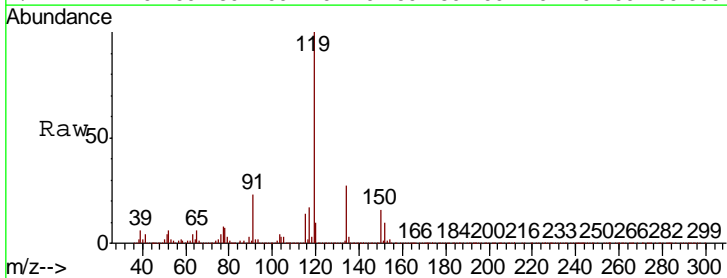
Instrument :  
 MSVOA\_X  
 ClientSampleId :  
 VSTDICCC050

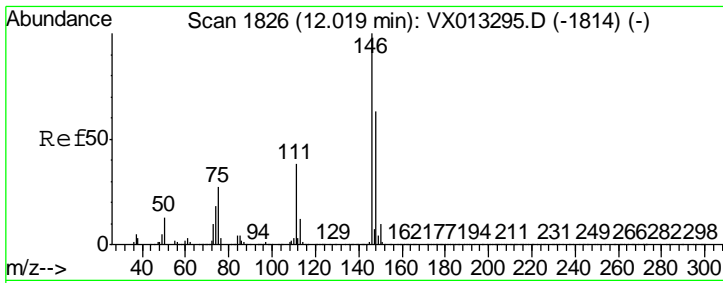
Tgt Ion	Resp	Lower	Upper
105	1705038		
134	20.6	10.3	30.9



#86  
 p-Isopropyltoluene  
 Concen: 51.484 ug/l  
 RT: 12.06 min Scan# 1833  
 Delta R.T. 0.00 min  
 Lab File: VX013295.D  
 Acq: 31 Oct 2019 17:29

Tgt Ion	Resp	Lower	Upper
119	1592195		
134	26.5	13.3	39.8
91	22.9	11.5	34.4

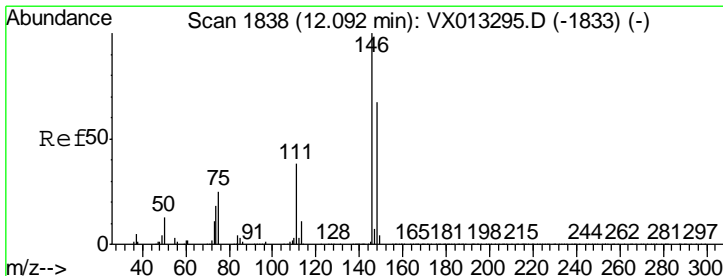
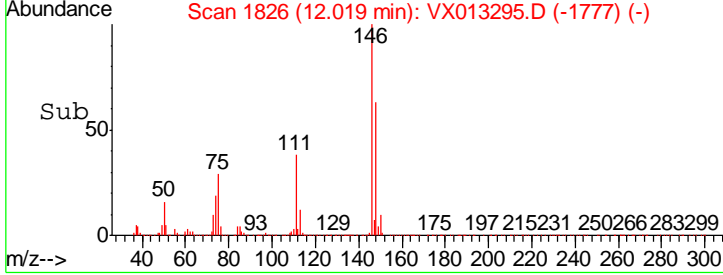
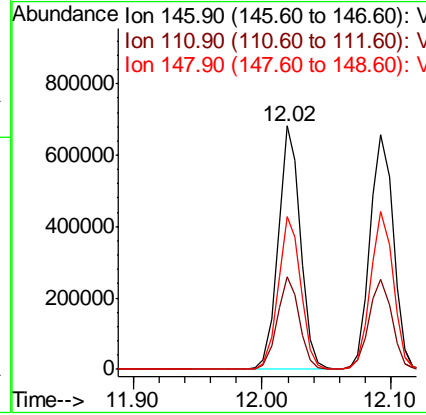
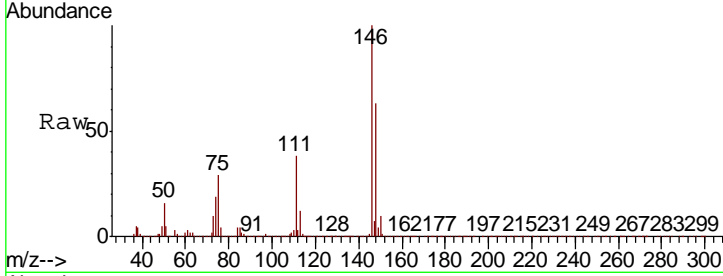




#87  
 1,3-Dichlorobenzene  
 Concen: 49.488 ug/l  
 RT: 12.02 min Scan# 1826  
 Delta R.T. 0.00 min  
 Lab File: VX013295.D  
 Acq: 31 Oct 2019 17:29

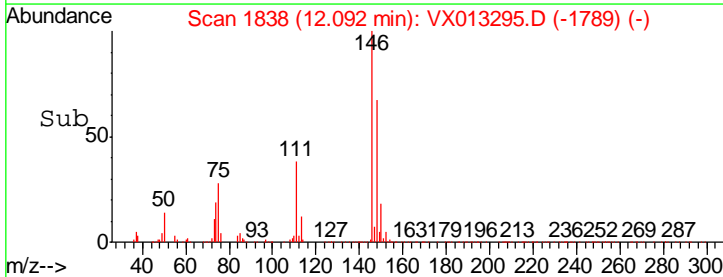
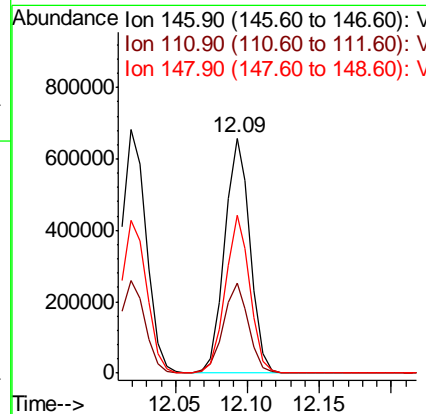
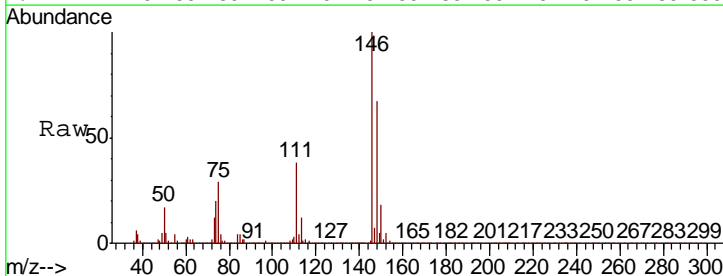
Instrument :  
 MSVOA\_X  
 ClientSampled :  
 VSTDICCC050

Tgt Ion	Resp	Lower	Upper
146	100		
111	37.7	18.9	56.5
148	63.8	31.9	95.7

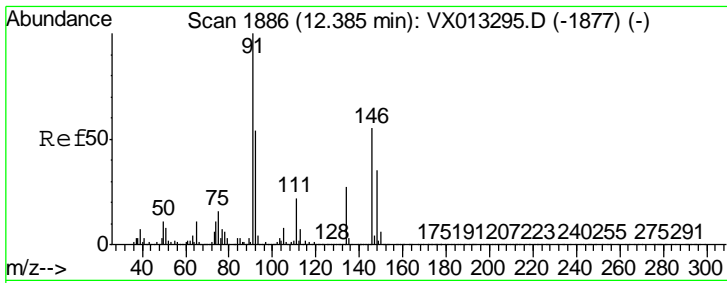


#88  
 1,4-Dichlorobenzene  
 Concen: 48.102 ug/l  
 RT: 12.09 min Scan# 1838  
 Delta R.T. 0.00 min  
 Lab File: VX013295.D  
 Acq: 31 Oct 2019 17:29

Tgt Ion	Resp	Lower	Upper
146	100		
111	37.6	18.8	56.4
148	64.7	32.4	97.0



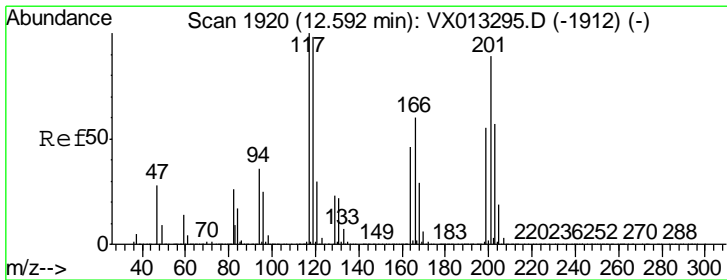
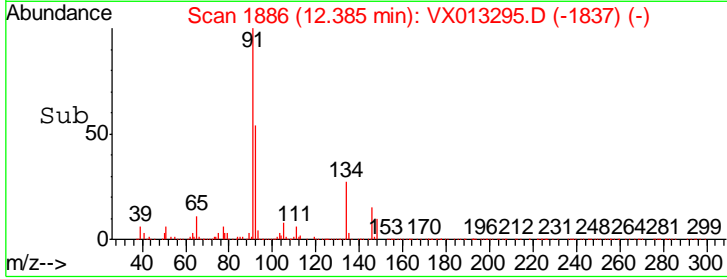
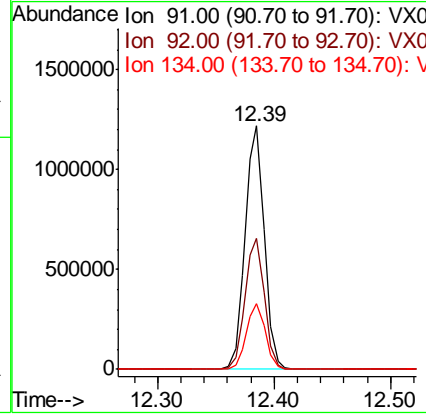
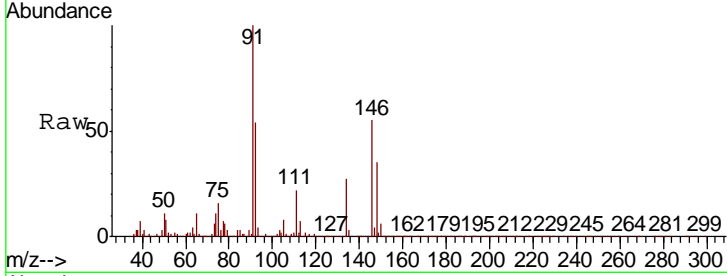




#89  
 n-Butylbenzene  
 Concen: 52.793 ug/l  
 RT: 12.39 min Scan# 1886  
 Delta R.T. 0.00 min  
 Lab File: VX013295.D  
 Acq: 31 Oct 2019 17:29

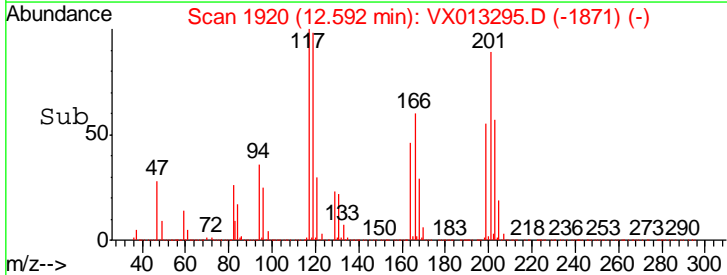
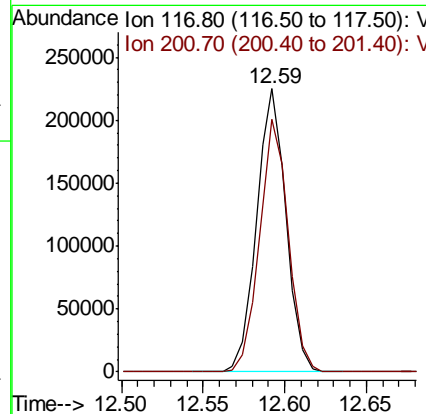
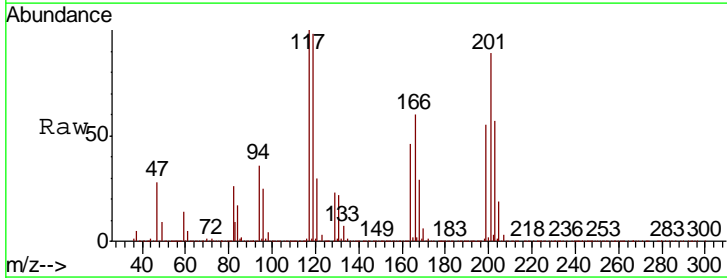
Instrument : MSVOA\_X  
 ClientSampled : VSTDICCC050

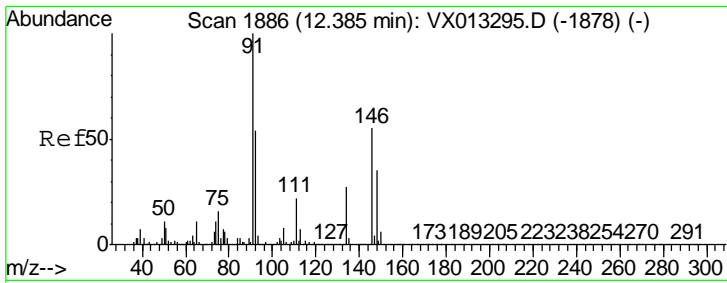
Tgt Ion	Resp	Lower	Upper
91	1399434		
92	54.5	27.3	81.8
134	27.0	13.5	40.5



#90  
 Hexachloroethane  
 Concen: 56.426 ug/l  
 RT: 12.59 min Scan# 1920  
 Delta R.T. 0.00 min  
 Lab File: VX013295.D  
 Acq: 31 Oct 2019 17:29

Tgt Ion	Resp	Lower	Upper
117	280303		
201	87.8	43.9	131.7

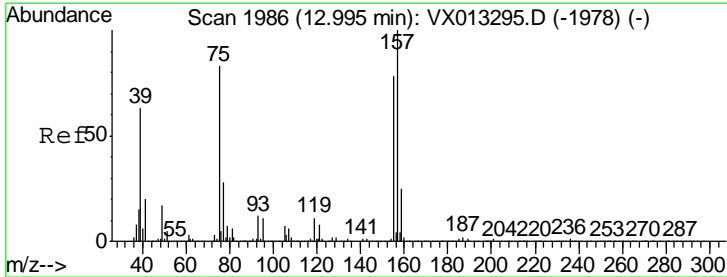
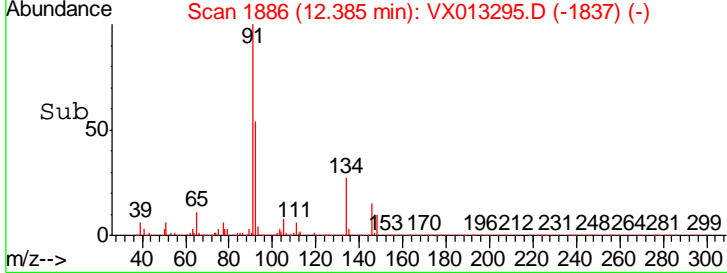
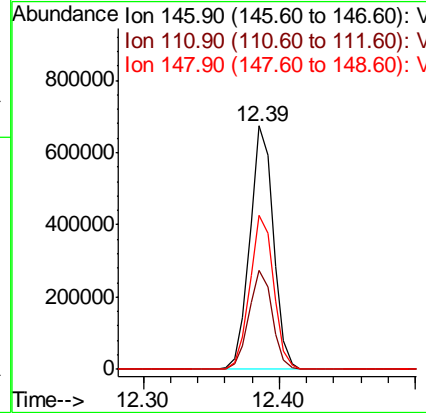
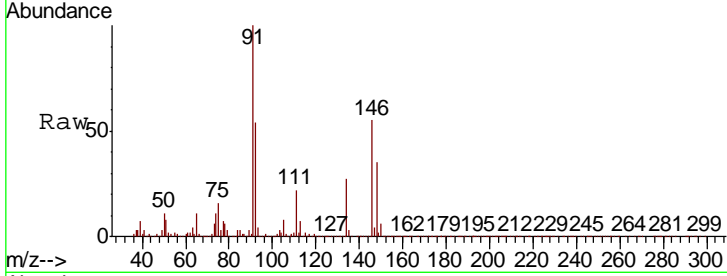




#91  
 1,2-Dichlorobenzene  
 Concen: 49.654 ug/l  
 RT: 12.39 min Scan# 1886  
 Delta R.T. 0.00 min  
 Lab File: VX013295.D  
 Acq: 31 Oct 2019 17:29

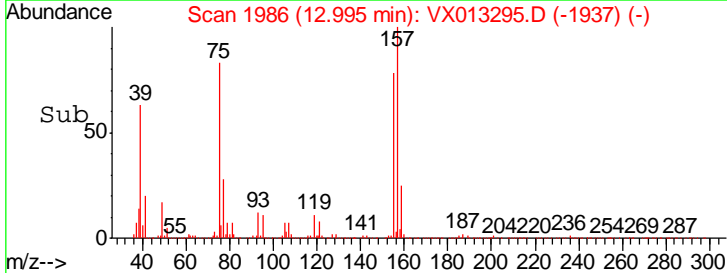
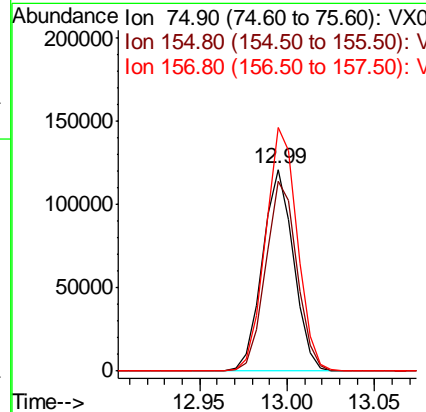
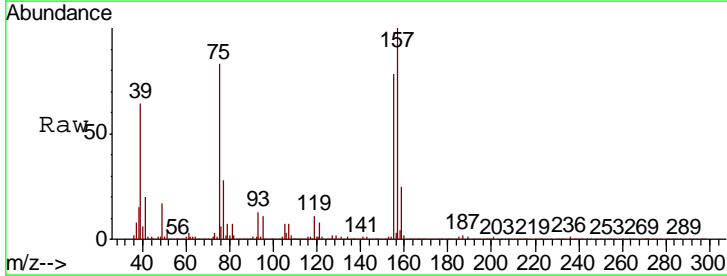
Instrument :  
 MSVOA\_X  
 ClientSampled :  
 VSTDICCC050

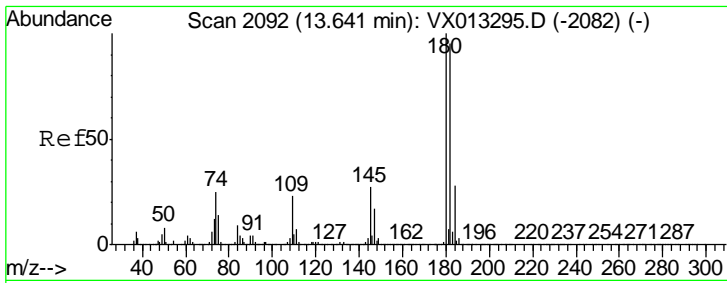
Tgt Ion	Resp	Lower	Upper
146	100		
111	40.1	20.1	60.2
148	64.0	32.0	96.0



#92  
 1,2-Dibromo-3-Chloropropane  
 Concen: 60.759 ug/l  
 RT: 12.99 min Scan# 1986  
 Delta R.T. 0.00 min  
 Lab File: VX013295.D  
 Acq: 31 Oct 2019 17:29

Tgt Ion	Resp	Lower	Upper
75	100		
155	94.3	47.1	141.4
157	122.5	61.3	183.8

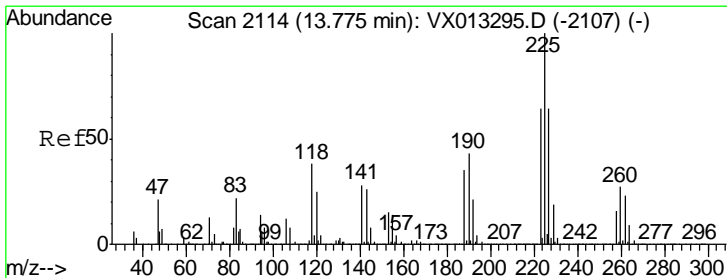
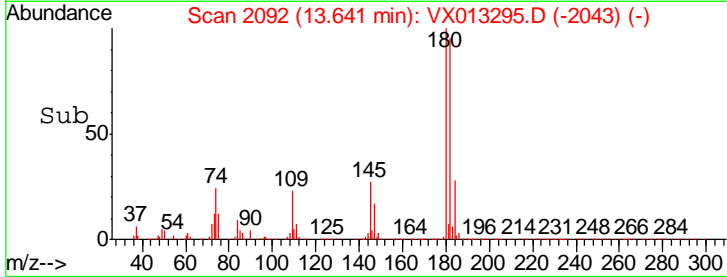
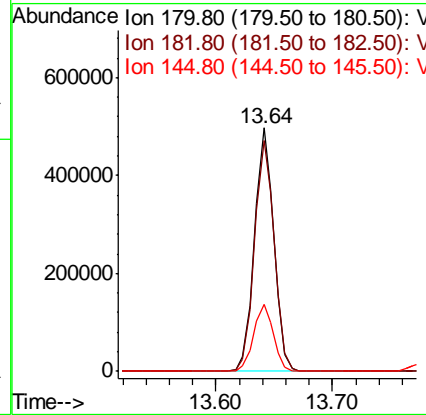
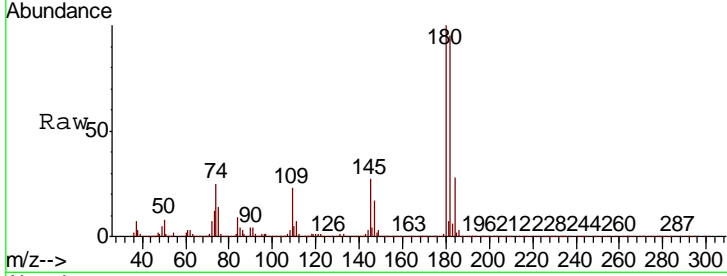




#93  
 1,2,4-Trichlorobenzene  
 Concen: 51.721 ug/l  
 RT: 13.64 min Scan# 2092  
 Delta R.T. 0.00 min  
 Lab File: VX013295.D  
 Acq: 31 Oct 2019 17:29

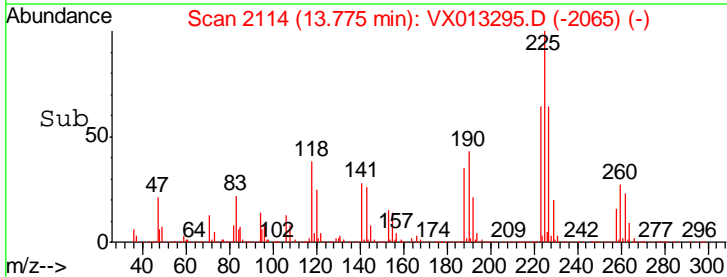
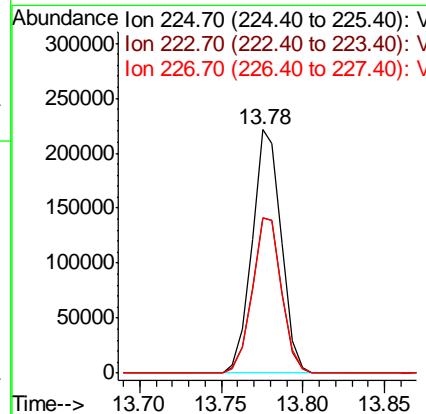
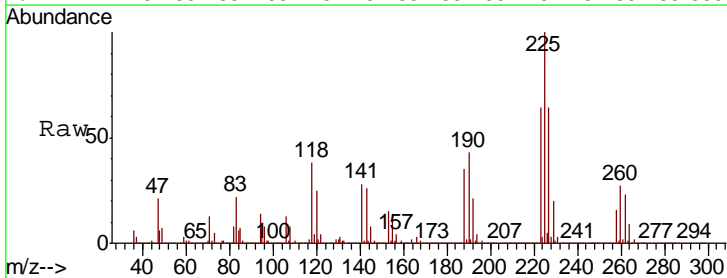
Instrument :  
 MSVOA\_X  
 ClientSampleId :  
 VSTDICCC050

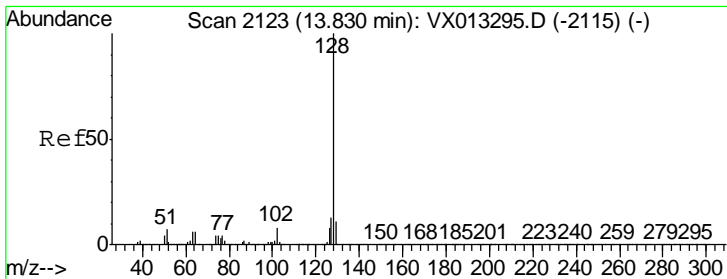
Tgt Ion	Resp	Lower	Upper
180	100		
182	96.7	48.4	145.0
145	28.3	14.1	42.4



#94  
 Hexachlorobutadiene  
 Concen: 49.832 ug/l  
 RT: 13.78 min Scan# 2114  
 Delta R.T. 0.00 min  
 Lab File: VX013295.D  
 Acq: 31 Oct 2019 17:29

Tgt Ion	Resp	Lower	Upper
225	100		
223	63.8	31.9	95.7
227	63.9	31.9	95.9

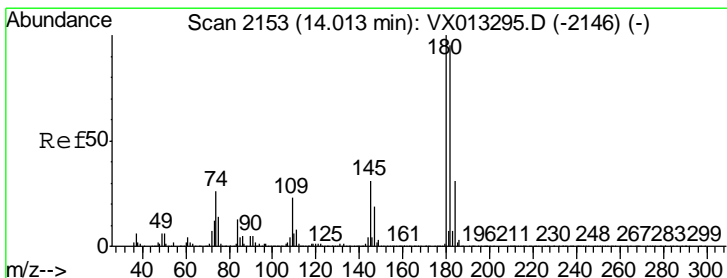
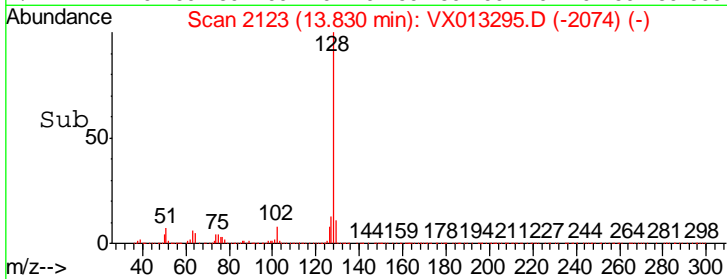
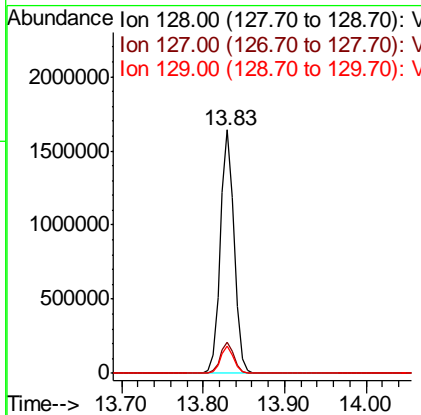
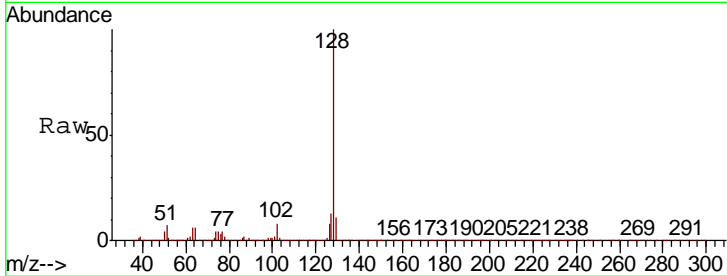




#95  
 Naphthalene  
 Concen: 57.467 ug/l  
 RT: 13.83 min Scan# 2123  
 Delta R.T. 0.00 min  
 Lab File: VX013295.D  
 Acq: 31 Oct 2019 17:29

Instrument :  
 MSVOA\_X  
 ClientSampled :  
 VSTDICCC050

Tgt Ion	Resp	Lower	Upper
128	1935744		
127	12.7	10.2	15.2
129	10.6	8.5	12.7



#96  
 1,2,3-Trichlorobenzene  
 Concen: 52.457 ug/l  
 RT: 14.01 min Scan# 2153  
 Delta R.T. 0.00 min  
 Lab File: VX013295.D  
 Acq: 31 Oct 2019 17:29

Tgt Ion	Resp	Lower	Upper
180	586773		
182	96.1	48.0	144.2
145	30.9	15.4	46.4

